

Chris Myer
Indiana Department of Environmental Management
Office of Land Quality, Permits Branch
100 N. Senate Ave.
Room IGCN 1154
Indianapolis, IN 46204

Arcadis U.S., Inc.
132 E. Washington Street
Suite 600
Indianapolis
Indiana 46204
Tel 317 231 6500
Fax 317 231 6514
www.arcadis.com

Subject:

Further Site Investigation, AOC-1, Former Motors and Controls Manufacturing Facility, Tell City, Indiana RCRA ID: IND006392773

Environment

Date:

November 21, 2017

Dear Mr. Myer:

Contact:

Daniel Petzold

General Electric Company (GE) is in receipt of the Indiana Department of Environmental Management's (IDEM) Further Site Investigation (FSI) review letter dated September 11, 2017 for the above referenced facility in Tell City, Indiana (Site; **Figure 1**). The letter requested that GE submit a Work Plan for additional investigation of Area of Concern 1 (AOC-1).

Phone:

317-709-0081

Because Arcadis was mobilized to the Site for other activities, it was decided that samples for additional characterization of AOC-1 would be collected using the methods previously approved by IDEM, with the results submitted to IDEM in a FSI report. Because of this, a Work Plan was not prepared.

Email:

Daniel.Petzold@arcadis.com

This FSI details the means and methods used and results of stream sediment sampling along Windy Creek and additional soil and groundwater characterization around the perimeter of AOC-1.

Our ref:

IN000911.0007

Sediment Sampling

The September 11, 2017 letter indicates IDEM's desire that sediment along Windy Creek be sampled as part of the FSI. In anticipation of this request, Arcadis collected three sediment samples along Windy Creek on August 1, 2017, while mobilized to advance soil borings to the east of the creek.

The sample locations (**Figure 2**) were chosen to be slightly up-stream of AOC-1 (Sed-1), adjacent to AOC-1 (Sed-2), and down-stream of AOC-1 (Sed-3). Samples were collected by an Arcadis geologist using a hand trowel that was decontaminated between sample sites. Sediment from the stream was placed in eight-ounce sample jars for analysis of polychlorinated biphenyls (PCBs) and in TerraCore sample containers for analysis of volatile organic compounds (VOCs).

The analytes were based on the previous detections of PCBs and VOCs in surficial and near surficial soil on the hill slope between AOC-1 and Windy Creek.

The sediment that was sampled consisted of poorly sorted fine to medium-grained sand with fine gravel (**Photographs 1 and 2**). Although it would have been preferable to collect clayey sediment from the stream due to the potential for PCBs to adhere to clay particles, the only sediment that was found along this length of the stream was granular.

Table 1 presents the results of the analysis of the sediment samples, and the laboratory report is included in **Attachment 1**. No PCBs or VOCs were detected in the analysis of the three sediment samples.

Groundwater Sampling

The September 11, 2017 letter includes a request to further investigate the extent of contamination found at AOC-1, within the facility boundaries. Historical groundwater samples have been collected from soil borings for screening and from monitoring wells.

Groundwater samples were collected from the monitoring wells in August 2017. The results of this sampling event, along with data from previous monitoring well sampling events and data from grab samples from soil boring locations are presented in **Table 2** and on **Figure 3**. The laboratory report from the August 2017 groundwater sampling event is included in **Attachment 3**. **Figure 4** shows the potentiometric surface of the groundwater in the area of AOC-1, based on the gauging of the four permanent monitoring wells in August 2017. Flow is to the east, southeast, toward Windy Creek.

Arcadis mobilized to the Site on October 10, 2017 to advance direct-push soil probes to the uppermost groundwater under the area and collect groundwater grab samples from two soil probes to the north of AOC-1 (P-22 and P-23) and one soil probe to the south of AOC-1 (P-25; **Figure 3**).

A properly decontaminated stainless-steel well screen was advanced in each borehole to facilitate collection of groundwater samples. Samples were collected via tubing that was fitted with a check valve to push water to the surface. Groundwater samples were collected in laboratory-provided sample containers and submitted to Accutest Laboratory for analysis of VOCs via EPA test method 8260 and for PCBs via EPA test method 8082.

The results of the analysis of these new groundwater samples are presented in **Table 2** and on **Figure 3**. The only analyte to be detected in the groundwater sample collected from P-25 was toluene at a concentration below the IDEM Remediation Closure Guide (RCG) residential tap water screening level. Seven analytes were detected in the groundwater sample collected from boring P-22; however, none of these analytes were detected at concentrations that exceeded their respective IDEM RCG screening levels. Six analytes were detected in the sample from boring P-23, with tetrachloroethene (PCE), TCE, cis-1,2-dichloroethene, and vinyl chloride all exceeding IDEM RCG residential tap water screening levels.

Soil Sampling

During the October 10, 2017 mobilization, direct-push soil probes were advanced for the collection of soil samples to the north of AOC-1 (P-22 and P-23), to the southwest of AOC-1 (P-24), and to the south of AOC-1 (P-25). Surficial soil was collected from four sample locations (HA-10 through HA-13) using a steel hand trowel that was decontaminated between sample locations. These locations were in a heavily wooded and steeply sloping area to the east of AOC-1, between the Site and Windy Creek (**Photograph 1**). Because of safety concerns, samples HA-10 through HA-12 were collected along the bank of Windy

Creek rather than on the wooded slope above the creek (**Photograph 2**). These samples were collected from natural clayey silt through which the stream had incised (**Photograph 3**). All samples were analyzed for VOCs and PCBs. TerraCore sample containers were used for the collection of samples to be analyzed for VOCs.

Figure 5 shows the location of these new soil sampling sites in the AOC-1 area along with the previous sampling sites. All soil data are presented in **Table 3**. On-Site data in **Table 3** are compared to the IDEM RCG industrial direct contact screening levels; however, data derived from off-site sample points are compared to the RCG residential direct contact and residential migration to groundwater screening levels. RCG screening level exceedances are shown on **Figure 5**.

Two VOCs and one PCB congener were detected in the analysis of soil from P-25. No RCG screening levels were exceeded. No VOC or PCB compounds were detected in the analysis of soil from P-24. One VOC and two PCB congeners were detected in the analysis of soil from HA-10, HA-11, and HA-12. No RCG screening levels were exceeded in the analysis of these samples. No VOCs were detected in the analysis of soil from HA-13; however, Aroclor 1254 was detected at 5.64 milligrams per kilogram (mg/kg). This concentration was below the commercial/industrial direct contact screening level but above the residential migration to groundwater and residential direct contact screening levels. No analytes were detected in the analysis of soil samples from boring P-22. Six VOC analytes were detected in the analysis of soil samples from boring P-23; however, no industrial screening levels were exceeded.

Closing

The sampling of soil, sediment, and groundwater in the AOC-1 area has defined the extents of impacts to the extent practicable. The presence of analytes in groundwater and in soil on the slope to Windy Creek suggests the possibility of migration to the creek; however, no evidence of impacts was seen in the sampling of sediment.

GE expects that the closure of AOC-1 will be part of an overall risk-based solution to the Site that includes the RCRA storage pad and, potentially, other areas. This process will be the subject of discussions between GE and IDEM in the near future. In the interim, please feel free to call Dan Petzold of Arcadis at 317-709-0081 or e-mail at Daniel.Petzold@Arcadis.com.

Sincerely,

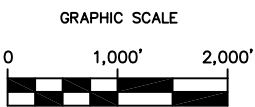
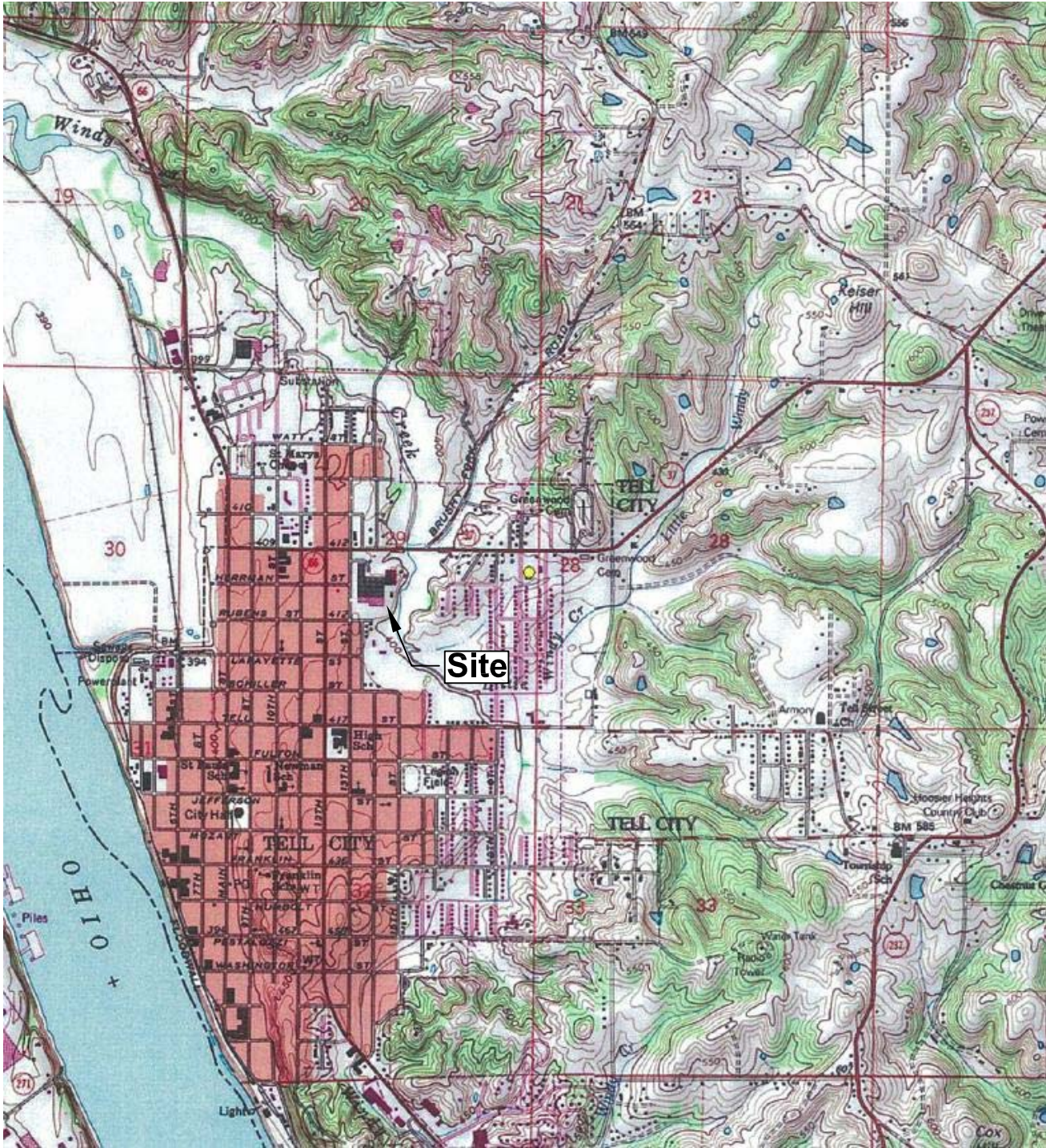
Arcadis U.S., Inc.



Daniel Petzold, LPG
Senior Geologist

FIGURES



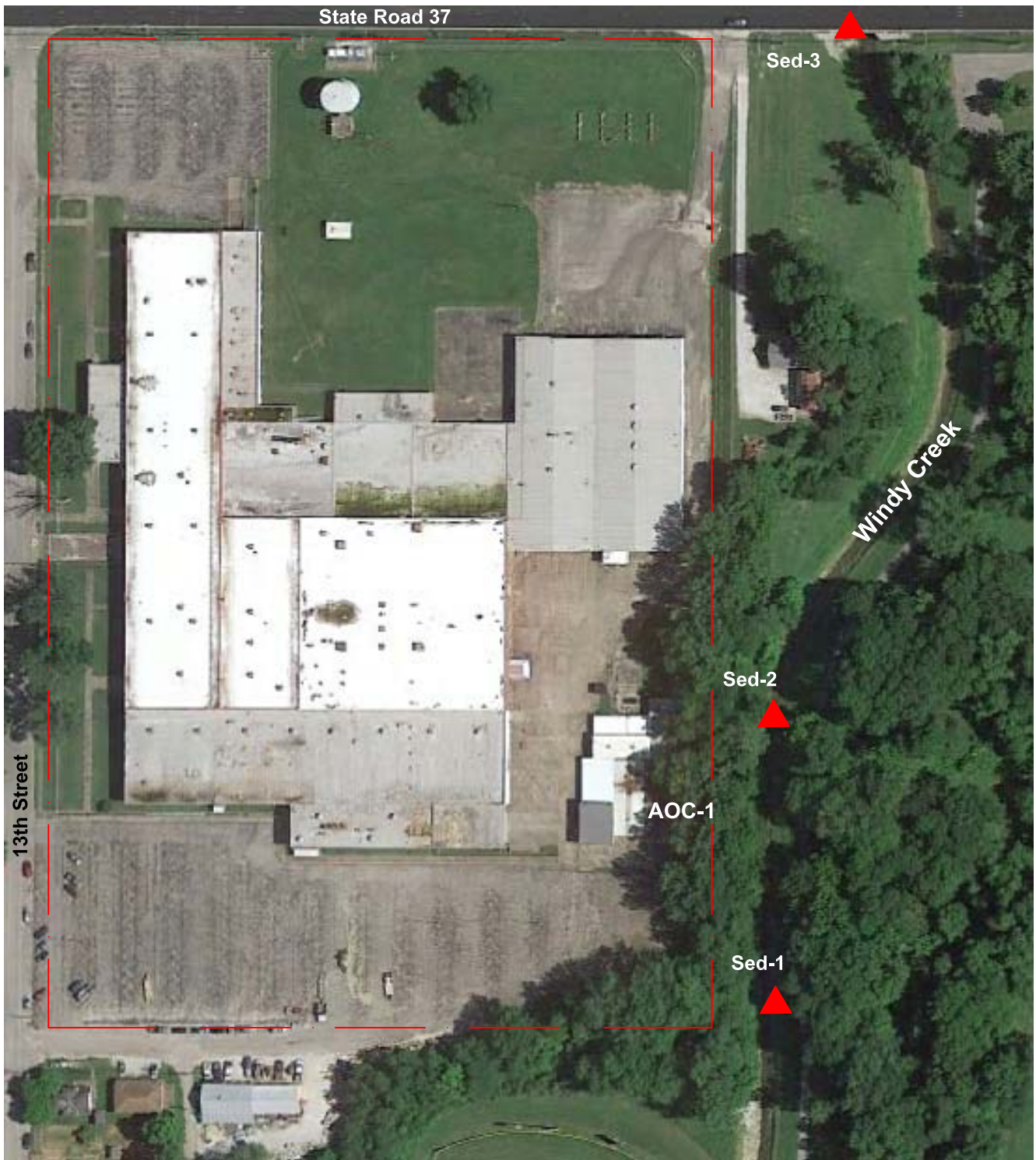


Site Location Map

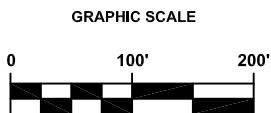
GE Tell City Facility
 1412 13th Street, Tell City, IN



Figure 1

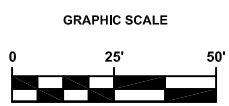
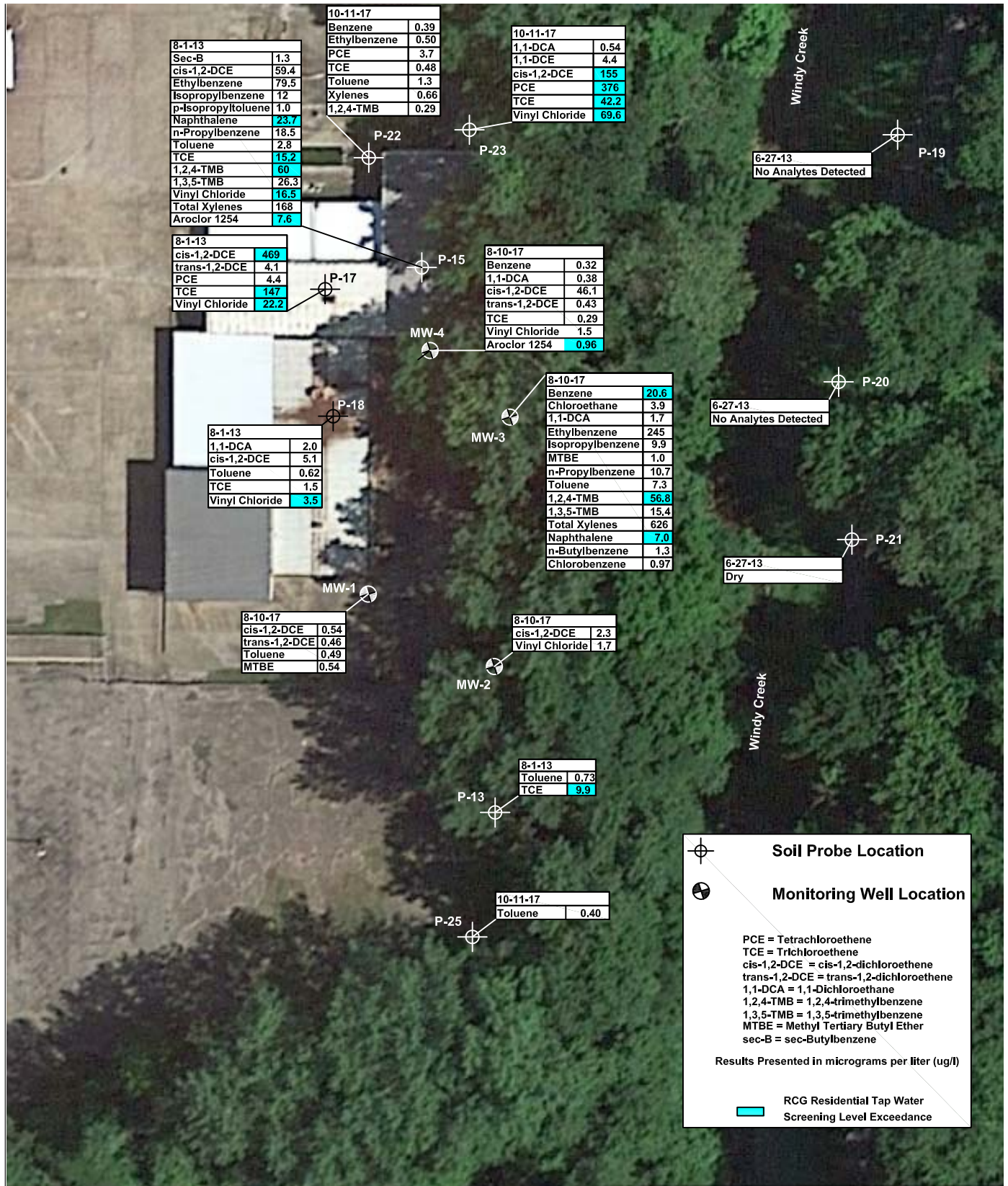


▲ Sediment Sample Site
(collected 8-1-2017)



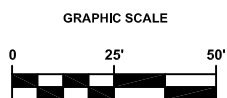

Sediment Sample Locations

General Electric
Tell City Facility
1412 13th Street, Tell City, Indiana



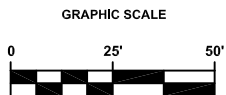
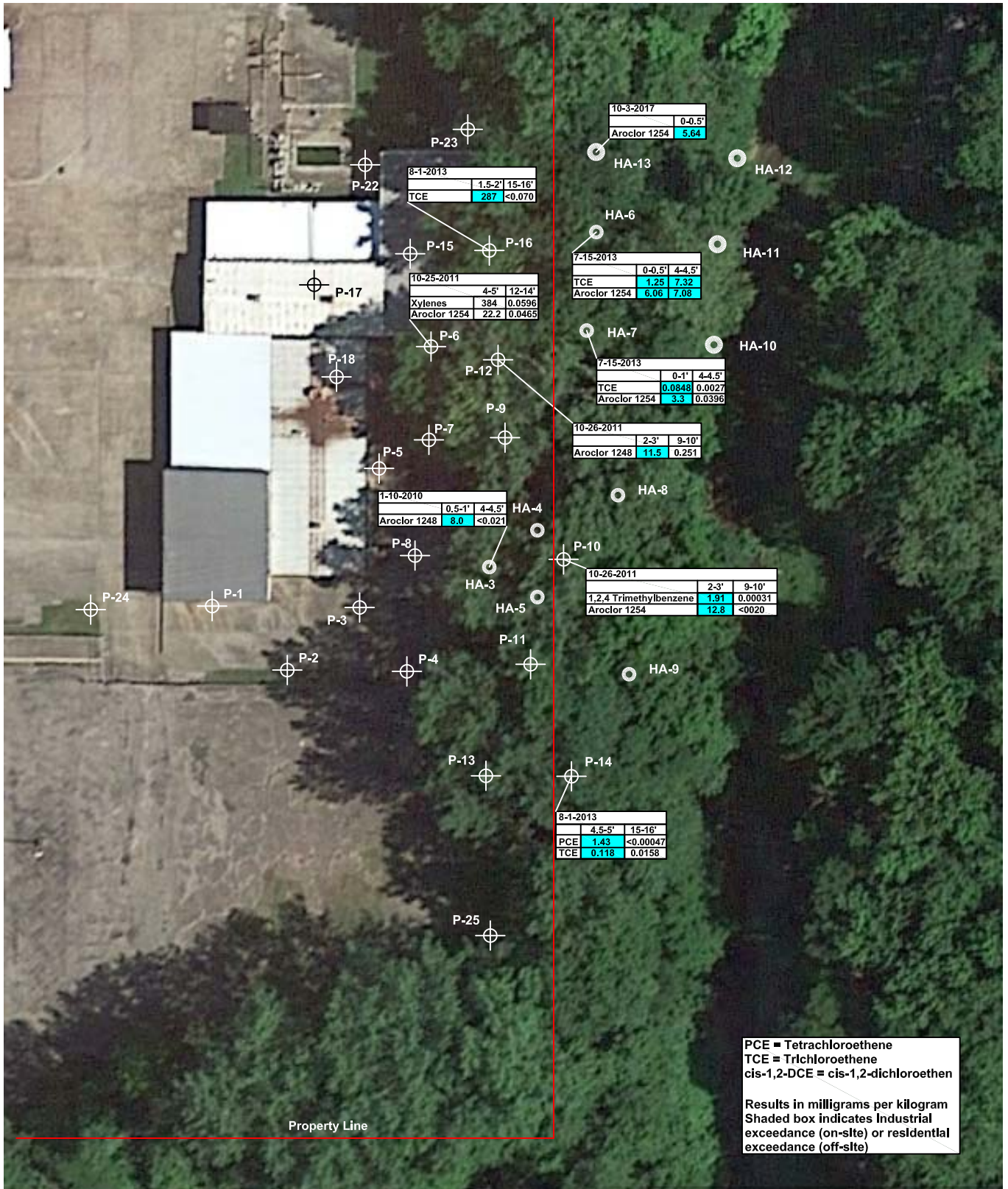
Groundwater Sampling Results

GE Former Small Motor Facility
1412 13th Street, Tell City, IN



Potentiometric Surface Map

GE Former Small Motor Facility
1412 13th Street, Tell City, IN



Soil Sample Locations and Screening Level Exceedances

GE Former Small Motor Facility
1412 13th Street, Tell City, IN

TABLES



Table 1
Analytical Results (mg/kg) For Sediment Samples
GE Tell City Site
1412 13th Street, Tell City Indiana

Analyte	Sed-1	Sed-2	Sed-3
	Up-Stream	Mid-Stream	Down-Stream
	8/1/2017	8/1/2017	8/1/2017
VOCs			
Acetone	<38	<7.2	<8.5
Benzene	<1.9	<0.36	<0.42
Bromobenzene	<19	<3.6	<4.2
Bromochloromethane	<19	<3.6	<4.2
Bromodichloromethane	<7.6	<1.4	<1.7
Bromoform	<19	<3.6	<4.2
Bromomethane	<19	<3.6	<4.2
2-Butanone (MEK)	<38	<7.2	<8.5
n-Butylbenzene	<7.6	<1.4	<1.7
sec-Butylbenzene	<7.6	<1.4	<1.7
tert-Butylbenzene	<7.6	<1.4	<1.7
Carbon tetrachloride	<7.6	<1.4	<1.7
Chlorobenzene	<7.6	<1.4	<1.7
Chloroethane	<19	<3.6	<4.2
Chloroform	<7.6	<1.4	<1.7
Chloromethane	<19	<3.6	<4.2
o-Chlorotoluene	<7.6	<1.4	<1.7
p-Chlorotoluene	<7.6	<1.4	<1.7
1,2-Dibromo-3-chloropropane	<7.6	<1.4	<1.7
Dibromochloromethane	<7.6	<1.4	<1.7
1,2-Dibromoethane	<3.8	<0.72	<0.85
1,2-Dichlorobenzene	<3.8	<0.72	<0.85
1,3-Dichlorobenzene	<3.8	<0.72	<0.85
1,4-Dichlorobenzene	<3.8	<0.72	<0.85
Dichlorodifluoromethane	<19	<3.6	<4.2
1,1-Dichloroethane	<3.8	<0.72	<0.85
1,2-Dichloroethane	<3.8	<0.72	<0.85
1,1-Dichloroethene	<3.8	<0.72	<0.85
cis-1,2-Dichloroethene	<3.8	<0.72	<0.85
trans-1,2-Dichloroethene	<3.8	<0.72	<0.85
1,2-Dichloropropane	<7.6	<1.4	<1.7
1,3-Dichloropropane	<7.6	<1.4	<1.7
2,2-Dichloropropane	<7.6	<1.4	<1.7
1,1-Dichloropropene	<7.6	<1.4	<1.7
cis-1,3-Dichloropropene	<7.6	<1.4	<1.7
trans-1,3-Dichloropropene	<7.6	<1.4	<1.7
Ethylbenzene	<3.8	<0.72	<0.85
Hexachlorobutadiene	<19	<3.6	<4.2
Isopropylbenzene	<7.6	<1.4	<1.7
p-Isopropyltoluene	<7.6	<1.4	<1.7
Methyl Tert Butyl Ether	<3.8	<0.72	<0.85
4-Methyl-2-pentanone(MIBK)	<19	<3.6	<4.2
Methylene bromide	<19	<3.6	<4.2
Methylene chloride	<19	<3.6	<4.2
Naphthalene	<19	<3.6	<4.2
n-Propylbenzene	<7.6	<1.4	<1.7
Styrene	<7.6	<1.4	<1.7
1,1,1,2-Tetrachloroethane	<7.6	<1.4	<1.7
1,1,2,2-Tetrachloroethane	<7.6	<1.4	<1.7
Tetrachloroethene	<7.6	<1.4	<1.7
Toluene	<3.8	<0.72	<0.85
1,2,3-Trichlorobenzene	<19	<3.6	<4.2
1,2,4-Trichlorobenzene	<19	<3.6	<4.2
1,1,1-Trichloroethane	<7.6	<1.4	<1.7
1,1,2-Trichloroethane	<7.6	<1.4	<1.7
Trichloroethene	<3.8	<0.72	<0.85
Trichlorofluoromethane	<19	<3.6	<4.2
1,2,3-Trichloropropane	<19	<3.6	<4.2
1,2,4-Trimethylbenzene	<7.6	<1.4	<1.7
1,3,5-Trimethylbenzene	<7.6	<1.4	<1.7
Vinyl chloride	<7.6	<1.4	<1.7
m,p-Xylene	<3.8	<0.72	<0.85
o-Xylene	<3.8	<0.72	<0.85
Xylene (total)	<3.8	<0.72	<0.85
PCBs			
Aroclor 1016	<42	<39	<36
Aroclor 1221	<42	<39	<36
Aroclor 1232	<42	<39	<36
Aroclor 1242	<42	<39	<36
Aroclor 1248	<42	<39	<36
Aroclor 1254	<42	<39	<36
Aroclor 1260	<42	<39	<36

mg/kg = milligrams per kilogram
 < = "less than"

Table 3
Results of the Analysis of Soil Samples (mg/kg)
GE Tell City Site
1412 13th Street, Tell City, Indiana

Analyte	RCG Screening Levels				HA-3		HA-4		HA-5		HA-6	
	Residential Direct Contact	Com/Ind Direct Contact	Excavation	Migration to Groundwater	On-Site		On-Site		On-Site		Off-Site	
					0.5-1'	4-4.5'	0.5-1'	2-2.5'	0.5-1'	3-3.5'	0-0.5	4-4.5'
					10/1/2010	10/1/2010	10/1/2010	10/1/2010	10/1/2010	10/1/2010	7/15/2013	7/15/2013
PAHs												
Acenaphthene	4800	33000	55000	82	-	-	-	-	-	-	-	-
Acenaphthylene	-	-	-	-	-	-	-	-	-	-	-	-
Anthracene	24000	100000	100000	860	-	-	-	-	-	-	-	-
Benzo(a)anthracene	2.1	21	1300	2.1	-	-	-	-	-	-	-	-
Benzo(a)pyrene	0.21	2.1	130	4.7	-	-	-	-	-	-	-	-
Benzo(b)fluoranthene	2.1	21	1300	7	-	-	-	-	-	-	-	-
Benzo(g,h,i)perylene	-	-	-	-	-	-	-	-	-	-	-	-
Benzo(k)fluoranthene	21	210	13000	68	-	-	-	-	-	-	-	-
Chrysene	210	2100	100000	210	-	-	-	-	-	-	-	-
Dibenzo(a,h)anthracene	0.21	2.1	130	2.2	-	-	-	-	-	-	-	-
Fluoranthene	3200	22000	37000	1400	-	-	-	-	-	-	-	-
Fluorene	3200	22000	37000	81	-	-	-	-	-	-	-	-
Indeno(1,2,3-cd)pyrene	2.1	21	1300	40	-	-	-	-	-	-	-	-
2-Methylnaphthalene	320	2200	3700	2.8	-	-	-	-	-	-	-	-
Naphthalene	50	180	1000	0.092	-	-	-	-	-	-	-	-
Phenanthrene	-	-	-	-	-	-	-	-	-	-	-	-
Pyrene	2400	17000	28000	190	-	-	-	-	-	-	-	-
PCBs												
Aroclor 1016	5.5	37	63	2.1	<0.48	<0.021	<0.094	<0.098	<0.088	<0.097	<0.017	<0.017
Aroclor 1221	2	5.4	390	0.014	<0.48	<0.021	<0.094	<0.098	<0.088	<0.097	<0.022	<0.022
Aroclor 1232	2	5.4	73	0.014	<0.48	<0.021	<0.094	<0.098	<0.088	<0.097	<0.018	<0.017
Aroclor 1242	3.1	7.4	460	1.1	<0.48	<0.021	<0.094	<0.098	<0.088	<0.097	<0.019	<0.018
Aroclor 1248	3.1	7.4	460	1	8.0	<0.021	<0.094	<0.098	<0.088	<0.097	<0.017	<0.016
Aroclor 1254	1.5	7.4	18	1.6	<0.48	<0.021	1.3	1.4	0.24	0.77	6.06	7.08
Aroclor 1260	3.1	7.4	460	4.8	<0.48	<0.021	<0.094	<0.098	<0.088	<0.097	<0.019	<0.019
Metals												
Arsenic	5.5	16	430	5.9	13	15	9.6	11	10	10	5.6	5.3
Barium	21000	100000	100000	1700	-	-	-	-	-	-	-	-
Cadmium	98	800	1300	7.5	-	-	-	-	-	-	-	-
Chromium	-	-	-	1000000	-	-	-	-	-	-	-	-
Lead	400	800	1000	270	-	-	-	-	-	-	-	-
Mercury	3.1	3.1	3.1	2.1	-	-	-	-	-	-	-	-
Selenium	550	5100	8600	5.3	-	-	-	-	-	-	-	-
Silver	550	5100	8600	12	-	-	-	-	-	-	-	-

mg/kg = milligrams per kilogram
RCG = Remediation Closure Guide (2015)
Bold Font Indicates Detected Analyte;
Highlighted Cell Indicates Industrial Screening Level Exceedance (on-site) and Residential Screening Level Exceedance (off-site)

Table 3
Results of the Analysis of Soil Samples (mg/kg)
GE Tell City Site
1412 13th Street, Tell City, Indiana

Analyte	RCG Screening Levels				HA-7	HA-8	HA-9	HA-10	HA-11	HA-12	HA-13		
	Residential Direct Contact	Com/Ind Direct Contact	Excavation	Migration to Groundwater	Off-Site		Off-Site	Off-Site	Off-Site	Off-Site	Off-Site		
					0-1'	4-4.5'	0-0.5'	4-4.5'	0.5-1'	0-0.5'	0-0.5'	0-0.5'	0-0.5'
					7/15/2013	7/15/2013	7/15/2013	7/15/2013	7/15/2013	10/3/2017	10/3/2017	10/3/2017	10/3/2017
PAHs													
Acenaphthene	4800	33000	55000	82	-	-	-	-	-	-	-		
Acenaphthylene	-	-	-	-	-	-	-	-	-	-	-		
Anthracene	24000	100000	100000	860	-	-	-	-	-	-	-		
Benzo(a)anthracene	2.1	21	1300	2.1	-	-	-	-	-	-	-		
Benzo(a)pyrene	0.21	2.1	130	4.7	-	-	-	-	-	-	-		
Benzo(b)fluoranthene	2.1	21	1300	7	-	-	-	-	-	-	-		
Benzo(g,h,i)perylene	-	-	-	-	-	-	-	-	-	-	-		
Benzo(k)fluoranthene	21	210	13000	68	-	-	-	-	-	-	-		
Chrysene	210	2100	100000	210	-	-	-	-	-	-	-		
Dibenzo(a,h)anthracene	0.21	2.1	130	2.2	-	-	-	-	-	-	-		
Fluoranthene	3200	22000	37000	1400	-	-	-	-	-	-	-		
Fluorene	3200	22000	37000	81	-	-	-	-	-	-	-		
Indeno(1,2,3-cd)pyrene	2.1	21	1300	40	-	-	-	-	-	-	-		
2-Methylnaphthalene	320	2200	3700	2.8	-	-	-	-	-	-	-		
Naphthalene	50	180	1000	0.092	-	-	-	-	-	-	-		
Phenanthrene	-	-	-	-	-	-	-	-	-	-	-		
Pyrene	2400	17000	28000	190	-	-	-	-	-	-	-		
PCBs													
Aroclor 1016	5.5	37	63	2.1	<0.016	<0.016	<0.018	<0.017	<0.018	<0.040	<0.040	<0.046	<0.018
Aroclor 1221	2	5.4	390	0.014	<0.022	<0.022	<0.024	<0.023	<0.024	<0.040	<0.040	<0.046	<0.018
Aroclor 1232	2	5.4	73	0.014	<0.017	<0.017	<0.019	<0.018	<0.019	<0.040	<0.040	<0.046	<0.012
Aroclor 1242	3.1	7.4	460	1.1	<0.018	<0.018	<0.020	<0.019	<0.020	<0.040	<0.040	<0.046	<0.0071
Aroclor 1248	3.1	7.4	460	1	<0.016	<0.016	<0.017	<0.017	<0.018	<0.040	<0.040	<0.046	<0.026
Aroclor 1254	1.5	7.4	18	1.6	3.3	0.0396	<0.029	<0.028	<0.030	<0.040	0.119	<0.046	5.64
Aroclor 1260	3.1	7.4	460	4.8	0.582	<0.018	<0.020	<0.019	0.119	0.0744	<0.040	<0.046	<0.014
Metals													
Arsenic	5.5	16	430	5.9	10.2	10.6	7.2	6.4	8.2	-	-	-	-
Barium	21000	100000	100000	1700	-	-	-	-	-	-	-	-	-
Cadmium	98	800	1300	7.5	-	-	-	-	-	-	-	-	-
Chromium				1000000	-	-	-	-	-	-	-	-	-
Lead	400	800	1000	270	-	-	-	-	-	-	-	-	-
Mercury	3.1	3.1	3.1	2.1	-	-	-	-	-	-	-	-	-
Selenium	550	5100	8600	5.3	-	-	-	-	-	-	-	-	-
Silver	550	5100	8600	12	-	-	-	-	-	-	-	-	-

mg/kg = milligrams per kilogram
RCG = Remediation Closure Guide (2015)
Bold Font Indicates Detected Analyte;
Highlighted Cell Indicates Industrial Screening Level Exceedance (on-site) and Residential Screening Level Exceedance (off-site)

Table 3
Results of the Analysis of Soil Samples (mg/kg)
GE Tell City Site
1412 13th Street, Tell City, Indiana

Analyte	RCG Screening Levels				P1		P2		P3		P4		P5		
	Residential Direct Contact	Com/Ind Direct Contact	Excavation	Migration to Groundwater	On-Site		On-Site		On-Site		On-Site		On-Site		
					4-5'	16-17'	7-8'	17-19'	2-3'	13-14'	7-8'	14-16'	7-8'	Dup.-1	14-16'
					10/25/2011	10/25/2011	10/25/2011	10/25/2011	10/25/2011	10/25/2011	10/25/2011	10/25/2011	10/25/2011	10/25/2011	10/25/2011
PAHs															
Acenaphthene	4800	33000	55000	82	<0.024	<0.025	<0.025	<0.025	<0.024	<0.026	<0.026	<0.026	<0.025	<0.027	<0.026
Acenaphthylene	-	-	-	-	<0.022	<0.023	<0.022	<0.022	<0.021	<0.023	<0.023	<0.023	<0.022	<0.024	<0.023
Anthracene	24000	100000	100000	860	0.396	<0.024	<0.023	<0.023	<0.022	<0.024	<0.024	<0.024	<0.023	<0.026	<0.025
Benzo(a)anthracene	2.1	21	1300	2.1	<0.011	<0.011	<0.011	<0.011	<0.010	0.0295 J	<0.011	<0.011	<0.011	<0.012	<0.011
Benzo(a)pyrene	0.21	2.1	130	4.7	<0.017	<0.018	<0.018	0.687	<0.017	<0.018	<0.018	<0.018	<0.018	<0.019	<0.019
Benzo(b)fluoranthene	2.1	21	1300	7	<0.034	<0.035	<0.035	<0.035	<0.033	<0.036	<0.036	<0.036	<0.035	<0.038	<0.037
Benzo(g,h,i)perylene	-	-	-	-	<0.019	<0.019	<0.019	<0.019	<0.018	<0.020	<0.020	<0.020	<0.019	<0.021	<0.020
Benzo(k)fluoranthene	21	210	13000	68	<0.0085	<0.0089	<0.0088	<0.0088	<0.0083	<0.0091	<0.0090	<0.0091	<0.0088	<0.0096	<0.0092
Chrysene	210	2100	100000	210	<0.0094	<0.0098	<0.0097	<0.0097	<0.0092	0.0318 J	<0.0099	<0.010	<0.0097	<0.011	<0.010
Dibenzo(a,h)anthracene	0.21	2.1	130	2.2	<0.019	<0.019	<0.019	<0.019	<0.018	<0.020	<0.020	<0.020	<0.019	<0.021	<0.020
Fluoranthene	3200	22000	37000	1400	<0.0098	<0.010	<0.010	<0.010	<0.0096	0.0397 J	<0.010	0.0320 J	<0.010	0.0162 J	0.0126 J
Fluorene	3200	22000	37000	81	0.823	<0.0066	<0.0065	<0.0066	<0.0062	<0.0068	<0.0067	<0.0068	<0.0065	<0.0071	<0.0069
Indeno(1,2,3-cd)pyrene	2.1	21	1300	40	<0.018	<0.018	<0.018	<0.018	<0.017	0.292 J	<0.019	0.287 J	<0.018	<0.020	<0.019
2-Methylnaphthalene	320	2200	3700	2.8	0.278 J	<0.025	<0.025	<0.025	<0.024	<0.026	<0.026	<0.026	<0.025	<0.027	<0.026
Naphthalene	50	180	1000	0.092	0.55	<0.0070	<0.0069	<0.0069	<0.0065	<0.0072	<0.0071	<0.0072	<0.0069	<0.0075	<0.0072
Phenanthrene	-	-	-	-	1.98	<0.0078	<0.0076	<0.0077	<0.0073	0.0205 J	<0.0078	0.0178 J	<0.0077	<0.0084	<0.0081
Pyrene	2400	17000	28000	190	<0.0092	<0.0097	<0.0095	<0.0096	<0.0091	0.0430 J	<0.0098	0.0338 J	<0.0095	<0.010	<0.010
PCBs															
Aroclor 1016	5.5	37	63	2.1	<0.016	<0.016	<0.016	<0.016	<0.015	<0.017	<0.017	<0.016	<0.016	<0.017	<0.017
Aroclor 1221	2	5.4	390	0.014	<0.017	<0.017	<0.017	<0.017	<0.016	<0.017	<0.017	<0.017	<0.016	<0.018	<0.018
Aroclor 1232	2	5.4	73	0.014	<0.022	<0.023	<0.023	<0.023	<0.022	<0.023	<0.023	<0.023	<0.022	<0.024	<0.024
Aroclor 1242	3.1	7.4	460	1.1	<0.0078	<0.0081	<0.0080	<0.0081	<0.0076	<0.0083	<0.0082	<0.0082	<0.0078	<0.0084	<0.0085
Aroclor 1248	3.1	7.4	460	1	<0.0030	<0.0031	<0.0031	<0.0031	<0.0029	<0.0032	<0.0032	<0.0031	<0.0030	<0.0032	<0.0032
Aroclor 1254	1.5	7.4	18	1.6	<0.018	<0.019	<0.018	<0.019	<0.017	<0.019	<0.019	<0.019	<0.018	<0.019	<0.019
Aroclor 1260	3.1	7.4	460	4.8	<0.0044	<0.0046	<0.0045	<0.0045	<0.0043	<0.0046	<0.0046	<0.0046	<0.0044	<0.0047	<0.0047
Metals															
Arsenic	5.5	16	430	5.9	9.4	6.8	11.8	4.9	11.6	12.6	13.2	5.1	12.3	11.1	13.6
Barium	21000	100000	100000	1700	32.7	68.1	31.4	79.3	44.7	67.2	58.7	54.5	60.6	62.7	40.5
Cadmium	98	800	1300	7.5	0.16 J	0.12 J	0.12 J	0.11 J	0.22 J	0.10 J	0.20 J	0.088 J	0.28 J	0.18 J	0.18 J
Chromium				1000000	8.2	8.9	7.8	7.5	10.6	7.7	11.6	8.6	14.3	10.7	9.7
Lead	400	800	1000	270	8.3	10	12.9	7.5	11	11.2	18	11	11.4	11.4	11
Mercury	3.1	3.1	3.1	2.1	0.011 J	0.026 J	0.022 J	0.015 J	0.018 J	0.029 J	0.028 J	0.024 J	0.019 J	0.024 J	0.020 J
Selenium	550	5100	8600	5.3	<0.17	0.18 J	<0.17	<0.17	<0.16	0.22 J	<0.18	<0.18	<0.17	<0.18	<0.18
Silver	550	5100	8600	12	<0.10	<0.10	<0.10	<0.10	<0.099	<0.10	<0.11	<0.11	<0.11	<0.11	<0.11

mg/kg = milligrams per kilogram
RCG = Remediation Closure Guide (2015)
Bold Font Indicates Detected Analyte;
Highlighted Cell Indicates Industrial Screening Level Exceedance (on-site) and Residential Screening Level Exceedance (off-site)

Table 3
Results of the Analysis of Soil Samples (mg/kg)
GE Tell City Site
1412 13th Street, Tell City, Indiana

Analyte	RCG Screening Levels				P6		P7			P8		P9		P10	
	Residential Direct Contact	Com/Ind Direct Contact	Excavation	Migration to Groundwater	On-Site		On-Site			On-Site		On-Site		Off-Site	
					4-5'	12-14'	2-3'	9-11'	Dup.-2	6-7'	17-18'	5-6'	13-14'	2-3'	9-10'
					10/25/2011	10/25/2011	10/25/2011	10/25/2011	10/25/2011	10/25/2011	10/25/2011	10/26/2011	10/26/2011	10/26/2011	10/26/2011
PAHs															
Acenaphthene	4800	33000	55000	82	<0.025	<0.027	<0.026	<0.027	<0.029	<0.026	<0.027	<0.026	<0.029	0.0727 J	<0.027
Acenaphthylene	-	-	-	-	<0.022	<0.024	<0.023	<0.024	<0.026	<0.023	<0.024	<0.023	<0.026	<0.021	<0.024
Anthracene	24000	100000	100000	860	0.0341 J	<0.025	<0.025	<0.026	<0.027	<0.024	<0.025	0.0246 J	<0.027	0.0843 J	<0.026
Benzo(a)anthracene	2.1	21	1300	2.1	<0.011	<0.012	<0.011	<0.012	<0.013	<0.011	<0.012	0.0791 J	<0.013	0.217 J	<0.012
Benzo(a)pyrene	0.21	2.1	130	4.7	<0.018	<0.019	<0.019	<0.019	<0.020	<0.018	<0.019	0.0540 J	<0.020	0.159 J	<0.019
Benzo(b)fluoranthene	2.1	21	1300	7	<0.035	<0.037	<0.036	<0.038	<0.040	<0.036	<0.037	<0.036	<0.040	0.163 J	<0.038
Benzo(g,h,i)perylene	-	-	-	-	<0.019	<0.020	<0.020	<0.021	<0.022	<0.020	<0.020	0.291 J	<0.022	0.169 J	<0.021
Benzo(k)fluoranthene	21	210	13000	68	<0.0089	<0.0094	<0.0092	<0.0096	<0.010	<0.0090	<0.0093	<0.0090	<0.010	0.163 J	<0.0096
Chrysene	210	2100	100000	210	<0.0098	<0.010	<0.010	<0.011	<0.011	<0.010	<0.010	0.0732 J	<0.011	0.260 J	<0.011
Dibenzo(a,h)anthracene	0.21	2.1	130	2.2	<0.019	<0.020	<0.020	<0.021	<0.022	<0.020	<0.020	0.317	<0.022	0.0609 J	<0.021
Fluoranthene	3200	22000	37000	1400	<0.010	<0.011	<0.011	<0.011	<0.012	<0.011	<0.011	0.154 J	<0.012	0.662	<0.011
Fluorene	3200	22000	37000	81	0.145 J	<0.0070	<0.0069	<0.0071	<0.0075	<0.0067	<0.0069	0.0129 J	<0.0075	0.150 J	0.131 J
Indeno(1,2,3-cd)pyrene	2.1	21	1300	40	<0.018	<0.019	<0.019	<0.020	<0.021	<0.019	<0.019	0.296 J	<0.021	0.135 J	<0.020
2-Methylnaphthalene	320	2200	3700	2.8	0.303	<0.027	<0.026	<0.027	<0.029	<0.026	<0.026	<0.026	0.0869 J	0.0493 J	<0.027
Naphthalene	50	180	1000	0.092	2.63	<0.0073	<0.0072	<0.0075	<0.0079	<0.0071	<0.0073	0.0175 J	0.246 J	0.0933 J	<0.0075
Phenanthrene	-	-	-	-	0.745	<0.0082	<0.0080	<0.0084	<0.0088	<0.0079	<0.0081	0.116 J	<0.0088	0.761	<0.0084
Pyrene	2400	17000	28000	190	<0.0097	<0.010	<0.010	<0.010	<0.011	<0.0098	<0.010	0.119 J	<0.011	0.467	0.111 J
PCBs															
Aroclor 1016	5.5	37	63	2.1	<0.016	<0.017	<0.017	<0.018	<0.018	<0.017	<0.017	<0.016	<0.018	<0.015	<0.018
Aroclor 1221	2	5.4	390	0.014	<0.017	<0.018	<0.018	<0.019	<0.019	<0.017	<0.018	<0.017	<0.019	<0.016	<0.019
Aroclor 1232	2	5.4	73	0.014	<0.023	<0.024	<0.023	<0.026	<0.025	<0.023	<0.024	<0.023	<0.026	<0.021	<0.025
Aroclor 1242	3.1	7.4	460	1.1	<0.0080	<0.0083	<0.0083	<0.0091	<0.0089	<0.0082	<0.0084	<0.0080	<0.0091	<0.0076	<0.0088
Aroclor 1248	3.1	7.4	460	1	<0.0031	<0.0032	<0.0032	<0.0035	<0.0034	<0.0031	<0.0032	<0.0031	<0.0035	<0.0029	<0.0034
Aroclor 1254	1.5	7.4	18	1.6	22.2	0.0465 J	0.0257 J	<0.021	<0.020	0.116 J	<0.019	0.148	<0.021	12.8	<0.020
Aroclor 1260	3.1	7.4	460	4.8	<0.0045	<0.0047	<0.0046	<0.0051	<0.0050	<0.0046	<0.0047	<0.0045	<0.0051	<0.0042	<0.0049
Metals															
Arsenic	5.5	16	430	5.9	12.6	9.4	11.9	11.2	10.9	8.1	4.2	13.2	11.6	7.5	8.2
Barium	21000	100000	100000	1700	622	47.8	75.3	55	53.3	77.3	51.8	90	53.5	124	48.4
Cadmium	98	800	1300	7.5	0.24 J	0.16 J	0.36 J	0.13 J	0.17 J	0.27 J	0.096 J	0.7	0.16 J	0.39	0.14 J
Chromium				1000000	41	19.5	14.5	10.6	9.8	19.3	7.5	17.4	10	62.4	10.7
Lead	400	800	1000	270	27.1	10.3	11.9	16.5	16.4	32.1	12.5	33.4	15	32.2	12.5
Mercury	3.1	3.1	3.1	2.1	0.015 J	0.012 J	0.027 J	0.030 J	0.028 J	0.06	0.021 J	0.48	0.025 J	0.064	0.0095 J
Selenium	550	5100	8600	5.3	<0.17	<0.17	<0.17	<0.18	<0.19	0.23 J	0.25 J	<0.18	<0.18	<0.15	<0.18
Silver	550	5100	8600	12	<0.10	<0.10	<0.10	<0.11	<0.12	<0.10	<0.11	<0.11	<0.11	<0.094	<0.11

mg/kg = milligrams per kilogram
 RCG = Remediation Closure Guide (2015)
 Bold Font Indicates Detected Analyte;
 Highlighted Cell Indicates Industrial Screening Level Exceedance (on-site) and Residential Screening Level Exceedance (off-site)

Table 3
Results of the Analysis of Soil Samples (mg/kg)
GE Tell City Site
1412 13th Street, Tell City, Indiana

Analyte	RCG Screening Levels				P11		P12		P-13		P-14		P-15	
	Residential Direct Contact	Com/Ind Direct Contact	Excavation	Migration to Groundwater	On-Site		On-Site		On-Site		Off-Site		On-Site	
					4-6'	10-11'	2-3'	9-10'	4.5-5'	15-16'	4.5-5'	15-16'	3.5-4'	15-16'
					10/26/2011	10/26/2011	10/26/2011	10/26/2011	8/1/2013	8/1/2013	8/1/2013	8/1/2013	8/1/2013	8/1/2013
PAHs														
Acenaphthene	4800	33000	55000	82	<0.026	<0.029	<0.025	<0.026	-	-	-	-	-	-
Acenaphthylene	-	-	-	-	<0.023	<0.026	<0.022	<0.024	-	-	-	-	-	-
Anthracene	24000	100000	100000	860	<0.024	0.0435 J	0.0414 J	<0.025	-	-	-	-	-	-
Benzo(a)anthracene	2.1	21	1300	2.1	0.0446 J	0.130 J	0.159 J	<0.012	-	-	-	-	-	-
Benzo(a)pyrene	0.21	2.1	130	4.7	0.0621 J	0.0618 J	0.212 J	<0.019	-	-	-	-	-	-
Benzo(b)fluoranthene	2.1	21	1300	7	0.0643 J	0.0696 J	0.235 J	<0.037	-	-	-	-	-	-
Benzo(g,h,i)perylene	-	-	-	-	0.0724 J	0.0459 J	0.309	<0.020	-	-	-	-	-	-
Benzo(k)fluoranthene	21	210	13000	68	0.0699 J	0.0628 J	0.163 J	<0.0093	-	-	-	-	-	-
Chrysene	210	2100	100000	210	0.0588 J	0.118 J	0.183 J	<0.010	-	-	-	-	-	-
Dibenzo(a,h)anthracene	0.21	2.1	130	2.2	<0.020	0.0319 J	0.0945 J	<0.020	-	-	-	-	-	-
Fluoranthene	3200	22000	37000	1400	0.0367 J	0.254 J	0.282 J	<0.011	-	-	-	-	-	-
Fluorene	3200	22000	37000	81	<0.0067	<0.0075	<0.0065	<0.0069	-	-	-	-	-	-
Indeno(1,2,3-cd)pyrene	2.1	21	1300	40	0.0597 J	0.0374 J	0.229 J	<0.019	-	-	-	-	-	-
2-Methylnaphthalene	320	2200	3700	2.8	<0.026	<0.029	<0.025	<0.026	-	-	-	-	-	-
Naphthalene	50	180	1000	0.092	<0.0071	<0.0079	0.0266 J	<0.0073	-	-	-	-	-	-
Phenanthrene	-	-	-	-	0.0156 J	<0.0088	0.134 J	<0.0081	-	-	-	-	-	-
Pyrene	2400	17000	28000	190	0.0447 J	0.206 J	0.248 J	<0.010	-	-	-	-	-	-
PCBs														
Aroclor 1016	5.5	37	63	2.1	<0.017	<0.019	<0.016	<0.017	<0.019	<0.018	<0.015	<0.019	<0.018	<0.020
Aroclor 1221	2	5.4	390	0.014	<0.017	<0.019	<0.017	<0.018	<0.025	<0.024	<0.020	<0.025	<0.024	<0.026
Aroclor 1232	2	5.4	73	0.014	<0.023	<0.026	<0.022	<0.024	<0.020	<0.019	<0.016	<0.020	<0.019	<0.021
Aroclor 1242	3.1	7.4	460	1.1	<0.0082	<0.0092	<0.0079	<0.0084	<0.021	<0.020	<0.017	<0.021	<0.020	<0.022
Aroclor 1248	3.1	7.4	460	1	<0.0032	<0.0035	<0.0030	<0.0032	<0.019	<0.018	<0.015	<0.019	<0.018	<0.019
Aroclor 1254	1.5	7.4	18	1.6	0.0653 J	0.0415 J	11.5	0.251	0.0871	<0.029	<0.024	<0.031	0.212	<0.032
Aroclor 1260	3.1	7.4	460	4.8	0.112 J	<0.0052	<0.0044	<0.0047	<0.021	<0.020	<0.017	<0.021	<0.021	<0.022
Metals														
Arsenic	5.5	16	430	5.9	10.8	8.5	9.1	8.3	9.1	2.8	8.1	3.7	11.3	10.5
Barium	21000	100000	100000	1700	69.3	29.7	555	84.8	-	-	-	-	-	-
Cadmium	98	800	1300	7.5	0.20 J	0.15 J	1.2	0.16 J	-	-	-	-	-	-
Chromium				1000000	10.2	8.5	229	12.2	-	-	-	-	-	-
Lead	400	800	1000	270	26.1	8.4	49.7	8.9	-	-	-	-	-	-
Mercury	3.1	3.1	3.1	2.1	0.04	0.020 J	0.057	0.015 J	-	-	-	-	-	-
Selenium	550	5100	8600	5.3	<0.17	<0.18	<0.17	<0.17	-	-	-	-	-	-
Silver	550	5100	8600	12	<0.10	<0.11	0.10 J	<0.11	-	-	-	-	-	-

mg/kg = milligrams per kilogram
RCG = Remediation Closure Guide (2015)
Bold Font Indicates Detected Analyte;
Highlighted Cell Indicates Industrial Screening Level Exceedance (on-site) and Residential Screening Level Exceedance (off-site)

Table 3
Results of the Analysis of Soil Samples (mg/kg)
GE Tell City Site
1412 13th Street, Tell City, Indiana

Analyte	RCG Screening Levels				P-16		P-17		P-18		P-22		P-23	
	Residential Direct Contact	Com/Ind Direct Contact	Excavation	Migration to Groundwater	On-Site		On-Site		On-Site		On-Site		On-Site	
					1.5-2'	15-16'	0.5-1'	15-16'	2-4'	15-16'	2-4'	10-12'	2-4'	10-12'
					8/1/2013	8/1/2013	8/1/2013	8/1/2013	8/1/2013	8/1/2013	10/11/2017	10/11/2017	10/11/2017	10/11/2017
PAHs														
Acenaphthene	4800	33000	55000	82	-	-	-	-	-	-	-	-	-	-
Acenaphthylene	-	-	-	-	-	-	-	-	-	-	-	-	-	-
Anthracene	24000	100000	100000	860	-	-	-	-	-	-	-	-	-	-
Benzo(a)anthracene	2.1	21	1300	2.1	-	-	-	-	-	-	-	-	-	-
Benzo(a)pyrene	0.21	2.1	130	4.7	-	-	-	-	-	-	-	-	-	-
Benzo(b)fluoranthene	2.1	21	1300	7	-	-	-	-	-	-	-	-	-	-
Benzo(g,h,i)perylene	-	-	-	-	-	-	-	-	-	-	-	-	-	-
Benzo(k)fluoranthene	21	210	13000	68	-	-	-	-	-	-	-	-	-	-
Chrysene	210	2100	100000	210	-	-	-	-	-	-	-	-	-	-
Dibenzo(a,h)anthracene	0.21	2.1	130	2.2	-	-	-	-	-	-	-	-	-	-
Fluoranthene	3200	22000	37000	1400	-	-	-	-	-	-	-	-	-	-
Fluorene	3200	22000	37000	81	-	-	-	-	-	-	-	-	-	-
Indeno(1,2,3-cd)pyrene	2.1	21	1300	40	-	-	-	-	-	-	-	-	-	-
2-Methylnaphthalene	320	2200	3700	2.8	-	-	-	-	-	-	-	-	-	-
Naphthalene	50	180	1000	0.092	-	-	-	-	-	-	-	-	-	-
Phenanthrene	-	-	-	-	-	-	-	-	-	-	-	-	-	-
Pyrene	2400	17000	28000	190	-	-	-	-	-	-	-	-	-	-
PCBs														
Aroclor 1016	5.5	37	63	2.1	<0.018	<0.020	<0.019	<0.019	<0.019	<0.019	<0.016	<0.017	<0.015	<0.016
Aroclor 1221	2	5.4	390	0.014	<0.023	<0.026	<0.025	<0.024	<0.025	<0.025	<0.016	<0.018	<0.015	<0.017
Aroclor 1232	2	5.4	73	0.014	<0.018	<0.020	<0.019	<0.019	<0.020	<0.020	<0.011	<0.012	<0.010	<0.011
Aroclor 1242	3.1	7.4	460	1.1	<0.019	<0.022	<0.021	<0.020	<0.021	<0.021	<0.0064	<0.0069	<0.0060	<0.0065
Aroclor 1248	3.1	7.4	460	1	<0.017	<0.019	<0.018	<0.018	<0.019	<0.018	<0.024	<0.025	<0.022	<0.024
Aroclor 1254	1.5	7.4	18	1.6	0.865	<0.032	0.0332 J	<0.030	<0.031	<0.031	<0.0099	<0.011	<0.0093	<0.010
Aroclor 1260	3.1	7.4	460	4.8	<0.020	<0.022	<0.021	<0.021	<0.022	<0.021	<0.013	<0.014	<0.012	<0.013
Metals														
Arsenic	5.5	16	430	5.9	12.1	10.9	8.5	7.5	13	12.3	-	-	-	-
Barium	21000	100000	100000	1700	-	-	-	-	-	-	-	-	-	-
Cadmium	98	800	1300	7.5	-	-	-	-	-	-	-	-	-	-
Chromium				1000000	-	-	-	-	-	-	-	-	-	-
Lead	400	800	1000	270	-	-	-	-	-	-	-	-	-	-
Mercury	3.1	3.1	3.1	2.1	-	-	-	-	-	-	-	-	-	-
Selenium	550	5100	8600	5.3	-	-	-	-	-	-	-	-	-	-
Silver	550	5100	8600	12	-	-	-	-	-	-	-	-	-	-

mg/kg = milligrams per kilogram
RCG = Remediation Closure Guide (2015)
Bold Font Indicates Detected Analyte;
Highlighted Cell Indicates Industrial Screening Level Exceedance (on-site) and Residential Screening Level Exceedance (off-site)

Table 3
Results of the Analysis of Soil Samples (mg/kg)
GE Tell City Site
1412 13th Street, Tell City, Indiana

Analyte	RCG Screening Levels				P-24		P-25	
	Residential Direct Contact	Com/Ind Direct Contact	Excavation	Migration to Groundwater	On-Site		On-Site	
					2-4'	10-12'	6-8'	10-12'
					10/11/2017	10/11/2017	10/11/2017	10/11/2017
VOCs								
Acetone	85000	100000	100000	49	<0.0068	<0.0086	0.0115	0.0108 J
Benzene	15	54	750	0.051	<0.00011	<0.00014	<0.00012	<0.00012
Bromobenzene	420	680	680	0.73	<0.00031	<0.00040	<0.00034	<0.00034
Bromochloromethane	220	680	1100	0.41	<0.00046	<0.00058	<0.00050	<0.00050
Bromodichloromethane	3.8	14	930	0.43	<0.00026	<0.00032	<0.00028	<0.00028
Bromoform	870	2200	20000	0.42	<0.00033	<0.00042	<0.00036	<0.00036
Bromomethane	10	32	54	0.035	<0.00074	<0.00094	<0.00080	<0.00081
2-Butanone (MEK)	28000	28000	28000	21	<0.0055	<0.0070	<0.0060	<0.0061
n-Butylbenzene	110	110	110	50	<0.00039	<0.00049	<0.00042	<0.00042
sec-Butylbenzene	-	-	-	-	<0.00025	<0.00031	<0.00026	<0.00027
tert-Butylbenzene	-	-	-	-	<0.00047	<0.00059	<0.00050	<0.00051
Carbon disulfide	740	740	740	4.2	NA	NA	NA	NA
Carbon tetrachloride	8.5	30	460	0.039	<0.00069	<0.00087	<0.00074	<0.00075
Chlorobenzene	410	760	760	1.4	<0.00031	<0.00038	<0.00033	<0.00033
Chloroethane	2100	2100	2100	120	<0.00096	<0.0012	<0.0010	<0.0010
Chloroform	4.1	15	1800	0.44	<0.00034	<0.00043	<0.00037	<0.00037
Chloromethane	170	500	840	0.98	<0.0010	<0.0013	<0.0011	<0.0011
p-Chlorotoluene	910	910	910	3.5	<0.00029	<0.00037	<0.00032	<0.00032
p-Chlorotoluene	250	250	250	3.7	<0.00028	<0.00035	<0.00030	<0.00030
1,2-Dibromo-3-chloropropane	0.076	0.69	44	0.0017	NA	NA	NA	NA
Dibromochloromethane	9.5	33	800	0.43	<0.00040	<0.00051	<0.00043	<0.00044
1,2-Dibromoethane	0.48	1.7	180	0.00028	<0.00026	<0.00033	<0.00028	<0.00028
1,2-Dichlorobenzene	380	380	380	12	<0.00055	<0.00069	<0.00059	<0.00060
1,3-Dichlorobenzene	-	-	-	-	<0.00030	<0.00038	<0.00033	<0.00033
1,4-Dichlorobenzene	34	120	17000	1.4	<0.00051	<0.00064	<0.00055	<0.00056
Dichlorodifluoromethane	130	400	670	5.7	<0.00064	<0.00081	<0.00069	<0.00071
1,1-Dichloroethane	46	170	1700	0.14	<0.00027	<0.00035	<0.00030	<0.00030
1,2-Dichloroethane	6	22	250	0.028	<0.00019	<0.00024	<0.00021	<0.00021
1,1-Dichloroethene	340	1100	1200	0.05	<0.00075	<0.00094	<0.00081	<0.00082
cis-1,2-Dichloroethene	220	2000	2400	0.41	<0.00043	<0.00054	<0.00046	<0.00047
trans-1,2-Dichloroethene	210	690	1200	0.59	<0.00062	<0.00078	<0.00067	<0.00068
1,2-Dichloropropane	13	47	120	0.033	<0.00042	<0.00053	<0.00045	<0.00046
1,3-Dichloropropane	1500	1500	1500	2	<0.00027	<0.00035	<0.00030	<0.00030
2,2-Dichloropropane	-	-	-	-	<0.00043	<0.00055	<0.00047	<0.00047
1,1-Dichloropropene	-	-	-	-	<0.00055	<0.00070	<0.00059	<0.00060
cis-1,3-Dichloropropene	-	-	-	-	<0.00041	<0.00051	<0.00044	<0.00045
trans-1,3-Dichloropropene	-	-	-	-	<0.00025	<0.00032	<0.00027	<0.00027
Ethylbenzene	76	270	480	16	<0.00031	<0.00039	<0.00033	<0.00034
Hexachlorobutadiene	85	220	1000	0.1	<0.00055	<0.00069	<0.00059	<0.00060
2-Hexanone	290	1400	2300	0.16	NA	NA	NA	NA
Iodomethane	-	-	-	-	NA	NA	NA	NA
Isopropylbenzene	270	270	270	13	<0.00026	<0.00033	<0.00028	<0.00029
p-Isopropyltoluene	-	-	-	-	<0.00027	<0.00034	<0.00029	<0.00030
Methyl Tert Butyl Ether	600	2200	8900	0.54	<0.00045	<0.00057	<0.00049	<0.00050
4-Methyl-2-pentanone (MIBK)	3400	3400	3400	4.5	<0.0019	<0.0024	<0.0021	<0.0021
Methylene bromide	35	110	180	0.039	<0.00039	<0.00049	<0.00042	<0.00042
Methylene chloride	500	3100	3300	0.025	<0.00027	<0.00033	<0.00029	<0.00029
Naphthalene	50	180	1000	0.092	<0.00021	<0.00027	<0.00023	<0.00023
n-Propylbenzene	260	260	260	20	<0.00024	<0.00031	<0.00026	<0.00027
Styrene	870	870	870	2.2	<0.00053	<0.00066	<0.00057	<0.00058
1,1,1,2-Tetrachloroethane	27	93	680	0.038	<0.00027	<0.00035	<0.00030	<0.00030
1,1,2,2-Tetrachloroethane	7.8	28	1900	0.0052	<0.00027	<0.00034	<0.00029	<0.00029
Tetrachloroethene	120	170	170	0.045	<0.00068	<0.00085	<0.00073	<0.00074
Toluene	820	820	820	14	<0.00058	<0.00073	<0.00062	<0.00063
1,2,3-Trichlorobenzene	69	490	820	0.31	<0.0011	<0.0013	<0.0011	<0.0012
1,2,4-Trichlorobenzene	87	270	400	4.1	<0.0011	<0.0013	<0.0011	<0.0012
1,1,1-Trichloroethane	640	640	640	1.4	<0.00062	<0.00078	<0.00066	<0.00067
1,1,2-Trichloroethane	2.2	6.8	11	0.032	<0.00045	<0.00056	<0.00048	<0.00049
Trichloroethene	6.2	20	34	0.036	<0.00058	<0.00073	0.00076 J	<0.00063
Trichlorofluoromethane	1100	1200	1200	14	<0.00051	<0.00064	<0.00055	<0.00056
1,2,3-Trichloropropane	0.07	0.95	37	0.000056	<0.00055	<0.00070	<0.00060	<0.00061
1,2,4-Trimethylbenzene	87	220	220	0.44	<0.0011	<0.0013	<0.0011	<0.0012
1,3,5-Trimethylbenzene	180	180	180	2.5	<0.0011	<0.0013	<0.0011	<0.0012
Vinyl Acetate	1400	2800	2800	1.7	NA	NA	NA	NA
Vinyl chloride	0.84	17	660	0.014	<0.00081	<0.0010	<0.00087	<0.00089
m,p-Xylene	-	-	-	-	<0.00058	<0.00073	<0.00063	<0.00064
o-Xylene	430	430	430	3.7	<0.00027	<0.00034	<0.00029	<0.00029
Xylene (total)	260	260	260	200	<0.00027	<0.00034	<0.00029	<0.00029

mg/kg = milligrams per kilogram
RCG = Remediation Closure Guide (2015)
Bold Font Indicates Detected Analyte;
Highlighted Cell Indicates Industrial Screening Level Exceedance (on-site) and Residential Screening Level Exceedance (off-site)

Table 3
Results of the Analysis of Soil Samples (mg/kg)
GE Tell City Site
1412 13th Street, Tell City, Indiana

Analyte	RCG Screening Levels				P-24		P-25	
	Residential Direct Contact	Com/Ind Direct Contact	Excavation	Migration to Groundwater	On-Site		On-Site	
					2-4'	10-12'	6-8'	10-12'
					10/11/2017	10/11/2017	10/11/2017	10/11/2017
PAHs								
Acenaphthene	4800	33000	55000	82	-	-	-	-
Acenaphthylene	-	-	-	-	-	-	-	-
Anthracene	24000	100000	100000	860	-	-	-	-
Benzo(a)anthracene	2.1	21	1300	2.1	-	-	-	-
Benzo(a)pyrene	0.21	2.1	130	4.7	-	-	-	-
Benzo(b)fluoranthene	2.1	21	1300	7	-	-	-	-
Benzo(g,h,i)perylene	-	-	-	-	-	-	-	-
Benzo(k)fluoranthene	21	210	13000	68	-	-	-	-
Chrysene	210	2100	100000	210	-	-	-	-
Dibenzo(a,h)anthracene	0.21	2.1	130	2.2	-	-	-	-
Fluoranthene	3200	22000	37000	1400	-	-	-	-
Fluorene	3200	22000	37000	81	-	-	-	-
Indeno(1,2,3-cd)pyrene	2.1	21	1300	40	-	-	-	-
2-Methylnaphthalene	320	2200	3700	2.8	-	-	-	-
Naphthalene	50	180	1000	0.092	-	-	-	-
Phenanthrene	-	-	-	-	-	-	-	-
Pyrene	2400	17000	28000	190	-	-	-	-
PCBs								
Aroclor 1016	5.5	37	63	2.1	<0.016	<0.017	<0.015	<0.016
Aroclor 1221	2	5.4	390	0.014	<0.017	<0.017	<0.015	<0.017
Aroclor 1232	2	5.4	73	0.014	<0.011	<0.011	<0.010	<0.011
Aroclor 1242	3.1	7.4	460	1.1	<0.0064	<0.0068	<0.0059	<0.0065
Aroclor 1248	3.1	7.4	460	1	<0.024	<0.025	<0.022	<0.024
Aroclor 1254	1.5	7.4	18	1.6	<0.010	<0.010	<0.0092	<0.010
Aroclor 1260	3.1	7.4	460	4.8	<0.013	<0.013	0.129	<0.013
Metals								
Arsenic	5.5	16	430	5.9	-	-	-	-
Barium	21000	100000	100000	1700	-	-	-	-
Cadmium	98	800	1300	7.5	-	-	-	-
Chromium				1000000	-	-	-	-
Lead	400	800	1000	270	-	-	-	-
Mercury	3.1	3.1	3.1	2.1	-	-	-	-
Selenium	550	5100	8600	5.3	-	-	-	-
Silver	550	5100	8600	12	-	-	-	-

mg/kg = milligrams per kilogram
RCG = Remediation Closure Guide (2015)
Bold Font Indicates Detected Analyte;
Highlighted Cell Indicates Industrial Screening Level Exceedance (on-site) and Residential Screening Level Exceedance (off-site)

ATTACHMENT 1

Photographs





Photograph #1

Description of Photograph: View looking northwest at Windy Creek from its east side. AOC-1 is to the left.



Photograph #2

Description of Photograph: View looking north along Windy Creek. The sandy/gravelly nature of the sediment can be seen. Arrows point to approximate locations of samples HA-10, HA-11, and HA-12 (nearest to farthest).



Photograph #3

Description of Photograph: View showing sample site HA-10. Yellowish brown silt along Windy Creek.

ATTACHMENT 2

Boring Logs



PROJECT NAME GE Tell City

CLIENT General Electric

WELL NUMBER P-22

PAGE 1 OF 1

PROJECT LOCATION 1412 13th Street, Tell City, Indiana

DRILLING CONTRACTOR SCS

PROJECT NUMBER IN000911

DRILLING METHOD Direct Push

LOCATION North of AOC-1

STAMP (IF APPLICABLE) AND/OR NOTES

OVA EQUIPMENT PID

GROUND ELEVATION _____ HOLE DIAMETER 2"

TOP OF CASING ELEVATION Not Surveyed HOLE DEPTH 12.0 ft

FIRST ENCOUNTERED WATER ---

STABILIZED WATER ---

LOGGED BY Daniel Petzold DATE 10/2/17

DEPTH (feet)	SAMPLE TYPE NUMBER	SAMPLE RECOVERY	U.S.C.S.	GRAPHIC LOG	DEPTHS	LITHOLOGIC DESCRIPTION	WELL DIAGRAM	DEPTH (feet)
	P22 2-4'		ML		4.0	SILT yellowish brown, moist, some clay.	<p>1" PVC Riser</p> <p>1" PVC Screen</p>	
5						SANDY SILT to SILTY SAND yellowish brown, wet.		5
10	P22 10-12'		MLS		12.0			10

BORING+WELL 2006 GINT US.GPJ LFR SEPT 2006.GDT 10/8/17

APPROVED BY: _____ DATE: _____



PROJECT NAME GE Tell City

CLIENT General Electric

WELL NUMBER P-23

PAGE 1 OF 1

PROJECT LOCATION 1412 13th Street, Tell City, Indiana

DRILLING CONTRACTOR SCS

PROJECT NUMBER IN000911

DRILLING METHOD Direct Push

LOCATION North of AOC-1

STAMP (IF APPLICABLE) AND/OR NOTES

OVA EQUIPMENT PID

GROUND ELEVATION _____ HOLE DIAMETER 2"

TOP OF CASING ELEVATION Not Surveyed HOLE DEPTH 20.0 ft

FIRST ENCOUNTERED WATER ---

STABILIZED WATER ---

LOGGED BY Daniel Petzold DATE 10/2/17

DEPTH (feet)	SAMPLE TYPE NUMBER	SAMPLE RECOVERY	U.S.C.S.	GRAPHIC LOG	DEPTHS	LITHOLOGIC DESCRIPTION	WELL DIAGRAM	DEPTH (feet)
	P23 2-4'		ML			SILT yellowish brown, dry, fissile. (likely fill)	<p>1" PVC Riser</p> <p>1" PVC Screen</p>	
5			ML		4.7	SILT brown, moist, non-fissile; sandy at base.		5
10	P23 10-12'		CLM		9.2	SILTY CLAY; Black grading quickly down to gray to olive gray; very moist.		10
15			CLS		12.0	VERY SANDY CLAY olive gray, wet in upper 4 feet, very moist and firmer in lower 4 feet.		15
20	P23W				20.0		20	

BORING+WELL 2006 GINT US.GPJ LFR SEPT 2006.GDT 10/8/17

APPROVED BY: _____ DATE: _____



PROJECT NAME GE Tell City

BORING NUMBER P-24

CLIENT General Electric

PROJECT LOCATION 1412 13th Street, Tell City, Indiana

DRILLING CONTRACTOR SCS

PROJECT NUMBER IN000911

DRILLING METHOD Direct Push

LOCATION West of AOC-1

STAMP (IF APPLICABLE) AND/OR NOTES

OVA EQUIPMENT PID

GROUND ELEVATION _____ HOLE DIAMETER 2"

TOP OF CASING ELEVATION Not Surveyed HOLE DEPTH 12.0 ft

FIRST ENCOUNTERED WATER ---

STABILIZED WATER ---

LOGGED BY Daniel Petzold DATE 10/2/17

DEPTH (feet)	SAMPLE TYPE NUMBER	SAMPLE RECOVERY	U.S.C.S.	GRAPHIC LOG	DEPTHS	LITHOLOGIC DESCRIPTION	DEPTH (feet)
					0.8	FILL limestone gravel in yellowish brown silt. Dry	
	P24 2-4'					CLAYEY SILT yellowish brown, becoming sandy at base; very moist to wet.	
5			MLC				5
					8.0	SANDY SILT yellowish brown, wet.	
10	P24 10-12'		MLS				10
					12.0		

BORING+WELL 2006 GINT US.GPJ LFR SEPT 2006.GDT 10/9/17

APPROVED BY: _____ DATE: _____



PROJECT NAME GE Tell City

CLIENT General Electric

WELL NUMBER P-25

PAGE 1 OF 1

PROJECT LOCATION 1412 13th Street, Tell City, Indiana

DRILLING CONTRACTOR SCS

PROJECT NUMBER IN000911

DRILLING METHOD Direct Push

LOCATION South of AOC-1

STAMP (IF APPLICABLE) AND/OR NOTES

OVA EQUIPMENT PID

GROUND ELEVATION _____ HOLE DIAMETER 2"

TOP OF CASING ELEVATION Not Surveyed HOLE DEPTH 24.0 ft

FIRST ENCOUNTERED WATER ---

STABILIZED WATER ---

LOGGED BY Daniel Petzold DATE 10/2/17

DEPTH (feet)	SAMPLE TYPE NUMBER	SAMPLE RECOVERY	U.S.C.S.	GRAPHIC LOG	DEPTHS	LITHOLOGIC DESCRIPTION	WELL DIAGRAM	DEPTH (feet)
						FILL limestone gravel in yellowish brown silt. Dry		
5	P25 6-8'		MLWS		4.0	SILT with some fine sand and a few pieces of limestone gravel; Dry. Fill material.	<p>1" PVC Riser</p> <p>1" PVC Screen</p>	5
10	P25 10-12'		CL-ML		8.9	SILTY CLAY to CLAYEY SILT. Gray to black grading quickly down to olive gray. Very moist to wet. Black at top is buried top soil.		10
15			CLM		14.6	SILTY CLAY olive gray, very moist		15
20			SW-SC		18.5	CLAYEY SAND, yellowish brown to light gray; laminated; wet.		20
	P25W		CL		21.2	CLAY gray, moist.		
					24.0			

BORING+WELL 2006 GINT US.GPJ LFR SEPT 2006.GDT 10/8/17

APPROVED BY: _____ DATE: _____



ATTACHMENT 3

Laboratory Report



Technical Report for

Arcadis

GE, Tell City, IN

IN000911.0011

SGS Accutest Job Number: JC48237

Sampling Date: 08/01/17

Report to:

**Arcadis
132 East Washington Suite 600
Indianapolis, IN 46204
Daniel.Petzold@Arcadis.com**

ATTN: Daniel Petzold

Total number of pages in report: 51



Test results contained within this data package meet the requirements of the National Environmental Laboratory Accreditation Program and/or state specific certification programs as applicable.

Client Service contact: Diane Komar 732-329-0200

Certifications: NJ(12129), NY(10983), CA, CT, FL, IL, IN, KS, KY, LA, MA, MD, ME, MN, NC, OH VAP (CL0056), AK (UST-103), AZ (AZ0786), PA, RI, SC, TX, UT, VA, WV, DoD ELAP (L-A-B L2248)

This report shall not be reproduced, except in its entirety, without the written approval of SGS Accutest.
Test results relate only to samples analyzed.

**Nancy Cole
Laboratory Director**

Table of Contents

-1-

Section 1: Sample Summary	3
Section 2: Summary of Hits	4
Section 3: Sample Results	5
3.1: JC48237-1: SED-1	6
3.2: JC48237-2: SED-2	9
3.3: JC48237-3: SED-3	12
Section 4: Misc. Forms	15
4.1: Chain of Custody	16
Section 5: GC/MS Volatiles - QC Data Summaries	19
5.1: Method Blank Summary	20
5.2: Blank Spike Summary	29
5.3: Matrix Spike Summary	33
5.4: Duplicate Summary	37
5.5: Instrument Performance Checks (BFB)	42
5.6: Surrogate Recovery Summaries	46
Section 6: GC Semi-volatiles - QC Data Summaries	47
6.1: Method Blank Summary	48
6.2: Blank Spike Summary	49
6.3: Matrix Spike/Matrix Spike Duplicate Summary	50
6.4: Surrogate Recovery Summaries	51

1

2

3

4

5

6



Sample Summary

Arcadis

Job No: JC48237

GE, Tell City, IN
Project No: IN000911.0011

Sample Number	Collected		Received	Matrix		Client Sample ID
	Date	Time By		Code	Type	
JC48237-1	08/01/17	15:30 DP	08/03/17	SO	Soil	SED-1
JC48237-2	08/01/17	15:50 DP	08/03/17	SO	Soil	SED-2
JC48237-3	08/01/17	15:55 DP	08/03/17	SO	Soil	SED-3

Soil samples reported on a dry weight basis unless otherwise indicated on result page.

Summary of Hits

Job Number: JC48237
Account: Arcadis
Project: GE, Tell City, IN
Collected: 08/01/17

Lab Sample ID	Client Sample ID	Result/ Qual	RL	MDL	Units	Method
---------------	------------------	-----------------	----	-----	-------	--------

JC48237-1 **SED-1**

No hits reported in this sample.

JC48237-2 **SED-2**

No hits reported in this sample.

JC48237-3 **SED-3**

No hits reported in this sample.

Sample Results

Report of Analysis

Report of Analysis

Client Sample ID: SED-1		
Lab Sample ID: JC48237-1		Date Sampled: 08/01/17
Matrix: SO - Soil		Date Received: 08/03/17
Method: SW846 8260C		Percent Solids: 73.0
Project: GE, Tell City, IN		

Run #1	File ID	DF	Analyzed	By	Prep Date	Prep Batch	Analytical Batch
Run #2	Y174728.D	1	08/07/17 13:58	PS	n/a	n/a	VY7543

	Initial Weight
Run #1	1.8 g
Run #2	

VOA 8260 List

CAS No.	Compound	Result	RL	MDL	Units	Q
67-64-1	Acetone	ND	38	24	ug/kg	
71-43-2	Benzene	ND	1.9	0.41	ug/kg	
108-86-1	Bromobenzene	ND	19	1.1	ug/kg	
74-97-5	Bromochloromethane	ND	19	1.7	ug/kg	
75-27-4	Bromodichloromethane	ND	7.6	0.92	ug/kg	
75-25-2	Bromoform	ND	19	1.2	ug/kg	
74-83-9	Bromomethane	ND	19	2.7	ug/kg	
78-93-3	2-Butanone (MEK)	ND	38	20	ug/kg	
104-51-8	n-Butylbenzene	ND	7.6	1.4	ug/kg	
135-98-8	sec-Butylbenzene	ND	7.6	0.88	ug/kg	
98-06-6	tert-Butylbenzene	ND	7.6	1.7	ug/kg	
56-23-5	Carbon tetrachloride	ND	7.6	2.5	ug/kg	
108-90-7	Chlorobenzene	ND	7.6	1.1	ug/kg	
75-00-3	Chloroethane	ND	19	3.4	ug/kg	
67-66-3	Chloroform	ND	7.6	1.2	ug/kg	
74-87-3	Chloromethane	ND	19	3.7	ug/kg	
95-49-8	o-Chlorotoluene	ND	7.6	1.1	ug/kg	
106-43-4	p-Chlorotoluene	ND	7.6	0.99	ug/kg	
96-12-8	1,2-Dibromo-3-chloropropane	ND	7.6	2.6	ug/kg	
124-48-1	Dibromochloromethane	ND	7.6	1.4	ug/kg	
106-93-4	1,2-Dibromoethane	ND	3.8	0.93	ug/kg	
95-50-1	1,2-Dichlorobenzene	ND	3.8	2.0	ug/kg	
541-73-1	1,3-Dichlorobenzene	ND	3.8	1.1	ug/kg	
106-46-7	1,4-Dichlorobenzene	ND	3.8	1.8	ug/kg	
75-71-8	Dichlorodifluoromethane	ND	19	2.3	ug/kg	
75-34-3	1,1-Dichloroethane	ND	3.8	0.99	ug/kg	
107-06-2	1,2-Dichloroethane	ND	3.8	0.68	ug/kg	
75-35-4	1,1-Dichloroethene	ND	3.8	2.7	ug/kg	
156-59-2	cis-1,2-Dichloroethene	ND	3.8	1.5	ug/kg	
156-60-5	trans-1,2-Dichloroethene	ND	3.8	2.2	ug/kg	
78-87-5	1,2-Dichloropropane	ND	7.6	1.5	ug/kg	
142-28-9	1,3-Dichloropropane	ND	7.6	0.99	ug/kg	

ND = Not detected MDL = Method Detection Limit J = Indicates an estimated value
 RL = Reporting Limit B = Indicates analyte found in associated method blank
 E = Indicates value exceeds calibration range N = Indicates presumptive evidence of a compound

Report of Analysis

Client Sample ID:	SED-1	Date Sampled:	08/01/17
Lab Sample ID:	JC48237-1	Date Received:	08/03/17
Matrix:	SO - Soil	Percent Solids:	73.0
Method:	SW846 8260C		
Project:	GE, Tell City, IN		

VOA 8260 List

CAS No.	Compound	Result	RL	MDL	Units	Q
594-20-7	2,2-Dichloropropane	ND	7.6	1.6	ug/kg	
563-58-6	1,1-Dichloropropene	ND	7.6	2.0	ug/kg	
10061-01-5	cis-1,3-Dichloropropene	ND	7.6	1.5	ug/kg	
10061-02-6	trans-1,3-Dichloropropene	ND	7.6	0.90	ug/kg	
100-41-4	Ethylbenzene	ND	3.8	1.1	ug/kg	
87-68-3	Hexachlorobutadiene	ND	19	2.0	ug/kg	
98-82-8	Isopropylbenzene	ND	7.6	0.94	ug/kg	
99-87-6	p-Isopropyltoluene	ND	7.6	0.97	ug/kg	
1634-04-4	Methyl Tert Butyl Ether	ND	3.8	1.6	ug/kg	
108-10-1	4-Methyl-2-pentanone(MIBK)	ND	19	6.8	ug/kg	
74-95-3	Methylene bromide	ND	19	1.4	ug/kg	
75-09-2	Methylene chloride	ND	19	9.5	ug/kg	
91-20-3	Naphthalene	ND	19	7.6	ug/kg	
103-65-1	n-Propylbenzene	ND	7.6	0.87	ug/kg	
100-42-5	Styrene	ND	7.6	1.9	ug/kg	
630-20-6	1,1,1,2-Tetrachloroethane	ND	7.6	0.99	ug/kg	
79-34-5	1,1,2,2-Tetrachloroethane	ND	7.6	0.97	ug/kg	
127-18-4	Tetrachloroethene	ND	7.6	2.4	ug/kg	
108-88-3	Toluene	ND	3.8	2.1	ug/kg	
87-61-6	1,2,3-Trichlorobenzene	ND	19	3.8	ug/kg	
120-82-1	1,2,4-Trichlorobenzene	ND	19	3.8	ug/kg	
71-55-6	1,1,1-Trichloroethane	ND	7.6	2.2	ug/kg	
79-00-5	1,1,2-Trichloroethane	ND	7.6	1.6	ug/kg	
79-01-6	Trichloroethene	ND	3.8	2.1	ug/kg	
75-69-4	Trichlorofluoromethane	ND	19	1.8	ug/kg	
96-18-4	1,2,3-Trichloropropane	ND	19	2.0	ug/kg	
95-63-6	1,2,4-Trimethylbenzene	ND	7.6	3.8	ug/kg	
108-67-8	1,3,5-Trimethylbenzene	ND	7.6	3.8	ug/kg	
75-01-4	Vinyl chloride	ND	7.6	2.9	ug/kg	
	m,p-Xylene	ND	3.8	2.1	ug/kg	
95-47-6	o-Xylene	ND	3.8	0.96	ug/kg	
1330-20-7	Xylene (total)	ND	3.8	0.96	ug/kg	

CAS No.	Surrogate Recoveries	Run# 1	Run# 2	Limits
1868-53-7	Dibromofluoromethane	108%		72-129%
17060-07-0	1,2-Dichloroethane-D4	106%		73-132%
2037-26-5	Toluene-D8	104%		80-120%
460-00-4	4-Bromofluorobenzene	109%		77-125%

ND = Not detected MDL = Method Detection Limit

RL = Reporting Limit

E = Indicates value exceeds calibration range

J = Indicates an estimated value

B = Indicates analyte found in associated method blank

N = Indicates presumptive evidence of a compound

Report of Analysis

3.1
3

Client Sample ID: SED-1	Date Sampled: 08/01/17
Lab Sample ID: JC48237-1	Date Received: 08/03/17
Matrix: SO - Soil	Percent Solids: 73.0
Method: SW846 8082A SW846 3546	
Project: GE, Tell City, IN	

Run #	File ID	DF	Analyzed	By	Prep Date	Prep Batch	Analytical Batch
Run #1	EF173400.D	1	08/08/17 01:24	RK	08/06/17 09:15	OP5044	GEF6024
Run #2							

Run #	Initial Weight	Final Volume
Run #1	16.2 g	10.0 ml
Run #2		

PCB List

CAS No.	Compound	Result	RL	MDL	Units	Q
12674-11-2	Aroclor 1016	ND	42	33	ug/kg	
11104-28-2	Aroclor 1221	ND	42	18	ug/kg	
11141-16-5	Aroclor 1232	ND	42	26	ug/kg	
53469-21-9	Aroclor 1242	ND	42	21	ug/kg	
12672-29-6	Aroclor 1248	ND	42	25	ug/kg	
11097-69-1	Aroclor 1254	ND	42	19	ug/kg	
11096-82-5	Aroclor 1260	ND	42	31	ug/kg	

CAS No.	Surrogate Recoveries	Run# 1	Run# 2	Limits
877-09-8	Tetrachloro-m-xylene	69%		24-152%
877-09-8	Tetrachloro-m-xylene	79%		24-152%
2051-24-3	Decachlorobiphenyl	73%		10-166%
2051-24-3	Decachlorobiphenyl	71%		10-166%

ND = Not detected MDL = Method Detection Limit J = Indicates an estimated value
 RL = Reporting Limit B = Indicates analyte found in associated method blank
 E = Indicates value exceeds calibration range N = Indicates presumptive evidence of a compound

Report of Analysis

Client Sample ID: SED-2		Date Sampled: 08/01/17
Lab Sample ID: JC48237-2		Date Received: 08/03/17
Matrix: SO - Soil		Percent Solids: 78.4
Method: SW846 8260C		
Project: GE, Tell City, IN		

Run #1	File ID	DF	Analyzed	By	Prep Date	Prep Batch	Analytical Batch
Run #2	Y174681.D	1	08/05/17 02:08	PS	n/a	n/a	VY7541

Run #1	Initial Weight
Run #2	8.9 g

VOA 8260 List

CAS No.	Compound	Result	RL	MDL	Units	Q
67-64-1	Acetone	ND	7.2	4.6	ug/kg	
71-43-2	Benzene	ND	0.36	0.077	ug/kg	
108-86-1	Bromobenzene	ND	3.6	0.21	ug/kg	
74-97-5	Bromochloromethane	ND	3.6	0.31	ug/kg	
75-27-4	Bromodichloromethane	ND	1.4	0.17	ug/kg	
75-25-2	Bromoform	ND	3.6	0.22	ug/kg	
74-83-9	Bromomethane	ND	3.6	0.50	ug/kg	
78-93-3	2-Butanone (MEK)	ND	7.2	3.7	ug/kg	
104-51-8	n-Butylbenzene	ND	1.4	0.26	ug/kg	
135-98-8	sec-Butylbenzene	ND	1.4	0.17	ug/kg	
98-06-6	tert-Butylbenzene	ND	1.4	0.32	ug/kg	
56-23-5	Carbon tetrachloride	ND	1.4	0.47	ug/kg	
108-90-7	Chlorobenzene	ND	1.4	0.21	ug/kg	
75-00-3	Chloroethane	ND	3.6	0.65	ug/kg	
67-66-3	Chloroform	ND	1.4	0.23	ug/kg	
74-87-3	Chloromethane	ND	3.6	0.71	ug/kg	
95-49-8	o-Chlorotoluene	ND	1.4	0.20	ug/kg	
106-43-4	p-Chlorotoluene	ND	1.4	0.19	ug/kg	
96-12-8	1,2-Dibromo-3-chloropropane	ND	1.4	0.48	ug/kg	
124-48-1	Dibromochloromethane	ND	1.4	0.27	ug/kg	
106-93-4	1,2-Dibromoethane	ND	0.72	0.18	ug/kg	
95-50-1	1,2-Dichlorobenzene	ND	0.72	0.37	ug/kg	
541-73-1	1,3-Dichlorobenzene	ND	0.72	0.21	ug/kg	
106-46-7	1,4-Dichlorobenzene	ND	0.72	0.34	ug/kg	
75-71-8	Dichlorodifluoromethane	ND	3.6	0.44	ug/kg	
75-34-3	1,1-Dichloroethane	ND	0.72	0.19	ug/kg	
107-06-2	1,2-Dichloroethane	ND	0.72	0.13	ug/kg	
75-35-4	1,1-Dichloroethene	ND	0.72	0.51	ug/kg	
156-59-2	cis-1,2-Dichloroethene	ND	0.72	0.29	ug/kg	
156-60-5	trans-1,2-Dichloroethene	ND	0.72	0.42	ug/kg	
78-87-5	1,2-Dichloropropane	ND	1.4	0.28	ug/kg	
142-28-9	1,3-Dichloropropane	ND	1.4	0.19	ug/kg	

ND = Not detected MDL = Method Detection Limit

RL = Reporting Limit

E = Indicates value exceeds calibration range

J = Indicates an estimated value

B = Indicates analyte found in associated method blank

N = Indicates presumptive evidence of a compound

Report of Analysis

Client Sample ID:	SED-2	Date Sampled:	08/01/17
Lab Sample ID:	JC48237-2	Date Received:	08/03/17
Matrix:	SO - Soil	Percent Solids:	78.4
Method:	SW846 8260C		
Project:	GE, Tell City, IN		

VOA 8260 List

CAS No.	Compound	Result	RL	MDL	Units	Q
594-20-7	2,2-Dichloropropane	ND	1.4	0.29	ug/kg	
563-58-6	1,1-Dichloropropene	ND	1.4	0.37	ug/kg	
10061-01-5	cis-1,3-Dichloropropene	ND	1.4	0.28	ug/kg	
10061-02-6	trans-1,3-Dichloropropene	ND	1.4	0.17	ug/kg	
100-41-4	Ethylbenzene	ND	0.72	0.21	ug/kg	
87-68-3	Hexachlorobutadiene	ND	3.6	0.37	ug/kg	
98-82-8	Isopropylbenzene	ND	1.4	0.18	ug/kg	
99-87-6	p-Isopropyltoluene	ND	1.4	0.18	ug/kg	
1634-04-4	Methyl Tert Butyl Ether	ND	0.72	0.31	ug/kg	
108-10-1	4-Methyl-2-pentanone(MIBK)	ND	3.6	1.3	ug/kg	
74-95-3	Methylene bromide	ND	3.6	0.26	ug/kg	
75-09-2	Methylene chloride	ND	3.6	1.8	ug/kg	
91-20-3	Naphthalene	ND	3.6	1.4	ug/kg	
103-65-1	n-Propylbenzene	ND	1.4	0.16	ug/kg	
100-42-5	Styrene	ND	1.4	0.36	ug/kg	
630-20-6	1,1,1,2-Tetrachloroethane	ND	1.4	0.19	ug/kg	
79-34-5	1,1,2,2-Tetrachloroethane	ND	1.4	0.18	ug/kg	
127-18-4	Tetrachloroethene	ND	1.4	0.46	ug/kg	
108-88-3	Toluene	ND	0.72	0.39	ug/kg	
87-61-6	1,2,3-Trichlorobenzene	ND	3.6	0.72	ug/kg	
120-82-1	1,2,4-Trichlorobenzene	ND	3.6	0.72	ug/kg	
71-55-6	1,1,1-Trichloroethane	ND	1.4	0.42	ug/kg	
79-00-5	1,1,2-Trichloroethane	ND	1.4	0.30	ug/kg	
79-01-6	Trichloroethene	ND	0.72	0.39	ug/kg	
75-69-4	Trichlorofluoromethane	ND	3.6	0.34	ug/kg	
96-18-4	1,2,3-Trichloropropane	ND	3.6	0.37	ug/kg	
95-63-6	1,2,4-Trimethylbenzene	ND	1.4	0.72	ug/kg	
108-67-8	1,3,5-Trimethylbenzene	ND	1.4	0.72	ug/kg	
75-01-4	Vinyl chloride	ND	1.4	0.55	ug/kg	
	m,p-Xylene	ND	0.72	0.39	ug/kg	
95-47-6	o-Xylene	ND	0.72	0.18	ug/kg	
1330-20-7	Xylene (total)	ND	0.72	0.18	ug/kg	

CAS No.	Surrogate Recoveries	Run# 1	Run# 2	Limits
1868-53-7	Dibromofluoromethane	106%		72-129%
17060-07-0	1,2-Dichloroethane-D4	97%		73-132%
2037-26-5	Toluene-D8	105%		80-120%
460-00-4	4-Bromofluorobenzene	107%		77-125%

ND = Not detected MDL = Method Detection Limit

RL = Reporting Limit

E = Indicates value exceeds calibration range

J = Indicates an estimated value

B = Indicates analyte found in associated method blank

N = Indicates presumptive evidence of a compound

Report of Analysis

32
3

Client Sample ID: SED-2		Date Sampled: 08/01/17
Lab Sample ID: JC48237-2		Date Received: 08/03/17
Matrix: SO - Soil		Percent Solids: 78.4
Method: SW846 8082A SW846 3546		
Project: GE, Tell City, IN		

Run #	File ID	DF	Analyzed	By	Prep Date	Prep Batch	Analytical Batch
Run #1	EF173401.D	1	08/08/17 01:49	RK	08/06/17 09:15	OP5044	GEF6024
Run #2							

Run #	Initial Weight	Final Volume
Run #1	16.2 g	10.0 ml
Run #2		

PCB List

CAS No.	Compound	Result	RL	MDL	Units	Q
12674-11-2	Aroclor 1016	ND	39	31	ug/kg	
11104-28-2	Aroclor 1221	ND	39	17	ug/kg	
11141-16-5	Aroclor 1232	ND	39	24	ug/kg	
53469-21-9	Aroclor 1242	ND	39	20	ug/kg	
12672-29-6	Aroclor 1248	ND	39	23	ug/kg	
11097-69-1	Aroclor 1254	ND	39	18	ug/kg	
11096-82-5	Aroclor 1260	ND	39	29	ug/kg	

CAS No.	Surrogate Recoveries	Run# 1	Run# 2	Limits
877-09-8	Tetrachloro-m-xylene	74%		24-152%
877-09-8	Tetrachloro-m-xylene	85%		24-152%
2051-24-3	Decachlorobiphenyl	80%		10-166%
2051-24-3	Decachlorobiphenyl	81%		10-166%

ND = Not detected MDL = Method Detection Limit J = Indicates an estimated value
 RL = Reporting Limit B = Indicates analyte found in associated method blank
 E = Indicates value exceeds calibration range N = Indicates presumptive evidence of a compound

Report of Analysis

Client Sample ID: SED-3		Date Sampled: 08/01/17
Lab Sample ID: JC48237-3		Date Received: 08/03/17
Matrix: SO - Soil		Percent Solids: 85.6
Method: SW846 8260C		
Project: GE, Tell City, IN		

Run #1	File ID	DF	Analyzed	By	Prep Date	Prep Batch	Analytical Batch
Run #2	Y174682.D	1	08/05/17 02:36	PS	n/a	n/a	VY7541

Run #1	Initial Weight
Run #2	6.9 g

VOA 8260 List

CAS No.	Compound	Result	RL	MDL	Units	Q
67-64-1	Acetone	ND	8.5	5.4	ug/kg	
71-43-2	Benzene	ND	0.42	0.091	ug/kg	
108-86-1	Bromobenzene	ND	4.2	0.25	ug/kg	
74-97-5	Bromochloromethane	ND	4.2	0.37	ug/kg	
75-27-4	Bromodichloromethane	ND	1.7	0.21	ug/kg	
75-25-2	Bromoform	ND	4.2	0.26	ug/kg	
74-83-9	Bromomethane	ND	4.2	0.59	ug/kg	
78-93-3	2-Butanone (MEK)	ND	8.5	4.4	ug/kg	
104-51-8	n-Butylbenzene	ND	1.7	0.31	ug/kg	
135-98-8	sec-Butylbenzene	ND	1.7	0.20	ug/kg	
98-06-6	tert-Butylbenzene	ND	1.7	0.37	ug/kg	
56-23-5	Carbon tetrachloride	ND	1.7	0.55	ug/kg	
108-90-7	Chlorobenzene	ND	1.7	0.24	ug/kg	
75-00-3	Chloroethane	ND	4.2	0.76	ug/kg	
67-66-3	Chloroform	ND	1.7	0.27	ug/kg	
74-87-3	Chloromethane	ND	4.2	0.83	ug/kg	
95-49-8	o-Chlorotoluene	ND	1.7	0.24	ug/kg	
106-43-4	p-Chlorotoluene	ND	1.7	0.22	ug/kg	
96-12-8	1,2-Dibromo-3-chloropropane	ND	1.7	0.57	ug/kg	
124-48-1	Dibromochloromethane	ND	1.7	0.32	ug/kg	
106-93-4	1,2-Dibromoethane	ND	0.85	0.21	ug/kg	
95-50-1	1,2-Dichlorobenzene	ND	0.85	0.44	ug/kg	
541-73-1	1,3-Dichlorobenzene	ND	0.85	0.24	ug/kg	
106-46-7	1,4-Dichlorobenzene	ND	0.85	0.41	ug/kg	
75-71-8	Dichlorodifluoromethane	ND	4.2	0.51	ug/kg	
75-34-3	1,1-Dichloroethane	ND	0.85	0.22	ug/kg	
107-06-2	1,2-Dichloroethane	ND	0.85	0.15	ug/kg	
75-35-4	1,1-Dichloroethene	ND	0.85	0.60	ug/kg	
156-59-2	cis-1,2-Dichloroethene	ND	0.85	0.34	ug/kg	
156-60-5	trans-1,2-Dichloroethene	ND	0.85	0.49	ug/kg	
78-87-5	1,2-Dichloropropane	ND	1.7	0.34	ug/kg	
142-28-9	1,3-Dichloropropane	ND	1.7	0.22	ug/kg	

ND = Not detected MDL = Method Detection Limit

RL = Reporting Limit

E = Indicates value exceeds calibration range

J = Indicates an estimated value

B = Indicates analyte found in associated method blank

N = Indicates presumptive evidence of a compound

Report of Analysis

Client Sample ID:	SED-3	Date Sampled:	08/01/17
Lab Sample ID:	JC48237-3	Date Received:	08/03/17
Matrix:	SO - Soil	Percent Solids:	85.6
Method:	SW846 8260C		
Project:	GE, Tell City, IN		

VOA 8260 List

CAS No.	Compound	Result	RL	MDL	Units	Q
594-20-7	2,2-Dichloropropane	ND	1.7	0.35	ug/kg	
563-58-6	1,1-Dichloropropene	ND	1.7	0.44	ug/kg	
10061-01-5	cis-1,3-Dichloropropene	ND	1.7	0.33	ug/kg	
10061-02-6	trans-1,3-Dichloropropene	ND	1.7	0.20	ug/kg	
100-41-4	Ethylbenzene	ND	0.85	0.24	ug/kg	
87-68-3	Hexachlorobutadiene	ND	4.2	0.44	ug/kg	
98-82-8	Isopropylbenzene	ND	1.7	0.21	ug/kg	
99-87-6	p-Isopropyltoluene	ND	1.7	0.22	ug/kg	
1634-04-4	Methyl Tert Butyl Ether	ND	0.85	0.36	ug/kg	
108-10-1	4-Methyl-2-pentanone(MIBK)	ND	4.2	1.5	ug/kg	
74-95-3	Methylene bromide	ND	4.2	0.31	ug/kg	
75-09-2	Methylene chloride	ND	4.2	2.1	ug/kg	
91-20-3	Naphthalene	ND	4.2	1.7	ug/kg	
103-65-1	n-Propylbenzene	ND	1.7	0.19	ug/kg	
100-42-5	Styrene	ND	1.7	0.42	ug/kg	
630-20-6	1,1,1,2-Tetrachloroethane	ND	1.7	0.22	ug/kg	
79-34-5	1,1,2,2-Tetrachloroethane	ND	1.7	0.22	ug/kg	
127-18-4	Tetrachloroethene	ND	1.7	0.54	ug/kg	
108-88-3	Toluene	ND	0.85	0.46	ug/kg	
87-61-6	1,2,3-Trichlorobenzene	ND	4.2	0.85	ug/kg	
120-82-1	1,2,4-Trichlorobenzene	ND	4.2	0.85	ug/kg	
71-55-6	1,1,1-Trichloroethane	ND	1.7	0.49	ug/kg	
79-00-5	1,1,2-Trichloroethane	ND	1.7	0.36	ug/kg	
79-01-6	Trichloroethene	ND	0.85	0.46	ug/kg	
75-69-4	Trichlorofluoromethane	ND	4.2	0.41	ug/kg	
96-18-4	1,2,3-Trichloropropane	ND	4.2	0.44	ug/kg	
95-63-6	1,2,4-Trimethylbenzene	ND	1.7	0.85	ug/kg	
108-67-8	1,3,5-Trimethylbenzene	ND	1.7	0.85	ug/kg	
75-01-4	Vinyl chloride	ND	1.7	0.65	ug/kg	
	m,p-Xylene	ND	0.85	0.46	ug/kg	
95-47-6	o-Xylene	ND	0.85	0.21	ug/kg	
1330-20-7	Xylene (total)	ND	0.85	0.21	ug/kg	

CAS No.	Surrogate Recoveries	Run# 1	Run# 2	Limits
1868-53-7	Dibromofluoromethane	106%		72-129%
17060-07-0	1,2-Dichloroethane-D4	99%		73-132%
2037-26-5	Toluene-D8	102%		80-120%
460-00-4	4-Bromofluorobenzene	109%		77-125%

ND = Not detected MDL = Method Detection Limit

RL = Reporting Limit

E = Indicates value exceeds calibration range

J = Indicates an estimated value

B = Indicates analyte found in associated method blank

N = Indicates presumptive evidence of a compound

Report of Analysis

Client Sample ID: SED-3		Date Sampled: 08/01/17
Lab Sample ID: JC48237-3		Date Received: 08/03/17
Matrix: SO - Soil		Percent Solids: 85.6
Method: SW846 8082A SW846 3546		
Project: GE, Tell City, IN		

Run #	File ID	DF	Analyzed	By	Prep Date	Prep Batch	Analytical Batch
Run #1	EF173406.D	1	08/08/17 03:54	RK	08/06/17 09:15	OP5044	GEF6024
Run #2							

Run #	Initial Weight	Final Volume
Run #1	16.1 g	10.0 ml
Run #2		

PCB List

CAS No.	Compound	Result	RL	MDL	Units	Q
12674-11-2	Aroclor 1016	ND	36	29	ug/kg	
11104-28-2	Aroclor 1221	ND	36	16	ug/kg	
11141-16-5	Aroclor 1232	ND	36	22	ug/kg	
53469-21-9	Aroclor 1242	ND	36	18	ug/kg	
12672-29-6	Aroclor 1248	ND	36	21	ug/kg	
11097-69-1	Aroclor 1254	ND	36	17	ug/kg	
11096-82-5	Aroclor 1260	ND	36	26	ug/kg	

CAS No.	Surrogate Recoveries	Run# 1	Run# 2	Limits
877-09-8	Tetrachloro-m-xylene	59%		24-152%
877-09-8	Tetrachloro-m-xylene	68%		24-152%
2051-24-3	Decachlorobiphenyl	74%		10-166%
2051-24-3	Decachlorobiphenyl	80%		10-166%

ND = Not detected MDL = Method Detection Limit
 RL = Reporting Limit

J = Indicates an estimated value
 B = Indicates analyte found in associated method blank
 N = Indicates presumptive evidence of a compound

Misc. Forms

Custody Documents and Other Forms

Includes the following where applicable:

- Chain of Custody



ACCUTEST

SL

CHAIN OF CUSTODY

SGS Accutest - Dayton
2235 Route 130, Dayton, NJ 08810
TEL. 732-329-0200 FAX: 732-329-3499/3480
www.accutest.com

FED-EX Tracking # 7250 6932 4479
Bottle Order Control # JC48237
SGS Accutest Quote #
SGS Accutest Job # JC48237

Client / Reporting Information, Project Information, Requested Analysis, Matrix Codes, Collection table, Turnaround Time, Approved By, Relinquished/Received By, Date Time, etc.

4.1
4

INITIAL ASSESSMENT 3B/DS

D.I. slurry voc vials frozen storage
Date: Time: initials:

LABEL VERIFICATION

INITIAL ASSESSMENT

LABEL VERIFICATION

Sample inventory is verified upon receipt in the Laboratory



ACCUTEST

Soil VOC Vial Tracking Log

JC48237

JOB NUMBER:

JC48237 08/31/17

SAMPLE #	MeOH	MeOH	D1H2O / NaHSO4	D1H2O / NaHSO4
1	2717		2888	2887
2	2714		2882	2881
3	2715		2884	2883

All strike outs must be initialed & dated. A reason code must be applied if not a transcription error.
Form: SM087-01
Rev Date: 6/1/16

SGS Accutest Sample Receipt Summary

Job Number: JC48237

Client: _____

Project: _____

Date / Time Received: 8/3/2017 9:30:00 AM

Delivery Method: _____

Airbill #'s: _____

Cooler Temps (Raw Measured) °C: Cooler 1: (4.8);

Cooler Temps (Corrected) °C: Cooler 1: (5.5);

<u>Cooler Security</u>	<u>Y</u>	<u>or</u>	<u>N</u>		<u>Y</u>	<u>or</u>	<u>N</u>
1. Custody Seals Present:	<input checked="" type="checkbox"/>		<input type="checkbox"/>	3. COC Present:	<input checked="" type="checkbox"/>		<input type="checkbox"/>
2. Custody Seals Intact:	<input checked="" type="checkbox"/>		<input type="checkbox"/>	4. Smpl Dates/Time OK	<input checked="" type="checkbox"/>		<input type="checkbox"/>

<u>Cooler Temperature</u>	<u>Y</u>	<u>or</u>	<u>N</u>
1. Temp criteria achieved:	<input checked="" type="checkbox"/>		<input type="checkbox"/>
2. Cooler temp verification:	IR Gun		
3. Cooler media:	Ice (Bag)		
4. No. Coolers:	1		

<u>Quality Control Preservation</u>	<u>Y</u>	<u>or</u>	<u>N</u>	<u>N/A</u>
1. Trip Blank present / cooler:	<input type="checkbox"/>		<input checked="" type="checkbox"/>	<input type="checkbox"/>
2. Trip Blank listed on COC:	<input type="checkbox"/>		<input checked="" type="checkbox"/>	<input type="checkbox"/>
3. Samples preserved properly:	<input checked="" type="checkbox"/>		<input type="checkbox"/>	
4. VOCs headspace free:	<input type="checkbox"/>		<input type="checkbox"/>	<input checked="" type="checkbox"/>

<u>Sample Integrity - Documentation</u>	<u>Y</u>	<u>or</u>	<u>N</u>
1. Sample labels present on bottles:	<input checked="" type="checkbox"/>		<input type="checkbox"/>
2. Container labeling complete:	<input checked="" type="checkbox"/>		<input type="checkbox"/>
3. Sample container label / COC agree:	<input checked="" type="checkbox"/>		<input type="checkbox"/>

<u>Sample Integrity - Condition</u>	<u>Y</u>	<u>or</u>	<u>N</u>
1. Sample recvd within HT:	<input checked="" type="checkbox"/>		<input type="checkbox"/>
2. All containers accounted for:	<input checked="" type="checkbox"/>		<input type="checkbox"/>
3. Condition of sample:	Intact		

<u>Sample Integrity - Instructions</u>	<u>Y</u>	<u>or</u>	<u>N</u>	<u>N/A</u>
1. Analysis requested is clear:	<input checked="" type="checkbox"/>		<input type="checkbox"/>	
2. Bottles received for unspecified tests	<input type="checkbox"/>		<input checked="" type="checkbox"/>	
3. Sufficient volume recvd for analysis:	<input checked="" type="checkbox"/>		<input type="checkbox"/>	
4. Compositing instructions clear:	<input type="checkbox"/>		<input type="checkbox"/>	<input checked="" type="checkbox"/>
5. Filtering instructions clear:	<input type="checkbox"/>		<input type="checkbox"/>	<input checked="" type="checkbox"/>

Comments

SM089-02
Rev. Date 12/1/16

JC48237: Chain of Custody

Page 3 of 3

4.1
4

GC/MS Volatiles

5

QC Data Summaries

Includes the following where applicable:

- Method Blank Summaries
- Blank Spike Summaries
- Matrix Spike and Duplicate Summaries
- Instrument Performance Checks (BFB)
- Surrogate Recovery Summaries

Method Blank Summary

Job Number: JC48237
Account: AGMINI Arcadis
Project: GE, Tell City, IN

Sample	File ID	DF	Analyzed	By	Prep Date	Prep Batch	Analytical Batch
VY7541-MB	Y174668.D	1	08/04/17	PS	n/a	n/a	VY7541

The QC reported here applies to the following samples:

Method: SW846 8260C

JC48237-2, JC48237-3

CAS No.	Compound	Result	RL	MDL	Units	Q
67-64-1	Acetone	ND	10	6.4	ug/kg	
71-43-2	Benzene	ND	0.50	0.11	ug/kg	
108-86-1	Bromobenzene	ND	5.0	0.30	ug/kg	
74-97-5	Bromochloromethane	ND	5.0	0.44	ug/kg	
75-27-4	Bromodichloromethane	ND	2.0	0.24	ug/kg	
75-25-2	Bromoform	ND	5.0	0.31	ug/kg	
74-83-9	Bromomethane	ND	5.0	0.70	ug/kg	
78-93-3	2-Butanone (MEK)	ND	10	5.2	ug/kg	
104-51-8	n-Butylbenzene	ND	2.0	0.36	ug/kg	
135-98-8	sec-Butylbenzene	ND	2.0	0.23	ug/kg	
98-06-6	tert-Butylbenzene	ND	2.0	0.44	ug/kg	
56-23-5	Carbon tetrachloride	ND	2.0	0.65	ug/kg	
108-90-7	Chlorobenzene	ND	2.0	0.29	ug/kg	
75-00-3	Chloroethane	ND	5.0	0.90	ug/kg	
67-66-3	Chloroform	ND	2.0	0.32	ug/kg	
74-87-3	Chloromethane	ND	5.0	0.99	ug/kg	
95-49-8	o-Chlorotoluene	ND	2.0	0.28	ug/kg	
106-43-4	p-Chlorotoluene	ND	2.0	0.26	ug/kg	
96-12-8	1,2-Dibromo-3-chloropropane	ND	2.0	0.67	ug/kg	
124-48-1	Dibromochloromethane	ND	2.0	0.38	ug/kg	
106-93-4	1,2-Dibromoethane	ND	1.0	0.25	ug/kg	
95-50-1	1,2-Dichlorobenzene	ND	1.0	0.52	ug/kg	
541-73-1	1,3-Dichlorobenzene	ND	1.0	0.29	ug/kg	
106-46-7	1,4-Dichlorobenzene	ND	1.0	0.48	ug/kg	
75-71-8	Dichlorodifluoromethane	ND	5.0	0.61	ug/kg	
75-34-3	1,1-Dichloroethane	ND	1.0	0.26	ug/kg	
107-06-2	1,2-Dichloroethane	ND	1.0	0.18	ug/kg	
75-35-4	1,1-Dichloroethene	ND	1.0	0.71	ug/kg	
156-59-2	cis-1,2-Dichloroethene	ND	1.0	0.40	ug/kg	
156-60-5	trans-1,2-Dichloroethene	ND	1.0	0.58	ug/kg	
78-87-5	1,2-Dichloropropane	ND	2.0	0.40	ug/kg	
142-28-9	1,3-Dichloropropane	ND	2.0	0.26	ug/kg	
594-20-7	2,2-Dichloropropane	ND	2.0	0.41	ug/kg	
563-58-6	1,1-Dichloropropene	ND	2.0	0.52	ug/kg	
10061-01-5	cis-1,3-Dichloropropene	ND	2.0	0.38	ug/kg	
10061-02-6	trans-1,3-Dichloropropene	ND	2.0	0.24	ug/kg	

Method Blank Summary

Job Number: JC48237
Account: AGMINI Arcadis
Project: GE, Tell City, IN

Sample	File ID	DF	Analyzed	By	Prep Date	Prep Batch	Analytical Batch
VY7541-MB	Y174668.D	1	08/04/17	PS	n/a	n/a	VY7541

The QC reported here applies to the following samples:

Method: SW846 8260C

JC48237-2, JC48237-3

CAS No.	Compound	Result	RL	MDL	Units	Q
100-41-4	Ethylbenzene	ND	1.0	0.29	ug/kg	
87-68-3	Hexachlorobutadiene	ND	5.0	0.52	ug/kg	
98-82-8	Isopropylbenzene	ND	2.0	0.25	ug/kg	
99-87-6	p-Isopropyltoluene	ND	2.0	0.26	ug/kg	
1634-04-4	Methyl Tert Butyl Ether	ND	1.0	0.43	ug/kg	
108-10-1	4-Methyl-2-pentanone(MIBK)	ND	5.0	1.8	ug/kg	
74-95-3	Methylene bromide	ND	5.0	0.37	ug/kg	
75-09-2	Methylene chloride	ND	5.0	2.5	ug/kg	
91-20-3	Naphthalene	ND	5.0	2.0	ug/kg	
103-65-1	n-Propylbenzene	ND	2.0	0.23	ug/kg	
100-42-5	Styrene	ND	2.0	0.50	ug/kg	
630-20-6	1,1,1,2-Tetrachloroethane	ND	2.0	0.26	ug/kg	
79-34-5	1,1,2,2-Tetrachloroethane	ND	2.0	0.25	ug/kg	
127-18-4	Tetrachloroethene	ND	2.0	0.64	ug/kg	
108-88-3	Toluene	ND	1.0	0.55	ug/kg	
87-61-6	1,2,3-Trichlorobenzene	ND	5.0	1.0	ug/kg	
120-82-1	1,2,4-Trichlorobenzene	ND	5.0	1.0	ug/kg	
71-55-6	1,1,1-Trichloroethane	ND	2.0	0.58	ug/kg	
79-00-5	1,1,2-Trichloroethane	ND	2.0	0.42	ug/kg	
79-01-6	Trichloroethene	ND	1.0	0.55	ug/kg	
75-69-4	Trichlorofluoromethane	ND	5.0	0.48	ug/kg	
96-18-4	1,2,3-Trichloropropane	ND	5.0	0.52	ug/kg	
95-63-6	1,2,4-Trimethylbenzene	ND	2.0	1.0	ug/kg	
108-67-8	1,3,5-Trimethylbenzene	ND	2.0	1.0	ug/kg	
75-01-4	Vinyl chloride	ND	2.0	0.77	ug/kg	
	m,p-Xylene	ND	1.0	0.55	ug/kg	
95-47-6	o-Xylene	ND	1.0	0.25	ug/kg	
1330-20-7	Xylene (total)	ND	1.0	0.25	ug/kg	

CAS No.	Surrogate Recoveries	Limits	
1868-53-7	Dibromofluoromethane	105%	72-129%
17060-07-0	1,2-Dichloroethane-D4	103%	73-132%
2037-26-5	Toluene-D8	104%	80-120%
460-00-4	4-Bromofluorobenzene	105%	77-125%

Method Blank Summary

Job Number: JC48237
Account: AGMINI Arcadis
Project: GE, Tell City, IN

Sample	File ID	DF	Analyzed	By	Prep Date	Prep Batch	Analytical Batch
VY7541-MB	Y174668.D	1	08/04/17	PS	n/a	n/a	VY7541

The QC reported here applies to the following samples:

Method:

JC48237-2, JC48237-3

CAS No.	Tentatively Identified Compounds	R. T.	Est. Conc.	Units	Q
	Total TIC, Volatile		0	ug/kg	

5.1.1
5

Method Blank Summary

Job Number: JC48237
Account: AGMINI Arcadis
Project: GE, Tell City, IN

Sample	File ID	DF	Analyzed	By	Prep Date	Prep Batch	Analytical Batch
VY7543-MB	Y174719.D	1	08/07/17	PS	n/a	n/a	VY7543

The QC reported here applies to the following samples:

Method: SW846 8260C

JC48237-1

CAS No.	Compound	Result	RL	MDL	Units	Q
67-64-1	Acetone	ND	10	6.4	ug/kg	
71-43-2	Benzene	ND	0.50	0.11	ug/kg	
108-86-1	Bromobenzene	ND	5.0	0.30	ug/kg	
74-97-5	Bromochloromethane	ND	5.0	0.44	ug/kg	
75-27-4	Bromodichloromethane	ND	2.0	0.24	ug/kg	
75-25-2	Bromoform	ND	5.0	0.31	ug/kg	
74-83-9	Bromomethane	ND	5.0	0.70	ug/kg	
78-93-3	2-Butanone (MEK)	ND	10	5.2	ug/kg	
104-51-8	n-Butylbenzene	ND	2.0	0.36	ug/kg	
135-98-8	sec-Butylbenzene	ND	2.0	0.23	ug/kg	
98-06-6	tert-Butylbenzene	ND	2.0	0.44	ug/kg	
56-23-5	Carbon tetrachloride	ND	2.0	0.65	ug/kg	
108-90-7	Chlorobenzene	ND	2.0	0.29	ug/kg	
75-00-3	Chloroethane	ND	5.0	0.90	ug/kg	
67-66-3	Chloroform	ND	2.0	0.32	ug/kg	
74-87-3	Chloromethane	ND	5.0	0.99	ug/kg	
95-49-8	o-Chlorotoluene	ND	2.0	0.28	ug/kg	
106-43-4	p-Chlorotoluene	ND	2.0	0.26	ug/kg	
96-12-8	1,2-Dibromo-3-chloropropane	ND	2.0	0.67	ug/kg	
124-48-1	Dibromochloromethane	ND	2.0	0.38	ug/kg	
106-93-4	1,2-Dibromoethane	ND	1.0	0.25	ug/kg	
95-50-1	1,2-Dichlorobenzene	ND	1.0	0.52	ug/kg	
541-73-1	1,3-Dichlorobenzene	ND	1.0	0.29	ug/kg	
106-46-7	1,4-Dichlorobenzene	ND	1.0	0.48	ug/kg	
75-71-8	Dichlorodifluoromethane	ND	5.0	0.61	ug/kg	
75-34-3	1,1-Dichloroethane	ND	1.0	0.26	ug/kg	
107-06-2	1,2-Dichloroethane	ND	1.0	0.18	ug/kg	
75-35-4	1,1-Dichloroethene	ND	1.0	0.71	ug/kg	
156-59-2	cis-1,2-Dichloroethene	ND	1.0	0.40	ug/kg	
156-60-5	trans-1,2-Dichloroethene	ND	1.0	0.58	ug/kg	
78-87-5	1,2-Dichloropropane	ND	2.0	0.40	ug/kg	
142-28-9	1,3-Dichloropropane	ND	2.0	0.26	ug/kg	
594-20-7	2,2-Dichloropropane	ND	2.0	0.41	ug/kg	
563-58-6	1,1-Dichloropropene	ND	2.0	0.52	ug/kg	
10061-01-5	cis-1,3-Dichloropropene	ND	2.0	0.38	ug/kg	
10061-02-6	trans-1,3-Dichloropropene	ND	2.0	0.24	ug/kg	

Method Blank Summary

Job Number: JC48237
Account: AGMINI Arcadis
Project: GE, Tell City, IN

Sample	File ID	DF	Analyzed	By	Prep Date	Prep Batch	Analytical Batch
VY7543-MB	Y174719.D	1	08/07/17	PS	n/a	n/a	VY7543

The QC reported here applies to the following samples:

Method: SW846 8260C

JC48237-1

CAS No.	Compound	Result	RL	MDL	Units	Q
100-41-4	Ethylbenzene	ND	1.0	0.29	ug/kg	
87-68-3	Hexachlorobutadiene	ND	5.0	0.52	ug/kg	
98-82-8	Isopropylbenzene	ND	2.0	0.25	ug/kg	
99-87-6	p-Isopropyltoluene	ND	2.0	0.26	ug/kg	
1634-04-4	Methyl Tert Butyl Ether	ND	1.0	0.43	ug/kg	
108-10-1	4-Methyl-2-pentanone(MIBK)	ND	5.0	1.8	ug/kg	
74-95-3	Methylene bromide	ND	5.0	0.37	ug/kg	
75-09-2	Methylene chloride	ND	5.0	2.5	ug/kg	
91-20-3	Naphthalene	ND	5.0	2.0	ug/kg	
103-65-1	n-Propylbenzene	ND	2.0	0.23	ug/kg	
100-42-5	Styrene	ND	2.0	0.50	ug/kg	
630-20-6	1,1,1,2-Tetrachloroethane	ND	2.0	0.26	ug/kg	
79-34-5	1,1,2,2-Tetrachloroethane	ND	2.0	0.25	ug/kg	
127-18-4	Tetrachloroethene	ND	2.0	0.64	ug/kg	
108-88-3	Toluene	ND	1.0	0.55	ug/kg	
87-61-6	1,2,3-Trichlorobenzene	ND	5.0	1.0	ug/kg	
120-82-1	1,2,4-Trichlorobenzene	ND	5.0	1.0	ug/kg	
71-55-6	1,1,1-Trichloroethane	ND	2.0	0.58	ug/kg	
79-00-5	1,1,2-Trichloroethane	ND	2.0	0.42	ug/kg	
79-01-6	Trichloroethene	ND	1.0	0.55	ug/kg	
75-69-4	Trichlorofluoromethane	ND	5.0	0.48	ug/kg	
96-18-4	1,2,3-Trichloropropane	ND	5.0	0.52	ug/kg	
95-63-6	1,2,4-Trimethylbenzene	ND	2.0	1.0	ug/kg	
108-67-8	1,3,5-Trimethylbenzene	ND	2.0	1.0	ug/kg	
75-01-4	Vinyl chloride	ND	2.0	0.77	ug/kg	
	m,p-Xylene	ND	1.0	0.55	ug/kg	
95-47-6	o-Xylene	ND	1.0	0.25	ug/kg	
1330-20-7	Xylene (total)	ND	1.0	0.25	ug/kg	

CAS No.	Surrogate Recoveries	Limits	
1868-53-7	Dibromofluoromethane	109%	72-129%
17060-07-0	1,2-Dichloroethane-D4	101%	73-132%
2037-26-5	Toluene-D8	104%	80-120%
460-00-4	4-Bromofluorobenzene	108%	77-125%

Method Blank Summary

Job Number: JC48237
Account: AGMINI Arcadis
Project: GE, Tell City, IN

Sample	File ID	DF	Analyzed	By	Prep Date	Prep Batch	Analytical Batch
VY7543-MB	Y174719.D	1	08/07/17	PS	n/a	n/a	VY7543

The QC reported here applies to the following samples:

Method:

JC48237-1

CAS No.	Tentatively Identified Compounds	R. T.	Est. Conc.	Units	Q
	Total TIC, Volatile		0	ug/kg	

5.1.2
5

Method Blank Summary

Job Number: JC48237
Account: AGMINI Arcadis
Project: GE, Tell City, IN

Sample	File ID	DF	Analyzed	By	Prep Date	Prep Batch	Analytical Batch
VY7541-MB2	Y174698.D	1	08/05/17	PS	n/a	n/a	VY7541

The QC reported here applies to the following samples:

Method: SW846 8260C

JC48288-3MS

CAS No.	Compound	Result	RL	MDL	Units	Q
67-64-1	Acetone	ND	10	6.4	ug/kg	
71-43-2	Benzene	ND	0.50	0.11	ug/kg	
108-86-1	Bromobenzene	ND	5.0	0.30	ug/kg	
74-97-5	Bromochloromethane	ND	5.0	0.44	ug/kg	
75-27-4	Bromodichloromethane	ND	2.0	0.24	ug/kg	
75-25-2	Bromoform	ND	5.0	0.31	ug/kg	
74-83-9	Bromomethane	ND	5.0	0.70	ug/kg	
78-93-3	2-Butanone (MEK)	ND	10	5.2	ug/kg	
104-51-8	n-Butylbenzene	ND	2.0	0.36	ug/kg	
135-98-8	sec-Butylbenzene	ND	2.0	0.23	ug/kg	
98-06-6	tert-Butylbenzene	ND	2.0	0.44	ug/kg	
56-23-5	Carbon tetrachloride	ND	2.0	0.65	ug/kg	
108-90-7	Chlorobenzene	ND	2.0	0.29	ug/kg	
75-00-3	Chloroethane	ND	5.0	0.90	ug/kg	
67-66-3	Chloroform	ND	2.0	0.32	ug/kg	
74-87-3	Chloromethane	ND	5.0	0.99	ug/kg	
95-49-8	o-Chlorotoluene	ND	2.0	0.28	ug/kg	
106-43-4	p-Chlorotoluene	ND	2.0	0.26	ug/kg	
96-12-8	1,2-Dibromo-3-chloropropane	ND	2.0	0.67	ug/kg	
124-48-1	Dibromochloromethane	ND	2.0	0.38	ug/kg	
106-93-4	1,2-Dibromoethane	ND	1.0	0.25	ug/kg	
95-50-1	1,2-Dichlorobenzene	ND	1.0	0.52	ug/kg	
541-73-1	1,3-Dichlorobenzene	ND	1.0	0.29	ug/kg	
106-46-7	1,4-Dichlorobenzene	ND	1.0	0.48	ug/kg	
75-71-8	Dichlorodifluoromethane	ND	5.0	0.61	ug/kg	
75-34-3	1,1-Dichloroethane	ND	1.0	0.26	ug/kg	
107-06-2	1,2-Dichloroethane	ND	1.0	0.18	ug/kg	
75-35-4	1,1-Dichloroethene	ND	1.0	0.71	ug/kg	
156-59-2	cis-1,2-Dichloroethene	ND	1.0	0.40	ug/kg	
156-60-5	trans-1,2-Dichloroethene	ND	1.0	0.58	ug/kg	
78-87-5	1,2-Dichloropropane	ND	2.0	0.40	ug/kg	
142-28-9	1,3-Dichloropropane	ND	2.0	0.26	ug/kg	
594-20-7	2,2-Dichloropropane	ND	2.0	0.41	ug/kg	
563-58-6	1,1-Dichloropropene	ND	2.0	0.52	ug/kg	
10061-01-5	cis-1,3-Dichloropropene	ND	2.0	0.38	ug/kg	
10061-02-6	trans-1,3-Dichloropropene	ND	2.0	0.24	ug/kg	

Method Blank Summary

Job Number: JC48237
Account: AGMINI Arcadis
Project: GE, Tell City, IN

Sample	File ID	DF	Analyzed	By	Prep Date	Prep Batch	Analytical Batch
VY7541-MB2	Y174698.D	1	08/05/17	PS	n/a	n/a	VY7541

The QC reported here applies to the following samples:

Method: SW846 8260C

JC48288-3MS

CAS No.	Compound	Result	RL	MDL	Units	Q
100-41-4	Ethylbenzene	ND	1.0	0.29	ug/kg	
87-68-3	Hexachlorobutadiene	ND	5.0	0.52	ug/kg	
98-82-8	Isopropylbenzene	ND	2.0	0.25	ug/kg	
99-87-6	p-Isopropyltoluene	ND	2.0	0.26	ug/kg	
1634-04-4	Methyl Tert Butyl Ether	ND	1.0	0.43	ug/kg	
108-10-1	4-Methyl-2-pentanone(MIBK)	ND	5.0	1.8	ug/kg	
74-95-3	Methylene bromide	ND	5.0	0.37	ug/kg	
75-09-2	Methylene chloride	ND	5.0	2.5	ug/kg	
91-20-3	Naphthalene	ND	5.0	2.0	ug/kg	
103-65-1	n-Propylbenzene	ND	2.0	0.23	ug/kg	
100-42-5	Styrene	ND	2.0	0.50	ug/kg	
630-20-6	1,1,1,2-Tetrachloroethane	ND	2.0	0.26	ug/kg	
79-34-5	1,1,2,2-Tetrachloroethane	ND	2.0	0.25	ug/kg	
127-18-4	Tetrachloroethene	ND	2.0	0.64	ug/kg	
108-88-3	Toluene	ND	1.0	0.55	ug/kg	
87-61-6	1,2,3-Trichlorobenzene	ND	5.0	1.0	ug/kg	
120-82-1	1,2,4-Trichlorobenzene	ND	5.0	1.0	ug/kg	
71-55-6	1,1,1-Trichloroethane	ND	2.0	0.58	ug/kg	
79-00-5	1,1,2-Trichloroethane	ND	2.0	0.42	ug/kg	
79-01-6	Trichloroethene	ND	1.0	0.55	ug/kg	
75-69-4	Trichlorofluoromethane	ND	5.0	0.48	ug/kg	
96-18-4	1,2,3-Trichloropropane	ND	5.0	0.52	ug/kg	
95-63-6	1,2,4-Trimethylbenzene	ND	2.0	1.0	ug/kg	
108-67-8	1,3,5-Trimethylbenzene	ND	2.0	1.0	ug/kg	
75-01-4	Vinyl chloride	ND	2.0	0.77	ug/kg	
	m,p-Xylene	ND	1.0	0.55	ug/kg	
95-47-6	o-Xylene	ND	1.0	0.25	ug/kg	
1330-20-7	Xylene (total)	ND	1.0	0.25	ug/kg	

CAS No.	Surrogate Recoveries	Limits	
1868-53-7	Dibromofluoromethane	103%	72-129%
17060-07-0	1,2-Dichloroethane-D4	101%	73-132%
2037-26-5	Toluene-D8	104%	80-120%
460-00-4	4-Bromofluorobenzene	107%	77-125%

Method Blank Summary

Job Number: JC48237
Account: AGMINI Arcadis
Project: GE, Tell City, IN

Sample	File ID	DF	Analyzed	By	Prep Date	Prep Batch	Analytical Batch
VY7541-MB2	Y174698.D	1	08/05/17	PS	n/a	n/a	VY7541

The QC reported here applies to the following samples:

Method:

JC48288-3MS

CAS No.	Tentatively Identified Compounds	R. T.	Est. Conc.	Units	Q
	Total TIC, Volatile		0	ug/kg	

5.1.3
5

Blank Spike Summary

Job Number: JC48237
Account: AGMINI Arcadis
Project: GE, Tell City, IN

Sample	File ID	DF	Analyzed	By	Prep Date	Prep Batch	Analytical Batch
VY7541-BS	Y174669.D	1	08/04/17	PS	n/a	n/a	VY7541

The QC reported here applies to the following samples:

Method: SW846 8260C

JC48237-2, JC48237-3

CAS No.	Compound	Spike ug/kg	BSP ug/kg	BSP %	Limits
67-64-1	Acetone	200	178	89	45-144
71-43-2	Benzene	50	44.1	88	76-117
108-86-1	Bromobenzene	50	45.0	90	76-118
74-97-5	Bromochloromethane	50	47.6	95	82-121
75-27-4	Bromodichloromethane	50	44.2	88	76-121
75-25-2	Bromoform	50	46.5	93	78-129
74-83-9	Bromomethane	50	41.4	83	61-137
78-93-3	2-Butanone (MEK)	200	213	107	70-136
104-51-8	n-Butylbenzene	50	47.2	94	72-127
135-98-8	sec-Butylbenzene	50	45.5	91	73-128
98-06-6	tert-Butylbenzene	50	46.1	92	75-127
56-23-5	Carbon tetrachloride	50	42.4	85	74-139
108-90-7	Chlorobenzene	50	44.2	88	80-118
75-00-3	Chloroethane	50	42.3	85	63-133
67-66-3	Chloroform	50	44.4	89	79-125
74-87-3	Chloromethane	50	41.9	84	56-138
95-49-8	o-Chlorotoluene	50	45.9	92	74-121
106-43-4	p-Chlorotoluene	50	45.1	90	74-117
96-12-8	1,2-Dibromo-3-chloropropane	50	43.0	86	76-125
124-48-1	Dibromochloromethane	50	46.2	92	78-125
106-93-4	1,2-Dibromoethane	50	46.6	93	77-120
95-50-1	1,2-Dichlorobenzene	50	45.8	92	77-119
541-73-1	1,3-Dichlorobenzene	50	45.2	90	75-117
106-46-7	1,4-Dichlorobenzene	50	44.4	89	76-116
75-71-8	Dichlorodifluoromethane	50	38.6	77	47-152
75-34-3	1,1-Dichloroethane	50	47.3	95	75-124
107-06-2	1,2-Dichloroethane	50	45.0	90	72-132
75-35-4	1,1-Dichloroethene	50	42.9	86	71-134
156-59-2	cis-1,2-Dichloroethene	50	44.7	89	73-116
156-60-5	trans-1,2-Dichloroethene	50	46.6	93	73-124
78-87-5	1,2-Dichloropropane	50	45.1	90	78-118
142-28-9	1,3-Dichloropropane	50	47.6	95	77-116
594-20-7	2,2-Dichloropropane	50	44.5	89	63-140
563-58-6	1,1-Dichloropropene	50	46.9	94	79-127
10061-01-5	cis-1,3-Dichloropropene	50	46.3	93	79-120
10061-02-6	trans-1,3-Dichloropropene	50	45.6	91	77-121

* = Outside of Control Limits.

Blank Spike Summary

Job Number: JC48237
Account: AGMINI Arcadis
Project: GE, Tell City, IN

Sample	File ID	DF	Analyzed	By	Prep Date	Prep Batch	Analytical Batch
VY7541-BS	Y174669.D	1	08/04/17	PS	n/a	n/a	VY7541

The QC reported here applies to the following samples:

Method: SW846 8260C

JC48237-2, JC48237-3

CAS No.	Compound	Spike ug/kg	BSP ug/kg	BSP %	Limits
100-41-4	Ethylbenzene	50	43.6	87	77-118
87-68-3	Hexachlorobutadiene	50	43.8	88	66-133
98-82-8	Isopropylbenzene	50	42.7	85	72-129
99-87-6	p-Isopropyltoluene	50	45.1	90	74-129
1634-04-4	Methyl Tert Butyl Ether	50	42.7	85	73-119
108-10-1	4-Methyl-2-pentanone(MIBK)	200	183	92	72-133
74-95-3	Methylene bromide	50	45.4	91	82-123
75-09-2	Methylene chloride	50	44.8	90	72-120
91-20-3	Naphthalene	50	47.9	96	70-130
103-65-1	n-Propylbenzene	50	45.1	90	75-126
100-42-5	Styrene	50	44.6	89	79-118
630-20-6	1,1,1,2-Tetrachloroethane	50	44.8	90	75-126
79-34-5	1,1,2,2-Tetrachloroethane	50	46.5	93	72-120
127-18-4	Tetrachloroethene	50	43.3	87	70-132
108-88-3	Toluene	50	44.5	89	76-118
87-61-6	1,2,3-Trichlorobenzene	50	47.2	94	71-132
120-82-1	1,2,4-Trichlorobenzene	50	49.6	99	76-132
71-55-6	1,1,1-Trichloroethane	50	42.4	85	78-138
79-00-5	1,1,2-Trichloroethane	50	45.9	92	79-117
79-01-6	Trichloroethene	50	43.3	87	79-124
75-69-4	Trichlorofluoromethane	50	39.1	78	64-142
96-18-4	1,2,3-Trichloropropane	50	47.7	95	76-120
95-63-6	1,2,4-Trimethylbenzene	50	45.7	91	75-123
108-67-8	1,3,5-Trimethylbenzene	50	45.0	90	73-125
75-01-4	Vinyl chloride	50	42.2	84	55-139
	m,p-Xylene	100	86.0	86	79-119
95-47-6	o-Xylene	50	43.8	88	77-122
1330-20-7	Xylene (total)	150	130	87	79-120

CAS No.	Surrogate Recoveries	BSP	Limits
1868-53-7	Dibromofluoromethane	107%	72-129%
17060-07-0	1,2-Dichloroethane-D4	99%	73-132%
2037-26-5	Toluene-D8	103%	80-120%
460-00-4	4-Bromofluorobenzene	103%	77-125%

* = Outside of Control Limits.

Blank Spike Summary

Job Number: JC48237
Account: AGMINI Arcadis
Project: GE, Tell City, IN

Sample	File ID	DF	Analyzed	By	Prep Date	Prep Batch	Analytical Batch
VY7543-BS	Y174720.D	1	08/07/17	PS	n/a	n/a	VY7543

The QC reported here applies to the following samples:

Method: SW846 8260C

JC48237-1

CAS No.	Compound	Spike ug/kg	BSP ug/kg	BSP %	Limits
67-64-1	Acetone	200	135	68	45-144
71-43-2	Benzene	50	48.2	96	76-117
108-86-1	Bromobenzene	50	47.8	96	76-118
74-97-5	Bromochloromethane	50	48.2	96	82-121
75-27-4	Bromodichloromethane	50	45.5	91	76-121
75-25-2	Bromoform	50	45.7	91	78-129
74-83-9	Bromomethane	50	50.2	100	61-137
78-93-3	2-Butanone (MEK)	200	177	89	70-136
104-51-8	n-Butylbenzene	50	53.7	107	72-127
135-98-8	sec-Butylbenzene	50	52.0	104	73-128
98-06-6	tert-Butylbenzene	50	51.6	103	75-127
56-23-5	Carbon tetrachloride	50	49.7	99	74-139
108-90-7	Chlorobenzene	50	46.6	93	80-118
75-00-3	Chloroethane	50	55.2	110	63-133
67-66-3	Chloroform	50	47.7	95	79-125
74-87-3	Chloromethane	50	54.0	108	56-138
95-49-8	o-Chlorotoluene	50	50.1	100	74-121
106-43-4	p-Chlorotoluene	50	49.4	99	74-117
96-12-8	1,2-Dibromo-3-chloropropane	50	43.9	88	76-125
124-48-1	Dibromochloromethane	50	45.8	92	78-125
106-93-4	1,2-Dibromoethane	50	46.1	92	77-120
95-50-1	1,2-Dichlorobenzene	50	47.9	96	77-119
541-73-1	1,3-Dichlorobenzene	50	48.6	97	75-117
106-46-7	1,4-Dichlorobenzene	50	46.6	93	76-116
75-71-8	Dichlorodifluoromethane	50	58.0	116	47-152
75-34-3	1,1-Dichloroethane	50	51.8	104	75-124
107-06-2	1,2-Dichloroethane	50	45.6	91	72-132
75-35-4	1,1-Dichloroethene	50	51.3	103	71-134
156-59-2	cis-1,2-Dichloroethene	50	47.4	95	73-116
156-60-5	trans-1,2-Dichloroethene	50	51.4	103	73-124
78-87-5	1,2-Dichloropropane	50	47.7	95	78-118
142-28-9	1,3-Dichloropropane	50	47.7	95	77-116
594-20-7	2,2-Dichloropropane	50	49.5	99	63-140
563-58-6	1,1-Dichloropropene	50	52.4	105	79-127
10061-01-5	cis-1,3-Dichloropropene	50	47.6	95	79-120
10061-02-6	trans-1,3-Dichloropropene	50	45.9	92	77-121

* = Outside of Control Limits.

Blank Spike Summary

Job Number: JC48237
Account: AGMINI Arcadis
Project: GE, Tell City, IN

Sample	File ID	DF	Analyzed	By	Prep Date	Prep Batch	Analytical Batch
VY7543-BS	Y174720.D	1	08/07/17	PS	n/a	n/a	VY7543

The QC reported here applies to the following samples:

Method: SW846 8260C

JC48237-1

CAS No.	Compound	Spike ug/kg	BSP ug/kg	BSP %	Limits
100-41-4	Ethylbenzene	50	47.4	95	77-118
87-68-3	Hexachlorobutadiene	50	47.7	95	66-133
98-82-8	Isopropylbenzene	50	47.4	95	72-129
99-87-6	p-Isopropyltoluene	50	50.7	101	74-129
1634-04-4	Methyl Tert Butyl Ether	50	42.9	86	73-119
108-10-1	4-Methyl-2-pentanone(MIBK)	200	177	89	72-133
74-95-3	Methylene bromide	50	44.9	90	82-123
75-09-2	Methylene chloride	50	46.9	94	72-120
91-20-3	Naphthalene	50	49.3	99	70-130
103-65-1	n-Propylbenzene	50	51.1	102	75-126
100-42-5	Styrene	50	47.0	94	79-118
630-20-6	1,1,1,2-Tetrachloroethane	50	46.1	92	75-126
79-34-5	1,1,2,2-Tetrachloroethane	50	46.2	92	72-120
127-18-4	Tetrachloroethene	50	47.4	95	70-132
108-88-3	Toluene	50	48.5	97	76-118
87-61-6	1,2,3-Trichlorobenzene	50	49.8	100	71-132
120-82-1	1,2,4-Trichlorobenzene	50	53.6	107	76-132
71-55-6	1,1,1-Trichloroethane	50	49.3	99	78-138
79-00-5	1,1,2-Trichloroethane	50	45.5	91	79-117
79-01-6	Trichloroethene	50	47.7	95	79-124
75-69-4	Trichlorofluoromethane	50	54.9	110	64-142
96-18-4	1,2,3-Trichloropropane	50	46.8	94	76-120
95-63-6	1,2,4-Trimethylbenzene	50	50.4	101	75-123
108-67-8	1,3,5-Trimethylbenzene	50	49.9	100	73-125
75-01-4	Vinyl chloride	50	56.1	112	55-139
	m,p-Xylene	100	94.8	95	79-119
95-47-6	o-Xylene	50	47.4	95	77-122
1330-20-7	Xylene (total)	150	142	95	79-120

CAS No.	Surrogate Recoveries	BSP	Limits
1868-53-7	Dibromofluoromethane	107%	72-129%
17060-07-0	1,2-Dichloroethane-D4	99%	73-132%
2037-26-5	Toluene-D8	103%	80-120%
460-00-4	4-Bromofluorobenzene	105%	77-125%

* = Outside of Control Limits.

Matrix Spike Summary

Job Number: JC48237
Account: AGMINI Arcadis
Project: GE, Tell City, IN

Sample	File ID	DF	Analyzed	By	Prep Date	Prep Batch	Analytical Batch
JC48288-3MS	Y174700.D	1	08/05/17	PS	n/a	n/a	VY7541
JC48288-3	Y174673.D	1	08/04/17	PS	n/a	n/a	VY7541

The QC reported here applies to the following samples:

Method: SW846 8260C

JC48237-2, JC48237-3

CAS No.	Compound	JC48288-3 ug/kg	Spike Q	ug/kg	MS ug/kg	MS %	Limits
67-64-1	Acetone	ND		171	169	99	10-170
71-43-2	Benzene	ND		42.8	42.9	100	51-129
108-86-1	Bromobenzene	ND		42.8	42.8	100	43-131
74-97-5	Bromochloromethane	ND		42.8	43.0	100	57-128
75-27-4	Bromodichloromethane	ND		42.8	40.7	95	48-134
75-25-2	Bromoform	ND		42.8	40.9	96	45-135
74-83-9	Bromomethane	ND		42.8	39.1	91	26-142
78-93-3	2-Butanone (MEK)	ND		171	197	115	30-151
104-51-8	n-Butylbenzene	ND		42.8	48.0	112	14-154
135-98-8	sec-Butylbenzene	ND		42.8	46.9	110	25-151
98-06-6	tert-Butylbenzene	ND		42.8	46.9	110	32-150
56-23-5	Carbon tetrachloride	ND		42.8	43.8	102	47-146
108-90-7	Chlorobenzene	ND		42.8	42.2	99	48-133
75-00-3	Chloroethane	ND		42.8	42.7	100	22-143
67-66-3	Chloroform	ND		42.8	42.2	99	56-133
74-87-3	Chloromethane	ND		42.8	42.1	98	41-137
95-49-8	o-Chlorotoluene	ND		42.8	44.6	104	38-137
106-43-4	p-Chlorotoluene	ND		42.8	44.0	103	37-134
96-12-8	1,2-Dibromo-3-chloropropane	ND		42.8	39.4	92	40-131
124-48-1	Dibromochloromethane	ND		42.8	42.5	99	52-130
106-93-4	1,2-Dibromoethane	ND		42.8	42.1	98	50-124
95-50-1	1,2-Dichlorobenzene	ND		42.8	43.5	102	36-134
541-73-1	1,3-Dichlorobenzene	ND		42.8	43.3	101	35-133
106-46-7	1,4-Dichlorobenzene	ND		42.8	42.0	98	35-133
75-71-8	Dichlorodifluoromethane	ND		42.8	44.7	104	31-144
75-34-3	1,1-Dichloroethane	ND		42.8	45.3	106	54-133
107-06-2	1,2-Dichloroethane	ND		42.8	40.9	96	53-130
75-35-4	1,1-Dichloroethene	ND		42.8	45.5	106	48-141
156-59-2	cis-1,2-Dichloroethene	ND		42.8	42.2	99	47-127
156-60-5	trans-1,2-Dichloroethene	ND		42.8	45.7	107	47-134
78-87-5	1,2-Dichloropropane	ND		42.8	42.9	100	55-126
142-28-9	1,3-Dichloropropane	ND		42.8	43.1	101	54-120
594-20-7	2,2-Dichloropropane	ND		42.8	45.7	107	35-141
563-58-6	1,1-Dichloropropene	ND		42.8	47.6	111	47-140
10061-01-5	cis-1,3-Dichloropropene	ND		42.8	42.4	99	49-128
10061-02-6	trans-1,3-Dichloropropene	ND		42.8	42.5	99	45-128

* = Outside of Control Limits.

Matrix Spike Summary

Job Number: JC48237
Account: AGMINI Arcadis
Project: GE, Tell City, IN

Sample	File ID	DF	Analyzed	By	Prep Date	Prep Batch	Analytical Batch
JC48288-3MS	Y174700.D	1	08/05/17	PS	n/a	n/a	VY7541
JC48288-3	Y174673.D	1	08/04/17	PS	n/a	n/a	VY7541

The QC reported here applies to the following samples:

Method: SW846 8260C

JC48237-2, JC48237-3

CAS No.	Compound	JC48288-3 ug/kg	Spike Q	ug/kg	MS ug/kg	MS %	Limits
100-41-4	Ethylbenzene	ND		42.8	42.6	100	40-136
87-68-3	Hexachlorobutadiene	ND		42.8	43.1	101	10-161
98-82-8	Isopropylbenzene	ND		42.8	42.4	99	37-145
99-87-6	p-Isopropyltoluene	ND		42.8	45.5	106	26-151
1634-04-4	Methyl Tert Butyl Ether	ND		42.8	38.3	90	55-119
108-10-1	4-Methyl-2-pentanone(MIBK)	ND		171	159	93	38-141
74-95-3	Methylene bromide	ND		42.8	40.5	95	55-127
75-09-2	Methylene chloride	ND		42.8	42.8	100	51-125
91-20-3	Naphthalene	ND		42.8	46.4	108	16-149
103-65-1	n-Propylbenzene	ND		42.8	45.8	107	29-150
100-42-5	Styrene	ND		42.8	41.8	98	41-137
630-20-6	1,1,1,2-Tetrachloroethane	ND		42.8	42.3	99	49-136
79-34-5	1,1,2,2-Tetrachloroethane	ND		42.8	42.2	99	35-136
127-18-4	Tetrachloroethene	ND		42.8	43.8	102	27-171
108-88-3	Toluene	ND		42.8	43.8	102	46-131
87-61-6	1,2,3-Trichlorobenzene	ND		42.8	46.2	108	12-148
120-82-1	1,2,4-Trichlorobenzene	ND		42.8	48.5	113	16-151
71-55-6	1,1,1-Trichloroethane	ND		42.8	43.1	101	54-144
79-00-5	1,1,2-Trichloroethane	ND		42.8	41.6	97	52-124
79-01-6	Trichloroethene	ND		42.8	42.7	100	45-145
75-69-4	Trichlorofluoromethane	ND		42.8	42.2	99	44-139
96-18-4	1,2,3-Trichloropropane	ND		42.8	41.2	96	42-135
95-63-6	1,2,4-Trimethylbenzene	ND		42.8	44.8	105	31-146
108-67-8	1,3,5-Trimethylbenzene	ND		42.8	44.4	104	33-144
75-01-4	Vinyl chloride	ND		42.8	45.4	106	38-139
	m,p-Xylene	ND		85.6	84.2	98	39-138
95-47-6	o-Xylene	ND		42.8	42.2	99	42-139
1330-20-7	Xylene (total)	ND		128	126	98	40-139

CAS No.	Surrogate Recoveries	MS	JC48288-3	Limits
1868-53-7	Dibromofluoromethane	106%	108%	72-129%
17060-07-0	1,2-Dichloroethane-D4	99%	104%	73-132%
2037-26-5	Toluene-D8	105%	102%	80-120%
460-00-4	4-Bromofluorobenzene	103%	106%	77-125%

* = Outside of Control Limits.

5.3.1
 5

Matrix Spike Summary

Job Number: JC48237
Account: AGMINI Arcadis
Project: GE, Tell City, IN

Sample	File ID	DF	Analyzed	By	Prep Date	Prep Batch	Analytical Batch
JC48385-2MS	Y174729.D	1	08/07/17	PS	n/a	n/a	VY7543
JC48385-2	Y174723.D	1	08/07/17	PS	n/a	n/a	VY7543

The QC reported here applies to the following samples:

Method: SW846 8260C

JC48237-1

CAS No.	Compound	JC48385-2 ug/kg	Spike Q	ug/kg	MS ug/kg	MS %	Limits
67-64-1	Acetone	9.6	J	184	140	71	10-170
71-43-2	Benzene	ND		46	32.2	70	51-129
108-86-1	Bromobenzene	ND		46	27.1	59	43-131
74-97-5	Bromochloromethane	ND		46	35.1	76	57-128
75-27-4	Bromodichloromethane	ND		46	31.5	68	48-134
75-25-2	Bromoform	ND		46	30.0	65	45-135
74-83-9	Bromomethane	ND		46	33.2	72	26-142
78-93-3	2-Butanone (MEK)	ND		184	150	81	30-151
104-51-8	n-Butylbenzene	ND		46	23.7	52	14-154
135-98-8	sec-Butylbenzene	ND		46	25.8	56	25-151
98-06-6	tert-Butylbenzene	ND		46	27.8	60	32-150
56-23-5	Carbon tetrachloride	ND		46	32.8	71	47-146
108-90-7	Chlorobenzene	ND		46	28.0	61	48-133
75-00-3	Chloroethane	ND		46	36.2	79	22-143
67-66-3	Chloroform	ND		46	33.9	74	56-133
74-87-3	Chloromethane	ND		46	35.2	76	41-137
95-49-8	o-Chlorotoluene	ND		46	27.8	60	38-137
106-43-4	p-Chlorotoluene	ND		46	25.8	56	37-134
96-12-8	1,2-Dibromo-3-chloropropane	ND		46	26.6	58	40-131
124-48-1	Dibromochloromethane	ND		46	31.6	69	52-130
106-93-4	1,2-Dibromoethane	ND		46	30.6	67	50-124
95-50-1	1,2-Dichlorobenzene	ND		46	25.0	54	36-134
541-73-1	1,3-Dichlorobenzene	ND		46	24.7	54	35-133
106-46-7	1,4-Dichlorobenzene	ND		46	23.2	50	35-133
75-71-8	Dichlorodifluoromethane	ND		46	36.9	80	31-144
75-34-3	1,1-Dichloroethane	ND		46	36.6	80	54-133
107-06-2	1,2-Dichloroethane	ND		46	33.0	72	53-130
75-35-4	1,1-Dichloroethene	ND		46	32.7	71	48-141
156-59-2	cis-1,2-Dichloroethene	ND		46	32.4	70	47-127
156-60-5	trans-1,2-Dichloroethene	ND		46	33.7	73	47-134
78-87-5	1,2-Dichloropropane	ND		46	33.5	73	55-126
142-28-9	1,3-Dichloropropane	ND		46	32.9	72	54-120
594-20-7	2,2-Dichloropropane	ND		46	36.1	78	35-141
563-58-6	1,1-Dichloropropene	ND		46	31.7	69	47-140
10061-01-5	cis-1,3-Dichloropropene	ND		46	31.0	67	49-128
10061-02-6	trans-1,3-Dichloropropene	ND		46	29.8	65	45-128

* = Outside of Control Limits.

5.3.2
 5

Matrix Spike Summary

Job Number: JC48237
Account: AGMINI Arcadis
Project: GE, Tell City, IN

Sample	File ID	DF	Analyzed	By	Prep Date	Prep Batch	Analytical Batch
JC48385-2MS	Y174729.D	1	08/07/17	PS	n/a	n/a	VY7543
JC48385-2	Y174723.D	1	08/07/17	PS	n/a	n/a	VY7543

The QC reported here applies to the following samples:

Method: SW846 8260C

JC48237-1

CAS No.	Compound	JC48385-2 ug/kg	Spike Q	MS ug/kg	MS %	Limits
100-41-4	Ethylbenzene	ND	46	28.0	61	40-136
87-68-3	Hexachlorobutadiene	ND	46	20.6	45	10-161
98-82-8	Isopropylbenzene	ND	46	26.0	57	37-145
99-87-6	p-Isopropyltoluene	ND	46	24.9	54	26-151
1634-04-4	Methyl Tert Butyl Ether	ND	46	32.5	71	55-119
108-10-1	4-Methyl-2-pentanone(MIBK)	ND	184	130	71	38-141
74-95-3	Methylene bromide	ND	46	32.0	70	55-127
75-09-2	Methylene chloride	ND	46	34.4	75	51-125
91-20-3	Naphthalene	ND	46	22.1	48	16-149
103-65-1	n-Propylbenzene	ND	46	26.5	58	29-150
100-42-5	Styrene	ND	46	27.3	59	41-137
630-20-6	1,1,1,2-Tetrachloroethane	ND	46	31.8	69	49-136
79-34-5	1,1,2,2-Tetrachloroethane	ND	46	31.9	69	35-136
127-18-4	Tetrachloroethene	ND	46	27.2	59	27-171
108-88-3	Toluene	ND	46	30.8	67	46-131
87-61-6	1,2,3-Trichlorobenzene	ND	46	18.8	41	12-148
120-82-1	1,2,4-Trichlorobenzene	ND	46	19.8	43	16-151
71-55-6	1,1,1-Trichloroethane	ND	46	33.3	72	54-144
79-00-5	1,1,2-Trichloroethane	ND	46	32.8	71	52-124
79-01-6	Trichloroethene	ND	46	28.9	63	45-145
75-69-4	Trichlorofluoromethane	ND	46	35.8	78	44-139
96-18-4	1,2,3-Trichloropropane	ND	46	32.7	71	42-135
95-63-6	1,2,4-Trimethylbenzene	ND	46	26.6	58	31-146
108-67-8	1,3,5-Trimethylbenzene	ND	46	26.5	58	33-144
75-01-4	Vinyl chloride	ND	46	36.1	78	38-139
	m,p-Xylene	ND	92	54.4	59	39-138
95-47-6	o-Xylene	ND	46	28.5	62	42-139
1330-20-7	Xylene (total)	ND	138	82.9	60	40-139

CAS No.	Surrogate Recoveries	MS	JC48385-2	Limits
1868-53-7	Dibromofluoromethane	109%	109%	72-129%
17060-07-0	1,2-Dichloroethane-D4	102%	104%	73-132%
2037-26-5	Toluene-D8	104%	102%	80-120%
460-00-4	4-Bromofluorobenzene	106%	111%	77-125%

* = Outside of Control Limits.

5.3.2
5

Duplicate Summary

Job Number: JC48237
Account: AGMINI Arcadis
Project: GE, Tell City, IN

Sample	File ID	DF	Analyzed	By	Prep Date	Prep Batch	Analytical Batch
JC48288-2DUP	Y174678.D	1	08/05/17	PS	n/a	n/a	VY7541
JC48288-2	Y174672.D	1	08/04/17	PS	n/a	n/a	VY7541

The QC reported here applies to the following samples:

Method: SW846 8260C

JC48237-2, JC48237-3

CAS No.	Compound	JC48288-2 ug/kg	DUP Q	ug/kg	Q	RPD	Limits
67-64-1	Acetone	ND		ND		nc	30
71-43-2	Benzene	ND		ND		nc	30
108-86-1	Bromobenzene	ND		ND		nc	30
74-97-5	Bromochloromethane	ND		ND		nc	30
75-27-4	Bromodichloromethane	ND		ND		nc	30
75-25-2	Bromoform	ND		ND		nc	30
74-83-9	Bromomethane	ND		ND		nc	30
78-93-3	2-Butanone (MEK)	ND		ND		nc	30
104-51-8	n-Butylbenzene	ND		ND		nc	30
135-98-8	sec-Butylbenzene	ND		ND		nc	30
98-06-6	tert-Butylbenzene	ND		ND		nc	30
56-23-5	Carbon tetrachloride	ND		ND		nc	30
108-90-7	Chlorobenzene	ND		ND		nc	30
75-00-3	Chloroethane	ND		ND		nc	30
67-66-3	Chloroform	ND		ND		nc	30
74-87-3	Chloromethane	ND		ND		nc	30
95-49-8	o-Chlorotoluene	ND		ND		nc	30
106-43-4	p-Chlorotoluene	ND		ND		nc	30
96-12-8	1,2-Dibromo-3-chloropropane	ND		ND		nc	30
124-48-1	Dibromochloromethane	ND		ND		nc	30
106-93-4	1,2-Dibromoethane	ND		ND		nc	30
95-50-1	1,2-Dichlorobenzene	ND		ND		nc	30
541-73-1	1,3-Dichlorobenzene	ND		ND		nc	30
106-46-7	1,4-Dichlorobenzene	ND		ND		nc	30
75-71-8	Dichlorodifluoromethane	ND		ND		nc	30
75-34-3	1,1-Dichloroethane	ND		ND		nc	30
107-06-2	1,2-Dichloroethane	ND		ND		nc	30
75-35-4	1,1-Dichloroethene	ND		ND		nc	30
156-59-2	cis-1,2-Dichloroethene	ND		ND		nc	30
156-60-5	trans-1,2-Dichloroethene	ND		ND		nc	30
78-87-5	1,2-Dichloropropane	ND		ND		nc	30
142-28-9	1,3-Dichloropropane	ND		ND		nc	30
594-20-7	2,2-Dichloropropane	ND		ND		nc	30
563-58-6	1,1-Dichloropropene	ND		ND		nc	30
10061-01-5	cis-1,3-Dichloropropene	ND		ND		nc	30
10061-02-6	trans-1,3-Dichloropropene	ND		ND		nc	30

* = Outside of Control Limits.

Duplicate Summary

Job Number: JC48237
Account: AGMINI Arcadis
Project: GE, Tell City, IN

Sample	File ID	DF	Analyzed	By	Prep Date	Prep Batch	Analytical Batch
JC48288-2DUP	Y174678.D	1	08/05/17	PS	n/a	n/a	VY7541
JC48288-2	Y174672.D	1	08/04/17	PS	n/a	n/a	VY7541

The QC reported here applies to the following samples:

Method: SW846 8260C

JC48237-2, JC48237-3

CAS No.	Compound	JC48288-2 ug/kg	DUP Q	ug/kg	Q	RPD	Limits
100-41-4	Ethylbenzene	ND		ND		nc	30
87-68-3	Hexachlorobutadiene	ND		ND		nc	30
98-82-8	Isopropylbenzene	ND		ND		nc	11
99-87-6	p-Isopropyltoluene	ND		ND		nc	30
1634-04-4	Methyl Tert Butyl Ether	ND		ND		nc	30
108-10-1	4-Methyl-2-pentanone(MIBK)	ND		ND		nc	30
74-95-3	Methylene bromide	ND		ND		nc	30
75-09-2	Methylene chloride	ND		ND		nc	30
91-20-3	Naphthalene	ND		ND		nc	30
103-65-1	n-Propylbenzene	ND		ND		nc	30
100-42-5	Styrene	ND		ND		nc	30
630-20-6	1,1,1,2-Tetrachloroethane	ND		ND		nc	30
79-34-5	1,1,2,2-Tetrachloroethane	ND		ND		nc	30
127-18-4	Tetrachloroethene	ND		ND		nc	30
108-88-3	Toluene	ND		ND		nc	30
87-61-6	1,2,3-Trichlorobenzene	ND		ND		nc	30
120-82-1	1,2,4-Trichlorobenzene	ND		ND		nc	30
71-55-6	1,1,1-Trichloroethane	ND		ND		nc	30
79-00-5	1,1,2-Trichloroethane	ND		ND		nc	30
79-01-6	Trichloroethene	ND		ND		nc	30
75-69-4	Trichlorofluoromethane	ND		ND		nc	30
96-18-4	1,2,3-Trichloropropane	ND		ND		nc	30
95-63-6	1,2,4-Trimethylbenzene	ND		ND		nc	30
108-67-8	1,3,5-Trimethylbenzene	ND		ND		nc	30
75-01-4	Vinyl chloride	ND		ND		nc	30
	m,p-Xylene	ND		ND		nc	30
95-47-6	o-Xylene	ND		ND		nc	30
1330-20-7	Xylene (total)	ND		ND		nc	30

CAS No.	Surrogate Recoveries	DUP	JC48288-2	Limits
1868-53-7	Dibromofluoromethane	108%	108%	72-129%
17060-07-0	1,2-Dichloroethane-D4	104%	104%	73-132%
2037-26-5	Toluene-D8	103%	102%	80-120%
460-00-4	4-Bromofluorobenzene	107%	105%	77-125%

* = Outside of Control Limits.

5.4.1
 5

Duplicate Summary

Job Number: JC48237
Account: AGMINI Arcadis
Project: GE, Tell City, IN

Sample	File ID	DF	Analyzed	By	Prep Date	Prep Batch	Analytical Batch
JC48385-1DUP	Y174726.D	1	08/07/17	PS	n/a	n/a	VY7543
JC48385-1 ^a	Y174722.D	1	08/07/17	PS	n/a	n/a	VY7543

The QC reported here applies to the following samples:

Method: SW846 8260C

JC48237-1

CAS No.	Compound	JC48385-1 ug/kg	DUP Q	ug/kg	Q	RPD	Limits
67-64-1	Acetone	10.0		11.0		10	30
71-43-2	Benzene	ND		ND		nc	30
108-86-1	Bromobenzene	ND		ND		nc	30
74-97-5	Bromochloromethane	ND		ND		nc	30
75-27-4	Bromodichloromethane	ND		ND		nc	30
75-25-2	Bromoform	ND		ND		nc	30
74-83-9	Bromomethane	ND		ND		nc	30
78-93-3	2-Butanone (MEK)	ND		ND		nc	30
104-51-8	n-Butylbenzene	ND		ND		nc	30
135-98-8	sec-Butylbenzene	ND		ND		nc	30
98-06-6	tert-Butylbenzene	ND		ND		nc	30
56-23-5	Carbon tetrachloride	ND		ND		nc	30
108-90-7	Chlorobenzene	ND		ND		nc	30
75-00-3	Chloroethane	ND		ND		nc	30
67-66-3	Chloroform	ND		ND		nc	30
74-87-3	Chloromethane	ND		ND		nc	30
95-49-8	o-Chlorotoluene	ND		ND		nc	30
106-43-4	p-Chlorotoluene	ND		ND		nc	30
96-12-8	1,2-Dibromo-3-chloropropane	ND		ND		nc	30
124-48-1	Dibromochloromethane	ND		ND		nc	30
106-93-4	1,2-Dibromoethane	ND		ND		nc	30
95-50-1	1,2-Dichlorobenzene	ND		ND		nc	30
541-73-1	1,3-Dichlorobenzene	ND		ND		nc	30
106-46-7	1,4-Dichlorobenzene	ND		ND		nc	30
75-71-8	Dichlorodifluoromethane	6.4		27.4		124* ^b	30
75-34-3	1,1-Dichloroethane	ND		ND		nc	30
107-06-2	1,2-Dichloroethane	ND		ND		nc	30
75-35-4	1,1-Dichloroethene	ND		ND		nc	30
156-59-2	cis-1,2-Dichloroethene	ND		ND		nc	30
156-60-5	trans-1,2-Dichloroethene	ND		ND		nc	30
78-87-5	1,2-Dichloropropane	ND		ND		nc	30
142-28-9	1,3-Dichloropropane	ND		ND		nc	30
594-20-7	2,2-Dichloropropane	ND		ND		nc	30
563-58-6	1,1-Dichloropropene	ND		ND		nc	30
10061-01-5	cis-1,3-Dichloropropene	ND		ND		nc	30
10061-02-6	trans-1,3-Dichloropropene	ND		ND		nc	30

* = Outside of Control Limits.

Duplicate Summary

Job Number: JC48237
Account: AGMINI Arcadis
Project: GE, Tell City, IN

Sample	File ID	DF	Analyzed	By	Prep Date	Prep Batch	Analytical Batch
JC48385-1DUP	Y174726.D	1	08/07/17	PS	n/a	n/a	VY7543
JC48385-1 ^a	Y174722.D	1	08/07/17	PS	n/a	n/a	VY7543

The QC reported here applies to the following samples:

Method: SW846 8260C

JC48237-1

CAS No.	Compound	JC48385-1 ug/kg	DUP Q ug/kg	Q	RPD	Limits
100-41-4	Ethylbenzene	ND	ND		nc	30
87-68-3	Hexachlorobutadiene	ND	ND		nc	30
98-82-8	Isopropylbenzene	ND	ND		nc	11
99-87-6	p-Isopropyltoluene	ND	ND		nc	30
1634-04-4	Methyl Tert Butyl Ether	ND	ND		nc	30
108-10-1	4-Methyl-2-pentanone(MIBK)	ND	ND		nc	30
74-95-3	Methylene bromide	ND	ND		nc	30
75-09-2	Methylene chloride	ND	ND		nc	30
91-20-3	Naphthalene	ND	ND		nc	30
103-65-1	n-Propylbenzene	ND	ND		nc	30
100-42-5	Styrene	ND	ND		nc	30
630-20-6	1,1,1,2-Tetrachloroethane	ND	ND		nc	30
79-34-5	1,1,2,2-Tetrachloroethane	ND	ND		nc	30
127-18-4	Tetrachloroethene	ND	ND		nc	30
108-88-3	Toluene	ND	ND		nc	30
87-61-6	1,2,3-Trichlorobenzene	ND	ND		nc	30
120-82-1	1,2,4-Trichlorobenzene	ND	ND		nc	30
71-55-6	1,1,1-Trichloroethane	ND	ND		nc	30
79-00-5	1,1,2-Trichloroethane	ND	ND		nc	30
79-01-6	Trichloroethene	ND	ND		nc	30
75-69-4	Trichlorofluoromethane	ND	ND		nc	30
96-18-4	1,2,3-Trichloropropane	ND	ND		nc	30
95-63-6	1,2,4-Trimethylbenzene	ND	ND		nc	30
108-67-8	1,3,5-Trimethylbenzene	ND	ND		nc	30
75-01-4	Vinyl chloride	ND	ND		nc	30
	m,p-Xylene	ND	ND		nc	30
95-47-6	o-Xylene	ND	ND		nc	30
1330-20-7	Xylene (total)	ND	ND		nc	30

CAS No.	Surrogate Recoveries	DUP	JC48385-1	Limits
1868-53-7	Dibromofluoromethane	111%	107%	72-129%
17060-07-0	1,2-Dichloroethane-D4	108%	103%	73-132%
2037-26-5	Toluene-D8	102%	103%	80-120%
460-00-4	4-Bromofluorobenzene	108%	107%	77-125%

* = Outside of Control Limits.

5.4.2
 5

Duplicate Summary

Job Number: JC48237
Account: AGMINI Arcadis
Project: GE, Tell City, IN

Sample	File ID	DF	Analyzed	By	Prep Date	Prep Batch	Analytical Batch
JC48385-1DUP	Y174726.D	1	08/07/17	PS	n/a	n/a	VY7543
JC48385-1 ^a	Y174722.D	1	08/07/17	PS	n/a	n/a	VY7543

The QC reported here applies to the following samples:

Method: SW846 8260C

JC48237-1

- (a) Sample received outside the holding time and data reported per client's request.
- (b) High RPD due to possible sample nonhomogeneity.

* = Outside of Control Limits.

Instrument Performance Check (BFB)

Job Number: JC48237
Account: AGMINI Arcadis
Project: GE, Tell City, IN

Sample: VY7515-BFB	Injection Date: 07/11/17
Lab File ID: Y173952.D	Injection Time: 12:51
Instrument ID: GCMSY	

m/e	Ion Abundance Criteria	Raw Abundance	% Relative Abundance	Pass/Fail
50	15.0 - 40.0% of mass 95	15687	18.9	Pass
75	30.0 - 60.0% of mass 95	40602	49.0	Pass
95	Base peak, 100% relative abundance	82890	100.0	Pass
96	5.0 - 9.0% of mass 95	5816	7.02	Pass
173	Less than 2.0% of mass 174	0	0.00 (0.00) ^a	Pass
174	50.0 - 120.0% of mass 95	82154	99.1	Pass
175	5.0 - 9.0% of mass 174	6905	8.33 (8.40) ^a	Pass
176	95.0 - 101.0% of mass 174	81026	97.8 (98.6) ^a	Pass
177	5.0 - 9.0% of mass 176	5363	6.47 (6.62) ^b	Pass

(a) Value is % of mass 174

(b) Value is % of mass 176

This check applies to the following Samples, MS, MSD, Blanks, and Standards:

Lab Sample ID	Lab File ID	Date Analyzed	Time Analyzed	Hours Lapsed	Client Sample ID
VY7515-IC7515	Y173953.D	07/11/17	13:23	00:32	Initial cal 0.2
VY7515-IC7515	Y173954.D	07/11/17	13:52	01:01	Initial cal 0.5
VY7515-IC7515	Y173955.D	07/11/17	14:21	01:30	Initial cal 1
VY7515-IC7515	Y173956.D	07/11/17	14:49	01:58	Initial cal 2
VY7515-IC7515	Y173957.D	07/11/17	15:18	02:27	Initial cal 4
VY7515-IC7515	Y173958.D	07/11/17	15:46	02:55	Initial cal 8
VY7515-IC7515	Y173959.D	07/11/17	16:15	03:24	Initial cal 20
VY7515-ICC7515	Y173960.D	07/11/17	16:44	03:53	Initial cal 50
VY7515-IC7515	Y173961.D	07/11/17	17:12	04:21	Initial cal 100
VY7515-IC7515	Y173962.D	07/11/17	17:41	04:50	Initial cal 200
VY7515-ICV7515	Y173965.D	07/11/17	19:07	06:16	Initial cal verification 50
VY7515-ICV7515	Y173966.D	07/11/17	19:36	06:45	Initial cal verification 50

5.5.1
5

Instrument Performance Check (BFB)

Job Number: JC48237
Account: AGMINI Arcadis
Project: GE, Tell City, IN

Sample: VY7541-BFB	Injection Date: 08/04/17
Lab File ID: Y174666A.D	Injection Time: 18:25
Instrument ID: GCMSY	

m/e	Ion Abundance Criteria	Raw Abundance	% Relative Abundance	Pass/Fail
50	15.0 - 40.0% of mass 95	25955	18.9	Pass
75	30.0 - 60.0% of mass 95	64880	47.3	Pass
95	Base peak, 100% relative abundance	137197	100.0	Pass
96	5.0 - 9.0% of mass 95	9040	6.59	Pass
173	Less than 2.0% of mass 174	0	0.00 (0.00) ^a	Pass
174	50.0 - 120.0% of mass 95	130595	95.2	Pass
175	5.0 - 9.0% of mass 174	10517	7.67 (8.05) ^a	Pass
176	95.0 - 101.0% of mass 174	129029	94.0 (98.8) ^a	Pass
177	5.0 - 9.0% of mass 176	8107	5.91 (6.28) ^b	Pass

(a) Value is % of mass 174

(b) Value is % of mass 176

This check applies to the following Samples, MS, MSD, Blanks, and Standards:

Lab Sample ID	Lab File ID	Date Analyzed	Time Analyzed	Hours Lapsed	Client Sample ID
VY7541-CC7515	Y174666.D	08/04/17	18:25	00:00	Continuing cal 50
VY7541-MB	Y174668.D	08/04/17	19:24	00:59	Method Blank
VY7541-BS	Y174669.D	08/04/17	19:53	01:28	Blank Spike
ZZZZZZ	Y174671.D	08/04/17	21:27	03:02	(unrelated sample)
JC48288-2	Y174672.D	08/04/17	21:55	03:30	(used for QC only; not part of job JC48237)
JC48288-3	Y174673.D	08/04/17	22:23	03:58	(used for QC only; not part of job JC48237)
ZZZZZZ	Y174674.D	08/04/17	22:51	04:26	(unrelated sample)
ZZZZZZ	Y174675.D	08/04/17	23:19	04:54	(unrelated sample)
JC48288-2DUP	Y174678.D	08/05/17	00:44	06:19	Duplicate
JC48237-2	Y174681.D	08/05/17	02:08	07:43	SED-2
JC48237-3	Y174682.D	08/05/17	02:36	08:11	SED-3
ZZZZZZ	Y174683.D	08/05/17	03:05	08:40	(unrelated sample)
ZZZZZZ	Y174684.D	08/05/17	03:33	09:08	(unrelated sample)
ZZZZZZ	Y174685.D	08/05/17	04:01	09:36	(unrelated sample)

5.5.2
5

Instrument Performance Check (BFB)

Job Number: JC48237
Account: AGMINI Arcadis
Project: GE, Tell City, IN

Sample: VY7542-BFB	Injection Date: 08/05/17
Lab File ID: Y174697A.D	Injection Time: 11:15
Instrument ID: GCMSY	

m/e	Ion Abundance Criteria	Raw Abundance	% Relative Abundance	Pass/Fail
50	15.0 - 40.0% of mass 95	19981	18.4	Pass
75	30.0 - 60.0% of mass 95	52027	47.9	Pass
95	Base peak, 100% relative abundance	108595	100.0	Pass
96	5.0 - 9.0% of mass 95	7168	6.60	Pass
173	Less than 2.0% of mass 174	0	0.00 (0.00) ^a	Pass
174	50.0 - 120.0% of mass 95	105611	97.3	Pass
175	5.0 - 9.0% of mass 174	8145	7.50 (7.71) ^a	Pass
176	95.0 - 101.0% of mass 174	104347	96.1 (98.8) ^a	Pass
177	5.0 - 9.0% of mass 176	6765	6.23 (6.48) ^b	Pass

(a) Value is % of mass 174

(b) Value is % of mass 176

This check applies to the following Samples, MS, MSD, Blanks, and Standards:

Lab Sample ID	Lab File ID	Date Analyzed	Time Analyzed	Hours Lapsed	Client Sample ID
VY7542-CC7515	Y174697.D	08/05/17	11:15	00:00	Continuing cal 20
VY7542-MB	Y174698.D	08/05/17	12:16	01:01	Method Blank
VY7541-MB2	Y174698.D	08/05/17	12:16	01:01	Method Blank
VY7541-BS2	Y174699.D	08/05/17	12:50	01:35	Blank Spike
VY7542-BS	Y174699.D	08/05/17	12:50	01:35	Blank Spike
JC48288-3MS	Y174700.D	08/05/17	13:34	02:19	Matrix Spike
JC48275-6	Y174702.D	08/05/17	14:30	03:15	(used for QC only; not part of job JC48237)
JC48275-7	Y174703.D	08/05/17	14:58	03:43	(used for QC only; not part of job JC48237)
JC48275-6DUP	Y174704.D	08/05/17	15:26	04:11	Duplicate
JC48275-7MS	Y174705.D	08/05/17	15:54	04:39	Matrix Spike
ZZZZZZ	Y174710.D	08/05/17	16:51	05:36	(unrelated sample)
ZZZZZZ	Y174712.D	08/05/17	17:47	06:32	(unrelated sample)

5.5.3
 5

Instrument Performance Check (BFB)

Job Number: JC48237
Account: AGMINI Arcadis
Project: GE, Tell City, IN

Sample: VY7543-BFB	Injection Date: 08/07/17
Lab File ID: Y174718A.D	Injection Time: 08:47
Instrument ID: GCMSY	

m/e	Ion Abundance Criteria	Raw Abundance	% Relative Abundance	Pass/Fail
50	15.0 - 40.0% of mass 95	22213	18.6	Pass
75	30.0 - 60.0% of mass 95	58440	49.0	Pass
95	Base peak, 100% relative abundance	119256	100.0	Pass
96	5.0 - 9.0% of mass 95	7690	6.45	Pass
173	Less than 2.0% of mass 174	0	0.00 (0.00) ^a	Pass
174	50.0 - 120.0% of mass 95	114869	96.3	Pass
175	5.0 - 9.0% of mass 174	8918	7.48 (7.76) ^a	Pass
176	95.0 - 101.0% of mass 174	112160	94.0 (97.6) ^a	Pass
177	5.0 - 9.0% of mass 176	7464	6.26 (6.65) ^b	Pass

(a) Value is % of mass 174

(b) Value is % of mass 176

This check applies to the following Samples, MS, MSD, Blanks, and Standards:

Lab Sample ID	Lab File ID	Date Analyzed	Time Analyzed	Hours Lapsed	Client Sample ID
VY7543-CC7515	Y174718.D	08/07/17	08:47	00:00	Continuing cal 20
VY7543-MB	Y174719.D	08/07/17	09:27	00:40	Method Blank
VY7543-BS	Y174720.D	08/07/17	10:05	01:18	Blank Spike
JC48385-1	Y174722.D	08/07/17	11:10	02:23	(used for QC only; not part of job JC48237)
JC48385-2	Y174723.D	08/07/17	11:38	02:51	(used for QC only; not part of job JC48237)
ZZZZZZ	Y174724.D	08/07/17	12:06	03:19	(unrelated sample)
ZZZZZZ	Y174725.D	08/07/17	12:34	03:47	(unrelated sample)
JC48385-1DUP	Y174726.D	08/07/17	13:02	04:15	Duplicate
ZZZZZZ	Y174727.D	08/07/17	13:30	04:43	(unrelated sample)
JC48237-1	Y174728.D	08/07/17	13:58	05:11	SED-1
JC48385-2MS	Y174729.D	08/07/17	14:26	05:39	Matrix Spike
ZZZZZZ	Y174731.D	08/07/17	15:22	06:35	(unrelated sample)
ZZZZZZ	Y174732.D	08/07/17	15:50	07:03	(unrelated sample)
ZZZZZZ	Y174733.D	08/07/17	16:18	07:31	(unrelated sample)
ZZZZZZ	Y174734.D	08/07/17	16:46	07:59	(unrelated sample)
ZZZZZZ	Y174735.D	08/07/17	17:14	08:27	(unrelated sample)
ZZZZZZ	Y174736.D	08/07/17	17:42	08:55	(unrelated sample)
ZZZZZZ	Y174738.D	08/07/17	18:39	09:52	(unrelated sample)
ZZZZZZ	Y174740.D	08/07/17	19:35	10:48	(unrelated sample)
ZZZZZZ	Y174741.D	08/07/17	20:03	11:16	(unrelated sample)

5.5.4
5

Volatile Surrogate Recovery Summary

Job Number: JC48237
Account: AGMINI Arcadis
Project: GE, Tell City, IN

Method: SW846 8260C	Matrix: SO
----------------------------	-------------------

Samples and QC shown here apply to the above method

Lab Sample ID	Lab File ID	S1	S2	S3	S4
JC48237-1	Y174728.D	108	106	104	109
JC48237-2	Y174681.D	106	97	105	107
JC48237-3	Y174682.D	106	99	102	109
JC48288-2DUP	Y174678.D	108	104	103	107
JC48288-3MS	Y174700.D	106	99	105	103
JC48385-1DUP	Y174726.D	111	108	102	108
JC48385-2MS	Y174729.D	109	102	104	106
VY7541-BS	Y174669.D	107	99	103	103
VY7541-MB	Y174668.D	105	103	104	105
VY7543-BS	Y174720.D	107	99	103	105
VY7543-MB	Y174719.D	109	101	104	108
VY7541-MB2	Y174698.D	103	101	104	107

Surrogate Compounds	Recovery Limits
S1 = Dibromofluoromethane	72-129%
S2 = 1,2-Dichloroethane-D4	73-132%
S3 = Toluene-D8	80-120%
S4 = 4-Bromofluorobenzene	77-125%

5.6.1
5

GC Semi-volatiles

QC Data Summaries

Includes the following where applicable:

- Method Blank Summaries
- Blank Spike Summaries
- Matrix Spike and Duplicate Summaries
- Surrogate Recovery Summaries

Method Blank Summary

Job Number: JC48237
Account: AGMINI Arcadis
Project: GE, Tell City, IN

Sample	File ID	DF	Analyzed	By	Prep Date	Prep Batch	Analytical Batch
OP5044-MB1	EF173391.D	1	08/07/17	RK	08/06/17	OP5044	GEF6024

The QC reported here applies to the following samples:

Method: SW846 8082A

JC48237-1, JC48237-2, JC48237-3

CAS No.	Compound	Result	RL	MDL	Units	Q
12674-11-2	Aroclor 1016	ND	33	26	ug/kg	
11104-28-2	Aroclor 1221	ND	33	14	ug/kg	
11141-16-5	Aroclor 1232	ND	33	20	ug/kg	
53469-21-9	Aroclor 1242	ND	33	17	ug/kg	
12672-29-6	Aroclor 1248	ND	33	20	ug/kg	
11097-69-1	Aroclor 1254	ND	33	15	ug/kg	
11096-82-5	Aroclor 1260	ND	33	24	ug/kg	

CAS No.	Surrogate Recoveries	Limits	
877-09-8	Tetrachloro-m-xylene	64%	24-152%
877-09-8	Tetrachloro-m-xylene	77%	24-152%
2051-24-3	Decachlorobiphenyl	85%	10-166%
2051-24-3	Decachlorobiphenyl	90%	10-166%

6.1.1
6

Blank Spike Summary

Job Number: JC48237
Account: AGMINI Arcadis
Project: GE, Tell City, IN

Sample	File ID	DF	Analyzed	By	Prep Date	Prep Batch	Analytical Batch
OP5044-BS1	EF173392.D	1	08/07/17	RK	08/06/17	OP5044	GEF6024

The QC reported here applies to the following samples:

Method: SW846 8082A

JC48237-1, JC48237-2, JC48237-3

CAS No.	Compound	Spike ug/kg	BSP ug/kg	BSP %	Limits
12674-11-2	Aroclor 1016	133	114	85	61-146
11104-28-2	Aroclor 1221		ND		70-130
11141-16-5	Aroclor 1232		ND		70-130
53469-21-9	Aroclor 1242		ND		70-130
12672-29-6	Aroclor 1248		ND		70-130
11097-69-1	Aroclor 1254		ND		70-130
11096-82-5	Aroclor 1260	133	128	96	62-148

CAS No.	Surrogate Recoveries	BSP	Limits
877-09-8	Tetrachloro-m-xylene	73%	24-152%
877-09-8	Tetrachloro-m-xylene	83%	24-152%
2051-24-3	Decachlorobiphenyl	89%	10-166%
2051-24-3	Decachlorobiphenyl	99%	10-166%

* = Outside of Control Limits.

Matrix Spike/Matrix Spike Duplicate Summary

Job Number: JC48237
Account: AGMINI Arcadis
Project: GE, Tell City, IN

Sample	File ID	DF	Analyzed	By	Prep Date	Prep Batch	Analytical Batch
OP5044-MS	EF173397.D	1	08/08/17	RK	08/06/17	OP5044	GEF6024
OP5044-MSD	EF173398.D	1	08/08/17	RK	08/06/17	OP5044	GEF6024
JC48217-1	EF173396.D	1	08/07/17	RK	08/06/17	OP5044	GEF6024

The QC reported here applies to the following samples:

Method: SW846 8082A

JC48237-1, JC48237-2, JC48237-3

CAS No.	Compound	JC48217-1 ug/kg	Spike Q ug/kg	MS ug/kg	MS %	Spike ug/kg	MSD ug/kg	MSD %	RPD	Limits Rec/RPD
12674-11-2	Aroclor 1016	ND	185	180	97	182	173	95	4	24-178/46
11104-28-2	Aroclor 1221	ND		ND			ND		nc	70-130/50
11141-16-5	Aroclor 1232	ND		ND			ND		nc	70-130/50
53469-21-9	Aroclor 1242	ND		ND			ND		nc	70-130/50
12672-29-6	Aroclor 1248	ND		ND			ND		nc	70-130/50
11097-69-1	Aroclor 1254	ND		ND			ND		nc	70-130/50
11096-82-5	Aroclor 1260	ND	185	168	91	182	179	98	6	15-185/45

CAS No.	Surrogate Recoveries	MS	MSD	JC48217-1	Limits
877-09-8	Tetrachloro-m-xylene	76%	79%	73%	24-152%
877-09-8	Tetrachloro-m-xylene	84%	87%	77%	24-152%
2051-24-3	Decachlorobiphenyl	77%	89%	69%	10-166%
2051-24-3	Decachlorobiphenyl	75%	85%	71%	10-166%

* = Outside of Control Limits.

Semivolatle Surrogate Recovery Summary

Job Number: JC48237
Account: AGMINI Arcadis
Project: GE, Tell City, IN

Method: SW846 8082A	Matrix: SO
----------------------------	-------------------

Samples and QC shown here apply to the above method

Lab Sample ID	Lab File ID	S1 ^a	S1 ^b	S2 ^a	S2 ^b
JC48237-1	EF173400.D	69	79	73	71
JC48237-2	EF173401.D	74	85	80	81
JC48237-3	EF173406.D	59	68	74	80
OP5044-BS1	EF173392.D	73	83	89	99
OP5044-MB1	EF173391.D	64	77	85	90
OP5044-MS	EF173397.D	76	84	77	75
OP5044-MSD	EF173398.D	79	87	89	85

Surrogate Compounds	Recovery Limits
---------------------	-----------------

S1 = Tetrachloro-m-xylene	24-152%
S2 = Decachlorobiphenyl	10-166%

- (a) Recovery from GC signal #1
- (b) Recovery from GC signal #2

SGS ACCUTEST IS PART OF SGS, THE WORLD'S LEADING INSPECTION, VERIFICATION, TESTING AND CERTIFICATION COMPANY.



e-Hardcopy 2.0
Automated Report

Technical Report for

Arcadis

GE, 13th Street, Tell City, IN

IN000911

SGS Accutest Job Number: JC48817

Sampling Date: 08/10/17

Report to:

Arcadis
132 East Washington Suite 600
Indianapolis, IN 46204
Daniel.Petzold@Arcadis.com

ATTN: Daniel Petzold

Total number of pages in report: **40**



Test results contained within this data package meet the requirements of the National Environmental Laboratory Accreditation Program and/or state specific certification programs as applicable.

Nancy Cole
Laboratory Director

Client Service contact: Diane Komar 732-329-0200

Certifications: NJ(12129), NY(10983), CA, CT, FL, IL, IN, KS, KY, LA, MA, MD, ME, MN, NC, OH VAP (CL0056), AK (UST-103), AZ (AZ0786), PA, RI, SC, TX, UT, VA, WV, DoD ELAP (L-A-B L2248)

This report shall not be reproduced, except in its entirety, without the written approval of SGS Accutest.
Test results relate only to samples analyzed.

Table of Contents

-1-

Section 1: Sample Summary	3
Section 2: Summary of Hits	4
Section 3: Sample Results	5
3.1: JC48817-1: MW-2(081017)	6
3.2: JC48817-2: MW-3(081017)	9
3.3: JC48817-3: MW-1(081017)	13
3.4: JC48817-4: MW-4(081017)	16
Section 4: Misc. Forms	19
4.1: Chain of Custody	20
Section 5: GC/MS Volatiles - QC Data Summaries	23
5.1: Method Blank Summary	24
5.2: Blank Spike Summary	27
5.3: Matrix Spike/Matrix Spike Duplicate Summary	29
5.4: Instrument Performance Checks (BFB)	31
5.5: Surrogate Recovery Summaries	33
Section 6: GC Semi-volatiles - QC Data Summaries	34
6.1: Method Blank Summary	35
6.2: Blank Spike Summary	37
6.3: Blank Spike/Blank Spike Duplicate Summary	38
6.4: Matrix Spike/Matrix Spike Duplicate Summary	39
6.5: Surrogate Recovery Summaries	40

1

2

3

4

5

6



Sample Summary

Arcadis

Job No: JC48817

GE, 13th Street, Tell City, IN
 Project No: IN000911

Sample Number	Collected		Received	Matrix		Client Sample ID
	Date	Time By		Code	Type	
JC48817-1	08/10/17	08:00 CTK	08/11/17	AQ	Ground Water	MW-2(081017)
JC48817-2	08/10/17	08:15 CTK	08/11/17	AQ	Ground Water	MW-3(081017)
JC48817-3	08/10/17	08:40 CTK	08/11/17	AQ	Ground Water	MW-1(081017)
JC48817-3D	08/10/17	08:40 CTK	08/11/17	AQ	Water Dup/MSD	MW-1(081017)
JC48817-3S	08/10/17	08:40 CTK	08/11/17	AQ	Water Matrix Spike	MW-1(081017)
JC48817-4	08/10/17	08:50 CTK	08/11/17	AQ	Ground Water	MW-4(081017)

Summary of Hits

Job Number: JC48817
Account: Arcadis
Project: GE, 13th Street, Tell City, IN
Collected: 08/10/17

Lab Sample ID	Client Sample ID	Result/ Qual	RL	MDL	Units	Method
JC48817-1		MW-2(081017)				
	cis-1,2-Dichloroethene	2.3	1.0	0.50	ug/l	SW846 8260C
	Vinyl chloride	1.7	1.0	0.62	ug/l	SW846 8260C
JC48817-2		MW-3(081017)				
	Benzene	20.6	0.50	0.17	ug/l	SW846 8260C
	n-Butylbenzene	1.3 J	2.0	0.27	ug/l	SW846 8260C
	sec-Butylbenzene	0.76 J	2.0	0.27	ug/l	SW846 8260C
	Chlorobenzene	0.97 J	1.0	0.24	ug/l	SW846 8260C
	Chloroethane	3.9	1.0	0.59	ug/l	SW846 8260C
	1,1-Dichloroethane	1.7	1.0	0.21	ug/l	SW846 8260C
	Ethylbenzene	245	10	2.2	ug/l	SW846 8260C
	Isopropylbenzene	9.9	1.0	0.25	ug/l	SW846 8260C
	p-Isopropyltoluene	0.41 J	2.0	0.24	ug/l	SW846 8260C
	Methyl Tert Butyl Ether	1.0	1.0	0.25	ug/l	SW846 8260C
	Naphthalene	7.0	5.0	1.1	ug/l	SW846 8260C
	n-Propylbenzene	10.7	2.0	0.24	ug/l	SW846 8260C
	Toluene	7.3	1.0	0.25	ug/l	SW846 8260C
	1,2,4-Trimethylbenzene	56.8	2.0	0.24	ug/l	SW846 8260C
	1,3,5-Trimethylbenzene	15.4	2.0	0.20	ug/l	SW846 8260C
	m,p-Xylene	509	10	4.3	ug/l	SW846 8260C
	o-Xylene	117	1.0	0.22	ug/l	SW846 8260C
	Xylene (total)	626	10	2.2	ug/l	SW846 8260C
JC48817-3		MW-1(081017)				
	cis-1,2-Dichloroethene	0.54 J	1.0	0.50	ug/l	SW846 8260C
	trans-1,2-Dichloroethene	0.46 J	1.0	0.40	ug/l	SW846 8260C
	Methyl Tert Butyl Ether	0.54 J	1.0	0.25	ug/l	SW846 8260C
JC48817-4		MW-4(081017)				
	Benzene	0.32 J	0.50	0.17	ug/l	SW846 8260C
	1,1-Dichloroethane	0.38 J	1.0	0.21	ug/l	SW846 8260C
	cis-1,2-Dichloroethene	46.1	1.0	0.50	ug/l	SW846 8260C
	trans-1,2-Dichloroethene	0.43 J	1.0	0.40	ug/l	SW846 8260C
	Trichloroethene	0.29 J	1.0	0.27	ug/l	SW846 8260C
	Vinyl chloride	1.5	1.0	0.62	ug/l	SW846 8260C
	Aroclor 1254	0.96	0.52	0.26	ug/l	SW846 8082A

Sample Results

Report of Analysis

Report of Analysis

Client Sample ID: MW-2(081017)		Date Sampled: 08/10/17
Lab Sample ID: JC48817-1		Date Received: 08/11/17
Matrix: AQ - Ground Water		Percent Solids: n/a
Method: SW846 8260C		
Project: GE, 13th Street, Tell City, IN		

Run #	File ID	DF	Analyzed	By	Prep Date	Prep Batch	Analytical Batch
Run #1	2E135561.D	1	08/15/17 13:39	JP	n/a	n/a	V2E5920
Run #2							

Run #	Purge Volume
Run #1	5.0 ml
Run #2	

VOA 8260 List

CAS No.	Compound	Result	RL	MDL	Units	Q
67-64-1	Acetone	ND	10	5.0	ug/l	
71-43-2	Benzene	ND	0.50	0.17	ug/l	
108-86-1	Bromobenzene	ND	1.0	0.25	ug/l	
74-97-5	Bromochloromethane	ND	1.0	0.38	ug/l	
75-27-4	Bromodichloromethane	ND	1.0	0.22	ug/l	
75-25-2	Bromoform	ND	1.0	0.42	ug/l	
74-83-9	Bromomethane	ND	2.0	1.4	ug/l	
78-93-3	2-Butanone (MEK)	ND	10	4.8	ug/l	
104-51-8	n-Butylbenzene	ND	2.0	0.27	ug/l	
135-98-8	sec-Butylbenzene	ND	2.0	0.27	ug/l	
98-06-6	tert-Butylbenzene	ND	2.0	0.34	ug/l	
56-23-5	Carbon tetrachloride	ND	1.0	0.34	ug/l	
108-90-7	Chlorobenzene	ND	1.0	0.24	ug/l	
75-00-3	Chloroethane	ND	1.0	0.59	ug/l	
67-66-3	Chloroform	ND	1.0	0.29	ug/l	
74-87-3	Chloromethane	ND	1.0	0.53	ug/l	
95-49-8	o-Chlorotoluene	ND	2.0	0.30	ug/l	
106-43-4	p-Chlorotoluene	ND	2.0	0.24	ug/l	
96-12-8	1,2-Dibromo-3-chloropropane	ND	2.0	0.69	ug/l	
124-48-1	Dibromochloromethane	ND	1.0	0.16	ug/l	
106-93-4	1,2-Dibromoethane	ND	1.0	0.21	ug/l	
95-50-1	1,2-Dichlorobenzene	ND	1.0	0.50	ug/l	
541-73-1	1,3-Dichlorobenzene	ND	1.0	0.50	ug/l	
106-46-7	1,4-Dichlorobenzene	ND	1.0	0.50	ug/l	
75-71-8	Dichlorodifluoromethane	ND	2.0	1.9	ug/l	
75-34-3	1,1-Dichloroethane	ND	1.0	0.21	ug/l	
107-06-2	1,2-Dichloroethane	ND	1.0	0.20	ug/l	
75-35-4	1,1-Dichloroethene	ND	1.0	0.47	ug/l	
156-59-2	cis-1,2-Dichloroethene	2.3	1.0	0.50	ug/l	
156-60-5	trans-1,2-Dichloroethene	ND	1.0	0.40	ug/l	
78-87-5	1,2-Dichloropropane	ND	1.0	0.24	ug/l	
142-28-9	1,3-Dichloropropane	ND	1.0	0.28	ug/l	

ND = Not detected MDL = Method Detection Limit

RL = Reporting Limit

E = Indicates value exceeds calibration range

J = Indicates an estimated value

B = Indicates analyte found in associated method blank

N = Indicates presumptive evidence of a compound

Report of Analysis

Client Sample ID:	MW-2(081017)	Date Sampled:	08/10/17
Lab Sample ID:	JC48817-1	Date Received:	08/11/17
Matrix:	AQ - Ground Water	Percent Solids:	n/a
Method:	SW846 8260C		
Project:	GE, 13th Street, Tell City, IN		

VOA 8260 List

CAS No.	Compound	Result	RL	MDL	Units	Q
594-20-7	2,2-Dichloropropane	ND	1.0	0.30	ug/l	
563-58-6	1,1-Dichloropropene	ND	1.0	0.29	ug/l	
10061-01-5	cis-1,3-Dichloropropene	ND	1.0	0.25	ug/l	
10061-02-6	trans-1,3-Dichloropropene	ND	1.0	0.22	ug/l	
100-41-4	Ethylbenzene	ND	1.0	0.22	ug/l	
87-68-3	Hexachlorobutadiene	ND	2.0	0.34	ug/l	
98-82-8	Isopropylbenzene	ND	1.0	0.25	ug/l	
99-87-6	p-Isopropyltoluene	ND	2.0	0.24	ug/l	
1634-04-4	Methyl Tert Butyl Ether	ND	1.0	0.25	ug/l	
108-10-1	4-Methyl-2-pentanone(MIBK)	ND	5.0	3.0	ug/l	
74-95-3	Methylene bromide	ND	1.0	0.45	ug/l	
75-09-2	Methylene chloride	ND	2.0	1.0	ug/l	
91-20-3	Naphthalene	ND	5.0	1.1	ug/l	
103-65-1	n-Propylbenzene	ND	2.0	0.24	ug/l	
100-42-5	Styrene	ND	1.0	0.24	ug/l	
630-20-6	1,1,1,2-Tetrachloroethane	ND	1.0	0.19	ug/l	
79-34-5	1,1,2,2-Tetrachloroethane	ND	1.0	0.17	ug/l	
127-18-4	Tetrachloroethene	ND	1.0	0.50	ug/l	
108-88-3	Toluene	ND	1.0	0.25	ug/l	
87-61-6	1,2,3-Trichlorobenzene	ND	1.0	0.50	ug/l	
120-82-1	1,2,4-Trichlorobenzene	ND	1.0	0.50	ug/l	
71-55-6	1,1,1-Trichloroethane	ND	1.0	0.25	ug/l	
79-00-5	1,1,2-Trichloroethane	ND	1.0	0.24	ug/l	
79-01-6	Trichloroethene	ND	1.0	0.27	ug/l	
75-69-4	Trichlorofluoromethane	ND	2.0	0.60	ug/l	
96-18-4	1,2,3-Trichloropropane	ND	2.0	0.47	ug/l	
95-63-6	1,2,4-Trimethylbenzene	ND	2.0	0.24	ug/l	
108-67-8	1,3,5-Trimethylbenzene	ND	2.0	0.20	ug/l	
75-01-4	Vinyl chloride	1.7	1.0	0.62	ug/l	
	m,p-Xylene	ND	1.0	0.43	ug/l	
95-47-6	o-Xylene	ND	1.0	0.22	ug/l	
1330-20-7	Xylene (total)	ND	1.0	0.22	ug/l	

CAS No.	Surrogate Recoveries	Run# 1	Run# 2	Limits
1868-53-7	Dibromofluoromethane	107%		80-120%
17060-07-0	1,2-Dichloroethane-D4	111%		81-124%
2037-26-5	Toluene-D8	101%		80-120%
460-00-4	4-Bromofluorobenzene	104%		80-120%

ND = Not detected MDL = Method Detection Limit

RL = Reporting Limit

E = Indicates value exceeds calibration range

J = Indicates an estimated value

B = Indicates analyte found in associated method blank

N = Indicates presumptive evidence of a compound

Report of Analysis

3.1
3

Client Sample ID: MW-2(081017)		Date Sampled: 08/10/17
Lab Sample ID: JC48817-1		Date Received: 08/11/17
Matrix: AQ - Ground Water		Percent Solids: n/a
Method: SW846 8082A SW846 3510C		
Project: GE, 13th Street, Tell City, IN		

Run #1	File ID	DF	Analyzed	By	Prep Date	Prep Batch	Analytical Batch
Run #1	EF173873.D	1	08/19/17 00:38	RK	08/15/17 03:00	OP5353	GEF6032
Run #2							

Run #1	Initial Volume	Final Volume
Run #1	300 ml	2.0 ml
Run #2		

PCB List

CAS No.	Compound	Result	RL	MDL	Units	Q
12674-11-2	Aroclor 1016	ND	0.33	0.13	ug/l	
11104-28-2	Aroclor 1221	ND	0.33	0.28	ug/l	
11141-16-5	Aroclor 1232	ND	0.33	0.17	ug/l	
53469-21-9	Aroclor 1242	ND	0.33	0.15	ug/l	
12672-29-6	Aroclor 1248	ND	0.33	0.084	ug/l	
11097-69-1	Aroclor 1254	ND	0.33	0.28	ug/l	
11096-82-5	Aroclor 1260	ND	0.33	0.10	ug/l	

CAS No.	Surrogate Recoveries	Run# 1	Run# 2	Limits
877-09-8	Tetrachloro-m-xylene	62%		11-166%
877-09-8	Tetrachloro-m-xylene	62%		11-166%
2051-24-3	Decachlorobiphenyl	36%		10-150%
2051-24-3	Decachlorobiphenyl	32%		10-150%

ND = Not detected MDL = Method Detection Limit J = Indicates an estimated value
 RL = Reporting Limit B = Indicates analyte found in associated method blank
 E = Indicates value exceeds calibration range N = Indicates presumptive evidence of a compound

Report of Analysis

32
3

Client Sample ID: MW-3(081017)		
Lab Sample ID: JC48817-2		Date Sampled: 08/10/17
Matrix: AQ - Ground Water		Date Received: 08/11/17
Method: SW846 8260C		Percent Solids: n/a
Project: GE, 13th Street, Tell City, IN		

Run #	File ID	DF	Analyzed	By	Prep Date	Prep Batch	Analytical Batch
Run #1	2E135562.D	1	08/15/17 14:06	JP	n/a	n/a	V2E5920
Run #2	2E135563.D	10	08/15/17 14:34	JP	n/a	n/a	V2E5920

Run #	Purge Volume
Run #1	5.0 ml
Run #2	5.0 ml

VOA 8260 List

CAS No.	Compound	Result	RL	MDL	Units	Q
67-64-1	Acetone	ND	10	5.0	ug/l	
71-43-2	Benzene	20.6	0.50	0.17	ug/l	
108-86-1	Bromobenzene	ND	1.0	0.25	ug/l	
74-97-5	Bromochloromethane	ND	1.0	0.38	ug/l	
75-27-4	Bromodichloromethane	ND	1.0	0.22	ug/l	
75-25-2	Bromoform	ND	1.0	0.42	ug/l	
74-83-9	Bromomethane	ND	2.0	1.4	ug/l	
78-93-3	2-Butanone (MEK)	ND	10	4.8	ug/l	
104-51-8	n-Butylbenzene	1.3	2.0	0.27	ug/l	J
135-98-8	sec-Butylbenzene	0.76	2.0	0.27	ug/l	J
98-06-6	tert-Butylbenzene	ND	2.0	0.34	ug/l	
56-23-5	Carbon tetrachloride	ND	1.0	0.34	ug/l	
108-90-7	Chlorobenzene	0.97	1.0	0.24	ug/l	J
75-00-3	Chloroethane	3.9	1.0	0.59	ug/l	
67-66-3	Chloroform	ND	1.0	0.29	ug/l	
74-87-3	Chloromethane	ND	1.0	0.53	ug/l	
95-49-8	o-Chlorotoluene	ND	2.0	0.30	ug/l	
106-43-4	p-Chlorotoluene	ND	2.0	0.24	ug/l	
96-12-8	1,2-Dibromo-3-chloropropane	ND	2.0	0.69	ug/l	
124-48-1	Dibromochloromethane	ND	1.0	0.16	ug/l	
106-93-4	1,2-Dibromoethane	ND	1.0	0.21	ug/l	
95-50-1	1,2-Dichlorobenzene	ND	1.0	0.50	ug/l	
541-73-1	1,3-Dichlorobenzene	ND	1.0	0.50	ug/l	
106-46-7	1,4-Dichlorobenzene	ND	1.0	0.50	ug/l	
75-71-8	Dichlorodifluoromethane	ND	2.0	1.9	ug/l	
75-34-3	1,1-Dichloroethane	1.7	1.0	0.21	ug/l	
107-06-2	1,2-Dichloroethane	ND	1.0	0.20	ug/l	
75-35-4	1,1-Dichloroethene	ND	1.0	0.47	ug/l	
156-59-2	cis-1,2-Dichloroethene	ND	1.0	0.50	ug/l	
156-60-5	trans-1,2-Dichloroethene	ND	1.0	0.40	ug/l	
78-87-5	1,2-Dichloropropane	ND	1.0	0.24	ug/l	
142-28-9	1,3-Dichloropropane	ND	1.0	0.28	ug/l	

ND = Not detected MDL = Method Detection Limit J = Indicates an estimated value
 RL = Reporting Limit B = Indicates analyte found in associated method blank
 E = Indicates value exceeds calibration range N = Indicates presumptive evidence of a compound

Report of Analysis

Client Sample ID:	MW-3(081017)	Date Sampled:	08/10/17
Lab Sample ID:	JC48817-2	Date Received:	08/11/17
Matrix:	AQ - Ground Water	Percent Solids:	n/a
Method:	SW846 8260C		
Project:	GE, 13th Street, Tell City, IN		

VOA 8260 List

CAS No.	Compound	Result	RL	MDL	Units	Q
594-20-7	2,2-Dichloropropane	ND	1.0	0.30	ug/l	
563-58-6	1,1-Dichloropropene	ND	1.0	0.29	ug/l	
10061-01-5	cis-1,3-Dichloropropene	ND	1.0	0.25	ug/l	
10061-02-6	trans-1,3-Dichloropropene	ND	1.0	0.22	ug/l	
100-41-4	Ethylbenzene	245 ^a	10	2.2	ug/l	
87-68-3	Hexachlorobutadiene	ND	2.0	0.34	ug/l	
98-82-8	Isopropylbenzene	9.9	1.0	0.25	ug/l	
99-87-6	p-Isopropyltoluene	0.41	2.0	0.24	ug/l	J
1634-04-4	Methyl Tert Butyl Ether	1.0	1.0	0.25	ug/l	
108-10-1	4-Methyl-2-pentanone(MIBK)	ND	5.0	3.0	ug/l	
74-95-3	Methylene bromide	ND	1.0	0.45	ug/l	
75-09-2	Methylene chloride	ND	2.0	1.0	ug/l	
91-20-3	Naphthalene	7.0	5.0	1.1	ug/l	
103-65-1	n-Propylbenzene	10.7	2.0	0.24	ug/l	
100-42-5	Styrene	ND	1.0	0.24	ug/l	
630-20-6	1,1,1,2-Tetrachloroethane	ND	1.0	0.19	ug/l	
79-34-5	1,1,2,2-Tetrachloroethane	ND	1.0	0.17	ug/l	
127-18-4	Tetrachloroethene	ND	1.0	0.50	ug/l	
108-88-3	Toluene	7.3	1.0	0.25	ug/l	
87-61-6	1,2,3-Trichlorobenzene	ND	1.0	0.50	ug/l	
120-82-1	1,2,4-Trichlorobenzene	ND	1.0	0.50	ug/l	
71-55-6	1,1,1-Trichloroethane	ND	1.0	0.25	ug/l	
79-00-5	1,1,2-Trichloroethane	ND	1.0	0.24	ug/l	
79-01-6	Trichloroethene	ND	1.0	0.27	ug/l	
75-69-4	Trichlorofluoromethane	ND	2.0	0.60	ug/l	
96-18-4	1,2,3-Trichloropropane	ND	2.0	0.47	ug/l	
95-63-6	1,2,4-Trimethylbenzene	56.8	2.0	0.24	ug/l	
108-67-8	1,3,5-Trimethylbenzene	15.4	2.0	0.20	ug/l	
75-01-4	Vinyl chloride	ND	1.0	0.62	ug/l	
	m,p-Xylene	509 ^a	10	4.3	ug/l	
95-47-6	o-Xylene	117	1.0	0.22	ug/l	
1330-20-7	Xylene (total)	626 ^a	10	2.2	ug/l	

CAS No.	Surrogate Recoveries	Run# 1	Run# 2	Limits
1868-53-7	Dibromofluoromethane	106%	109%	80-120%
17060-07-0	1,2-Dichloroethane-D4	111%	113%	81-124%
2037-26-5	Toluene-D8	103%	102%	80-120%
460-00-4	4-Bromofluorobenzene	105%	106%	80-120%

ND = Not detected MDL = Method Detection Limit

RL = Reporting Limit

E = Indicates value exceeds calibration range

J = Indicates an estimated value

B = Indicates analyte found in associated method blank

N = Indicates presumptive evidence of a compound

Report of Analysis

Client Sample ID: MW-3(081017)	
Lab Sample ID: JC48817-2	Date Sampled: 08/10/17
Matrix: AQ - Ground Water	Date Received: 08/11/17
Method: SW846 8260C	Percent Solids: n/a
Project: GE, 13th Street, Tell City, IN	

VOA 8260 List

CAS No.	Compound	Result	RL	MDL	Units	Q
---------	----------	--------	----	-----	-------	---

(a) Result is from Run# 2

ND = Not detected MDL = Method Detection Limit
 RL = Reporting Limit

J = Indicates an estimated value
 B = Indicates analyte found in associated method blank
 N = Indicates presumptive evidence of a compound

Report of Analysis

32
3

Client Sample ID: MW-3(081017)		Date Sampled: 08/10/17
Lab Sample ID: JC48817-2		Date Received: 08/11/17
Matrix: AQ - Ground Water		Percent Solids: n/a
Method: SW846 8082A SW846 3510C		
Project: GE, 13th Street, Tell City, IN		

Run #1	File ID	DF	Analyzed	By	Prep Date	Prep Batch	Analytical Batch
Run #1	EF173878.D	1	08/19/17 02:43	RK	08/15/17 03:00	OP5353	GEF6032
Run #2							

Run #1	Initial Volume	Final Volume
Run #1	300 ml	2.0 ml
Run #2		

PCB List

CAS No.	Compound	Result	RL	MDL	Units	Q
12674-11-2	Aroclor 1016	ND	0.33	0.13	ug/l	
11104-28-2	Aroclor 1221	ND	0.33	0.28	ug/l	
11141-16-5	Aroclor 1232	ND	0.33	0.17	ug/l	
53469-21-9	Aroclor 1242	ND	0.33	0.15	ug/l	
12672-29-6	Aroclor 1248	ND	0.33	0.084	ug/l	
11097-69-1	Aroclor 1254	ND	0.33	0.28	ug/l	
11096-82-5	Aroclor 1260	ND	0.33	0.10	ug/l	

CAS No.	Surrogate Recoveries	Run# 1	Run# 2	Limits
877-09-8	Tetrachloro-m-xylene	116%		11-166%
877-09-8	Tetrachloro-m-xylene	72%		11-166%
2051-24-3	Decachlorobiphenyl	30%		10-150%
2051-24-3	Decachlorobiphenyl	30%		10-150%

ND = Not detected MDL = Method Detection Limit J = Indicates an estimated value
 RL = Reporting Limit B = Indicates analyte found in associated method blank
 E = Indicates value exceeds calibration range N = Indicates presumptive evidence of a compound

Report of Analysis

Client Sample ID: MW-1(081017)		
Lab Sample ID: JC48817-3		Date Sampled: 08/10/17
Matrix: AQ - Ground Water		Date Received: 08/11/17
Method: SW846 8260C		Percent Solids: n/a
Project: GE, 13th Street, Tell City, IN		

Run #	File ID	DF	Analyzed	By	Prep Date	Prep Batch	Analytical Batch
Run #1	2E135560.D	1	08/15/17 13:12	JP	n/a	n/a	V2E5920
Run #2							

Run #	Purge Volume
Run #1	5.0 ml
Run #2	

VOA 8260 List

CAS No.	Compound	Result	RL	MDL	Units	Q
67-64-1	Acetone	ND	10	5.0	ug/l	
71-43-2	Benzene	ND	0.50	0.17	ug/l	
108-86-1	Bromobenzene	ND	1.0	0.25	ug/l	
74-97-5	Bromochloromethane	ND	1.0	0.38	ug/l	
75-27-4	Bromodichloromethane	ND	1.0	0.22	ug/l	
75-25-2	Bromoform	ND	1.0	0.42	ug/l	
74-83-9	Bromomethane	ND	2.0	1.4	ug/l	
78-93-3	2-Butanone (MEK)	ND	10	4.8	ug/l	
104-51-8	n-Butylbenzene	ND	2.0	0.27	ug/l	
135-98-8	sec-Butylbenzene	ND	2.0	0.27	ug/l	
98-06-6	tert-Butylbenzene	ND	2.0	0.34	ug/l	
56-23-5	Carbon tetrachloride	ND	1.0	0.34	ug/l	
108-90-7	Chlorobenzene	ND	1.0	0.24	ug/l	
75-00-3	Chloroethane	ND	1.0	0.59	ug/l	
67-66-3	Chloroform	ND	1.0	0.29	ug/l	
74-87-3	Chloromethane	ND	1.0	0.53	ug/l	
95-49-8	o-Chlorotoluene	ND	2.0	0.30	ug/l	
106-43-4	p-Chlorotoluene	ND	2.0	0.24	ug/l	
96-12-8	1,2-Dibromo-3-chloropropane	ND	2.0	0.69	ug/l	
124-48-1	Dibromochloromethane	ND	1.0	0.16	ug/l	
106-93-4	1,2-Dibromoethane	ND	1.0	0.21	ug/l	
95-50-1	1,2-Dichlorobenzene	ND	1.0	0.50	ug/l	
541-73-1	1,3-Dichlorobenzene	ND	1.0	0.50	ug/l	
106-46-7	1,4-Dichlorobenzene	ND	1.0	0.50	ug/l	
75-71-8	Dichlorodifluoromethane	ND	2.0	1.9	ug/l	
75-34-3	1,1-Dichloroethane	ND	1.0	0.21	ug/l	
107-06-2	1,2-Dichloroethane	ND	1.0	0.20	ug/l	
75-35-4	1,1-Dichloroethene	ND	1.0	0.47	ug/l	
156-59-2	cis-1,2-Dichloroethene	0.54	1.0	0.50	ug/l	J
156-60-5	trans-1,2-Dichloroethene	0.46	1.0	0.40	ug/l	J
78-87-5	1,2-Dichloropropane	ND	1.0	0.24	ug/l	
142-28-9	1,3-Dichloropropane	ND	1.0	0.28	ug/l	

ND = Not detected MDL = Method Detection Limit

RL = Reporting Limit

E = Indicates value exceeds calibration range

J = Indicates an estimated value

B = Indicates analyte found in associated method blank

N = Indicates presumptive evidence of a compound

Report of Analysis

Client Sample ID:	MW-1(081017)	Date Sampled:	08/10/17
Lab Sample ID:	JC48817-3	Date Received:	08/11/17
Matrix:	AQ - Ground Water	Percent Solids:	n/a
Method:	SW846 8260C		
Project:	GE, 13th Street, Tell City, IN		

VOA 8260 List

CAS No.	Compound	Result	RL	MDL	Units	Q
594-20-7	2,2-Dichloropropane	ND	1.0	0.30	ug/l	
563-58-6	1,1-Dichloropropene	ND	1.0	0.29	ug/l	
10061-01-5	cis-1,3-Dichloropropene	ND	1.0	0.25	ug/l	
10061-02-6	trans-1,3-Dichloropropene	ND	1.0	0.22	ug/l	
100-41-4	Ethylbenzene	ND	1.0	0.22	ug/l	
87-68-3	Hexachlorobutadiene	ND	2.0	0.34	ug/l	
98-82-8	Isopropylbenzene	ND	1.0	0.25	ug/l	
99-87-6	p-Isopropyltoluene	ND	2.0	0.24	ug/l	
1634-04-4	Methyl Tert Butyl Ether	0.54	1.0	0.25	ug/l	J
108-10-1	4-Methyl-2-pentanone(MIBK)	ND	5.0	3.0	ug/l	
74-95-3	Methylene bromide	ND	1.0	0.45	ug/l	
75-09-2	Methylene chloride	ND	2.0	1.0	ug/l	
91-20-3	Naphthalene	ND	5.0	1.1	ug/l	
103-65-1	n-Propylbenzene	ND	2.0	0.24	ug/l	
100-42-5	Styrene	ND	1.0	0.24	ug/l	
630-20-6	1,1,1,2-Tetrachloroethane	ND	1.0	0.19	ug/l	
79-34-5	1,1,2,2-Tetrachloroethane	ND	1.0	0.17	ug/l	
127-18-4	Tetrachloroethene	ND	1.0	0.50	ug/l	
108-88-3	Toluene	ND	1.0	0.25	ug/l	
87-61-6	1,2,3-Trichlorobenzene	ND	1.0	0.50	ug/l	
120-82-1	1,2,4-Trichlorobenzene	ND	1.0	0.50	ug/l	
71-55-6	1,1,1-Trichloroethane	ND	1.0	0.25	ug/l	
79-00-5	1,1,2-Trichloroethane	ND	1.0	0.24	ug/l	
79-01-6	Trichloroethene	ND	1.0	0.27	ug/l	
75-69-4	Trichlorofluoromethane	ND	2.0	0.60	ug/l	
96-18-4	1,2,3-Trichloropropane	ND	2.0	0.47	ug/l	
95-63-6	1,2,4-Trimethylbenzene	ND	2.0	0.24	ug/l	
108-67-8	1,3,5-Trimethylbenzene	ND	2.0	0.20	ug/l	
75-01-4	Vinyl chloride	ND	1.0	0.62	ug/l	
	m,p-Xylene	ND	1.0	0.43	ug/l	
95-47-6	o-Xylene	ND	1.0	0.22	ug/l	
1330-20-7	Xylene (total)	ND	1.0	0.22	ug/l	

CAS No.	Surrogate Recoveries	Run# 1	Run# 2	Limits
1868-53-7	Dibromofluoromethane	108%		80-120%
17060-07-0	1,2-Dichloroethane-D4	114%		81-124%
2037-26-5	Toluene-D8	102%		80-120%
460-00-4	4-Bromofluorobenzene	105%		80-120%

ND = Not detected MDL = Method Detection Limit

RL = Reporting Limit

E = Indicates value exceeds calibration range

J = Indicates an estimated value

B = Indicates analyte found in associated method blank

N = Indicates presumptive evidence of a compound

Report of Analysis

Client Sample ID: MW-1(081017)		Date Sampled: 08/10/17
Lab Sample ID: JC48817-3		Date Received: 08/11/17
Matrix: AQ - Ground Water		Percent Solids: n/a
Method: SW846 8082A SW846 3510C		
Project: GE, 13th Street, Tell City, IN		

Run #1	File ID	DF	Analyzed	By	Prep Date	Prep Batch	Analytical Batch
Run #1	EF173879.D	1	08/19/17 03:08	RK	08/15/17 03:00	OP5353	GEF6032
Run #2							

Run #1	Initial Volume	Final Volume
Run #1	300 ml	2.0 ml
Run #2		

PCB List

CAS No.	Compound	Result	RL	MDL	Units	Q
12674-11-2	Aroclor 1016	ND	0.33	0.13	ug/l	
11104-28-2	Aroclor 1221	ND	0.33	0.28	ug/l	
11141-16-5	Aroclor 1232	ND	0.33	0.17	ug/l	
53469-21-9	Aroclor 1242	ND	0.33	0.15	ug/l	
12672-29-6	Aroclor 1248	ND	0.33	0.084	ug/l	
11097-69-1	Aroclor 1254	ND	0.33	0.28	ug/l	
11096-82-5	Aroclor 1260	ND	0.33	0.10	ug/l	

CAS No.	Surrogate Recoveries	Run# 1	Run# 2	Limits
877-09-8	Tetrachloro-m-xylene	46%		11-166%
877-09-8	Tetrachloro-m-xylene	46%		11-166%
2051-24-3	Decachlorobiphenyl	28%		10-150%
2051-24-3	Decachlorobiphenyl	30%		10-150%

ND = Not detected MDL = Method Detection Limit J = Indicates an estimated value
 RL = Reporting Limit B = Indicates analyte found in associated method blank
 E = Indicates value exceeds calibration range N = Indicates presumptive evidence of a compound

Report of Analysis

34
3

Client Sample ID: MW-4(081017)		Date Sampled: 08/10/17
Lab Sample ID: JC48817-4		Date Received: 08/11/17
Matrix: AQ - Ground Water		Percent Solids: n/a
Method: SW846 8082A SW846 3510C		
Project: GE, 13th Street, Tell City, IN		

Run #1	File ID	DF	Analyzed	By	Prep Date	Prep Batch	Analytical Batch
Run #1	XX214395.D	1	08/16/17 16:57	JR	08/15/17 19:00	OP5365	GXX6096
Run #2							

Run #1	Initial Volume	Final Volume
Run #1	960 ml	10.0 ml
Run #2		

PCB List

CAS No.	Compound	Result	RL	MDL	Units	Q
12674-11-2	Aroclor 1016	ND	0.52	0.33	ug/l	
11104-28-2	Aroclor 1221	ND	0.52	0.51	ug/l	
11141-16-5	Aroclor 1232	ND	0.52	0.25	ug/l	
53469-21-9	Aroclor 1242	ND	0.52	0.38	ug/l	
12672-29-6	Aroclor 1248	ND	0.52	0.24	ug/l	
11097-69-1	Aroclor 1254	0.96	0.52	0.26	ug/l	
11096-82-5	Aroclor 1260	ND	0.52	0.22	ug/l	

CAS No.	Surrogate Recoveries	Run# 1	Run# 2	Limits
877-09-8	Tetrachloro-m-xylene	62%		11-166%
877-09-8	Tetrachloro-m-xylene	65%		11-166%
2051-24-3	Decachlorobiphenyl	18%		10-150%
2051-24-3	Decachlorobiphenyl	23%		10-150%

ND = Not detected MDL = Method Detection Limit J = Indicates an estimated value
 RL = Reporting Limit B = Indicates analyte found in associated method blank
 E = Indicates value exceeds calibration range N = Indicates presumptive evidence of a compound

Misc. Forms

Custody Documents and Other Forms

Includes the following where applicable:

- Chain of Custody



ACCUTEST

GW

CHAIN OF CUSTODY

SGS Accutest - Dayton
2235 Route 130, Dayton, NJ 08810
TEL. 732-329-0200 FAX: 732-329-3499/3480
www.accutest.com

Field Order # 7250 633 264
Bottle Order Control # JC48817
SGS Accutest Quote #

Client / Reporting Information, Project Information, Requested Analysis, Matrix Code, Collection table, Turnaround Time, Data Deliverable Information, Sample Custody, Relinquished by Sampler, Relinquished by, Custody Seal #.

- DW - Drinking Wa
GW - Ground Wa
WW - Water
SW - Surface Wa
SO - Soil
SL - Sludge
SED - Sediment
OI - Oil
LIQ - Other Liqui
AIR - Air
SOL - Other Soli
WP - Wipe
FB - Field Blank
EB - Equipment Bla
RB - Rinse Blank
TB - Trip Blank

18260 STD, VM, S, M, B, E
P8052 PCB

INITIAL ASSESSMENT [Signature]
LABEL VERIFICATION [Signature]

MW-1 IS MS/MSD
0 2 x 300ml PCB 8/11/17
6 x 300ml PCB 8/11/17

VOA AC Vial 8/11/17

SGS Accutest Sample Receipt Summary

Job Number: JC48817

Client: ARCADIS

Project: GE Tell City

Date / Time Received: 8/11/2017 9:20:00 AM

Delivery Method: FedEx

Airbill #'s:

Cooler Temps (Raw Measured) °C: Cooler 1: (3.5);

Cooler Temps (Corrected) °C: Cooler 1: (2.7);

<u>Cooler Security</u>	<u>Y</u>	<u>or</u>	<u>N</u>		<u>Y</u>	<u>or</u>	<u>N</u>
1. Custody Seals Present:	<input checked="" type="checkbox"/>		<input type="checkbox"/>	3. COC Present:	<input checked="" type="checkbox"/>		<input type="checkbox"/>
2. Custody Seals Intact:	<input checked="" type="checkbox"/>		<input type="checkbox"/>	4. Smpl Dates/Time OK	<input checked="" type="checkbox"/>		<input type="checkbox"/>

<u>Cooler Temperature</u>	<u>Y</u>	<u>or</u>	<u>N</u>
1. Temp criteria achieved:	<input checked="" type="checkbox"/>		<input type="checkbox"/>
2. Cooler temp verification:	IR Gun		
3. Cooler media:	Ice (Bag)		
4. No. Coolers:	1		

<u>Quality Control Preservation</u>	<u>Y</u>	<u>or</u>	<u>N</u>	<u>N/A</u>
1. Trip Blank present / cooler:	<input type="checkbox"/>		<input checked="" type="checkbox"/>	<input type="checkbox"/>
2. Trip Blank listed on COC:	<input type="checkbox"/>		<input checked="" type="checkbox"/>	<input type="checkbox"/>
3. Samples preserved properly:	<input checked="" type="checkbox"/>		<input type="checkbox"/>	<input type="checkbox"/>
4. VOCs headspace free:	<input checked="" type="checkbox"/>		<input type="checkbox"/>	<input type="checkbox"/>

<u>Sample Integrity - Documentation</u>	<u>Y</u>	<u>or</u>	<u>N</u>
1. Sample labels present on bottles:	<input checked="" type="checkbox"/>		<input type="checkbox"/>
2. Container labeling complete:	<input checked="" type="checkbox"/>		<input type="checkbox"/>
3. Sample container label / COC agree:	<input checked="" type="checkbox"/>		<input type="checkbox"/>

<u>Sample Integrity - Condition</u>	<u>Y</u>	<u>or</u>	<u>N</u>
1. Sample recvd within HT:	<input checked="" type="checkbox"/>		<input type="checkbox"/>
2. All containers accounted for:	<input checked="" type="checkbox"/>		<input type="checkbox"/>
3. Condition of sample:	Intact		

<u>Sample Integrity - Instructions</u>	<u>Y</u>	<u>or</u>	<u>N</u>	<u>N/A</u>
1. Analysis requested is clear:	<input checked="" type="checkbox"/>		<input type="checkbox"/>	<input type="checkbox"/>
2. Bottles received for unspecified tests	<input type="checkbox"/>		<input checked="" type="checkbox"/>	<input type="checkbox"/>
3. Sufficient volume recvd for analysis:	<input checked="" type="checkbox"/>		<input type="checkbox"/>	<input type="checkbox"/>
4. Compositing instructions clear:	<input type="checkbox"/>		<input type="checkbox"/>	<input checked="" type="checkbox"/>
5. Filtering instructions clear:	<input type="checkbox"/>		<input type="checkbox"/>	<input checked="" type="checkbox"/>

Comments -4 Please note that PCB volume was rec'd in 1x 950ml bottle unlike -1, -2, -3 which was rec'd in 300ml bottles.

SM089-02
Rev. Date 12/1/16

JC48817: Chain of Custody

Page 2 of 3

4.1
4

Responded to by: CSR: N/A

Response Date: Response Date: 8/11/2017

Response:

Response: Proceed with analysis

4.1

4

JC48817: Chain of Custody
Page 3 of 3

GC/MS Volatiles

5

QC Data Summaries

Includes the following where applicable:

- Method Blank Summaries
- Blank Spike Summaries
- Matrix Spike and Duplicate Summaries
- Instrument Performance Checks (BFB)
- Surrogate Recovery Summaries

Method Blank Summary

Job Number: JC48817
Account: AGMINI Arcadis
Project: GE, 13th Street, Tell City, IN

Sample	File ID	DF	Analyzed	By	Prep Date	Prep Batch	Analytical Batch
V2E5920-MB	2E135557.D	1	08/15/17	JP	n/a	n/a	V2E5920

The QC reported here applies to the following samples:

Method: SW846 8260C

JC48817-1, JC48817-2, JC48817-3, JC48817-4

CAS No.	Compound	Result	RL	MDL	Units	Q
67-64-1	Acetone	ND	10	5.0	ug/l	
71-43-2	Benzene	ND	0.50	0.17	ug/l	
108-86-1	Bromobenzene	ND	1.0	0.25	ug/l	
74-97-5	Bromochloromethane	ND	1.0	0.38	ug/l	
75-27-4	Bromodichloromethane	ND	1.0	0.22	ug/l	
75-25-2	Bromoform	ND	1.0	0.42	ug/l	
74-83-9	Bromomethane	ND	2.0	1.4	ug/l	
78-93-3	2-Butanone (MEK)	ND	10	4.8	ug/l	
104-51-8	n-Butylbenzene	ND	2.0	0.27	ug/l	
135-98-8	sec-Butylbenzene	ND	2.0	0.27	ug/l	
98-06-6	tert-Butylbenzene	ND	2.0	0.34	ug/l	
56-23-5	Carbon tetrachloride	ND	1.0	0.34	ug/l	
108-90-7	Chlorobenzene	ND	1.0	0.24	ug/l	
75-00-3	Chloroethane	ND	1.0	0.59	ug/l	
67-66-3	Chloroform	ND	1.0	0.29	ug/l	
74-87-3	Chloromethane	ND	1.0	0.53	ug/l	
95-49-8	o-Chlorotoluene	ND	2.0	0.30	ug/l	
106-43-4	p-Chlorotoluene	ND	2.0	0.24	ug/l	
96-12-8	1,2-Dibromo-3-chloropropane	ND	2.0	0.69	ug/l	
124-48-1	Dibromochloromethane	ND	1.0	0.16	ug/l	
106-93-4	1,2-Dibromoethane	ND	1.0	0.21	ug/l	
95-50-1	1,2-Dichlorobenzene	ND	1.0	0.50	ug/l	
541-73-1	1,3-Dichlorobenzene	ND	1.0	0.50	ug/l	
106-46-7	1,4-Dichlorobenzene	ND	1.0	0.50	ug/l	
75-71-8	Dichlorodifluoromethane	ND	2.0	1.9	ug/l	
75-34-3	1,1-Dichloroethane	ND	1.0	0.21	ug/l	
107-06-2	1,2-Dichloroethane	ND	1.0	0.20	ug/l	
75-35-4	1,1-Dichloroethene	ND	1.0	0.47	ug/l	
156-59-2	cis-1,2-Dichloroethene	ND	1.0	0.50	ug/l	
156-60-5	trans-1,2-Dichloroethene	ND	1.0	0.40	ug/l	
78-87-5	1,2-Dichloropropane	ND	1.0	0.24	ug/l	
142-28-9	1,3-Dichloropropane	ND	1.0	0.28	ug/l	
594-20-7	2,2-Dichloropropane	ND	1.0	0.30	ug/l	
563-58-6	1,1-Dichloropropene	ND	1.0	0.29	ug/l	
10061-01-5	cis-1,3-Dichloropropene	ND	1.0	0.25	ug/l	
10061-02-6	trans-1,3-Dichloropropene	ND	1.0	0.22	ug/l	

Method Blank Summary

Job Number: JC48817
Account: AGMINI Arcadis
Project: GE, 13th Street, Tell City, IN

Sample	File ID	DF	Analyzed	By	Prep Date	Prep Batch	Analytical Batch
V2E5920-MB	2E135557.D	1	08/15/17	JP	n/a	n/a	V2E5920

The QC reported here applies to the following samples:

Method: SW846 8260C

JC48817-1, JC48817-2, JC48817-3, JC48817-4

CAS No.	Compound	Result	RL	MDL	Units	Q
100-41-4	Ethylbenzene	ND	1.0	0.22	ug/l	
87-68-3	Hexachlorobutadiene	ND	2.0	0.34	ug/l	
98-82-8	Isopropylbenzene	ND	1.0	0.25	ug/l	
99-87-6	p-Isopropyltoluene	ND	2.0	0.24	ug/l	
1634-04-4	Methyl Tert Butyl Ether	ND	1.0	0.25	ug/l	
108-10-1	4-Methyl-2-pentanone(MIBK)	ND	5.0	3.0	ug/l	
74-95-3	Methylene bromide	ND	1.0	0.45	ug/l	
75-09-2	Methylene chloride	ND	2.0	1.0	ug/l	
91-20-3	Naphthalene	ND	5.0	1.1	ug/l	
103-65-1	n-Propylbenzene	ND	2.0	0.24	ug/l	
100-42-5	Styrene	ND	1.0	0.24	ug/l	
630-20-6	1,1,1,2-Tetrachloroethane	ND	1.0	0.19	ug/l	
79-34-5	1,1,2,2-Tetrachloroethane	ND	1.0	0.17	ug/l	
127-18-4	Tetrachloroethene	ND	1.0	0.50	ug/l	
108-88-3	Toluene	ND	1.0	0.25	ug/l	
87-61-6	1,2,3-Trichlorobenzene	ND	1.0	0.50	ug/l	
120-82-1	1,2,4-Trichlorobenzene	ND	1.0	0.50	ug/l	
71-55-6	1,1,1-Trichloroethane	ND	1.0	0.25	ug/l	
79-00-5	1,1,2-Trichloroethane	ND	1.0	0.24	ug/l	
79-01-6	Trichloroethene	ND	1.0	0.27	ug/l	
75-69-4	Trichlorofluoromethane	ND	2.0	0.60	ug/l	
96-18-4	1,2,3-Trichloropropane	ND	2.0	0.47	ug/l	
95-63-6	1,2,4-Trimethylbenzene	ND	2.0	0.24	ug/l	
108-67-8	1,3,5-Trimethylbenzene	ND	2.0	0.20	ug/l	
75-01-4	Vinyl chloride	ND	1.0	0.62	ug/l	
	m,p-Xylene	ND	1.0	0.43	ug/l	
95-47-6	o-Xylene	ND	1.0	0.22	ug/l	
1330-20-7	Xylene (total)	ND	1.0	0.22	ug/l	

CAS No.	Surrogate Recoveries	Limits	
1868-53-7	Dibromofluoromethane	107%	80-120%
17060-07-0	1,2-Dichloroethane-D4	112%	81-124%
2037-26-5	Toluene-D8	103%	80-120%
460-00-4	4-Bromofluorobenzene	106%	80-120%

Method Blank Summary

Job Number: JC48817
Account: AGMINI Arcadis
Project: GE, 13th Street, Tell City, IN

Sample	File ID	DF	Analyzed	By	Prep Date	Prep Batch	Analytical Batch
V2E5920-MB	2E135557.D	1	08/15/17	JP	n/a	n/a	V2E5920

The QC reported here applies to the following samples:

Method:

JC48817-1, JC48817-2, JC48817-3, JC48817-4

CAS No.	Tentatively Identified Compounds	R. T.	Est. Conc.	Units	Q
	Total TIC, Volatile		0	ug/l	

5.1.1
5

Blank Spike Summary

Job Number: JC48817
Account: AGMINI Arcadis
Project: GE, 13th Street, Tell City, IN

Sample	File ID	DF	Analyzed	By	Prep Date	Prep Batch	Analytical Batch
V2E5920-BS	2E135558.D	1	08/15/17	JP	n/a	n/a	V2E5920

The QC reported here applies to the following samples:

Method: SW846 8260C

JC48817-1, JC48817-2, JC48817-3, JC48817-4

CAS No.	Compound	Spike ug/l	BSP ug/l	BSP %	Limits
67-64-1	Acetone	200	199	100	42-150
71-43-2	Benzene	50	47.2	94	80-120
108-86-1	Bromobenzene	50	46.2	92	82-118
74-97-5	Bromochloromethane	50	48.7	97	84-121
75-27-4	Bromodichloromethane	50	49.5	99	83-120
75-25-2	Bromoform	50	46.0	92	76-129
74-83-9	Bromomethane	50	48.0	96	57-138
78-93-3	2-Butanone (MEK)	200	209	105	64-137
104-51-8	n-Butylbenzene	50	49.4	99	81-123
135-98-8	sec-Butylbenzene	50	49.3	99	84-121
98-06-6	tert-Butylbenzene	50	48.8	98	83-122
56-23-5	Carbon tetrachloride	50	50.1	100	75-135
108-90-7	Chlorobenzene	50	46.9	94	84-117
75-00-3	Chloroethane	50	53.1	106	63-132
67-66-3	Chloroform	50	49.5	99	80-119
74-87-3	Chloromethane	50	55.0	110	46-136
95-49-8	o-Chlorotoluene	50	49.5	99	84-118
106-43-4	p-Chlorotoluene	50	47.6	95	83-116
96-12-8	1,2-Dibromo-3-chloropropane	50	47.9	96	72-127
124-48-1	Dibromochloromethane	50	48.2	96	80-123
106-93-4	1,2-Dibromoethane	50	46.4	93	84-117
95-50-1	1,2-Dichlorobenzene	50	48.3	97	84-119
541-73-1	1,3-Dichlorobenzene	50	47.0	94	81-117
106-46-7	1,4-Dichlorobenzene	50	46.9	94	82-117
75-71-8	Dichlorodifluoromethane	50	48.1	96	36-149
75-34-3	1,1-Dichloroethane	50	53.1	106	79-120
107-06-2	1,2-Dichloroethane	50	52.0	104	78-126
75-35-4	1,1-Dichloroethene	50	50.7	101	69-126
156-59-2	cis-1,2-Dichloroethene	50	47.3	95	80-120
156-60-5	trans-1,2-Dichloroethene	50	50.1	100	76-120
78-87-5	1,2-Dichloropropane	50	50.3	101	82-121
142-28-9	1,3-Dichloropropane	50	50.3	101	83-115
594-20-7	2,2-Dichloropropane	50	50.9	102	65-133
563-58-6	1,1-Dichloropropene	50	50.0	100	80-121
10061-01-5	cis-1,3-Dichloropropene	50	49.6	99	83-120
10061-02-6	trans-1,3-Dichloropropene	50	49.9	100	82-121

* = Outside of Control Limits.

5.2.1
 5

Blank Spike Summary

Job Number: JC48817
Account: AGMINI Arcadis
Project: GE, 13th Street, Tell City, IN

Sample	File ID	DF	Analyzed	By	Prep Date	Prep Batch	Analytical Batch
V2E5920-BS	2E135558.D	1	08/15/17	JP	n/a	n/a	V2E5920

The QC reported here applies to the following samples:

Method: SW846 8260C

JC48817-1, JC48817-2, JC48817-3, JC48817-4

CAS No.	Compound	Spike ug/l	BSP ug/l	BSP %	Limits
100-41-4	Ethylbenzene	50	47.5	95	80-120
87-68-3	Hexachlorobutadiene	50	45.9	92	75-129
98-82-8	Isopropylbenzene	50	47.4	95	83-120
99-87-6	p-Isopropyltoluene	50	48.1	96	83-122
1634-04-4	Methyl Tert Butyl Ether	50	48.7	97	80-119
108-10-1	4-Methyl-2-pentanone(MIBK)	200	206	103	71-131
74-95-3	Methylene bromide	50	49.1	98	85-120
75-09-2	Methylene chloride	50	48.7	97	77-120
91-20-3	Naphthalene	50	50.9	102	73-131
103-65-1	n-Propylbenzene	50	49.0	98	82-119
100-42-5	Styrene	50	47.6	95	82-122
630-20-6	1,1,1,2-Tetrachloroethane	50	49.1	98	82-121
79-34-5	1,1,2,2-Tetrachloroethane	50	49.2	98	76-119
127-18-4	Tetrachloroethene	50	45.1	90	70-131
108-88-3	Toluene	50	46.8	94	80-120
87-61-6	1,2,3-Trichlorobenzene	50	51.0	102	76-134
120-82-1	1,2,4-Trichlorobenzene	50	50.8	102	79-132
71-55-6	1,1,1-Trichloroethane	50	50.8	102	81-128
79-00-5	1,1,2-Trichloroethane	50	47.9	96	83-118
79-01-6	Trichloroethene	50	47.2	94	80-120
75-69-4	Trichlorofluoromethane	50	51.9	104	64-136
96-18-4	1,2,3-Trichloropropane	50	49.2	98	79-120
95-63-6	1,2,4-Trimethylbenzene	50	48.8	98	84-120
108-67-8	1,3,5-Trimethylbenzene	50	49.4	99	83-119
75-01-4	Vinyl chloride	50	52.2	104	51-135
	m,p-Xylene	100	93.8	94	80-120
95-47-6	o-Xylene	50	47.2	94	80-120
1330-20-7	Xylene (total)	150	141	94	80-120

CAS No.	Surrogate Recoveries	BSP	Limits
1868-53-7	Dibromofluoromethane	108%	80-120%
17060-07-0	1,2-Dichloroethane-D4	113%	81-124%
2037-26-5	Toluene-D8	104%	80-120%
460-00-4	4-Bromofluorobenzene	106%	80-120%

* = Outside of Control Limits.

5.2.1
 5

Matrix Spike/Matrix Spike Duplicate Summary

Job Number: JC48817
Account: AGMINI Arcadis
Project: GE, 13th Street, Tell City, IN

Sample	File ID	DF	Analyzed	By	Prep Date	Prep Batch	Analytical Batch
JC48817-3MS	2E135570.D	1	08/15/17	JP	n/a	n/a	V2E5920
JC48817-3MSD	2E135571.D	1	08/15/17	JP	n/a	n/a	V2E5920
JC48817-3	2E135560.D	1	08/15/17	JP	n/a	n/a	V2E5920

The QC reported here applies to the following samples:

Method: SW846 8260C

JC48817-1, JC48817-2, JC48817-3, JC48817-4

CAS No.	Compound	JC48817-3 ug/l	Spike Q	ug/l	MS ug/l	MS %	Spike ug/l	MSD ug/l	MSD %	RPD	Limits Rec/RPD
67-64-1	Acetone	ND		200	195	98	200	192	96	2	34-149/17
71-43-2	Benzene	ND		50	47.7	95	50	47.7	95	0	54-136/10
108-86-1	Bromobenzene	ND		50	46.7	93	50	46.7	93	0	78-122/11
74-97-5	Bromochloromethane	ND		50	48.3	97	50	48.0	96	1	79-124/11
75-27-4	Bromodichloromethane	ND		50	49.1	98	50	48.7	97	1	79-124/11
75-25-2	Bromoform	ND		50	45.8	92	50	45.6	91	0	71-130/11
74-83-9	Bromomethane	ND		50	50.4	101	50	49.5	99	2	53-142/14
78-93-3	2-Butanone (MEK)	ND		200	208	104	200	208	104	0	54-142/15
104-51-8	n-Butylbenzene	ND		50	51.1	102	50	50.9	102	0	73-133/12
135-98-8	sec-Butylbenzene	ND		50	50.9	102	50	50.4	101	1	76-132/12
98-06-6	tert-Butylbenzene	ND		50	50.3	101	50	50.1	100	0	76-131/12
56-23-5	Carbon tetrachloride	ND		50	53.4	107	50	52.9	106	1	70-143/12
108-90-7	Chlorobenzene	ND		50	47.0	94	50	47.3	95	1	78-123/10
75-00-3	Chloroethane	ND		50	56.6	113	50	55.2	110	3	57-141/14
67-66-3	Chloroform	ND		50	50.0	100	50	48.9	98	2	76-123/11
74-87-3	Chloromethane	ND		50	59.2	118	50	57.0	114	4	43-141/16
95-49-8	o-Chlorotoluene	ND		50	49.5	99	50	49.0	98	1	78-124/11
106-43-4	p-Chlorotoluene	ND		50	48.5	97	50	48.3	97	0	77-122/11
96-12-8	1,2-Dibromo-3-chloropropane	ND		50	48.0	96	50	49.0	98	2	66-130/13
124-48-1	Dibromochloromethane	ND		50	48.4	97	50	49.0	98	1	76-125/11
106-93-4	1,2-Dibromoethane	ND		50	46.3	93	50	46.7	93	1	78-119/11
95-50-1	1,2-Dichlorobenzene	ND		50	48.4	97	50	48.5	97	0	77-123/11
541-73-1	1,3-Dichlorobenzene	ND		50	47.2	94	50	47.3	95	0	76-122/11
106-46-7	1,4-Dichlorobenzene	ND		50	46.7	93	50	47.1	94	1	76-122/11
75-71-8	Dichlorodifluoromethane	ND		50	58.5	117	50	56.3	113	4	31-159/16
75-34-3	1,1-Dichloroethane	ND		50	54.0	108	50	52.6	105	3	73-126/11
107-06-2	1,2-Dichloroethane	ND		50	51.3	103	50	50.8	102	1	72-131/11
75-35-4	1,1-Dichloroethene	ND		50	54.5	109	50	52.8	106	3	63-136/14
156-59-2	cis-1,2-Dichloroethene	0.54	J	50	48.1	95	50	47.7	94	1	60-136/11
156-60-5	trans-1,2-Dichloroethene	0.46	J	50	52.4	104	50	50.8	101	3	70-126/11
78-87-5	1,2-Dichloropropane	ND		50	50.7	101	50	50.6	101	0	78-124/10
142-28-9	1,3-Dichloropropane	ND		50	49.8	100	50	49.4	99	1	78-118/11
594-20-7	2,2-Dichloropropane	ND		50	54.1	108	50	52.3	105	3	59-141/14
563-58-6	1,1-Dichloropropene	ND		50	53.7	107	50	52.5	105	2	75-130/11
10061-01-5	cis-1,3-Dichloropropene	ND		50	49.1	98	50	49.0	98	0	79-123/11
10061-02-6	trans-1,3-Dichloropropene	ND		50	49.5	99	50	49.2	98	1	77-123/11

* = Outside of Control Limits.

5.3.1
 5

Matrix Spike/Matrix Spike Duplicate Summary

Job Number: JC48817
Account: AGMINI Arcadis
Project: GE, 13th Street, Tell City, IN

Sample	File ID	DF	Analyzed	By	Prep Date	Prep Batch	Analytical Batch
JC48817-3MS	2E135570.D	1	08/15/17	JP	n/a	n/a	V2E5920
JC48817-3MSD	2E135571.D	1	08/15/17	JP	n/a	n/a	V2E5920
JC48817-3	2E135560.D	1	08/15/17	JP	n/a	n/a	V2E5920

The QC reported here applies to the following samples:

Method: SW846 8260C

JC48817-1, JC48817-2, JC48817-3, JC48817-4

CAS No.	Compound	JC48817-3 ug/l	Spike Q ug/l	MS ug/l	MS %	Spike ug/l	MSD ug/l	MSD %	RPD	Limits Rec/RPD
100-41-4	Ethylbenzene	ND	50	48.8	98	50	48.7	97	0	51-140/20
87-68-3	Hexachlorobutadiene	ND	50	46.4	93	50	46.3	93	0	64-141/14
98-82-8	Isopropylbenzene	ND	50	48.8	98	50	48.8	98	0	75-129/11
99-87-6	p-Isopropyltoluene	ND	50	49.6	99	50	49.0	98	1	76-131/12
1634-04-4	Methyl Tert Butyl Ether	0.54	J 50	50.0	99	50	49.2	97	2	72-123/11
108-10-1	4-Methyl-2-pentanone(MIBK)	ND	200	203	102	200	203	102	0	66-136/13
74-95-3	Methylene bromide	ND	50	48.1	96	50	47.3	95	2	81-121/11
75-09-2	Methylene chloride	ND	50	48.7	97	50	48.1	96	1	73-125/13
91-20-3	Naphthalene	ND	50	51.3	103	50	51.9	104	1	62-141/13
103-65-1	n-Propylbenzene	ND	50	50.7	101	50	50.1	100	1	68-133/11
100-42-5	Styrene	ND	50	47.8	96	50	47.6	95	0	75-129/11
630-20-6	1,1,1,2-Tetrachloroethane	ND	50	48.5	97	50	48.8	98	1	77-124/11
79-34-5	1,1,2,2-Tetrachloroethane	ND	50	49.1	98	50	49.2	98	0	71-122/11
127-18-4	Tetrachloroethene	ND	50	47.2	94	50	47.3	95	0	61-139/11
108-88-3	Toluene	ND	50	48.0	96	50	48.1	96	0	60-135/10
87-61-6	1,2,3-Trichlorobenzene	ND	50	50.0	100	50	50.9	102	2	70-138/13
120-82-1	1,2,4-Trichlorobenzene	ND	50	50.3	101	50	50.7	101	1	72-137/13
71-55-6	1,1,1-Trichloroethane	ND	50	53.6	107	50	52.4	105	2	74-138/12
79-00-5	1,1,2-Trichloroethane	ND	50	47.6	95	50	46.9	94	1	78-121/11
79-01-6	Trichloroethene	ND	50	48.5	97	50	48.5	97	0	62-141/10
75-69-4	Trichlorofluoromethane	ND	50	59.7	119	50	59.2	118	1	57-149/14
96-18-4	1,2,3-Trichloropropane	ND	50	48.9	98	50	49.5	99	1	74-122/11
95-63-6	1,2,4-Trimethylbenzene	ND	50	49.7	99	50	49.5	99	0	54-143/10
108-67-8	1,3,5-Trimethylbenzene	ND	50	50.5	101	50	50.4	101	0	67-133/11
75-01-4	Vinyl chloride	ND	50	59.1	118	50	57.3	115	3	43-146/15
	m,p-Xylene	ND	100	95.7	96	100	96.0	96	0	50-144/20
95-47-6	o-Xylene	ND	50	48.0	96	50	47.6	95	1	63-134/10
1330-20-7	Xylene (total)	ND	150	144	96	150	144	96	0	56-139/20

CAS No.	Surrogate Recoveries	MS	MSD	JC48817-3	Limits
1868-53-7	Dibromofluoromethane	108%	105%	108%	80-120%
17060-07-0	1,2-Dichloroethane-D4	112%	110%	114%	81-124%
2037-26-5	Toluene-D8	105%	104%	102%	80-120%
460-00-4	4-Bromofluorobenzene	107%	107%	105%	80-120%

* = Outside of Control Limits.

Instrument Performance Check (BFB)

Job Number: JC48817
Account: AGMINI Arcadis
Project: GE, 13th Street, Tell City, IN

Sample: V2E5882-BFB	Injection Date: 07/11/17
Lab File ID: 2E134527.D	Injection Time: 12:21
Instrument ID: GCMS2E	

m/e	Ion Abundance Criteria	Raw Abundance	% Relative Abundance	Pass/Fail
50	15.0 - 40.0% of mass 95	19197	20.2	Pass
75	30.0 - 60.0% of mass 95	47136	49.5	Pass
95	Base peak, 100% relative abundance	95221	100.0	Pass
96	5.0 - 9.0% of mass 95	6309	6.63	Pass
173	Less than 2.0% of mass 174	0	0.00 (0.00) ^a	Pass
174	50.0 - 120.0% of mass 95	73114	76.8	Pass
175	5.0 - 9.0% of mass 174	5773	6.06 (7.90) ^a	Pass
176	95.0 - 101.0% of mass 174	70042	73.6 (95.8) ^a	Pass
177	5.0 - 9.0% of mass 176	4743	4.98 (6.77) ^b	Pass

(a) Value is % of mass 174

(b) Value is % of mass 176

This check applies to the following Samples, MS, MSD, Blanks, and Standards:

Lab Sample ID	Lab File ID	Date Analyzed	Time Analyzed	Hours Lapsed	Client Sample ID
V2E5882-IC5882	2E134528.D	07/11/17	13:05	00:44	Initial cal 0.2
V2E5882-IC5882	2E134529.D	07/11/17	13:32	01:11	Initial cal 0.5
V2E5882-IC5882	2E134530.D	07/11/17	13:59	01:38	Initial cal 1
V2E5882-IC5882	2E134531.D	07/11/17	14:27	02:06	Initial cal 2
V2E5882-IC5882	2E134532.D	07/11/17	14:55	02:34	Initial cal 5
V2E5882-IC5882	2E134533.D	07/11/17	15:22	03:01	Initial cal 10
V2E5882-IC5882	2E134534.D	07/11/17	15:50	03:29	Initial cal 20
V2E5882-ICC5882	2E134535.D	07/11/17	16:18	03:57	Initial cal 50
V2E5882-IC5882	2E134536.D	07/11/17	16:45	04:24	Initial cal 100
V2E5882-IC5882	2E134537.D	07/11/17	17:13	04:52	Initial cal 200
V2E5882-ICV5882	2E134540.D	07/11/17	18:36	06:15	Initial cal verification 50
V2E5882-ICV5882	2E134541.D	07/11/17	19:04	06:43	Initial cal verification 50

5.4.1
5

Instrument Performance Check (BFB)

Job Number: JC48817
Account: AGMINI Arcadis
Project: GE, 13th Street, Tell City, IN

Sample: V2E5920-BFB	Injection Date: 08/15/17
Lab File ID: 2E135555A.D	Injection Time: 10:28
Instrument ID: GCMS2E	

m/e	Ion Abundance Criteria	Raw Abundance	% Relative Abundance	Pass/Fail
50	15.0 - 40.0% of mass 95	18037	24.1	Pass
75	30.0 - 60.0% of mass 95	40379	53.9	Pass
95	Base peak, 100% relative abundance	74968	100.0	Pass
96	5.0 - 9.0% of mass 95	5167	6.89	Pass
173	Less than 2.0% of mass 174	0	0.00 (0.00) ^a	Pass
174	50.0 - 120.0% of mass 95	53075	70.8	Pass
175	5.0 - 9.0% of mass 174	4153	5.54 (7.82) ^a	Pass
176	95.0 - 101.0% of mass 174	50979	68.0 (96.1) ^a	Pass
177	5.0 - 9.0% of mass 176	3457	4.61 (6.78) ^b	Pass

(a) Value is % of mass 174

(b) Value is % of mass 176

This check applies to the following Samples, MS, MSD, Blanks, and Standards:

Lab Sample ID	Lab File ID	Date Analyzed	Time Analyzed	Hours Lapsed	Client Sample ID
V2E5920-CC5882	2E135555.D	08/15/17	10:28	00:00	Continuing cal 20
V2E5920-MB	2E135557.D	08/15/17	11:43	01:15	Method Blank
V2E5920-BS	2E135558.D	08/15/17	12:11	01:43	Blank Spike
JC48817-3	2E135560.D	08/15/17	13:12	02:44	MW-1(081017)
JC48817-1	2E135561.D	08/15/17	13:39	03:11	MW-2(081017)
JC48817-2	2E135562.D	08/15/17	14:06	03:38	MW-3(081017)
JC48817-2	2E135563.D	08/15/17	14:34	04:06	MW-3(081017)
ZZZZZZ	2E135564.D	08/15/17	15:05	04:37	(unrelated sample)
ZZZZZZ	2E135565.D	08/15/17	15:32	05:04	(unrelated sample)
JC48817-4	2E135566.D	08/15/17	15:59	05:31	MW-4(081017)
ZZZZZZ	2E135567.D	08/15/17	16:26	05:58	(unrelated sample)
ZZZZZZ	2E135568.D	08/15/17	16:54	06:26	(unrelated sample)
ZZZZZZ	2E135569.D	08/15/17	17:21	06:53	(unrelated sample)
JC48817-3MS	2E135570.D	08/15/17	17:48	07:20	Matrix Spike
JC48817-3MSD	2E135571.D	08/15/17	18:16	07:48	Matrix Spike Duplicate
ZZZZZZ	2E135573.D	08/15/17	19:11	08:43	(unrelated sample)
ZZZZZZ	2E135574.D	08/15/17	19:38	09:10	(unrelated sample)
ZZZZZZ	2E135575.D	08/15/17	20:06	09:38	(unrelated sample)
ZZZZZZ	2E135576.D	08/15/17	20:33	10:05	(unrelated sample)
ZZZZZZ	2E135577.D	08/15/17	21:01	10:33	(unrelated sample)
ZZZZZZ	2E135578.D	08/15/17	21:28	11:00	(unrelated sample)

5.4.2
5

Volatile Surrogate Recovery Summary

Job Number: JC48817
Account: AGMINI Arcadis
Project: GE, 13th Street, Tell City, IN

Method: SW846 8260C	Matrix: AQ
----------------------------	-------------------

Samples and QC shown here apply to the above method

Lab Sample ID	Lab File ID	S1	S2	S3	S4
JC48817-1	2E135561.D	107	111	101	104
JC48817-2	2E135563.D	109	113	102	106
JC48817-2	2E135562.D	106	111	103	105
JC48817-3	2E135560.D	108	114	102	105
JC48817-4	2E135566.D	107	111	102	105
JC48817-3MS	2E135570.D	108	112	105	107
JC48817-3MSD	2E135571.D	105	110	104	107
V2E5920-BS	2E135558.D	108	113	104	106
V2E5920-MB	2E135557.D	107	112	103	106

Surrogate Compounds	Recovery Limits
S1 = Dibromofluoromethane	80-120%
S2 = 1,2-Dichloroethane-D4	81-124%
S3 = Toluene-D8	80-120%
S4 = 4-Bromofluorobenzene	80-120%

5.5.1
5

GC Semi-volatiles

QC Data Summaries

Includes the following where applicable:

- Method Blank Summaries
- Blank Spike Summaries
- Matrix Spike and Duplicate Summaries
- Surrogate Recovery Summaries

Method Blank Summary

Job Number: JC48817
Account: AGMINI Arcadis
Project: GE, 13th Street, Tell City, IN

Sample	File ID	DF	Analyzed	By	Prep Date	Prep Batch	Analytical Batch
OP5353-MB1	EF173871.D	1	08/18/17	RK	08/15/17	OP5353	GEF6032

The QC reported here applies to the following samples:

Method: SW846 8082A

JC48817-1, JC48817-2, JC48817-3

CAS No.	Compound	Result	RL	MDL	Units	Q
12674-11-2	Aroclor 1016	ND	0.33	0.13	ug/l	
11104-28-2	Aroclor 1221	ND	0.33	0.28	ug/l	
11141-16-5	Aroclor 1232	ND	0.33	0.17	ug/l	
53469-21-9	Aroclor 1242	ND	0.33	0.15	ug/l	
12672-29-6	Aroclor 1248	ND	0.33	0.084	ug/l	
11097-69-1	Aroclor 1254	ND	0.33	0.28	ug/l	
11096-82-5	Aroclor 1260	ND	0.33	0.10	ug/l	

CAS No.	Surrogate Recoveries	Limits	
877-09-8	Tetrachloro-m-xylene	56%	11-166%
877-09-8	Tetrachloro-m-xylene	64%	11-166%
2051-24-3	Decachlorobiphenyl	32%	10-150%
2051-24-3	Decachlorobiphenyl	30%	10-150%

6.1.1
6

Method Blank Summary

Job Number: JC48817
Account: AGMINI Arcadis
Project: GE, 13th Street, Tell City, IN

Sample	File ID	DF	Analyzed	By	Prep Date	Prep Batch	Analytical Batch
OP5365-MB1	XX214383.D	1	08/16/17	JR	08/15/17	OP5365	GXX6096

The QC reported here applies to the following samples:

Method: SW846 8082A

JC48817-4

CAS No.	Compound	Result	RL	MDL	Units	Q
12674-11-2	Aroclor 1016	ND	0.50	0.31	ug/l	
11104-28-2	Aroclor 1221	ND	0.50	0.49	ug/l	
11141-16-5	Aroclor 1232	ND	0.50	0.24	ug/l	
53469-21-9	Aroclor 1242	ND	0.50	0.37	ug/l	
12672-29-6	Aroclor 1248	ND	0.50	0.23	ug/l	
11097-69-1	Aroclor 1254	ND	0.50	0.25	ug/l	
11096-82-5	Aroclor 1260	ND	0.50	0.21	ug/l	

CAS No.	Surrogate Recoveries	Limits	
877-09-8	Tetrachloro-m-xylene	86%	11-166%
877-09-8	Tetrachloro-m-xylene	83%	11-166%
2051-24-3	Decachlorobiphenyl	32%	10-150%
2051-24-3	Decachlorobiphenyl	33%	10-150%

Blank Spike Summary

Job Number: JC48817
Account: AGMINI Arcadis
Project: GE, 13th Street, Tell City, IN

Sample	File ID	DF	Analyzed	By	Prep Date	Prep Batch	Analytical Batch
OP5353-BS1	EF173872.D	1	08/19/17	RK	08/15/17	OP5353	GEF6032

The QC reported here applies to the following samples:

Method: SW846 8082A

JC48817-1, JC48817-2, JC48817-3

CAS No.	Compound	Spike ug/l	BSP ug/l	BSP %	Limits
12674-11-2	Aroclor 1016	1.33	1.0	75	37-164
11104-28-2	Aroclor 1221		ND		70-130
11141-16-5	Aroclor 1232		ND		70-130
53469-21-9	Aroclor 1242		ND		70-130
12672-29-6	Aroclor 1248		ND		70-130
11097-69-1	Aroclor 1254		ND		70-130
11096-82-5	Aroclor 1260	1.33	0.88	66	36-155

CAS No.	Surrogate Recoveries	BSP	Limits
877-09-8	Tetrachloro-m-xylene	47%	11-166%
877-09-8	Tetrachloro-m-xylene	51%	11-166%
2051-24-3	Decachlorobiphenyl	27%	10-150%
2051-24-3	Decachlorobiphenyl	28%	10-150%

* = Outside of Control Limits.

Blank Spike/Blank Spike Duplicate Summary

Job Number: JC48817
Account: AGMINI Arcadis
Project: GE, 13th Street, Tell City, IN

Sample	File ID	DF	Analyzed	By	Prep Date	Prep Batch	Analytical Batch
OP5365-BS1	XX214384.D	1	08/16/17	JR	08/15/17	OP5365	GXX6096
OP5365-BSD	XX214385.D	1	08/16/17	JR	08/15/17	OP5365	GXX6096

The QC reported here applies to the following samples:

Method: SW846 8082A

JC48817-4

CAS No.	Compound	Spike ug/l	BSP ug/l	BSP %	BSD ug/l	BSD %	RPD	Limits Rec/RPD
12674-11-2	Aroclor 1016	2	2.0	100	2.0	100	0	37-164/43
11104-28-2	Aroclor 1221		ND		ND		nc	70-130/20
11141-16-5	Aroclor 1232		ND		ND		nc	70-130/20
53469-21-9	Aroclor 1242		ND		ND		nc	70-130/20
12672-29-6	Aroclor 1248		ND		ND		nc	70-130/20
11097-69-1	Aroclor 1254		ND		ND		nc	70-130/20
11096-82-5	Aroclor 1260	2	1.7	85	1.8	90	6	36-155/46

CAS No.	Surrogate Recoveries	BSP	BSD	Limits
877-09-8	Tetrachloro-m-xylene	76%	78%	11-166%
877-09-8	Tetrachloro-m-xylene	80%	82%	11-166%
2051-24-3	Decachlorobiphenyl	27%	28%	10-150%
2051-24-3	Decachlorobiphenyl	27%	29%	10-150%

* = Outside of Control Limits.

Matrix Spike/Matrix Spike Duplicate Summary

Job Number: JC48817
Account: AGMINI Arcadis
Project: GE, 13th Street, Tell City, IN

Sample	File ID	DF	Analyzed	By	Prep Date	Prep Batch	Analytical Batch
OP5353-MS	EF173880.D	1	08/19/17	RK	08/15/17	OP5353	GEF6032
OP5353-MSD	EF173881.D	1	08/19/17	RK	08/15/17	OP5353	GEF6032
JC48817-3	EF173879.D	1	08/19/17	RK	08/15/17	OP5353	GEF6032

The QC reported here applies to the following samples:

Method: SW846 8082A

JC48817-1, JC48817-2, JC48817-3

CAS No.	Compound	JC48817-3 ug/l	Spike Q ug/l	MS ug/l	MS %	Spike ug/l	MSD ug/l	MSD %	RPD	Limits Rec/RPD
12674-11-2	Aroclor 1016	ND	1.33	0.77	58	1.33	0.96	72	22	18-187/42
11104-28-2	Aroclor 1221	ND		ND			ND		nc	70-130/50
11141-16-5	Aroclor 1232	ND		ND			ND		nc	70-130/50
53469-21-9	Aroclor 1242	ND		ND			ND		nc	70-130/50
12672-29-6	Aroclor 1248	ND		ND			ND		nc	70-130/50
11097-69-1	Aroclor 1254	ND		ND			ND		nc	70-130/50
11096-82-5	Aroclor 1260	ND	1.33	0.58	43	1.33	0.90	67	43	10-185/46

CAS No.	Surrogate Recoveries	MS	MSD	JC48817-3	Limits
877-09-8	Tetrachloro-m-xylene	40%	49%	46%	11-166%
877-09-8	Tetrachloro-m-xylene	37%	49%	46%	11-166%
2051-24-3	Decachlorobiphenyl	22%	48%	28%	10-150%
2051-24-3	Decachlorobiphenyl	24%	47%	30%	10-150%

* = Outside of Control Limits.

Semivolatiles Surrogate Recovery Summary

Job Number: JC48817
Account: AGMINI Arcadis
Project: GE, 13th Street, Tell City, IN

Method: SW846 8082A	Matrix: AQ
----------------------------	-------------------

Samples and QC shown here apply to the above method

Lab Sample ID	Lab File ID	S1 ^a	S1 ^b	S2 ^a	S2 ^b
JC48817-1	EF173873.D	62	62	36	32
JC48817-2	EF173878.D	116	72	30	30
JC48817-3	EF173879.D	46	46	28	30
JC48817-4	XX214395.D	62	65	18	23
OP5353-BS1	EF173872.D	47	51	27	28
OP5353-MB1	EF173871.D	56	64	32	30
OP5353-MS	EF173880.D	40	37	22	24
OP5353-MSD	EF173881.D	49	49	48	47
OP5365-BS1	XX214384.D	76	80	27	27
OP5365-BSD	XX214385.D	78	82	28	29
OP5365-MB1	XX214383.D	86	83	32	33

Surrogate Compounds

Recovery Limits

S1 = Tetrachloro-m-xylene	11-166%
S2 = Decachlorobiphenyl	10-150%

- (a) Recovery from GC signal #1
- (b) Recovery from GC signal #2

6.5.1
6

Technical Report for

Arcadis

GE, 13th Street, Tell City, IN

IN000911

SGS Accutest Job Number: JC52494

Sampling Date: 10/03/17

Report to:

Arcadis
132 East Washington Suite 600
Indianapolis, IN 46204
Daniel.Petzold@Arcadis.com

ATTN: Daniel Petzold

Total number of pages in report: **44**



Test results contained within this data package meet the requirements of the National Environmental Laboratory Accreditation Program and/or state specific certification programs as applicable.

Nancy Cole
Laboratory Director

Client Service contact: Diane Komar 732-329-0200

Certifications: NJ(12129), NY(10983), CA, CT, FL, IL, IN, KS, KY, LA, MA, MD, ME, MN, NC, OH VAP (CL0056), AK (UST-103), AZ (AZ0786), PA, RI, SC, TX, UT, VA, WV, DoD ELAP (L-A-B L2248)

This report shall not be reproduced, except in its entirety, without the written approval of SGS Accutest.
Test results relate only to samples analyzed.

Table of Contents

-1-

Section 1: Sample Summary	3
Section 2: Summary of Hits	4
Section 3: Sample Results	5
3.1: JC52494-1: HA10 0-6"	6
3.2: JC52494-2: HA11 0-6"	9
3.3: JC52494-3: HA12 0-6"	12
3.4: JC52494-4: HA13 0-6"	15
Section 4: Misc. Forms	18
4.1: Chain of Custody	19
Section 5: MS Volatiles - QC Data Summaries	22
5.1: Method Blank Summary	23
5.2: Blank Spike Summary	28
5.3: Matrix Spike Summary	30
5.4: Duplicate Summary	33
5.5: Instrument Performance Checks (BFB)	36
5.6: Surrogate Recovery Summaries	39
Section 6: GC/LC Semi-volatiles - QC Data Summaries	40
6.1: Method Blank Summary	41
6.2: Blank Spike/Blank Spike Duplicate Summary	42
6.3: Matrix Spike/Matrix Spike Duplicate Summary	43
6.4: Surrogate Recovery Summaries	44

1

2

3

4

5

6



Sample Summary

Arcadis

Job No: JC52494

GE, 13th Street, Tell City, IN
 Project No: IN000911

Sample Number	Collected		Received	Matrix		Client Sample ID
	Date	Time By		Code	Type	
JC52494-1	10/03/17	15:20 DP	10/05/17	SO	Soil	HA10 0-6"
JC52494-2	10/03/17	15:45 DP	10/05/17	SO	Soil	HA11 0-6"
JC52494-3	10/03/17	15:55 DP	10/05/17	SO	Soil	HA12 0-6"
JC52494-4	10/03/17	16:10 DP	10/05/17	SO	Soil	HA13 0-6"

Soil samples reported on a dry weight basis unless otherwise indicated on result page.

Summary of Hits

Job Number: JC52494
Account: Arcadis
Project: GE, 13th Street, Tell City, IN
Collected: 10/03/17

2

Lab Sample ID	Client Sample ID	Result/ Qual	RL	MDL	Units	Method
---------------	------------------	-----------------	----	-----	-------	--------

JC52494-1 HA10 0-6"

Aroclor 1260	74.4	40	13	ug/kg	SW846 8082A
--------------	------	----	----	-------	-------------

JC52494-2 HA11 0-6"

Trichloroethene	0.78 J	1.2	0.68	ug/kg	SW846 8260C
Aroclor 1254 ^a	119	40	9.8	ug/kg	SW846 8082A

JC52494-3 HA12 0-6"

No hits reported in this sample.

JC52494-4 HA13 0-6"

Aroclor 1254	5640	450	110	ug/kg	SW846 8082A
--------------	------	-----	-----	-------	-------------

(a) More than 40 % RPD for detected concentrations between the two GC columns.

Sample Results

Report of Analysis

Report of Analysis

Client Sample ID: HA10 0-6"		Date Sampled: 10/03/17
Lab Sample ID: JC52494-1		Date Received: 10/05/17
Matrix: SO - Soil		Percent Solids: 79.6
Method: SW846 8260C		
Project: GE, 13th Street, Tell City, IN		

Run #1	File ID	DF	Analyzed	By	Prep Date	Prep Batch	Analytical Batch
Run #2	C220328.D	1	10/12/17 11:54	RS	n/a	n/a	VC8137

Run #1	Initial Weight
Run #2	5.5 g

VOA 8260 List

CAS No.	Compound	Result	RL	MDL	Units	Q
67-64-1	Acetone	ND	11	7.3	ug/kg	
71-43-2	Benzene	ND	0.57	0.12	ug/kg	
108-86-1	Bromobenzene	ND	5.7	0.34	ug/kg	
74-97-5	Bromochloromethane	ND	5.7	0.50	ug/kg	
75-27-4	Bromodichloromethane	ND	2.3	0.28	ug/kg	
75-25-2	Bromoform	ND	5.7	0.36	ug/kg	
74-83-9	Bromomethane	ND	5.7	0.80	ug/kg	
78-93-3	2-Butanone (MEK)	ND	11	6.0	ug/kg	
104-51-8	n-Butylbenzene	ND	2.3	0.42	ug/kg	
135-98-8	sec-Butylbenzene	ND	2.3	0.26	ug/kg	
98-06-6	tert-Butylbenzene	ND	2.3	0.50	ug/kg	
56-23-5	Carbon tetrachloride	ND	2.3	0.74	ug/kg	
108-90-7	Chlorobenzene	ND	2.3	0.33	ug/kg	
75-00-3	Chloroethane	ND	5.7	1.0	ug/kg	
67-66-3	Chloroform	ND	2.3	0.37	ug/kg	
74-87-3	Chloromethane	ND	5.7	1.1	ug/kg	
95-49-8	o-Chlorotoluene	ND	2.3	0.32	ug/kg	
106-43-4	p-Chlorotoluene	ND	2.3	0.30	ug/kg	
96-12-8	1,2-Dibromo-3-chloropropane	ND	2.3	0.77	ug/kg	
124-48-1	Dibromochloromethane	ND	2.3	0.44	ug/kg	
106-93-4	1,2-Dibromoethane	ND	1.1	0.28	ug/kg	
95-50-1	1,2-Dichlorobenzene	ND	1.1	0.59	ug/kg	
541-73-1	1,3-Dichlorobenzene	ND	1.1	0.33	ug/kg	
106-46-7	1,4-Dichlorobenzene	ND	1.1	0.55	ug/kg	
75-71-8	Dichlorodifluoromethane	ND	5.7	0.69	ug/kg	
75-34-3	1,1-Dichloroethane	ND	1.1	0.30	ug/kg	
107-06-2	1,2-Dichloroethane	ND	1.1	0.21	ug/kg	
75-35-4	1,1-Dichloroethene	ND	1.1	0.81	ug/kg	
156-59-2	cis-1,2-Dichloroethene	ND	1.1	0.46	ug/kg	
156-60-5	trans-1,2-Dichloroethene	ND	1.1	0.67	ug/kg	
78-87-5	1,2-Dichloropropane	ND	2.3	0.45	ug/kg	
142-28-9	1,3-Dichloropropane	ND	2.3	0.30	ug/kg	

ND = Not detected MDL = Method Detection Limit

RL = Reporting Limit

E = Indicates value exceeds calibration range

J = Indicates an estimated value

B = Indicates analyte found in associated method blank

N = Indicates presumptive evidence of a compound

Report of Analysis

Client Sample ID:	HA10 0-6"	Date Sampled:	10/03/17
Lab Sample ID:	JC52494-1	Date Received:	10/05/17
Matrix:	SO - Soil	Percent Solids:	79.6
Method:	SW846 8260C		
Project:	GE, 13th Street, Tell City, IN		

VOA 8260 List

CAS No.	Compound	Result	RL	MDL	Units	Q
594-20-7	2,2-Dichloropropane	ND	2.3	0.47	ug/kg	
563-58-6	1,1-Dichloropropene	ND	2.3	0.60	ug/kg	
10061-01-5	cis-1,3-Dichloropropene	ND	2.3	0.44	ug/kg	
10061-02-6	trans-1,3-Dichloropropene	ND	2.3	0.27	ug/kg	
100-41-4	Ethylbenzene	ND	1.1	0.33	ug/kg	
87-68-3	Hexachlorobutadiene	ND	5.7	0.59	ug/kg	
98-82-8	Isopropylbenzene	ND	2.3	0.28	ug/kg	
99-87-6	p-Isopropyltoluene	ND	2.3	0.29	ug/kg	
1634-04-4	Methyl Tert Butyl Ether	ND	1.1	0.49	ug/kg	
108-10-1	4-Methyl-2-pentanone(MIBK)	ND	5.7	2.1	ug/kg	
74-95-3	Methylene bromide	ND	5.7	0.42	ug/kg	
75-09-2	Methylene chloride	ND	5.7	2.9	ug/kg	
91-20-3	Naphthalene	ND	5.7	2.3	ug/kg	
103-65-1	n-Propylbenzene	ND	2.3	0.26	ug/kg	
100-42-5	Styrene	ND	2.3	0.57	ug/kg	
630-20-6	1,1,1,2-Tetrachloroethane	ND	2.3	0.30	ug/kg	
79-34-5	1,1,2,2-Tetrachloroethane	ND	2.3	0.29	ug/kg	
127-18-4	Tetrachloroethene	ND	2.3	0.73	ug/kg	
108-88-3	Toluene	ND	1.1	0.62	ug/kg	
87-61-6	1,2,3-Trichlorobenzene	ND	5.7	1.1	ug/kg	
120-82-1	1,2,4-Trichlorobenzene	ND	5.7	1.1	ug/kg	
71-55-6	1,1,1-Trichloroethane	ND	2.3	0.66	ug/kg	
79-00-5	1,1,2-Trichloroethane	ND	2.3	0.48	ug/kg	
79-01-6	Trichloroethene	ND	1.1	0.62	ug/kg	
75-69-4	Trichlorofluoromethane	ND	5.7	0.55	ug/kg	
96-18-4	1,2,3-Trichloropropane	ND	5.7	0.60	ug/kg	
95-63-6	1,2,4-Trimethylbenzene	ND	2.3	1.1	ug/kg	
108-67-8	1,3,5-Trimethylbenzene	ND	2.3	1.1	ug/kg	
75-01-4	Vinyl chloride	ND	2.3	0.87	ug/kg	
	m,p-Xylene	ND	1.1	0.63	ug/kg	
95-47-6	o-Xylene	ND	1.1	0.29	ug/kg	
1330-20-7	Xylene (total)	ND	1.1	0.29	ug/kg	

CAS No.	Surrogate Recoveries	Run# 1	Run# 2	Limits
1868-53-7	Dibromofluoromethane	101%		72-129%
17060-07-0	1,2-Dichloroethane-D4	102%		73-132%
2037-26-5	Toluene-D8	99%		80-120%
460-00-4	4-Bromofluorobenzene	102%		77-125%

ND = Not detected MDL = Method Detection Limit

RL = Reporting Limit

E = Indicates value exceeds calibration range

J = Indicates an estimated value

B = Indicates analyte found in associated method blank

N = Indicates presumptive evidence of a compound

Report of Analysis

3.1
3

Client Sample ID: HA10 0-6"	Date Sampled: 10/03/17
Lab Sample ID: JC52494-1	Date Received: 10/05/17
Matrix: SO - Soil	Percent Solids: 79.6
Method: SW846 8082A SW846 3546	
Project: GE, 13th Street, Tell City, IN	

Run #	File ID	DF	Analyzed	By	Prep Date	Prep Batch	Analytical Batch
Run #1	EF175682.D	1	10/10/17 16:07	RK	10/09/17 18:00	OP6739	GEF6070
Run #2							

Run #	Initial Weight	Final Volume
Run #1	15.8 g	10.0 ml
Run #2		

PCB List

CAS No.	Compound	Result	RL	MDL	Units	Q
12674-11-2	Aroclor 1016	ND	40	16	ug/kg	
11104-28-2	Aroclor 1221	ND	40	16	ug/kg	
11141-16-5	Aroclor 1232	ND	40	11	ug/kg	
53469-21-9	Aroclor 1242	ND	40	6.3	ug/kg	
12672-29-6	Aroclor 1248	ND	40	23	ug/kg	
11097-69-1	Aroclor 1254	ND	40	9.8	ug/kg	
11096-82-5	Aroclor 1260	74.4	40	13	ug/kg	

CAS No.	Surrogate Recoveries	Run# 1	Run# 2	Limits
877-09-8	Tetrachloro-m-xylene	123%		24-152%
877-09-8	Tetrachloro-m-xylene	138%		24-152%
2051-24-3	Decachlorobiphenyl	91%		10-166%
2051-24-3	Decachlorobiphenyl	117%		10-166%

ND = Not detected MDL = Method Detection Limit J = Indicates an estimated value
 RL = Reporting Limit B = Indicates analyte found in associated method blank
 E = Indicates value exceeds calibration range N = Indicates presumptive evidence of a compound

Report of Analysis

Client Sample ID: HA11 0-6"		Date Sampled: 10/03/17
Lab Sample ID: JC52494-2		Date Received: 10/05/17
Matrix: SO - Soil		Percent Solids: 77.3
Method: SW846 8260C		
Project: GE, 13th Street, Tell City, IN		

Run #1	File ID	DF	Analyzed	By	Prep Date	Prep Batch	Analytical Batch
Run #2	C220329.D	1	10/12/17 12:22	RS	n/a	n/a	VC8137

Run #1	Initial Weight
Run #2	5.2 g

VOA 8260 List

CAS No.	Compound	Result	RL	MDL	Units	Q
67-64-1	Acetone	ND	12	8.0	ug/kg	
71-43-2	Benzene	ND	0.62	0.13	ug/kg	
108-86-1	Bromobenzene	ND	6.2	0.37	ug/kg	
74-97-5	Bromochloromethane	ND	6.2	0.54	ug/kg	
75-27-4	Bromodichloromethane	ND	2.5	0.30	ug/kg	
75-25-2	Bromoform	ND	6.2	0.39	ug/kg	
74-83-9	Bromomethane	ND	6.2	0.87	ug/kg	
78-93-3	2-Butanone (MEK)	ND	12	6.5	ug/kg	
104-51-8	n-Butylbenzene	ND	2.5	0.45	ug/kg	
135-98-8	sec-Butylbenzene	ND	2.5	0.29	ug/kg	
98-06-6	tert-Butylbenzene	ND	2.5	0.55	ug/kg	
56-23-5	Carbon tetrachloride	ND	2.5	0.81	ug/kg	
108-90-7	Chlorobenzene	ND	2.5	0.36	ug/kg	
75-00-3	Chloroethane	ND	6.2	1.1	ug/kg	
67-66-3	Chloroform	ND	2.5	0.40	ug/kg	
74-87-3	Chloromethane	ND	6.2	1.2	ug/kg	
95-49-8	o-Chlorotoluene	ND	2.5	0.35	ug/kg	
106-43-4	p-Chlorotoluene	ND	2.5	0.32	ug/kg	
96-12-8	1,2-Dibromo-3-chloropropane	ND	2.5	0.84	ug/kg	
124-48-1	Dibromochloromethane	ND	2.5	0.47	ug/kg	
106-93-4	1,2-Dibromoethane	ND	1.2	0.30	ug/kg	
95-50-1	1,2-Dichlorobenzene	ND	1.2	0.64	ug/kg	
541-73-1	1,3-Dichlorobenzene	ND	1.2	0.36	ug/kg	
106-46-7	1,4-Dichlorobenzene	ND	1.2	0.60	ug/kg	
75-71-8	Dichlorodifluoromethane	ND	6.2	0.76	ug/kg	
75-34-3	1,1-Dichloroethane	ND	1.2	0.32	ug/kg	
107-06-2	1,2-Dichloroethane	ND	1.2	0.22	ug/kg	
75-35-4	1,1-Dichloroethene	ND	1.2	0.88	ug/kg	
156-59-2	cis-1,2-Dichloroethene	ND	1.2	0.50	ug/kg	
156-60-5	trans-1,2-Dichloroethene	ND	1.2	0.73	ug/kg	
78-87-5	1,2-Dichloropropane	ND	2.5	0.49	ug/kg	
142-28-9	1,3-Dichloropropane	ND	2.5	0.32	ug/kg	

ND = Not detected MDL = Method Detection Limit

RL = Reporting Limit

E = Indicates value exceeds calibration range

J = Indicates an estimated value

B = Indicates analyte found in associated method blank

N = Indicates presumptive evidence of a compound

Report of Analysis

Client Sample ID:	HA11 0-6"	Date Sampled:	10/03/17
Lab Sample ID:	JC52494-2	Date Received:	10/05/17
Matrix:	SO - Soil	Percent Solids:	77.3
Method:	SW846 8260C		
Project:	GE, 13th Street, Tell City, IN		

VOA 8260 List

CAS No.	Compound	Result	RL	MDL	Units	Q
594-20-7	2,2-Dichloropropane	ND	2.5	0.51	ug/kg	
563-58-6	1,1-Dichloropropene	ND	2.5	0.65	ug/kg	
10061-01-5	cis-1,3-Dichloropropene	ND	2.5	0.48	ug/kg	
10061-02-6	trans-1,3-Dichloropropene	ND	2.5	0.29	ug/kg	
100-41-4	Ethylbenzene	ND	1.2	0.36	ug/kg	
87-68-3	Hexachlorobutadiene	ND	6.2	0.64	ug/kg	
98-82-8	Isopropylbenzene	ND	2.5	0.31	ug/kg	
99-87-6	p-Isopropyltoluene	ND	2.5	0.32	ug/kg	
1634-04-4	Methyl Tert Butyl Ether	ND	1.2	0.53	ug/kg	
108-10-1	4-Methyl-2-pentanone(MIBK)	ND	6.2	2.2	ug/kg	
74-95-3	Methylene bromide	ND	6.2	0.46	ug/kg	
75-09-2	Methylene chloride	ND	6.2	3.1	ug/kg	
91-20-3	Naphthalene	ND	6.2	2.5	ug/kg	
103-65-1	n-Propylbenzene	ND	2.5	0.28	ug/kg	
100-42-5	Styrene	ND	2.5	0.62	ug/kg	
630-20-6	1,1,1,2-Tetrachloroethane	ND	2.5	0.32	ug/kg	
79-34-5	1,1,2,2-Tetrachloroethane	ND	2.5	0.32	ug/kg	
127-18-4	Tetrachloroethene	ND	2.5	0.79	ug/kg	
108-88-3	Toluene	ND	1.2	0.68	ug/kg	
87-61-6	1,2,3-Trichlorobenzene	ND	6.2	1.2	ug/kg	
120-82-1	1,2,4-Trichlorobenzene	ND	6.2	1.2	ug/kg	
71-55-6	1,1,1-Trichloroethane	ND	2.5	0.72	ug/kg	
79-00-5	1,1,2-Trichloroethane	ND	2.5	0.52	ug/kg	
79-01-6	Trichloroethene	0.78	1.2	0.68	ug/kg	J
75-69-4	Trichlorofluoromethane	ND	6.2	0.60	ug/kg	
96-18-4	1,2,3-Trichloropropane	ND	6.2	0.65	ug/kg	
95-63-6	1,2,4-Trimethylbenzene	ND	2.5	1.2	ug/kg	
108-67-8	1,3,5-Trimethylbenzene	ND	2.5	1.2	ug/kg	
75-01-4	Vinyl chloride	ND	2.5	0.95	ug/kg	
	m,p-Xylene	ND	1.2	0.68	ug/kg	
95-47-6	o-Xylene	ND	1.2	0.31	ug/kg	
1330-20-7	Xylene (total)	ND	1.2	0.31	ug/kg	

CAS No.	Surrogate Recoveries	Run# 1	Run# 2	Limits
1868-53-7	Dibromofluoromethane	101%		72-129%
17060-07-0	1,2-Dichloroethane-D4	101%		73-132%
2037-26-5	Toluene-D8	99%		80-120%
460-00-4	4-Bromofluorobenzene	100%		77-125%

ND = Not detected MDL = Method Detection Limit

RL = Reporting Limit

E = Indicates value exceeds calibration range

J = Indicates an estimated value

B = Indicates analyte found in associated method blank

N = Indicates presumptive evidence of a compound

Report of Analysis

32
3

Client Sample ID: HA11 0-6"	
Lab Sample ID: JC52494-2	Date Sampled: 10/03/17
Matrix: SO - Soil	Date Received: 10/05/17
Method: SW846 8082A SW846 3546	Percent Solids: 77.3
Project: GE, 13th Street, Tell City, IN	

Run #1	File ID	DF	Analyzed	By	Prep Date	Prep Batch	Analytical Batch
Run #1	EF175683.D	1	10/10/17 16:32	RK	10/09/17 18:00	OP6739	GEF6070
Run #2							

Run #1	Initial Weight	Final Volume
Run #1	16.3 g	10.0 ml
Run #2		

PCB List

CAS No.	Compound	Result	RL	MDL	Units	Q
12674-11-2	Aroclor 1016	ND	40	16	ug/kg	
11104-28-2	Aroclor 1221	ND	40	16	ug/kg	
11141-16-5	Aroclor 1232	ND	40	11	ug/kg	
53469-21-9	Aroclor 1242	ND	40	6.3	ug/kg	
12672-29-6	Aroclor 1248	ND	40	23	ug/kg	
11097-69-1	Aroclor 1254 ^a	119	40	9.8	ug/kg	
11096-82-5	Aroclor 1260	ND	40	13	ug/kg	

CAS No.	Surrogate Recoveries	Run# 1	Run# 2	Limits
877-09-8	Tetrachloro-m-xylene	94%		24-152%
877-09-8	Tetrachloro-m-xylene	108%		24-152%
2051-24-3	Decachlorobiphenyl	110%		10-166%
2051-24-3	Decachlorobiphenyl	134%		10-166%

(a) More than 40 % RPD for detected concentrations between the two GC columns.

ND = Not detected MDL = Method Detection Limit J = Indicates an estimated value
 RL = Reporting Limit B = Indicates analyte found in associated method blank
 E = Indicates value exceeds calibration range N = Indicates presumptive evidence of a compound

Report of Analysis

Client Sample ID:	HA12 0-6"	Date Sampled:	10/03/17
Lab Sample ID:	JC52494-3	Date Received:	10/05/17
Matrix:	SO - Soil	Percent Solids:	71.4
Method:	SW846 8260C		
Project:	GE, 13th Street, Tell City, IN		

VOA 8260 List

CAS No.	Compound	Result	RL	MDL	Units	Q
594-20-7	2,2-Dichloropropane	ND	2.3	0.48	ug/kg	
563-58-6	1,1-Dichloropropene	ND	2.3	0.61	ug/kg	
10061-01-5	cis-1,3-Dichloropropene	ND	2.3	0.45	ug/kg	
10061-02-6	trans-1,3-Dichloropropene	ND	2.3	0.28	ug/kg	
100-41-4	Ethylbenzene	ND	1.2	0.34	ug/kg	
87-68-3	Hexachlorobutadiene	ND	5.8	0.60	ug/kg	
98-82-8	Isopropylbenzene	ND	2.3	0.29	ug/kg	
99-87-6	p-Isopropyltoluene	ND	2.3	0.30	ug/kg	
1634-04-4	Methyl Tert Butyl Ether	ND	1.2	0.50	ug/kg	
108-10-1	4-Methyl-2-pentanone(MIBK)	ND	5.8	2.1	ug/kg	
74-95-3	Methylene bromide	ND	5.8	0.43	ug/kg	
75-09-2	Methylene chloride	ND	5.8	2.9	ug/kg	
91-20-3	Naphthalene	ND	5.8	2.3	ug/kg	
103-65-1	n-Propylbenzene	ND	2.3	0.27	ug/kg	
100-42-5	Styrene	ND	2.3	0.58	ug/kg	
630-20-6	1,1,1,2-Tetrachloroethane	ND	2.3	0.30	ug/kg	
79-34-5	1,1,2,2-Tetrachloroethane	ND	2.3	0.30	ug/kg	
127-18-4	Tetrachloroethene	ND	2.3	0.74	ug/kg	
108-88-3	Toluene	ND	1.2	0.64	ug/kg	
87-61-6	1,2,3-Trichlorobenzene	ND	5.8	1.2	ug/kg	
120-82-1	1,2,4-Trichlorobenzene	ND	5.8	1.2	ug/kg	
71-55-6	1,1,1-Trichloroethane	ND	2.3	0.68	ug/kg	
79-00-5	1,1,2-Trichloroethane	ND	2.3	0.49	ug/kg	
79-01-6	Trichloroethene	ND	1.2	0.64	ug/kg	
75-69-4	Trichlorofluoromethane	ND	5.8	0.56	ug/kg	
96-18-4	1,2,3-Trichloropropane	ND	5.8	0.61	ug/kg	
95-63-6	1,2,4-Trimethylbenzene	ND	2.3	1.2	ug/kg	
108-67-8	1,3,5-Trimethylbenzene	ND	2.3	1.2	ug/kg	
75-01-4	Vinyl chloride	ND	2.3	0.89	ug/kg	
	m,p-Xylene	ND	1.2	0.64	ug/kg	
95-47-6	o-Xylene	ND	1.2	0.29	ug/kg	
1330-20-7	Xylene (total)	ND	1.2	0.29	ug/kg	

CAS No.	Surrogate Recoveries	Run# 1	Run# 2	Limits
1868-53-7	Dibromofluoromethane	101%		72-129%
17060-07-0	1,2-Dichloroethane-D4	103%		73-132%
2037-26-5	Toluene-D8	99%		80-120%
460-00-4	4-Bromofluorobenzene	100%		77-125%

ND = Not detected MDL = Method Detection Limit

RL = Reporting Limit

E = Indicates value exceeds calibration range

J = Indicates an estimated value

B = Indicates analyte found in associated method blank

N = Indicates presumptive evidence of a compound

Report of Analysis

Client Sample ID: HA12 0-6"	Date Sampled: 10/03/17
Lab Sample ID: JC52494-3	Date Received: 10/05/17
Matrix: SO - Soil	Percent Solids: 71.4
Method: SW846 8082A SW846 3546	
Project: GE, 13th Street, Tell City, IN	

Run #	File ID	DF	Analyzed	By	Prep Date	Prep Batch	Analytical Batch
Run #1	EF175684.D	1	10/10/17 16:57	RK	10/09/17 18:00	OP6739	GEF6070
Run #2							

Run #	Initial Weight	Final Volume
Run #1	15.1 g	10.0 ml
Run #2		

PCB List

CAS No.	Compound	Result	RL	MDL	Units	Q
12674-11-2	Aroclor 1016	ND	46	19	ug/kg	
11104-28-2	Aroclor 1221	ND	46	19	ug/kg	
11141-16-5	Aroclor 1232	ND	46	12	ug/kg	
53469-21-9	Aroclor 1242	ND	46	7.4	ug/kg	
12672-29-6	Aroclor 1248	ND	46	27	ug/kg	
11097-69-1	Aroclor 1254	ND	46	11	ug/kg	
11096-82-5	Aroclor 1260	ND	46	15	ug/kg	

CAS No.	Surrogate Recoveries	Run# 1	Run# 2	Limits
877-09-8	Tetrachloro-m-xylene	90%		24-152%
877-09-8	Tetrachloro-m-xylene	107%		24-152%
2051-24-3	Decachlorobiphenyl	107%		10-166%
2051-24-3	Decachlorobiphenyl	132%		10-166%

ND = Not detected MDL = Method Detection Limit J = Indicates an estimated value
 RL = Reporting Limit B = Indicates analyte found in associated method blank
 E = Indicates value exceeds calibration range N = Indicates presumptive evidence of a compound

Report of Analysis

Client Sample ID:	HA13 0-6"	Date Sampled:	10/03/17
Lab Sample ID:	JC52494-4	Date Received:	10/05/17
Matrix:	SO - Soil	Percent Solids:	67.6
Method:	SW846 8260C		
Project:	GE, 13th Street, Tell City, IN		

VOA 8260 List

CAS No.	Compound	Result	RL	MDL	Units	Q
594-20-7	2,2-Dichloropropane	ND	3.7	0.76	ug/kg	
563-58-6	1,1-Dichloropropene	ND	3.7	0.96	ug/kg	
10061-01-5	cis-1,3-Dichloropropene	ND	3.7	0.71	ug/kg	
10061-02-6	trans-1,3-Dichloropropene	ND	3.7	0.44	ug/kg	
100-41-4	Ethylbenzene	ND	1.8	0.53	ug/kg	
87-68-3	Hexachlorobutadiene	ND	9.2	0.96	ug/kg	
98-82-8	Isopropylbenzene	ND	3.7	0.46	ug/kg	
99-87-6	p-Isopropyltoluene	ND	3.7	0.47	ug/kg	
1634-04-4	Methyl Tert Butyl Ether	ND	1.8	0.79	ug/kg	
108-10-1	4-Methyl-2-pentanone(MIBK)	ND	9.2	3.3	ug/kg	
74-95-3	Methylene bromide	ND	9.2	0.68	ug/kg	
75-09-2	Methylene chloride	ND	9.2	4.6	ug/kg	
91-20-3	Naphthalene	ND	9.2	3.7	ug/kg	
103-65-1	n-Propylbenzene	ND	3.7	0.42	ug/kg	
100-42-5	Styrene	ND	3.7	0.92	ug/kg	
630-20-6	1,1,1,2-Tetrachloroethane	ND	3.7	0.48	ug/kg	
79-34-5	1,1,2,2-Tetrachloroethane	ND	3.7	0.47	ug/kg	
127-18-4	Tetrachloroethene	ND	3.7	1.2	ug/kg	
108-88-3	Toluene	ND	1.8	1.0	ug/kg	
87-61-6	1,2,3-Trichlorobenzene	ND	9.2	1.8	ug/kg	
120-82-1	1,2,4-Trichlorobenzene	ND	9.2	1.8	ug/kg	
71-55-6	1,1,1-Trichloroethane	ND	3.7	1.1	ug/kg	
79-00-5	1,1,2-Trichloroethane	ND	3.7	0.78	ug/kg	
79-01-6	Trichloroethene	ND	1.8	1.0	ug/kg	
75-69-4	Trichlorofluoromethane	ND	9.2	0.89	ug/kg	
96-18-4	1,2,3-Trichloropropane	ND	9.2	0.97	ug/kg	
95-63-6	1,2,4-Trimethylbenzene	ND	3.7	1.8	ug/kg	
108-67-8	1,3,5-Trimethylbenzene	ND	3.7	1.8	ug/kg	
75-01-4	Vinyl chloride	ND	3.7	1.4	ug/kg	
	m,p-Xylene	ND	1.8	1.0	ug/kg	
95-47-6	o-Xylene	ND	1.8	0.46	ug/kg	
1330-20-7	Xylene (total)	ND	1.8	0.46	ug/kg	

CAS No.	Surrogate Recoveries	Run# 1	Run# 2	Limits
1868-53-7	Dibromofluoromethane	102%		72-129%
17060-07-0	1,2-Dichloroethane-D4	104%		73-132%
2037-26-5	Toluene-D8	100%		80-120%
460-00-4	4-Bromofluorobenzene	103%		77-125%

ND = Not detected MDL = Method Detection Limit

RL = Reporting Limit

E = Indicates value exceeds calibration range

J = Indicates an estimated value

B = Indicates analyte found in associated method blank

N = Indicates presumptive evidence of a compound

Report of Analysis

Client Sample ID: HA13 0-6"		
Lab Sample ID: JC52494-4		Date Sampled: 10/03/17
Matrix: SO - Soil		Date Received: 10/05/17
Method: SW846 8082A SW846 3546		Percent Solids: 67.6
Project: GE, 13th Street, Tell City, IN		

Run #	File ID	DF	Analyzed	By	Prep Date	Prep Batch	Analytical Batch
Run #1	EF175685.D	1	10/10/17 17:22	RK	10/09/17 18:00	OP6739	GEF6070
Run #2	EF175747.D	10	10/13/17 05:15	EAL	10/09/17 18:00	OP6739	GEF6072

Run #	Initial Weight	Final Volume
Run #1	16.6 g	10.0 ml
Run #2	16.6 g	10.0 ml

PCB List

CAS No.	Compound	Result	RL	MDL	Units	Q
12674-11-2	Aroclor 1016	ND	45	18	ug/kg	
11104-28-2	Aroclor 1221	ND	45	18	ug/kg	
11141-16-5	Aroclor 1232	ND	45	12	ug/kg	
53469-21-9	Aroclor 1242	ND	45	7.1	ug/kg	
12672-29-6	Aroclor 1248	ND	45	26	ug/kg	
11097-69-1	Aroclor 1254	5640 ^a	450	110	ug/kg	
11096-82-5	Aroclor 1260	ND	45	14	ug/kg	

CAS No.	Surrogate Recoveries	Run# 1	Run# 2	Limits
877-09-8	Tetrachloro-m-xylene	79%	87%	24-152%
877-09-8	Tetrachloro-m-xylene	83%	83%	24-152%
2051-24-3	Decachlorobiphenyl	108%	99%	10-166%
2051-24-3	Decachlorobiphenyl	273% ^b	232% ^b	10-166%

(a) Result is from Run# 2

(b) Outside control limits due to matrix interference.

ND = Not detected MDL = Method Detection Limit
 RL = Reporting Limit
 E = Indicates value exceeds calibration range

J = Indicates an estimated value
 B = Indicates analyte found in associated method blank
 N = Indicates presumptive evidence of a compound

Misc. Forms

Custody Documents and Other Forms

Includes the following where applicable:

- Chain of Custody



ACCUTEST

SGS Accutest - Dayton
2235 Route 130, Dayton, NJ 08810
TEL: 732-329-0200 FAX: 732-329-3499/3480
www.accutest.com

FED-EX Tracking # 737960736356
Bottle Order Control #
SGS Accutest Quote # JC52494

Client / Reporting Information, Project Information, Requested Analysis, Matrix Codes, Collection table with columns for Field ID, Date, Time, Sampled by, Matrix, # of bottles, and various chemical analysis codes.

Vertical handwritten notes: slurry vol 82.60, PLBS

Handwritten circled notes: C60, 14L3, 4046, P41

Vertical red text: 4.1, 4

Turnaround Time, Data Deliverable Information, Comments / Special Instructions, and Chain of Custody table with columns for Relinquished by, Date, Received By, Date, and Custody Seal #.

Comments: D.I slurry voc vials frozen storage
Date: 10/17 Time: 15:50 Initials: DL

Form: SMO88-01CR Rev. Date: 9/13/16

SGS Accutest Sample Receipt Summary

Job Number: JC52494

Client: Arcadis

Project: GE Tell City

Date / Time Received: 10/5/2017 9:30:00 AM

Delivery Method: FedEx

Airbill #'s: 787960736356

Cooler Temps (Raw Measured) °C: Cooler 1: (2.9);

Cooler Temps (Corrected) °C: Cooler 1: (1.3);

Cooler Security

- | | <u>Y or N</u> | | | <u>Y or N</u> | |
|---------------------------|-------------------------------------|--------------------------|-----------------------|-------------------------------------|--------------------------|
| 1. Custody Seals Present: | <input checked="" type="checkbox"/> | <input type="checkbox"/> | 3. COC Present: | <input checked="" type="checkbox"/> | <input type="checkbox"/> |
| 2. Custody Seals Intact: | <input checked="" type="checkbox"/> | <input type="checkbox"/> | 4. Smpl Dates/Time OK | <input checked="" type="checkbox"/> | <input type="checkbox"/> |

Cooler Temperature

- | | <u>Y or N</u> | |
|------------------------------|-------------------------------------|--------------------------|
| 1. Temp criteria achieved: | <input checked="" type="checkbox"/> | <input type="checkbox"/> |
| 2. Cooler temp verification: | IR Gun | |
| 3. Cooler media: | Ice (Bag) | |
| 4. No. Coolers: | 1 | |

Quality Control Preservation

- | | <u>Y</u> | <u>or</u> | <u>N</u> | <u>N/A</u> |
|---------------------------------|-------------------------------------|-----------|-------------------------------------|-------------------------------------|
| 1. Trip Blank present / cooler: | <input type="checkbox"/> | | <input checked="" type="checkbox"/> | <input type="checkbox"/> |
| 2. Trip Blank listed on COC: | <input type="checkbox"/> | | <input checked="" type="checkbox"/> | <input type="checkbox"/> |
| 3. Samples preserved properly: | <input checked="" type="checkbox"/> | | <input type="checkbox"/> | |
| 4. VOCs headspace free: | <input type="checkbox"/> | | <input type="checkbox"/> | <input checked="" type="checkbox"/> |

Sample Integrity - Documentation

- | | <u>Y</u> | <u>or</u> | <u>N</u> |
|--|-------------------------------------|-----------|--------------------------|
| 1. Sample labels present on bottles: | <input checked="" type="checkbox"/> | | <input type="checkbox"/> |
| 2. Container labeling complete: | <input checked="" type="checkbox"/> | | <input type="checkbox"/> |
| 3. Sample container label / COC agree: | <input checked="" type="checkbox"/> | | <input type="checkbox"/> |

Sample Integrity - Condition

- | | <u>Y</u> | <u>or</u> | <u>N</u> |
|----------------------------------|-------------------------------------|-----------|--------------------------|
| 1. Sample recvd within HT: | <input checked="" type="checkbox"/> | | <input type="checkbox"/> |
| 2. All containers accounted for: | <input checked="" type="checkbox"/> | | <input type="checkbox"/> |
| 3. Condition of sample: | Intact | | |

Sample Integrity - Instructions

- | | <u>Y</u> | <u>or</u> | <u>N</u> | <u>N/A</u> |
|---|-------------------------------------|-----------|-------------------------------------|-------------------------------------|
| 1. Analysis requested is clear: | <input checked="" type="checkbox"/> | | <input type="checkbox"/> | |
| 2. Bottles received for unspecified tests | <input type="checkbox"/> | | <input checked="" type="checkbox"/> | |
| 3. Sufficient volume recvd for analysis: | <input checked="" type="checkbox"/> | | <input type="checkbox"/> | |
| 4. Compositing instructions clear: | <input type="checkbox"/> | | <input type="checkbox"/> | <input checked="" type="checkbox"/> |
| 5. Filtering instructions clear: | <input type="checkbox"/> | | <input type="checkbox"/> | <input checked="" type="checkbox"/> |

Comments -1 & -2 Received within hold for low level field kits. Processed out of hold time.

SM089-02
Rev. Date 12/1/16

JC52494: Chain of Custody

Page 2 of 3

4.1
4

Responded to by: Diane Komar

Response Date: 10/6/17

Dan Petzold notified - ok to proceed.

4.1

4

JC52494: Chain of Custody
Page 3 of 3

MS Volatiles

QC Data Summaries

Includes the following where applicable:

- Method Blank Summaries
- Blank Spike Summaries
- Matrix Spike and Duplicate Summaries
- Instrument Performance Checks (BFB)
- Surrogate Recovery Summaries

Method Blank Summary

Job Number: JC52494
Account: AGMINI Arcadis
Project: GE, 13th Street, Tell City, IN

Sample	File ID	DF	Analyzed	By	Prep Date	Prep Batch	Analytical Batch
VC8137-MB	C220324.D	1	10/12/17	RS	n/a	n/a	VC8137

The QC reported here applies to the following samples:

Method: SW846 8260C

JC52494-1, JC52494-2, JC52494-3, JC52494-4

CAS No.	Compound	Result	RL	MDL	Units	Q
67-64-1	Acetone	ND	10	6.4	ug/kg	
71-43-2	Benzene	ND	0.50	0.11	ug/kg	
108-86-1	Bromobenzene	ND	5.0	0.30	ug/kg	
74-97-5	Bromochloromethane	ND	5.0	0.44	ug/kg	
75-27-4	Bromodichloromethane	ND	2.0	0.24	ug/kg	
75-25-2	Bromoform	ND	5.0	0.31	ug/kg	
74-83-9	Bromomethane	ND	5.0	0.70	ug/kg	
78-93-3	2-Butanone (MEK)	ND	10	5.2	ug/kg	
104-51-8	n-Butylbenzene	ND	2.0	0.36	ug/kg	
135-98-8	sec-Butylbenzene	ND	2.0	0.23	ug/kg	
98-06-6	tert-Butylbenzene	ND	2.0	0.44	ug/kg	
56-23-5	Carbon tetrachloride	ND	2.0	0.65	ug/kg	
108-90-7	Chlorobenzene	ND	2.0	0.29	ug/kg	
75-00-3	Chloroethane	ND	5.0	0.90	ug/kg	
67-66-3	Chloroform	ND	2.0	0.32	ug/kg	
74-87-3	Chloromethane	ND	5.0	0.99	ug/kg	
95-49-8	o-Chlorotoluene	ND	2.0	0.28	ug/kg	
106-43-4	p-Chlorotoluene	ND	2.0	0.26	ug/kg	
96-12-8	1,2-Dibromo-3-chloropropane	ND	2.0	0.67	ug/kg	
124-48-1	Dibromochloromethane	ND	2.0	0.38	ug/kg	
106-93-4	1,2-Dibromoethane	ND	1.0	0.25	ug/kg	
95-50-1	1,2-Dichlorobenzene	ND	1.0	0.52	ug/kg	
541-73-1	1,3-Dichlorobenzene	ND	1.0	0.29	ug/kg	
106-46-7	1,4-Dichlorobenzene	ND	1.0	0.48	ug/kg	
75-71-8	Dichlorodifluoromethane	ND	5.0	0.61	ug/kg	
75-34-3	1,1-Dichloroethane	ND	1.0	0.26	ug/kg	
107-06-2	1,2-Dichloroethane	ND	1.0	0.18	ug/kg	
75-35-4	1,1-Dichloroethene	ND	1.0	0.71	ug/kg	
156-59-2	cis-1,2-Dichloroethene	ND	1.0	0.40	ug/kg	
156-60-5	trans-1,2-Dichloroethene	ND	1.0	0.58	ug/kg	
78-87-5	1,2-Dichloropropane	ND	2.0	0.40	ug/kg	
142-28-9	1,3-Dichloropropane	ND	2.0	0.26	ug/kg	
594-20-7	2,2-Dichloropropane	ND	2.0	0.41	ug/kg	
563-58-6	1,1-Dichloropropene	ND	2.0	0.52	ug/kg	
10061-01-5	cis-1,3-Dichloropropene	ND	2.0	0.38	ug/kg	
10061-02-6	trans-1,3-Dichloropropene	ND	2.0	0.24	ug/kg	

Method Blank Summary

Job Number: JC52494
Account: AGMINI Arcadis
Project: GE, 13th Street, Tell City, IN

Sample	File ID	DF	Analyzed	By	Prep Date	Prep Batch	Analytical Batch
VC8137-MB	C220324.D	1	10/12/17	RS	n/a	n/a	VC8137

The QC reported here applies to the following samples:

Method: SW846 8260C

JC52494-1, JC52494-2, JC52494-3, JC52494-4

CAS No.	Compound	Result	RL	MDL	Units	Q
100-41-4	Ethylbenzene	ND	1.0	0.29	ug/kg	
87-68-3	Hexachlorobutadiene	ND	5.0	0.52	ug/kg	
98-82-8	Isopropylbenzene	ND	2.0	0.25	ug/kg	
99-87-6	p-Isopropyltoluene	ND	2.0	0.26	ug/kg	
1634-04-4	Methyl Tert Butyl Ether	ND	1.0	0.43	ug/kg	
108-10-1	4-Methyl-2-pentanone(MIBK)	ND	5.0	1.8	ug/kg	
74-95-3	Methylene bromide	ND	5.0	0.37	ug/kg	
75-09-2	Methylene chloride	ND	5.0	2.5	ug/kg	
91-20-3	Naphthalene	ND	5.0	2.0	ug/kg	
103-65-1	n-Propylbenzene	ND	2.0	0.23	ug/kg	
100-42-5	Styrene	ND	2.0	0.50	ug/kg	
630-20-6	1,1,1,2-Tetrachloroethane	ND	2.0	0.26	ug/kg	
79-34-5	1,1,2,2-Tetrachloroethane	ND	2.0	0.25	ug/kg	
127-18-4	Tetrachloroethene	ND	2.0	0.64	ug/kg	
108-88-3	Toluene	ND	1.0	0.55	ug/kg	
87-61-6	1,2,3-Trichlorobenzene	ND	5.0	1.0	ug/kg	
120-82-1	1,2,4-Trichlorobenzene	ND	5.0	1.0	ug/kg	
71-55-6	1,1,1-Trichloroethane	ND	2.0	0.58	ug/kg	
79-00-5	1,1,2-Trichloroethane	ND	2.0	0.42	ug/kg	
79-01-6	Trichloroethene	ND	1.0	0.55	ug/kg	
75-69-4	Trichlorofluoromethane	ND	5.0	0.48	ug/kg	
96-18-4	1,2,3-Trichloropropane	ND	5.0	0.52	ug/kg	
95-63-6	1,2,4-Trimethylbenzene	ND	2.0	1.0	ug/kg	
108-67-8	1,3,5-Trimethylbenzene	ND	2.0	1.0	ug/kg	
75-01-4	Vinyl chloride	ND	2.0	0.77	ug/kg	
	m,p-Xylene	ND	1.0	0.55	ug/kg	
95-47-6	o-Xylene	ND	1.0	0.25	ug/kg	
1330-20-7	Xylene (total)	ND	1.0	0.25	ug/kg	

CAS No.	Surrogate Recoveries	Limits	
1868-53-7	Dibromofluoromethane	100%	72-129%
17060-07-0	1,2-Dichloroethane-D4	102%	73-132%
2037-26-5	Toluene-D8	99%	80-120%
460-00-4	4-Bromofluorobenzene	99%	77-125%

Method Blank Summary

Job Number: JC52494
Account: AGMINI Arcadis
Project: GE, 13th Street, Tell City, IN

Sample	File ID	DF	Analyzed	By	Prep Date	Prep Batch	Analytical Batch
VC8137-MB	C220324.D	1	10/12/17	RS	n/a	n/a	VC8137

The QC reported here applies to the following samples:

Method:

JC52494-1, JC52494-2, JC52494-3, JC52494-4

CAS No.	Tentatively Identified Compounds	R.T.	Est. Conc.	Units	Q
	Total TIC, Volatile		0	ug/kg	

5.1.1
5

Method Blank Summary

Job Number: JC52494
Account: AGMINI Arcadis
Project: GE, 13th Street, Tell City, IN

Sample	File ID	DF	Analyzed	By	Prep Date	Prep Batch	Analytical Batch
VC8137-MB2	C220373A.D	1	10/13/17	RS	n/a	n/a	VC8137

The QC reported here applies to the following samples:

Method: SW846 8260C

JC52494-4DUP

CAS No.	Compound	Result	RL	MDL	Units	Q
67-64-1	Acetone	ND	10	6.4	ug/kg	
71-43-2	Benzene	ND	0.50	0.11	ug/kg	
108-86-1	Bromobenzene	ND	5.0	0.30	ug/kg	
74-97-5	Bromochloromethane	ND	5.0	0.44	ug/kg	
75-27-4	Bromodichloromethane	ND	2.0	0.24	ug/kg	
75-25-2	Bromoform	ND	5.0	0.31	ug/kg	
74-83-9	Bromomethane	ND	5.0	0.70	ug/kg	
78-93-3	2-Butanone (MEK)	ND	10	5.2	ug/kg	
104-51-8	n-Butylbenzene	ND	2.0	0.36	ug/kg	
135-98-8	sec-Butylbenzene	ND	2.0	0.23	ug/kg	
98-06-6	tert-Butylbenzene	ND	2.0	0.44	ug/kg	
56-23-5	Carbon tetrachloride	ND	2.0	0.65	ug/kg	
108-90-7	Chlorobenzene	ND	2.0	0.29	ug/kg	
75-00-3	Chloroethane	ND	5.0	0.90	ug/kg	
67-66-3	Chloroform	ND	2.0	0.32	ug/kg	
74-87-3	Chloromethane	ND	5.0	0.99	ug/kg	
95-49-8	o-Chlorotoluene	ND	2.0	0.28	ug/kg	
106-43-4	p-Chlorotoluene	ND	2.0	0.26	ug/kg	
96-12-8	1,2-Dibromo-3-chloropropane	ND	2.0	0.67	ug/kg	
124-48-1	Dibromochloromethane	ND	2.0	0.38	ug/kg	
106-93-4	1,2-Dibromoethane	ND	1.0	0.25	ug/kg	
95-50-1	1,2-Dichlorobenzene	ND	1.0	0.52	ug/kg	
541-73-1	1,3-Dichlorobenzene	ND	1.0	0.29	ug/kg	
106-46-7	1,4-Dichlorobenzene	ND	1.0	0.48	ug/kg	
75-71-8	Dichlorodifluoromethane	ND	5.0	0.61	ug/kg	
75-34-3	1,1-Dichloroethane	ND	1.0	0.26	ug/kg	
107-06-2	1,2-Dichloroethane	ND	1.0	0.18	ug/kg	
75-35-4	1,1-Dichloroethene	ND	1.0	0.71	ug/kg	
156-59-2	cis-1,2-Dichloroethene	ND	1.0	0.40	ug/kg	
156-60-5	trans-1,2-Dichloroethene	ND	1.0	0.58	ug/kg	
78-87-5	1,2-Dichloropropane	ND	2.0	0.40	ug/kg	
142-28-9	1,3-Dichloropropane	ND	2.0	0.26	ug/kg	
594-20-7	2,2-Dichloropropane	ND	2.0	0.41	ug/kg	
563-58-6	1,1-Dichloropropene	ND	2.0	0.52	ug/kg	
10061-01-5	cis-1,3-Dichloropropene	ND	2.0	0.38	ug/kg	
10061-02-6	trans-1,3-Dichloropropene	ND	2.0	0.24	ug/kg	

Method Blank Summary

Job Number: JC52494
Account: AGMINI Arcadis
Project: GE, 13th Street, Tell City, IN

Sample	File ID	DF	Analyzed	By	Prep Date	Prep Batch	Analytical Batch
VC8137-MB2	C220373A.D	1	10/13/17	RS	n/a	n/a	VC8137

The QC reported here applies to the following samples:

Method: SW846 8260C

JC52494-4DUP

CAS No.	Compound	Result	RL	MDL	Units	Q
100-41-4	Ethylbenzene	ND	1.0	0.29	ug/kg	
87-68-3	Hexachlorobutadiene	ND	5.0	0.52	ug/kg	
98-82-8	Isopropylbenzene	ND	2.0	0.25	ug/kg	
99-87-6	p-Isopropyltoluene	ND	2.0	0.26	ug/kg	
1634-04-4	Methyl Tert Butyl Ether	ND	1.0	0.43	ug/kg	
108-10-1	4-Methyl-2-pentanone(MIBK)	ND	5.0	1.8	ug/kg	
74-95-3	Methylene bromide	ND	5.0	0.37	ug/kg	
75-09-2	Methylene chloride	ND	5.0	2.5	ug/kg	
91-20-3	Naphthalene	ND	5.0	2.0	ug/kg	
103-65-1	n-Propylbenzene	ND	2.0	0.23	ug/kg	
100-42-5	Styrene	ND	2.0	0.50	ug/kg	
630-20-6	1,1,1,2-Tetrachloroethane	ND	2.0	0.26	ug/kg	
79-34-5	1,1,2,2-Tetrachloroethane	ND	2.0	0.25	ug/kg	
127-18-4	Tetrachloroethene	ND	2.0	0.64	ug/kg	
108-88-3	Toluene	ND	1.0	0.55	ug/kg	
87-61-6	1,2,3-Trichlorobenzene	ND	5.0	1.0	ug/kg	
120-82-1	1,2,4-Trichlorobenzene	ND	5.0	1.0	ug/kg	
71-55-6	1,1,1-Trichloroethane	ND	2.0	0.58	ug/kg	
79-00-5	1,1,2-Trichloroethane	ND	2.0	0.42	ug/kg	
79-01-6	Trichloroethene	ND	1.0	0.55	ug/kg	
75-69-4	Trichlorofluoromethane	ND	5.0	0.48	ug/kg	
96-18-4	1,2,3-Trichloropropane	ND	5.0	0.52	ug/kg	
95-63-6	1,2,4-Trimethylbenzene	ND	2.0	1.0	ug/kg	
108-67-8	1,3,5-Trimethylbenzene	ND	2.0	1.0	ug/kg	
75-01-4	Vinyl chloride	ND	2.0	0.77	ug/kg	
	m,p-Xylene	ND	1.0	0.55	ug/kg	
95-47-6	o-Xylene	ND	1.0	0.25	ug/kg	
1330-20-7	Xylene (total)	ND	1.0	0.25	ug/kg	

CAS No.	Surrogate Recoveries	Limits	
1868-53-7	Dibromofluoromethane	99%	72-129%
17060-07-0	1,2-Dichloroethane-D4	101%	73-132%
2037-26-5	Toluene-D8	98%	80-120%
460-00-4	4-Bromofluorobenzene	102%	77-125%

Blank Spike Summary

Job Number: JC52494
Account: AGMINI Arcadis
Project: GE, 13th Street, Tell City, IN

Sample	File ID	DF	Analyzed	By	Prep Date	Prep Batch	Analytical Batch
VC8137-BS	C220325.D	1	10/12/17	RS	n/a	n/a	VC8137

The QC reported here applies to the following samples:

Method: SW846 8260C

JC52494-1, JC52494-2, JC52494-3, JC52494-4

CAS No.	Compound	Spike ug/kg	BSP ug/kg	BSP %	Limits
67-64-1	Acetone	200	186	93	45-144
71-43-2	Benzene	50	45.9	92	76-117
108-86-1	Bromobenzene	50	47.8	96	76-118
74-97-5	Bromochloromethane	50	51.7	103	82-121
75-27-4	Bromodichloromethane	50	50.4	101	76-121
75-25-2	Bromoform	50	55.0	110	78-129
74-83-9	Bromomethane	50	46.3	93	61-137
78-93-3	2-Butanone (MEK)	200	192	96	70-136
104-51-8	n-Butylbenzene	50	44.3	89	72-127
135-98-8	sec-Butylbenzene	50	44.9	90	73-128
98-06-6	tert-Butylbenzene	50	45.1	90	75-127
56-23-5	Carbon tetrachloride	50	44.6	89	74-139
108-90-7	Chlorobenzene	50	46.7	93	80-118
75-00-3	Chloroethane	50	45.5	91	63-133
67-66-3	Chloroform	50	46.2	92	79-125
74-87-3	Chloromethane	50	43.8	88	56-138
95-49-8	o-Chlorotoluene	50	46.1	92	74-121
106-43-4	p-Chlorotoluene	50	44.6	89	74-117
96-12-8	1,2-Dibromo-3-chloropropane	50	54.7	109	76-125
124-48-1	Dibromochloromethane	50	53.3	107	78-125
106-93-4	1,2-Dibromoethane	50	53.8	108	77-120
95-50-1	1,2-Dichlorobenzene	50	46.7	93	77-119
541-73-1	1,3-Dichlorobenzene	50	45.6	91	75-117
106-46-7	1,4-Dichlorobenzene	50	45.3	91	76-116
75-71-8	Dichlorodifluoromethane	50	42.8	86	47-152
75-34-3	1,1-Dichloroethane	50	46.2	92	75-124
107-06-2	1,2-Dichloroethane	50	50.3	101	72-132
75-35-4	1,1-Dichloroethene	50	44.1	88	71-134
156-59-2	cis-1,2-Dichloroethene	50	45.2	90	73-116
156-60-5	trans-1,2-Dichloroethene	50	45.1	90	73-124
78-87-5	1,2-Dichloropropane	50	49.6	99	78-118
142-28-9	1,3-Dichloropropane	50	51.4	103	77-116
594-20-7	2,2-Dichloropropane	50	45.1	90	63-140
563-58-6	1,1-Dichloropropene	50	45.2	90	79-127
10061-01-5	cis-1,3-Dichloropropene	50	49.4	99	79-120
10061-02-6	trans-1,3-Dichloropropene	50	49.2	98	77-121

* = Outside of Control Limits.

Blank Spike Summary

Job Number: JC52494
Account: AGMINI Arcadis
Project: GE, 13th Street, Tell City, IN

Sample	File ID	DF	Analyzed	By	Prep Date	Prep Batch	Analytical Batch
VC8137-BS	C220325.D	1	10/12/17	RS	n/a	n/a	VC8137

The QC reported here applies to the following samples:

Method: SW846 8260C

JC52494-1, JC52494-2, JC52494-3, JC52494-4

CAS No.	Compound	Spike ug/kg	BSP ug/kg	BSP %	Limits
100-41-4	Ethylbenzene	50	45.3	91	77-118
87-68-3	Hexachlorobutadiene	50	45.3	91	66-133
98-82-8	Isopropylbenzene	50	45.6	91	72-129
99-87-6	p-Isopropyltoluene	50	44.3	89	74-129
1634-04-4	Methyl Tert Butyl Ether	50	51.0	102	73-119
108-10-1	4-Methyl-2-pentanone(MIBK)	200	237	119	72-133
74-95-3	Methylene bromide	50	53.0	106	82-123
75-09-2	Methylene chloride	50	46.7	93	72-120
91-20-3	Naphthalene	50	54.0	108	70-130
103-65-1	n-Propylbenzene	50	45.1	90	75-126
100-42-5	Styrene	50	48.5	97	79-118
630-20-6	1,1,1,2-Tetrachloroethane	50	49.2	98	75-126
79-34-5	1,1,2,2-Tetrachloroethane	50	52.8	106	72-120
127-18-4	Tetrachloroethene	50	45.7	91	70-132
108-88-3	Toluene	50	45.4	91	76-118
87-61-6	1,2,3-Trichlorobenzene	50	49.9	100	71-132
120-82-1	1,2,4-Trichlorobenzene	50	48.5	97	76-132
71-55-6	1,1,1-Trichloroethane	50	44.6	89	78-138
79-00-5	1,1,2-Trichloroethane	50	52.2	104	79-117
79-01-6	Trichloroethene	50	46.6	93	79-124
75-69-4	Trichlorofluoromethane	50	43.6	87	64-142
96-18-4	1,2,3-Trichloropropane	50	53.4	107	76-120
95-63-6	1,2,4-Trimethylbenzene	50	44.9	90	75-123
108-67-8	1,3,5-Trimethylbenzene	50	44.7	89	73-125
75-01-4	Vinyl chloride	50	43.1	86	55-139
	m,p-Xylene	100	91.3	91	79-119
95-47-6	o-Xylene	50	46.3	93	77-122
1330-20-7	Xylene (total)	150	138	92	79-120

CAS No.	Surrogate Recoveries	BSP	Limits
1868-53-7	Dibromofluoromethane	101%	72-129%
17060-07-0	1,2-Dichloroethane-D4	100%	73-132%
2037-26-5	Toluene-D8	101%	80-120%
460-00-4	4-Bromofluorobenzene	99%	77-125%

* = Outside of Control Limits.

Matrix Spike Summary

Job Number: JC52494
Account: AGMINI Arcadis
Project: GE, 13th Street, Tell City, IN

Sample	File ID	DF	Analyzed	By	Prep Date	Prep Batch	Analytical Batch
JC52494-1MS	C220332.D	1	10/12/17	RS	n/a	n/a	VC8137
JC52494-1	C220328.D	1	10/12/17	RS	n/a	n/a	VC8137

The QC reported here applies to the following samples:

Method: SW846 8260C

JC52494-1, JC52494-2, JC52494-3, JC52494-4

CAS No.	Compound	JC52494-1 ug/kg	Spike Q	ug/kg	MS ug/kg	MS %	Limits
67-64-1	Acetone	ND		286	488	171* a	10-170
71-43-2	Benzene	ND		71.4	59.1	83	51-129
108-86-1	Bromobenzene	ND		71.4	54.5	76	43-131
74-97-5	Bromochloromethane	ND		71.4	64.8	91	57-128
75-27-4	Bromodichloromethane	ND		71.4	62.7	88	48-134
75-25-2	Bromoform	ND		71.4	63.2	89	45-135
74-83-9	Bromomethane	ND		71.4	64.4	90	26-142
78-93-3	2-Butanone (MEK)	ND		286	354	124	30-151
104-51-8	n-Butylbenzene	ND		71.4	51.3	72	14-154
135-98-8	sec-Butylbenzene	ND		71.4	54.0	76	25-151
98-06-6	tert-Butylbenzene	ND		71.4	54.4	76	32-150
56-23-5	Carbon tetrachloride	ND		71.4	60.6	85	47-146
108-90-7	Chlorobenzene	ND		71.4	55.8	78	48-133
75-00-3	Chloroethane	ND		71.4	66.6	93	22-143
67-66-3	Chloroform	ND		71.4	60.1	84	56-133
74-87-3	Chloromethane	ND		71.4	63.7	89	41-137
95-49-8	o-Chlorotoluene	ND		71.4	54.2	76	38-137
106-43-4	p-Chlorotoluene	ND		71.4	51.3	72	37-134
96-12-8	1,2-Dibromo-3-chloropropane	ND		71.4	62.9	88	40-131
124-48-1	Dibromochloromethane	ND		71.4	63.2	89	52-130
106-93-4	1,2-Dibromoethane	ND		71.4	64.3	90	50-124
95-50-1	1,2-Dichlorobenzene	ND		71.4	49.0	69	36-134
541-73-1	1,3-Dichlorobenzene	ND		71.4	49.0	69	35-133
106-46-7	1,4-Dichlorobenzene	ND		71.4	48.7	68	35-133
75-71-8	Dichlorodifluoromethane	ND		71.4	63.4	89	31-144
75-34-3	1,1-Dichloroethane	ND		71.4	61.5	86	54-133
107-06-2	1,2-Dichloroethane	ND		71.4	63.3	89	53-130
75-35-4	1,1-Dichloroethene	ND		71.4	61.4	86	48-141
156-59-2	cis-1,2-Dichloroethene	ND		71.4	58.3	82	47-127
156-60-5	trans-1,2-Dichloroethene	ND		71.4	61.2	86	47-134
78-87-5	1,2-Dichloropropane	ND		71.4	62.2	87	55-126
142-28-9	1,3-Dichloropropane	ND		71.4	62.7	88	54-120
594-20-7	2,2-Dichloropropane	ND		71.4	61.6	86	35-141
563-58-6	1,1-Dichloropropene	ND		71.4	61.4	86	47-140
10061-01-5	cis-1,3-Dichloropropene	ND		71.4	61.2	86	49-128
10061-02-6	trans-1,3-Dichloropropene	ND		71.4	58.9	83	45-128

* = Outside of Control Limits.

5.3.1
 5

Matrix Spike Summary

Job Number: JC52494
Account: AGMINI Arcadis
Project: GE, 13th Street, Tell City, IN

Sample	File ID	DF	Analyzed	By	Prep Date	Prep Batch	Analytical Batch
JC52494-1MS	C220332.D	1	10/12/17	RS	n/a	n/a	VC8137
JC52494-1	C220328.D	1	10/12/17	RS	n/a	n/a	VC8137

The QC reported here applies to the following samples:

Method: SW846 8260C

JC52494-1, JC52494-2, JC52494-3, JC52494-4

CAS No.	Compound	JC52494-1 ug/kg	Spike Q	MS ug/kg	MS %	Limits
100-41-4	Ethylbenzene	ND	71.4	56.0	78	40-136
87-68-3	Hexachlorobutadiene	ND	71.4	47.2	66	10-161
98-82-8	Isopropylbenzene	ND	71.4	55.5	78	37-145
99-87-6	p-Isopropyltoluene	ND	71.4	51.8	73	26-151
1634-04-4	Methyl Tert Butyl Ether	ND	71.4	64.7	91	55-119
108-10-1	4-Methyl-2-pentanone(MIBK)	ND	286	302	106	38-141
74-95-3	Methylene bromide	ND	71.4	64.4	90	55-127
75-09-2	Methylene chloride	ND	71.4	60.3	84	51-125
91-20-3	Naphthalene	ND	71.4	49.3	69	16-149
103-65-1	n-Propylbenzene	ND	71.4	55.0	77	29-150
100-42-5	Styrene	ND	71.4	56.5	79	41-137
630-20-6	1,1,1,2-Tetrachloroethane	ND	71.4	58.6	82	49-136
79-34-5	1,1,2,2-Tetrachloroethane	ND	71.4	62.3	87	35-136
127-18-4	Tetrachloroethene	ND	71.4	57.7	81	27-171
108-88-3	Toluene	ND	71.4	57.3	80	46-131
87-61-6	1,2,3-Trichlorobenzene	ND	71.4	42.6	60	12-148
120-82-1	1,2,4-Trichlorobenzene	ND	71.4	43.3	61	16-151
71-55-6	1,1,1-Trichloroethane	ND	71.4	60.3	84	54-144
79-00-5	1,1,2-Trichloroethane	ND	71.4	63.3	89	52-124
79-01-6	Trichloroethene	ND	71.4	60.3	84	45-145
75-69-4	Trichlorofluoromethane	ND	71.4	64.2	90	44-139
96-18-4	1,2,3-Trichloropropane	ND	71.4	64.6	91	42-135
95-63-6	1,2,4-Trimethylbenzene	ND	71.4	52.1	73	31-146
108-67-8	1,3,5-Trimethylbenzene	ND	71.4	53.1	74	33-144
75-01-4	Vinyl chloride	ND	71.4	64.8	91	38-139
	m,p-Xylene	ND	143	112	78	39-138
95-47-6	o-Xylene	ND	71.4	55.5	78	42-139
1330-20-7	Xylene (total)	ND	214	167	78	40-139

CAS No.	Surrogate Recoveries	MS	JC52494-1	Limits
1868-53-7	Dibromofluoromethane	102%	101%	72-129%
17060-07-0	1,2-Dichloroethane-D4	102%	102%	73-132%
2037-26-5	Toluene-D8	99%	99%	80-120%
460-00-4	4-Bromofluorobenzene	100%	102%	77-125%

* = Outside of Control Limits.

5.3.1
 5

Matrix Spike Summary

Job Number: JC52494
Account: AGMINI Arcadis
Project: GE, 13th Street, Tell City, IN

Sample	File ID	DF	Analyzed	By	Prep Date	Prep Batch	Analytical Batch
JC52494-1MS	C220332.D	1	10/12/17	RS	n/a	n/a	VC8137
JC52494-1	C220328.D	1	10/12/17	RS	n/a	n/a	VC8137

The QC reported here applies to the following samples:

Method: SW846 8260C

JC52494-1, JC52494-2, JC52494-3, JC52494-4

(a) Outside control limits due to matrix interference.

* = Outside of Control Limits.

Duplicate Summary

Job Number: JC52494
Account: AGMINI Arcadis
Project: GE, 13th Street, Tell City, IN

Sample	File ID	DF	Analyzed	By	Prep Date	Prep Batch	Analytical Batch
JC52494-4DUP	C220374.D	1	10/13/17	RS	n/a	n/a	VC8137
JC52494-4	C220331.D	1	10/12/17	RS	n/a	n/a	VC8137

The QC reported here applies to the following samples:

Method: SW846 8260C

JC52494-1, JC52494-2, JC52494-3, JC52494-4

CAS No.	Compound	JC52494-4 ug/kg	DUP Q	ug/kg	Q	RPD	Limits
67-64-1	Acetone	ND		24.8		200* a	30
71-43-2	Benzene	ND		ND		nc	30
108-86-1	Bromobenzene	ND		ND		nc	30
74-97-5	Bromochloromethane	ND		ND		nc	30
75-27-4	Bromodichloromethane	ND		ND		nc	30
75-25-2	Bromoform	ND		ND		nc	30
74-83-9	Bromomethane	ND		ND		nc	30
78-93-3	2-Butanone (MEK)	ND		ND		nc	30
104-51-8	n-Butylbenzene	ND		ND		nc	30
135-98-8	sec-Butylbenzene	ND		ND		nc	30
98-06-6	tert-Butylbenzene	ND		ND		nc	30
56-23-5	Carbon tetrachloride	ND		ND		nc	30
108-90-7	Chlorobenzene	ND		ND		nc	30
75-00-3	Chloroethane	ND		ND		nc	30
67-66-3	Chloroform	ND		ND		nc	30
74-87-3	Chloromethane	ND		ND		nc	30
95-49-8	o-Chlorotoluene	ND		ND		nc	30
106-43-4	p-Chlorotoluene	ND		ND		nc	30
96-12-8	1,2-Dibromo-3-chloropropane	ND		ND		nc	30
124-48-1	Dibromochloromethane	ND		ND		nc	30
106-93-4	1,2-Dibromoethane	ND		ND		nc	30
95-50-1	1,2-Dichlorobenzene	ND		ND		nc	30
541-73-1	1,3-Dichlorobenzene	ND		ND		nc	30
106-46-7	1,4-Dichlorobenzene	ND		ND		nc	30
75-71-8	Dichlorodifluoromethane	ND		ND		nc	30
75-34-3	1,1-Dichloroethane	ND		ND		nc	30
107-06-2	1,2-Dichloroethane	ND		ND		nc	30
75-35-4	1,1-Dichloroethene	ND		ND		nc	30
156-59-2	cis-1,2-Dichloroethene	ND		ND		nc	30
156-60-5	trans-1,2-Dichloroethene	ND		ND		nc	30
78-87-5	1,2-Dichloropropane	ND		ND		nc	30
142-28-9	1,3-Dichloropropane	ND		ND		nc	30
594-20-7	2,2-Dichloropropane	ND		ND		nc	30
563-58-6	1,1-Dichloropropene	ND		ND		nc	30
10061-01-5	cis-1,3-Dichloropropene	ND		ND		nc	30
10061-02-6	trans-1,3-Dichloropropene	ND		ND		nc	30

* = Outside of Control Limits.

5.4.1
 5

Duplicate Summary

Job Number: JC52494
Account: AGMINI Arcadis
Project: GE, 13th Street, Tell City, IN

Sample	File ID	DF	Analyzed	By	Prep Date	Prep Batch	Analytical Batch
JC52494-4DUP	C220374.D	1	10/13/17	RS	n/a	n/a	VC8137
JC52494-4	C220331.D	1	10/12/17	RS	n/a	n/a	VC8137

The QC reported here applies to the following samples:

Method: SW846 8260C

JC52494-1, JC52494-2, JC52494-3, JC52494-4

CAS No.	Compound	JC52494-4 ug/kg	DUP Q	ug/kg	Q	RPD	Limits
100-41-4	Ethylbenzene	ND	ND			nc	30
87-68-3	Hexachlorobutadiene	ND	ND			nc	30
98-82-8	Isopropylbenzene	ND	ND			nc	11
99-87-6	p-Isopropyltoluene	ND	ND			nc	30
1634-04-4	Methyl Tert Butyl Ether	ND	ND			nc	30
108-10-1	4-Methyl-2-pentanone(MIBK)	ND	ND			nc	30
74-95-3	Methylene bromide	ND	ND			nc	30
75-09-2	Methylene chloride	ND	ND			nc	30
91-20-3	Naphthalene	ND	ND			nc	30
103-65-1	n-Propylbenzene	ND	ND			nc	30
100-42-5	Styrene	ND	ND			nc	30
630-20-6	1,1,1,2-Tetrachloroethane	ND	ND			nc	30
79-34-5	1,1,2,2-Tetrachloroethane	ND	ND			nc	30
127-18-4	Tetrachloroethene	ND	ND			nc	30
108-88-3	Toluene	ND	ND			nc	30
87-61-6	1,2,3-Trichlorobenzene	ND	ND			nc	30
120-82-1	1,2,4-Trichlorobenzene	ND	ND			nc	30
71-55-6	1,1,1-Trichloroethane	ND	ND			nc	30
79-00-5	1,1,2-Trichloroethane	ND	ND			nc	30
79-01-6	Trichloroethene	ND	ND			nc	30
75-69-4	Trichlorofluoromethane	ND	ND			nc	30
96-18-4	1,2,3-Trichloropropane	ND	ND			nc	30
95-63-6	1,2,4-Trimethylbenzene	ND	ND			nc	30
108-67-8	1,3,5-Trimethylbenzene	ND	ND			nc	30
75-01-4	Vinyl chloride	ND	ND			nc	30
	m,p-Xylene	ND	ND			nc	30
95-47-6	o-Xylene	ND	ND			nc	30
1330-20-7	Xylene (total)	ND	ND			nc	30

CAS No.	Surrogate Recoveries	DUP	JC52494-4	Limits
1868-53-7	Dibromofluoromethane	100%	102%	72-129%
17060-07-0	1,2-Dichloroethane-D4	101%	104%	73-132%
2037-26-5	Toluene-D8	99%	100%	80-120%
460-00-4	4-Bromofluorobenzene	104%	103%	77-125%

* = Outside of Control Limits.

5.4.1
 5

Duplicate Summary

Job Number: JC52494
Account: AGMINI Arcadis
Project: GE, 13th Street, Tell City, IN

Sample	File ID	DF	Analyzed	By	Prep Date	Prep Batch	Analytical Batch
JC52494-4DUP	C220374.D	1	10/13/17	RS	n/a	n/a	VC8137
JC52494-4	C220331.D	1	10/12/17	RS	n/a	n/a	VC8137

The QC reported here applies to the following samples:

Method: SW846 8260C

JC52494-1, JC52494-2, JC52494-3, JC52494-4

(a) High RPD due to possible sample nonhomogeneity.

* = Outside of Control Limits.

Instrument Performance Check (BFB)

Job Number: JC52494
Account: AGMINI Arcadis
Project: GE, 13th Street, Tell City, IN

Sample: VC8126-BFB	Injection Date: 10/02/17
Lab File ID: C220059.D	Injection Time: 19:21
Instrument ID: GCMSC	

m/e	Ion Abundance Criteria	Raw Abundance	% Relative Abundance	Pass/Fail
50	15.0 - 40.0% of mass 95	27816	16.1	Pass
75	30.0 - 60.0% of mass 95	78658	45.5	Pass
95	Base peak, 100% relative abundance	173056	100.0	Pass
96	5.0 - 9.0% of mass 95	11396	6.59	Pass
173	Less than 2.0% of mass 174	0	0.00 (0.00) ^a	Pass
174	50.0 - 120.0% of mass 95	126645	73.2	Pass
175	5.0 - 9.0% of mass 174	9699	5.60 (7.66) ^a	Pass
176	95.0 - 101.0% of mass 174	123770	71.5 (97.7) ^a	Pass
177	5.0 - 9.0% of mass 176	7821	4.52 (6.32) ^b	Pass

(a) Value is % of mass 174

(b) Value is % of mass 176

This check applies to the following Samples, MS, MSD, Blanks, and Standards:

Lab Sample ID	Lab File ID	Date Analyzed	Time Analyzed	Hours Lapsed	Client Sample ID
VC8126-IC8126	C220060.D	10/02/17	19:59	00:38	Initial cal 0.2
VC8126-IC8126	C220061.D	10/02/17	20:28	01:07	Initial cal 0.5
VC8126-IC8126	C220062.D	10/02/17	20:57	01:36	Initial cal 1
VC8126-IC8126	C220063.D	10/02/17	21:26	02:05	Initial cal 2
VC8126-IC8126	C220064.D	10/02/17	21:55	02:34	Initial cal 4
VC8126-IC8126	C220065.D	10/02/17	22:23	03:02	Initial cal 8
VC8126-IC8126	C220066.D	10/02/17	22:53	03:32	Initial cal 20
VC8126-ICC8126	C220067.D	10/02/17	23:22	04:01	Initial cal 50
VC8126-IC8126	C220068.D	10/02/17	23:50	04:29	Initial cal 100
VC8126-IC8126	C220069.D	10/03/17	00:19	04:58	Initial cal 200
VC8126-ICV8126	C220072.D	10/03/17	01:46	06:25	Initial cal verification 50
VC8126-ICV8126	C220073.D	10/03/17	02:14	06:53	Initial cal verification 50

5.5.1
 5

Instrument Performance Check (BFB)

Job Number: JC52494
Account: AGMINI Arcadis
Project: GE, 13th Street, Tell City, IN

Sample: VC8137-BFB	Injection Date: 10/12/17
Lab File ID: C220323A.D	Injection Time: 09:12
Instrument ID: GCMSC	

m/e	Ion Abundance Criteria	Raw Abundance	% Relative Abundance	Pass/Fail
50	15.0 - 40.0% of mass 95	35117	17.1	Pass
75	30.0 - 60.0% of mass 95	95178	46.3	Pass
95	Base peak, 100% relative abundance	205781	100.0	Pass
96	5.0 - 9.0% of mass 95	14258	6.93	Pass
173	Less than 2.0% of mass 174	0	0.00 (0.00) ^a	Pass
174	50.0 - 120.0% of mass 95	146722	71.3	Pass
175	5.0 - 9.0% of mass 174	11165	5.43 (7.61) ^a	Pass
176	95.0 - 101.0% of mass 174	140264	68.2 (95.6) ^a	Pass
177	5.0 - 9.0% of mass 176	9303	4.52 (6.63) ^b	Pass

(a) Value is % of mass 174

(b) Value is % of mass 176

This check applies to the following Samples, MS, MSD, Blanks, and Standards:

Lab Sample ID	Lab File ID	Date Analyzed	Time Analyzed	Hours Lapsed	Client Sample ID
VC8137-CC8126	C220323.D	10/12/17	09:12	00:00	Continuing cal 20
VC8137-MB	C220324.D	10/12/17	09:49	00:37	Method Blank
VC8137-BS	C220325.D	10/12/17	10:22	01:10	Blank Spike
ZZZZZZ	C220326.D	10/12/17	10:56	01:44	(unrelated sample)
ZZZZZZ	C220327.D	10/12/17	11:25	02:13	(unrelated sample)
JC52494-1	C220328.D	10/12/17	11:54	02:42	HA10 0-6"
JC52494-2	C220329.D	10/12/17	12:22	03:10	HA11 0-6"
JC52494-3	C220330.D	10/12/17	12:51	03:39	HA12 0-6"
JC52494-4	C220331.D	10/12/17	13:20	04:08	HA13 0-6"
JC52494-1MS	C220332.D	10/12/17	13:49	04:37	Matrix Spike
ZZZZZZ	C220334.D	10/12/17	14:46	05:34	(unrelated sample)
ZZZZZZ	C220335.D	10/12/17	15:15	06:03	(unrelated sample)
ZZZZZZ	C220336.D	10/12/17	15:44	06:32	(unrelated sample)
ZZZZZZ	C220337.D	10/12/17	16:13	07:01	(unrelated sample)
ZZZZZZ	C220338.D	10/12/17	16:41	07:29	(unrelated sample)
ZZZZZZ	C220339.D	10/12/17	17:10	07:58	(unrelated sample)
ZZZZZZ	C220340.D	10/12/17	17:40	08:28	(unrelated sample)
ZZZZZZ	C220341.D	10/12/17	18:08	08:56	(unrelated sample)
ZZZZZZ	C220342.D	10/12/17	18:37	09:25	(unrelated sample)
ZZZZZZ	C220343.D	10/12/17	19:06	09:54	(unrelated sample)
ZZZZZZ	C220344.D	10/12/17	19:35	10:23	(unrelated sample)
ZZZZZZ	C220345.D	10/12/17	20:04	10:52	(unrelated sample)
ZZZZZZ	C220346.D	10/12/17	20:33	11:21	(unrelated sample)
ZZZZZZ	C220347.D	10/12/17	21:01	11:49	(unrelated sample)

5.5.2
5

Instrument Performance Check (BFB)

Job Number: JC52494
Account: AGMINI Arcadis
Project: GE, 13th Street, Tell City, IN

Sample: VC8139-BFB	Injection Date: 10/13/17
Lab File ID: C220372A.D	Injection Time: 10:32
Instrument ID: GCMSC	

m/e	Ion Abundance Criteria	Raw Abundance	% Relative Abundance	Pass/Fail
50	15.0 - 40.0% of mass 95	34965	15.8	Pass
75	30.0 - 60.0% of mass 95	97602	44.2	Pass
95	Base peak, 100% relative abundance	220719	100.0	Pass
96	5.0 - 9.0% of mass 95	14663	6.64	Pass
173	Less than 2.0% of mass 174	0	0.00 (0.00) ^a	Pass
174	50.0 - 120.0% of mass 95	161962	73.4	Pass
175	5.0 - 9.0% of mass 174	12482	5.66 (7.71) ^a	Pass
176	95.0 - 101.0% of mass 174	154624	70.1 (95.5) ^a	Pass
177	5.0 - 9.0% of mass 176	10634	4.82 (6.88) ^b	Pass

(a) Value is % of mass 174

(b) Value is % of mass 176

This check applies to the following Samples, MS, MSD, Blanks, and Standards:

Lab Sample ID	Lab File ID	Date Analyzed	Time Analyzed	Hours Lapsed	Client Sample ID
VC8137-MB2	C220373A.D	10/13/17	11:08	00:36	Method Blank
VC8139-MB	C220373.D	10/13/17	11:08	00:36	Method Blank
JC52494-4DUP	C220374.D	10/13/17	11:42	01:10	Duplicate
VC8139-BS	C220375.D	10/13/17	12:16	01:44	Blank Spike
ZZZZZZ	C220376.D	10/13/17	12:51	02:19	(unrelated sample)
JC52528-13	C220377.D	10/13/17	13:20	02:48	(used for QC only; not part of job JC52494)
JC52528-14	C220378.D	10/13/17	13:48	03:16	(used for QC only; not part of job JC52494)
ZZZZZZ	C220379.D	10/13/17	14:17	03:45	(unrelated sample)
ZZZZZZ	C220380.D	10/13/17	14:46	04:14	(unrelated sample)
JC52528-13MS	C220381.D	10/13/17	15:15	04:43	Matrix Spike
JC52528-14DUP	C220382.D	10/13/17	15:44	05:12	Duplicate
ZZZZZZ	C220383.D	10/13/17	16:13	05:41	(unrelated sample)
ZZZZZZ	C220384.D	10/13/17	16:41	06:09	(unrelated sample)
ZZZZZZ	C220385.D	10/13/17	17:10	06:38	(unrelated sample)
ZZZZZZ	C220386.D	10/13/17	17:39	07:07	(unrelated sample)
ZZZZZZ	C220387.D	10/13/17	18:08	07:36	(unrelated sample)
ZZZZZZ	C220388.D	10/13/17	18:37	08:05	(unrelated sample)
ZZZZZZ	C220389.D	10/13/17	19:05	08:33	(unrelated sample)
ZZZZZZ	C220390.D	10/13/17	19:34	09:02	(unrelated sample)
ZZZZZZ	C220391.D	10/13/17	20:03	09:31	(unrelated sample)
ZZZZZZ	C220392.D	10/13/17	20:32	10:00	(unrelated sample)
ZZZZZZ	C220393.D	10/13/17	21:01	10:29	(unrelated sample)
ZZZZZZ	C220394.D	10/13/17	21:30	10:58	(unrelated sample)

5.5.3
 5

Surrogate Recovery Summary

Job Number: JC52494
Account: AGMINI Arcadis
Project: GE, 13th Street, Tell City, IN

Method: SW846 8260C	Matrix: SO
----------------------------	-------------------

Samples and QC shown here apply to the above method

Lab Sample ID	Lab File ID	S1	S2	S3	S4
JC52494-1	C220328.D	101	102	99	102
JC52494-2	C220329.D	101	101	99	100
JC52494-3	C220330.D	101	103	99	100
JC52494-4	C220331.D	102	104	100	103
JC52494-1MS	C220332.D	102	102	99	100
JC52494-4DUP	C220374.D	100	101	99	104
VC8137-BS	C220325.D	101	100	101	99
VC8137-MB	C220324.D	100	102	99	99
VC8137-MB2	C220373A.D	99	101	98	102

Surrogate Compounds	Recovery Limits
S1 = Dibromofluoromethane	72-129%
S2 = 1,2-Dichloroethane-D4	73-132%
S3 = Toluene-D8	80-120%
S4 = 4-Bromofluorobenzene	77-125%

5.6.1
5

GC/LC Semi-volatiles

QC Data Summaries

Includes the following where applicable:

- Method Blank Summaries
- Blank Spike Summaries
- Matrix Spike and Duplicate Summaries
- Surrogate Recovery Summaries

Method Blank Summary

Job Number: JC52494
Account: AGMINI Arcadis
Project: GE, 13th Street, Tell City, IN

Sample	File ID	DF	Analyzed	By	Prep Date	Prep Batch	Analytical Batch
OP6739-MB1	EF175668.D	1	10/10/17	RK	10/09/17	OP6739	GEF6070

The QC reported here applies to the following samples:

Method: SW846 8082A

JC52494-1, JC52494-2, JC52494-3, JC52494-4

CAS No.	Compound	Result	RL	MDL	Units	Q
12674-11-2	Aroclor 1016	ND	33	13	ug/kg	
11104-28-2	Aroclor 1221	ND	33	14	ug/kg	
11141-16-5	Aroclor 1232	ND	33	8.9	ug/kg	
53469-21-9	Aroclor 1242	ND	33	5.3	ug/kg	
12672-29-6	Aroclor 1248	ND	33	20	ug/kg	
11097-69-1	Aroclor 1254	ND	33	8.2	ug/kg	
11096-82-5	Aroclor 1260	ND	33	11	ug/kg	

CAS No.	Surrogate Recoveries	Limits	
877-09-8	Tetrachloro-m-xylene	80%	24-152%
877-09-8	Tetrachloro-m-xylene	97%	24-152%
2051-24-3	Decachlorobiphenyl	98%	10-166%
2051-24-3	Decachlorobiphenyl	115%	10-166%

Blank Spike/Blank Spike Duplicate Summary

Job Number: JC52494
Account: AGMINI Arcadis
Project: GE, 13th Street, Tell City, IN

Sample	File ID	DF	Analyzed	By	Prep Date	Prep Batch	Analytical Batch
OP6739-BS1	EF175669.D	1	10/10/17	RK	10/09/17	OP6739	GEF6070
OP6739-BSD	EF175670.D	1	10/10/17	RK	10/09/17	OP6739	GEF6070

The QC reported here applies to the following samples:

Method: SW846 8082A

JC52494-1, JC52494-2, JC52494-3, JC52494-4

CAS No.	Compound	Spike ug/kg	BSP ug/kg	BSP %	BSD ug/kg	BSD %	RPD	Limits Rec/RPD
12674-11-2	Aroclor 1016	133	122	91	127	95	4	61-146/30
11104-28-2	Aroclor 1221		ND		ND		nc	70-130/30
11141-16-5	Aroclor 1232		ND		ND		nc	70-130/30
53469-21-9	Aroclor 1242		ND		ND		nc	70-130/30
12672-29-6	Aroclor 1248		ND		ND		nc	70-130/30
11097-69-1	Aroclor 1254		ND		ND		nc	70-130/30
11096-82-5	Aroclor 1260	133	125	94	132	99	5	62-148/30

CAS No.	Surrogate Recoveries	BSP	BSD	Limits
877-09-8	Tetrachloro-m-xylene	79%	79%	24-152%
877-09-8	Tetrachloro-m-xylene	96%	95%	24-152%
2051-24-3	Decachlorobiphenyl	92%	96%	10-166%
2051-24-3	Decachlorobiphenyl	109%	113%	10-166%

* = Outside of Control Limits.

Matrix Spike/Matrix Spike Duplicate Summary

Job Number: JC52494
Account: AGMINI Arcadis
Project: GE, 13th Street, Tell City, IN

Sample	File ID	DF	Analyzed	By	Prep Date	Prep Batch	Analytical Batch
OP6739-MS	EF175691.D	1	10/10/17	RK	10/09/17	OP6739	GEF6070
OP6739-MSD	EF175692.D	1	10/10/17	RK	10/09/17	OP6739	GEF6070
JC52475-1	EF175690.D	1	10/10/17	RK	10/09/17	OP6739	GEF6070

The QC reported here applies to the following samples:

Method: SW846 8082A

JC52494-1, JC52494-2, JC52494-3, JC52494-4

CAS No.	Compound	JC52475-1 ug/kg	Spike Q ug/kg	MS ug/kg	MS %	Spike ug/kg	MSD ug/kg	MSD %	RPD	Limits Rec/RPD
12674-11-2	Aroclor 1016	ND	392	708	181* a	351	567	162	22	24-178/46
11104-28-2	Aroclor 1221	ND		ND			ND		nc	70-130/50
11141-16-5	Aroclor 1232	ND		ND			ND		nc	70-130/50
53469-21-9	Aroclor 1242	ND		ND			ND		nc	70-130/50
12672-29-6	Aroclor 1248	ND		ND			ND		nc	70-130/50
11097-69-1	Aroclor 1254	ND		ND			ND		nc	70-130/50
11096-82-5	Aroclor 1260	ND	392	384	98	351	591	168	42	15-185/45

CAS No.	Surrogate Recoveries	MS	MSD	JC52475-1	Limits
877-09-8	Tetrachloro-m-xylene	40%	43%	51%	24-152%
877-09-8	Tetrachloro-m-xylene	92%	93%	86%	24-152%
2051-24-3	Decachlorobiphenyl	119%	104%	95%	10-166%
2051-24-3	Decachlorobiphenyl	34%	43%	44%	10-166%

(a) Outside control limits due to matrix interference.

* = Outside of Control Limits.

Surrogate Recovery Summary

Job Number: JC52494
Account: AGMINI Arcadis
Project: GE, 13th Street, Tell City, IN

Method: SW846 8082A	Matrix: SO
----------------------------	-------------------

Samples and QC shown here apply to the above method

Lab Sample ID	Lab File ID	S1 ^a	S1 ^b	S2 ^a	S2 ^b
JC52494-1	EF175682.D	123	138	91	117
JC52494-2	EF175683.D	94	108	110	134
JC52494-3	EF175684.D	90	107	107	132
JC52494-4	EF175747.D	87	83	99	232* ^c
JC52494-4	EF175685.D	79	83	108	273* ^c
OP6739-BS1	EF175669.D	79	96	92	109
OP6739-BSD	EF175670.D	79	95	96	113
OP6739-MB1	EF175668.D	80	97	98	115
OP6739-MS	EF175691.D	40	92	119	34
OP6739-MSD	EF175692.D	43	93	104	43

Surrogate Compounds	Recovery Limits
----------------------------	------------------------

S1 = Tetrachloro-m-xylene	24-152%
S2 = Decachlorobiphenyl	10-166%

- (a) Recovery from GC signal #1
- (b) Recovery from GC signal #2
- (c) Outside control limits due to matrix interference.

Technical Report for

Arcadis

GE, 13th Street, Tell City, IN

IN000911.0011

SGS Accutest Job Number: JC52961

Sampling Date: 10/11/17

Report to:

Arcadis
132 East Washington Suite 600
Indianapolis, IN 46204
Daniel.Petzold@Arcadis.com

ATTN: Daniel Petzold

Total number of pages in report: **96**



Test results contained within this data package meet the requirements of the National Environmental Laboratory Accreditation Program and/or state specific certification programs as applicable.

Nancy Cole
Laboratory Director

Client Service contact: Diane Komar 732-329-0200

Certifications: NJ(12129), NY(10983), CA, CT, FL, IL, IN, KS, KY, LA, MA, MD, ME, MN, NC, OH VAP (CL0056), AK (UST-103), AZ (AZ0786), PA, RI, SC, TX, UT, VA, WV, DoD ELAP (L-A-B L2248)

This report shall not be reproduced, except in its entirety, without the written approval of SGS Accutest.
Test results relate only to samples analyzed.

Table of Contents

-1-

Section 1: Sample Summary	3
Section 2: Summary of Hits	4
Section 3: Sample Results	6
3.1: JC52961-1: P-25(6'-8')(101117)	7
3.2: JC52961-2: P-25(10'-12')(101117)	10
3.3: JC52961-3: P-24(2'-4')(101117)	13
3.4: JC52961-4: P-24(10'-12')(101117)	16
3.5: JC52961-5: P-23(2'-4')(101117)	19
3.6: JC52961-6: P-23(10'-12')(101117)	23
3.7: JC52961-7: P-22(2'-4')(101117)	27
3.8: JC52961-8: P-22(10'-12')(101117)	30
3.9: JC52961-9: DUP-1(101117)	33
3.10: JC52961-10: P-25(101117)	36
3.11: JC52961-11: P-23(101117)	39
3.12: JC52961-12: P-22(101117)	43
3.13: JC52961-13: DUP-1(101117)	46
Section 4: Misc. Forms	50
4.1: Chain of Custody	51
Section 5: MS Volatiles - QC Data Summaries	54
5.1: Method Blank Summary	55
5.2: Blank Spike Summary	62
5.3: Matrix Spike Summary	68
5.4: Matrix Spike/Matrix Spike Duplicate Summary	73
5.5: Duplicate Summary	75
5.6: Instrument Performance Checks (BFB)	79
5.7: Surrogate Recovery Summaries	87
Section 6: GC/LC Semi-volatiles - QC Data Summaries	89
6.1: Method Blank Summary	90
6.2: Blank Spike Summary	92
6.3: Blank Spike/Blank Spike Duplicate Summary	93
6.4: Matrix Spike/Matrix Spike Duplicate Summary	94
6.5: Surrogate Recovery Summaries	95

Sample Summary

Arcadis

Job No: JC52961

GE, 13th Street, Tell City, IN
Project No: IN000911.0011

Sample Number	Collected		Received	Matrix		Client Sample ID
	Date	Time By		Code	Type	
JC52961-1	10/11/17	09:00 BG	10/12/17	SO	Soil	P-25(6'-8')(101117)
JC52961-2	10/11/17	09:11 BG	10/12/17	SO	Soil	P-25(10'-12')(101117)
JC52961-3	10/11/17	09:52 BG	10/12/17	SO	Soil	P-24(2'-4')(101117)
JC52961-4	10/11/17	10:05 BG	10/12/17	SO	Soil	P-24(10'-12')(101117)
JC52961-5	10/11/17	10:40 BG	10/12/17	SO	Soil	P-23(2'-4')(101117)
JC52961-6	10/11/17	10:50 BG	10/12/17	SO	Soil	P-23(10'-12')(101117)
JC52961-7	10/11/17	11:30 BG	10/12/17	SO	Soil	P-22(2'-4')(101117)
JC52961-8	10/11/17	11:40 BG	10/12/17	SO	Soil	P-22(10'-12')(101117)
JC52961-9	10/11/17	00:00 BG	10/12/17	SO	Soil	DUP-1(101117)
JC52961-10	10/11/17	13:15 BG	10/12/17	AQ	Water	P-25(101117)
JC52961-11	10/11/17	13:46 BG	10/12/17	AQ	Water	P-23(101117)
JC52961-12	10/11/17	13:53 BG	10/12/17	AQ	Water	P-22(101117)
JC52961-13	10/11/17	00:00 BG	10/12/17	AQ	Water	DUP-1(101117)

Soil samples reported on a dry weight basis unless otherwise indicated on result page.

Summary of Hits

Job Number: JC52961
Account: Arcadis
Project: GE, 13th Street, Tell City, IN
Collected: 10/11/17

Lab Sample ID	Client Sample ID	Result/ Qual	RL	MDL	Units	Method
---------------	------------------	-----------------	----	-----	-------	--------

JC52961-1 P-25(6'-8')(101117)

Acetone	11.5	11	7.3	ug/kg	SW846 8260C
Trichloroethene	0.76 J	1.1	0.62	ug/kg	SW846 8260C
Aroclor 1260	129	37	12	ug/kg	SW846 8082A

JC52961-2 P-25(10'-12')(101117)

Acetone	10.8 J	12	7.4	ug/kg	SW846 8260C
---------	--------	----	-----	-------	-------------

JC52961-3 P-24(2'-4')(101117)

No hits reported in this sample.

JC52961-4 P-24(10'-12')(101117)

No hits reported in this sample.

JC52961-5 P-23(2'-4')(101117)

Tetrachloroethene	20100	1300	410	ug/kg	SW846 8260C
Trichloroethene	1.3	1.0	0.57	ug/kg	SW846 8260C

JC52961-6 P-23(10'-12')(101117)

Acetone	12.6	12	7.5	ug/kg	SW846 8260C
Chloroethane	4.1 J	5.8	1.1	ug/kg	SW846 8260C
1,1-Dichloroethene	2.5	1.2	0.82	ug/kg	SW846 8260C
cis-1,2-Dichloroethene	218	1.2	0.47	ug/kg	SW846 8260C
Tetrachloroethene	10900	150	49	ug/kg	SW846 8260C
Trichloroethene	229	77	42	ug/kg	SW846 8260C
Vinyl chloride	27.7	2.3	0.89	ug/kg	SW846 8260C

JC52961-7 P-22(2'-4')(101117)

No hits reported in this sample.

JC52961-8 P-22(10'-12')(101117)

No hits reported in this sample.

JC52961-9 DUP-1(101117)

Tetrachloroethene	0.99 J	2.8	0.90	ug/kg	SW846 8260C
-------------------	--------	-----	------	-------	-------------

Summary of Hits

Job Number: JC52961
Account: Arcadis
Project: GE, 13th Street, Tell City, IN
Collected: 10/11/17

Lab Sample ID	Client Sample ID	Result/ Qual	RL	MDL	Units	Method
JC52961-10		P-25(101117)				
Toluene		0.40 J	1.0	0.25	ug/l	SW846 8260C
JC52961-11		P-23(101117)				
1,1-Dichloroethane		0.54 J	2.0	0.41	ug/l	SW846 8260C
1,1-Dichloroethene		4.4	2.0	0.95	ug/l	SW846 8260C
cis-1,2-Dichloroethene		155	2.0	1.0	ug/l	SW846 8260C
Tetrachloroethene		376	20	10	ug/l	SW846 8260C
Trichloroethene		42.2	2.0	0.53	ug/l	SW846 8260C
Vinyl chloride		69.6	2.0	1.2	ug/l	SW846 8260C
JC52961-12		P-22(101117)				
Benzene		0.39 J	0.50	0.17	ug/l	SW846 8260C
Ethylbenzene		0.50 J	1.0	0.22	ug/l	SW846 8260C
Tetrachloroethene		3.7	1.0	0.50	ug/l	SW846 8260C
Toluene		1.3	1.0	0.25	ug/l	SW846 8260C
Trichloroethene		0.48 J	1.0	0.27	ug/l	SW846 8260C
1,2,4-Trimethylbenzene		0.29 J	2.0	0.24	ug/l	SW846 8260C
m,p-Xylene		0.66 J	1.0	0.43	ug/l	SW846 8260C
Xylene (total)		0.66 J	1.0	0.22	ug/l	SW846 8260C
JC52961-13		DUP-1(101117)				
Benzene ^a		0.57	0.50	0.17	ug/l	SW846 8260C
Ethylbenzene ^a		0.53 J	1.0	0.22	ug/l	SW846 8260C
Tetrachloroethene ^a		4.0	1.0	0.50	ug/l	SW846 8260C
Toluene ^a		1.7	1.0	0.25	ug/l	SW846 8260C
Trichloroethene ^a		0.42 J	1.0	0.27	ug/l	SW846 8260C
1,2,4-Trimethylbenzene ^a		0.43 J	2.0	0.24	ug/l	SW846 8260C
m,p-Xylene ^a		0.93 J	1.0	0.43	ug/l	SW846 8260C
o-Xylene ^a		0.31 J	1.0	0.22	ug/l	SW846 8260C
Xylene (total) ^a		1.2	1.0	0.22	ug/l	SW846 8260C

(a) (pH= 7)Sample pH did not satisfy field preservation criteria.

Sample Results

Report of Analysis

Report of Analysis

3.1
3

Client Sample ID: P-25(6' -8')(101117)	
Lab Sample ID: JC52961-1	Date Sampled: 10/11/17
Matrix: SO - Soil	Date Received: 10/12/17
Method: SW846 8260C SW846 5035	Percent Solids: 87.6
Project: GE, 13th Street, Tell City, IN	

Run #1	File ID	DF	Analyzed	By	Prep Date	Prep Batch	Analytical Batch
Run #1	C220599.D	1	10/20/17 03:20	RS	10/13/17 08:00	n/a	VC8149
Run #2							

	Initial Weight
Run #1	5.0 g
Run #2	

VOA 8260 List

CAS No.	Compound	Result	RL	MDL	Units	Q
67-64-1	Acetone	11.5	11	7.3	ug/kg	
71-43-2	Benzene	ND	0.57	0.12	ug/kg	
108-86-1	Bromobenzene	ND	5.7	0.34	ug/kg	
74-97-5	Bromochloromethane	ND	5.7	0.50	ug/kg	
75-27-4	Bromodichloromethane	ND	2.3	0.28	ug/kg	
75-25-2	Bromoform	ND	5.7	0.36	ug/kg	
74-83-9	Bromomethane	ND	5.7	0.80	ug/kg	
78-93-3	2-Butanone (MEK)	ND	11	6.0	ug/kg	
104-51-8	n-Butylbenzene	ND	2.3	0.42	ug/kg	
135-98-8	sec-Butylbenzene	ND	2.3	0.26	ug/kg	
98-06-6	tert-Butylbenzene	ND	2.3	0.50	ug/kg	
56-23-5	Carbon tetrachloride	ND	2.3	0.74	ug/kg	
108-90-7	Chlorobenzene	ND	2.3	0.33	ug/kg	
75-00-3	Chloroethane	ND	5.7	1.0	ug/kg	
67-66-3	Chloroform	ND	2.3	0.37	ug/kg	
74-87-3	Chloromethane	ND	5.7	1.1	ug/kg	
95-49-8	o-Chlorotoluene	ND	2.3	0.32	ug/kg	
106-43-4	p-Chlorotoluene	ND	2.3	0.30	ug/kg	
96-12-8	1,2-Dibromo-3-chloropropane	ND	2.3	0.77	ug/kg	
124-48-1	Dibromochloromethane	ND	2.3	0.43	ug/kg	
106-93-4	1,2-Dibromoethane	ND	1.1	0.28	ug/kg	
95-50-1	1,2-Dichlorobenzene	ND	1.1	0.59	ug/kg	
541-73-1	1,3-Dichlorobenzene	ND	1.1	0.33	ug/kg	
106-46-7	1,4-Dichlorobenzene	ND	1.1	0.55	ug/kg	
75-71-8	Dichlorodifluoromethane	ND	5.7	0.69	ug/kg	
75-34-3	1,1-Dichloroethane	ND	1.1	0.30	ug/kg	
107-06-2	1,2-Dichloroethane	ND	1.1	0.21	ug/kg	
75-35-4	1,1-Dichloroethene	ND	1.1	0.81	ug/kg	
156-59-2	cis-1,2-Dichloroethene	ND	1.1	0.46	ug/kg	
156-60-5	trans-1,2-Dichloroethene	ND	1.1	0.67	ug/kg	
78-87-5	1,2-Dichloropropane	ND	2.3	0.45	ug/kg	
142-28-9	1,3-Dichloropropane	ND	2.3	0.30	ug/kg	

ND = Not detected MDL = Method Detection Limit J = Indicates an estimated value
 RL = Reporting Limit B = Indicates analyte found in associated method blank
 E = Indicates value exceeds calibration range N = Indicates presumptive evidence of a compound

Report of Analysis

Client Sample ID:	P-25(6' -8')(101117)	Date Sampled:	10/11/17
Lab Sample ID:	JC52961-1	Date Received:	10/12/17
Matrix:	SO - Soil	Percent Solids:	87.6
Method:	SW846 8260C SW846 5035		
Project:	GE, 13th Street, Tell City, IN		

VOA 8260 List

CAS No.	Compound	Result	RL	MDL	Units	Q
594-20-7	2,2-Dichloropropane	ND	2.3	0.47	ug/kg	
563-58-6	1,1-Dichloropropene	ND	2.3	0.59	ug/kg	
10061-01-5	cis-1,3-Dichloropropene	ND	2.3	0.44	ug/kg	
10061-02-6	trans-1,3-Dichloropropene	ND	2.3	0.27	ug/kg	
100-41-4	Ethylbenzene	ND	1.1	0.33	ug/kg	
87-68-3	Hexachlorobutadiene	ND	5.7	0.59	ug/kg	
98-82-8	Isopropylbenzene	ND	2.3	0.28	ug/kg	
99-87-6	p-Isopropyltoluene	ND	2.3	0.29	ug/kg	
1634-04-4	Methyl Tert Butyl Ether	ND	1.1	0.49	ug/kg	
108-10-1	4-Methyl-2-pentanone(MIBK)	ND	5.7	2.1	ug/kg	
74-95-3	Methylene bromide	ND	5.7	0.42	ug/kg	
75-09-2	Methylene chloride	ND	5.7	2.9	ug/kg	
91-20-3	Naphthalene	ND	5.7	2.3	ug/kg	
103-65-1	n-Propylbenzene	ND	2.3	0.26	ug/kg	
100-42-5	Styrene	ND	2.3	0.57	ug/kg	
630-20-6	1,1,1,2-Tetrachloroethane	ND	2.3	0.30	ug/kg	
79-34-5	1,1,2,2-Tetrachloroethane	ND	2.3	0.29	ug/kg	
127-18-4	Tetrachloroethene	ND	2.3	0.73	ug/kg	
108-88-3	Toluene	ND	1.1	0.62	ug/kg	
87-61-6	1,2,3-Trichlorobenzene	ND	5.7	1.1	ug/kg	
120-82-1	1,2,4-Trichlorobenzene	ND	5.7	1.1	ug/kg	
71-55-6	1,1,1-Trichloroethane	ND	2.3	0.66	ug/kg	
79-00-5	1,1,2-Trichloroethane	ND	2.3	0.48	ug/kg	
79-01-6	Trichloroethene	0.76	1.1	0.62	ug/kg	J
75-69-4	Trichlorofluoromethane	ND	5.7	0.55	ug/kg	
96-18-4	1,2,3-Trichloropropane	ND	5.7	0.60	ug/kg	
95-63-6	1,2,4-Trimethylbenzene	ND	2.3	1.1	ug/kg	
108-67-8	1,3,5-Trimethylbenzene	ND	2.3	1.1	ug/kg	
75-01-4	Vinyl chloride	ND	2.3	0.87	ug/kg	
	m,p-Xylene	ND	1.1	0.63	ug/kg	
95-47-6	o-Xylene	ND	1.1	0.29	ug/kg	
1330-20-7	Xylene (total)	ND	1.1	0.29	ug/kg	

CAS No.	Surrogate Recoveries	Run# 1	Run# 2	Limits
1868-53-7	Dibromofluoromethane	100%		72-129%
17060-07-0	1,2-Dichloroethane-D4	112%		73-132%
2037-26-5	Toluene-D8	98%		80-120%
460-00-4	4-Bromofluorobenzene	105%		77-125%

ND = Not detected MDL = Method Detection Limit

RL = Reporting Limit

E = Indicates value exceeds calibration range

J = Indicates an estimated value

B = Indicates analyte found in associated method blank

N = Indicates presumptive evidence of a compound

Report of Analysis

3.1
3

Client Sample ID: P-25(6' -8')(101117)		Date Sampled: 10/11/17
Lab Sample ID: JC52961-1		Date Received: 10/12/17
Matrix: SO - Soil		Percent Solids: 87.6
Method: SW846 8082A SW846 3546		
Project: GE, 13th Street, Tell City, IN		

Run #	File ID	DF	Analyzed	By	Prep Date	Prep Batch	Analytical Batch
Run #1	XX217657.D	1	10/17/17 18:38	RK	10/16/17 08:10	OP6960	GXX6148
Run #2							

Run #	Initial Weight	Final Volume
Run #1	15.3 g	10.0 ml
Run #2		

PCB List

CAS No.	Compound	Result	RL	MDL	Units	Q
12674-11-2	Aroclor 1016	ND	37	15	ug/kg	
11104-28-2	Aroclor 1221	ND	37	15	ug/kg	
11141-16-5	Aroclor 1232	ND	37	10	ug/kg	
53469-21-9	Aroclor 1242	ND	37	5.9	ug/kg	
12672-29-6	Aroclor 1248	ND	37	22	ug/kg	
11097-69-1	Aroclor 1254	ND	37	9.2	ug/kg	
11096-82-5	Aroclor 1260	129	37	12	ug/kg	

CAS No.	Surrogate Recoveries	Run# 1	Run# 2	Limits
877-09-8	Tetrachloro-m-xylene	72%		24-152%
877-09-8	Tetrachloro-m-xylene	68%		24-152%
2051-24-3	Decachlorobiphenyl	67%		10-166%
2051-24-3	Decachlorobiphenyl	73%		10-166%

ND = Not detected MDL = Method Detection Limit J = Indicates an estimated value
 RL = Reporting Limit B = Indicates analyte found in associated method blank
 E = Indicates value exceeds calibration range N = Indicates presumptive evidence of a compound

Report of Analysis

Client Sample ID:	P-25(10'-12')(101117)	Date Sampled:	10/11/17
Lab Sample ID:	JC52961-2	Date Received:	10/12/17
Matrix:	SO - Soil	Percent Solids:	79.8
Method:	SW846 8260C SW846 5035		
Project:	GE, 13th Street, Tell City, IN		

VOA 8260 List

CAS No.	Compound	Result	RL	MDL	Units	Q
594-20-7	2,2-Dichloropropane	ND	2.3	0.47	ug/kg	
563-58-6	1,1-Dichloropropene	ND	2.3	0.60	ug/kg	
10061-01-5	cis-1,3-Dichloropropene	ND	2.3	0.45	ug/kg	
10061-02-6	trans-1,3-Dichloropropene	ND	2.3	0.27	ug/kg	
100-41-4	Ethylbenzene	ND	1.2	0.34	ug/kg	
87-68-3	Hexachlorobutadiene	ND	5.8	0.60	ug/kg	
98-82-8	Isopropylbenzene	ND	2.3	0.29	ug/kg	
99-87-6	p-Isopropyltoluene	ND	2.3	0.30	ug/kg	
1634-04-4	Methyl Tert Butyl Ether	ND	1.2	0.50	ug/kg	
108-10-1	4-Methyl-2-pentanone(MIBK)	ND	5.8	2.1	ug/kg	
74-95-3	Methylene bromide	ND	5.8	0.42	ug/kg	
75-09-2	Methylene chloride	ND	5.8	2.9	ug/kg	
91-20-3	Naphthalene	ND	5.8	2.3	ug/kg	
103-65-1	n-Propylbenzene	ND	2.3	0.27	ug/kg	
100-42-5	Styrene	ND	2.3	0.58	ug/kg	
630-20-6	1,1,1,2-Tetrachloroethane	ND	2.3	0.30	ug/kg	
79-34-5	1,1,2,2-Tetrachloroethane	ND	2.3	0.29	ug/kg	
127-18-4	Tetrachloroethene	ND	2.3	0.74	ug/kg	
108-88-3	Toluene	ND	1.2	0.63	ug/kg	
87-61-6	1,2,3-Trichlorobenzene	ND	5.8	1.2	ug/kg	
120-82-1	1,2,4-Trichlorobenzene	ND	5.8	1.2	ug/kg	
71-55-6	1,1,1-Trichloroethane	ND	2.3	0.67	ug/kg	
79-00-5	1,1,2-Trichloroethane	ND	2.3	0.49	ug/kg	
79-01-6	Trichloroethene	ND	1.2	0.63	ug/kg	
75-69-4	Trichlorofluoromethane	ND	5.8	0.56	ug/kg	
96-18-4	1,2,3-Trichloropropane	ND	5.8	0.61	ug/kg	
95-63-6	1,2,4-Trimethylbenzene	ND	2.3	1.2	ug/kg	
108-67-8	1,3,5-Trimethylbenzene	ND	2.3	1.2	ug/kg	
75-01-4	Vinyl chloride	ND	2.3	0.89	ug/kg	
	m,p-Xylene	ND	1.2	0.64	ug/kg	
95-47-6	o-Xylene	ND	1.2	0.29	ug/kg	
1330-20-7	Xylene (total)	ND	1.2	0.29	ug/kg	

CAS No.	Surrogate Recoveries	Run# 1	Run# 2	Limits
1868-53-7	Dibromofluoromethane	100%		72-129%
17060-07-0	1,2-Dichloroethane-D4	110%		73-132%
2037-26-5	Toluene-D8	98%		80-120%
460-00-4	4-Bromofluorobenzene	103%		77-125%

ND = Not detected MDL = Method Detection Limit

RL = Reporting Limit

E = Indicates value exceeds calibration range

J = Indicates an estimated value

B = Indicates analyte found in associated method blank

N = Indicates presumptive evidence of a compound

Report of Analysis

32
3

Client Sample ID: P-25(10'-12')(101117)	
Lab Sample ID: JC52961-2	Date Sampled: 10/11/17
Matrix: SO - Soil	Date Received: 10/12/17
Method: SW846 8082A SW846 3546	Percent Solids: 79.8
Project: GE, 13th Street, Tell City, IN	

Run #	File ID	DF	Analyzed	By	Prep Date	Prep Batch	Analytical Batch
Run #1	XX217660.D	1	10/17/17 19:28	RK	10/16/17 08:10	OP6960	GXX6148
Run #2							

Run #	Initial Weight	Final Volume
Run #1	15.4 g	10.0 ml
Run #2		

PCB List

CAS No.	Compound	Result	RL	MDL	Units	Q
12674-11-2	Aroclor 1016	ND	41	16	ug/kg	
11104-28-2	Aroclor 1221	ND	41	17	ug/kg	
11141-16-5	Aroclor 1232	ND	41	11	ug/kg	
53469-21-9	Aroclor 1242	ND	41	6.5	ug/kg	
12672-29-6	Aroclor 1248	ND	41	24	ug/kg	
11097-69-1	Aroclor 1254	ND	41	10	ug/kg	
11096-82-5	Aroclor 1260	ND	41	13	ug/kg	

CAS No.	Surrogate Recoveries	Run# 1	Run# 2	Limits
877-09-8	Tetrachloro-m-xylene	71%		24-152%
877-09-8	Tetrachloro-m-xylene	66%		24-152%
2051-24-3	Decachlorobiphenyl	72%		10-166%
2051-24-3	Decachlorobiphenyl	66%		10-166%

ND = Not detected MDL = Method Detection Limit J = Indicates an estimated value
 RL = Reporting Limit B = Indicates analyte found in associated method blank
 E = Indicates value exceeds calibration range N = Indicates presumptive evidence of a compound

Report of Analysis

Client Sample ID: P-24(2' -4')(101117)	
Lab Sample ID: JC52961-3	Date Sampled: 10/11/17
Matrix: SO - Soil	Date Received: 10/12/17
Method: SW846 8260C SW846 5035	Percent Solids: 81.3
Project: GE, 13th Street, Tell City, IN	

Run #1	File ID	DF	Analyzed	By	Prep Date	Prep Batch	Analytical Batch
Run #2	C220601.D	1	10/20/17 04:18	RS	10/13/17 08:00	n/a	VC8149

	Initial Weight
Run #1	5.8 g
Run #2	

VOA 8260 List

CAS No.	Compound	Result	RL	MDL	Units	Q
67-64-1	Acetone	ND	11	6.8	ug/kg	
71-43-2	Benzene	ND	0.53	0.11	ug/kg	
108-86-1	Bromobenzene	ND	5.3	0.31	ug/kg	
74-97-5	Bromochloromethane	ND	5.3	0.46	ug/kg	
75-27-4	Bromodichloromethane	ND	2.1	0.26	ug/kg	
75-25-2	Bromoform	ND	5.3	0.33	ug/kg	
74-83-9	Bromomethane	ND	5.3	0.74	ug/kg	
78-93-3	2-Butanone (MEK)	ND	11	5.5	ug/kg	
104-51-8	n-Butylbenzene	ND	2.1	0.39	ug/kg	
135-98-8	sec-Butylbenzene	ND	2.1	0.25	ug/kg	
98-06-6	tert-Butylbenzene	ND	2.1	0.47	ug/kg	
56-23-5	Carbon tetrachloride	ND	2.1	0.69	ug/kg	
108-90-7	Chlorobenzene	ND	2.1	0.31	ug/kg	
75-00-3	Chloroethane	ND	5.3	0.96	ug/kg	
67-66-3	Chloroform	ND	2.1	0.34	ug/kg	
74-87-3	Chloromethane	ND	5.3	1.0	ug/kg	
95-49-8	o-Chlorotoluene	ND	2.1	0.29	ug/kg	
106-43-4	p-Chlorotoluene	ND	2.1	0.28	ug/kg	
96-12-8	1,2-Dibromo-3-chloropropane	ND	2.1	0.71	ug/kg	
124-48-1	Dibromochloromethane	ND	2.1	0.40	ug/kg	
106-93-4	1,2-Dibromoethane	ND	1.1	0.26	ug/kg	
95-50-1	1,2-Dichlorobenzene	ND	1.1	0.55	ug/kg	
541-73-1	1,3-Dichlorobenzene	ND	1.1	0.30	ug/kg	
106-46-7	1,4-Dichlorobenzene	ND	1.1	0.51	ug/kg	
75-71-8	Dichlorodifluoromethane	ND	5.3	0.64	ug/kg	
75-34-3	1,1-Dichloroethane	ND	1.1	0.27	ug/kg	
107-06-2	1,2-Dichloroethane	ND	1.1	0.19	ug/kg	
75-35-4	1,1-Dichloroethene	ND	1.1	0.75	ug/kg	
156-59-2	cis-1,2-Dichloroethene	ND	1.1	0.43	ug/kg	
156-60-5	trans-1,2-Dichloroethene	ND	1.1	0.62	ug/kg	
78-87-5	1,2-Dichloropropane	ND	2.1	0.42	ug/kg	
142-28-9	1,3-Dichloropropane	ND	2.1	0.27	ug/kg	

ND = Not detected MDL = Method Detection Limit J = Indicates an estimated value
 RL = Reporting Limit B = Indicates analyte found in associated method blank
 E = Indicates value exceeds calibration range N = Indicates presumptive evidence of a compound

Report of Analysis

Client Sample ID:	P-24(2' -4')(101117)	Date Sampled:	10/11/17
Lab Sample ID:	JC52961-3	Date Received:	10/12/17
Matrix:	SO - Soil	Percent Solids:	81.3
Method:	SW846 8260C SW846 5035		
Project:	GE, 13th Street, Tell City, IN		

VOA 8260 List

CAS No.	Compound	Result	RL	MDL	Units	Q
594-20-7	2,2-Dichloropropane	ND	2.1	0.43	ug/kg	
563-58-6	1,1-Dichloropropene	ND	2.1	0.55	ug/kg	
10061-01-5	cis-1,3-Dichloropropene	ND	2.1	0.41	ug/kg	
10061-02-6	trans-1,3-Dichloropropene	ND	2.1	0.25	ug/kg	
100-41-4	Ethylbenzene	ND	1.1	0.31	ug/kg	
87-68-3	Hexachlorobutadiene	ND	5.3	0.55	ug/kg	
98-82-8	Isopropylbenzene	ND	2.1	0.26	ug/kg	
99-87-6	p-Isopropyltoluene	ND	2.1	0.27	ug/kg	
1634-04-4	Methyl Tert Butyl Ether	ND	1.1	0.45	ug/kg	
108-10-1	4-Methyl-2-pentanone(MIBK)	ND	5.3	1.9	ug/kg	
74-95-3	Methylene bromide	ND	5.3	0.39	ug/kg	
75-09-2	Methylene chloride	ND	5.3	2.7	ug/kg	
91-20-3	Naphthalene	ND	5.3	2.1	ug/kg	
103-65-1	n-Propylbenzene	ND	2.1	0.24	ug/kg	
100-42-5	Styrene	ND	2.1	0.53	ug/kg	
630-20-6	1,1,1,2-Tetrachloroethane	ND	2.1	0.27	ug/kg	
79-34-5	1,1,2,2-Tetrachloroethane	ND	2.1	0.27	ug/kg	
127-18-4	Tetrachloroethene	ND	2.1	0.68	ug/kg	
108-88-3	Toluene	ND	1.1	0.58	ug/kg	
87-61-6	1,2,3-Trichlorobenzene	ND	5.3	1.1	ug/kg	
120-82-1	1,2,4-Trichlorobenzene	ND	5.3	1.1	ug/kg	
71-55-6	1,1,1-Trichloroethane	ND	2.1	0.62	ug/kg	
79-00-5	1,1,2-Trichloroethane	ND	2.1	0.45	ug/kg	
79-01-6	Trichloroethene	ND	1.1	0.58	ug/kg	
75-69-4	Trichlorofluoromethane	ND	5.3	0.51	ug/kg	
96-18-4	1,2,3-Trichloropropane	ND	5.3	0.55	ug/kg	
95-63-6	1,2,4-Trimethylbenzene	ND	2.1	1.1	ug/kg	
108-67-8	1,3,5-Trimethylbenzene	ND	2.1	1.1	ug/kg	
75-01-4	Vinyl chloride	ND	2.1	0.81	ug/kg	
	m,p-Xylene	ND	1.1	0.58	ug/kg	
95-47-6	o-Xylene	ND	1.1	0.27	ug/kg	
1330-20-7	Xylene (total)	ND	1.1	0.27	ug/kg	

CAS No.	Surrogate Recoveries	Run# 1	Run# 2	Limits
1868-53-7	Dibromofluoromethane	100%		72-129%
17060-07-0	1,2-Dichloroethane-D4	112%		73-132%
2037-26-5	Toluene-D8	98%		80-120%
460-00-4	4-Bromofluorobenzene	104%		77-125%

ND = Not detected MDL = Method Detection Limit

RL = Reporting Limit

E = Indicates value exceeds calibration range

J = Indicates an estimated value

B = Indicates analyte found in associated method blank

N = Indicates presumptive evidence of a compound

Report of Analysis

Client Sample ID: P-24(2' -4')(101117)	
Lab Sample ID: JC52961-3	Date Sampled: 10/11/17
Matrix: SO - Soil	Date Received: 10/12/17
Method: SW846 8082A SW846 3546	Percent Solids: 81.3
Project: GE, 13th Street, Tell City, IN	

Run #	File ID	DF	Analyzed	By	Prep Date	Prep Batch	Analytical Batch
Run #1	XX217661.D	1	10/17/17 19:45	RK	10/16/17 08:10	OP6960	GXX6148
Run #2							

Run #	Initial Weight	Final Volume
Run #1	15.2 g	10.0 ml
Run #2		

PCB List

CAS No.	Compound	Result	RL	MDL	Units	Q
12674-11-2	Aroclor 1016	ND	40	16	ug/kg	
11104-28-2	Aroclor 1221	ND	40	17	ug/kg	
11141-16-5	Aroclor 1232	ND	40	11	ug/kg	
53469-21-9	Aroclor 1242	ND	40	6.4	ug/kg	
12672-29-6	Aroclor 1248	ND	40	24	ug/kg	
11097-69-1	Aroclor 1254	ND	40	10	ug/kg	
11096-82-5	Aroclor 1260	ND	40	13	ug/kg	

CAS No.	Surrogate Recoveries	Run# 1	Run# 2	Limits
877-09-8	Tetrachloro-m-xylene	92%		24-152%
877-09-8	Tetrachloro-m-xylene	88%		24-152%
2051-24-3	Decachlorobiphenyl	94%		10-166%
2051-24-3	Decachlorobiphenyl	88%		10-166%

ND = Not detected MDL = Method Detection Limit
 RL = Reporting Limit

J = Indicates an estimated value
 B = Indicates analyte found in associated method blank
 N = Indicates presumptive evidence of a compound

Report of Analysis

Client Sample ID:	P-24(10'-12')(101117)	Date Sampled:	10/11/17
Lab Sample ID:	JC52961-4	Date Received:	10/12/17
Matrix:	SO - Soil	Percent Solids:	74.9
Method:	SW846 8260C SW846 5035		
Project:	GE, 13th Street, Tell City, IN		

Run #1	File ID	DF	Analyzed	By	Prep Date	Prep Batch	Analytical Batch
Run #1	C220602.D	1	10/20/17 04:46	RS	10/13/17 08:00	n/a	VC8149
Run #2							

	Initial Weight
Run #1	5.0 g
Run #2	

VOA 8260 List

CAS No.	Compound	Result	RL	MDL	Units	Q
67-64-1	Acetone	ND	13	8.6	ug/kg	
71-43-2	Benzene	ND	0.67	0.14	ug/kg	
108-86-1	Bromobenzene	ND	6.7	0.40	ug/kg	
74-97-5	Bromochloromethane	ND	6.7	0.58	ug/kg	
75-27-4	Bromodichloromethane	ND	2.7	0.32	ug/kg	
75-25-2	Bromoform	ND	6.7	0.42	ug/kg	
74-83-9	Bromomethane	ND	6.7	0.94	ug/kg	
78-93-3	2-Butanone (MEK)	ND	13	7.0	ug/kg	
104-51-8	n-Butylbenzene	ND	2.7	0.49	ug/kg	
135-98-8	sec-Butylbenzene	ND	2.7	0.31	ug/kg	
98-06-6	tert-Butylbenzene	ND	2.7	0.59	ug/kg	
56-23-5	Carbon tetrachloride	ND	2.7	0.87	ug/kg	
108-90-7	Chlorobenzene	ND	2.7	0.38	ug/kg	
75-00-3	Chloroethane	ND	6.7	1.2	ug/kg	
67-66-3	Chloroform	ND	2.7	0.43	ug/kg	
74-87-3	Chloromethane	ND	6.7	1.3	ug/kg	
95-49-8	o-Chlorotoluene	ND	2.7	0.37	ug/kg	
106-43-4	p-Chlorotoluene	ND	2.7	0.35	ug/kg	
96-12-8	1,2-Dibromo-3-chloropropane	ND	2.7	0.90	ug/kg	
124-48-1	Dibromochloromethane	ND	2.7	0.51	ug/kg	
106-93-4	1,2-Dibromoethane	ND	1.3	0.33	ug/kg	
95-50-1	1,2-Dichlorobenzene	ND	1.3	0.69	ug/kg	
541-73-1	1,3-Dichlorobenzene	ND	1.3	0.38	ug/kg	
106-46-7	1,4-Dichlorobenzene	ND	1.3	0.64	ug/kg	
75-71-8	Dichlorodifluoromethane	ND	6.7	0.81	ug/kg	
75-34-3	1,1-Dichloroethane	ND	1.3	0.35	ug/kg	
107-06-2	1,2-Dichloroethane	ND	1.3	0.24	ug/kg	
75-35-4	1,1-Dichloroethene	ND	1.3	0.94	ug/kg	
156-59-2	cis-1,2-Dichloroethene	ND	1.3	0.54	ug/kg	
156-60-5	trans-1,2-Dichloroethene	ND	1.3	0.78	ug/kg	
78-87-5	1,2-Dichloropropane	ND	2.7	0.53	ug/kg	
142-28-9	1,3-Dichloropropane	ND	2.7	0.35	ug/kg	

ND = Not detected MDL = Method Detection Limit

J = Indicates an estimated value

RL = Reporting Limit

B = Indicates analyte found in associated method blank

E = Indicates value exceeds calibration range

N = Indicates presumptive evidence of a compound

Report of Analysis

Client Sample ID: P-24(10'-12')(101117)	
Lab Sample ID: JC52961-4	Date Sampled: 10/11/17
Matrix: SO - Soil	Date Received: 10/12/17
Method: SW846 8260C SW846 5035	Percent Solids: 74.9
Project: GE, 13th Street, Tell City, IN	

VOA 8260 List

CAS No.	Compound	Result	RL	MDL	Units	Q
594-20-7	2,2-Dichloropropane	ND	2.7	0.55	ug/kg	
563-58-6	1,1-Dichloropropene	ND	2.7	0.70	ug/kg	
10061-01-5	cis-1,3-Dichloropropene	ND	2.7	0.51	ug/kg	
10061-02-6	trans-1,3-Dichloropropene	ND	2.7	0.32	ug/kg	
100-41-4	Ethylbenzene	ND	1.3	0.39	ug/kg	
87-68-3	Hexachlorobutadiene	ND	6.7	0.69	ug/kg	
98-82-8	Isopropylbenzene	ND	2.7	0.33	ug/kg	
99-87-6	p-Isopropyltoluene	ND	2.7	0.34	ug/kg	
1634-04-4	Methyl Tert Butyl Ether	ND	1.3	0.57	ug/kg	
108-10-1	4-Methyl-2-pentanone(MIBK)	ND	6.7	2.4	ug/kg	
74-95-3	Methylene bromide	ND	6.7	0.49	ug/kg	
75-09-2	Methylene chloride	ND	6.7	3.3	ug/kg	
91-20-3	Naphthalene	ND	6.7	2.7	ug/kg	
103-65-1	n-Propylbenzene	ND	2.7	0.31	ug/kg	
100-42-5	Styrene	ND	2.7	0.66	ug/kg	
630-20-6	1,1,1,2-Tetrachloroethane	ND	2.7	0.35	ug/kg	
79-34-5	1,1,2,2-Tetrachloroethane	ND	2.7	0.34	ug/kg	
127-18-4	Tetrachloroethene	ND	2.7	0.85	ug/kg	
108-88-3	Toluene	ND	1.3	0.73	ug/kg	
87-61-6	1,2,3-Trichlorobenzene	ND	6.7	1.3	ug/kg	
120-82-1	1,2,4-Trichlorobenzene	ND	6.7	1.3	ug/kg	
71-55-6	1,1,1-Trichloroethane	ND	2.7	0.78	ug/kg	
79-00-5	1,1,2-Trichloroethane	ND	2.7	0.56	ug/kg	
79-01-6	Trichloroethene	ND	1.3	0.73	ug/kg	
75-69-4	Trichlorofluoromethane	ND	6.7	0.64	ug/kg	
96-18-4	1,2,3-Trichloropropane	ND	6.7	0.70	ug/kg	
95-63-6	1,2,4-Trimethylbenzene	ND	2.7	1.3	ug/kg	
108-67-8	1,3,5-Trimethylbenzene	ND	2.7	1.3	ug/kg	
75-01-4	Vinyl chloride	ND	2.7	1.0	ug/kg	
	m,p-Xylene	ND	1.3	0.73	ug/kg	
95-47-6	o-Xylene	ND	1.3	0.34	ug/kg	
1330-20-7	Xylene (total)	ND	1.3	0.34	ug/kg	

CAS No.	Surrogate Recoveries	Run# 1	Run# 2	Limits
1868-53-7	Dibromofluoromethane	99%		72-129%
17060-07-0	1,2-Dichloroethane-D4	111%		73-132%
2037-26-5	Toluene-D8	97%		80-120%
460-00-4	4-Bromofluorobenzene	103%		77-125%

ND = Not detected MDL = Method Detection Limit J = Indicates an estimated value
 RL = Reporting Limit B = Indicates analyte found in associated method blank
 E = Indicates value exceeds calibration range N = Indicates presumptive evidence of a compound

Report of Analysis

34
3

Client Sample ID: P-24(10' -12')(101117)	
Lab Sample ID: JC52961-4	Date Sampled: 10/11/17
Matrix: SO - Soil	Date Received: 10/12/17
Method: SW846 8082A SW846 3546	Percent Solids: 74.9
Project: GE, 13th Street, Tell City, IN	

Run #1	File ID	DF	Analyzed	By	Prep Date	Prep Batch	Analytical Batch
Run #1	XX217666.D	1	10/17/17 21:09	RK	10/16/17 08:10	OP6960	GXX6148
Run #2							

Run #1	Initial Weight	Final Volume
Run #1	15.7 g	10.0 ml
Run #2		

PCB List

CAS No.	Compound	Result	RL	MDL	Units	Q
12674-11-2	Aroclor 1016	ND	43	17	ug/kg	
11104-28-2	Aroclor 1221	ND	43	17	ug/kg	
11141-16-5	Aroclor 1232	ND	43	11	ug/kg	
53469-21-9	Aroclor 1242	ND	43	6.8	ug/kg	
12672-29-6	Aroclor 1248	ND	43	25	ug/kg	
11097-69-1	Aroclor 1254	ND	43	10	ug/kg	
11096-82-5	Aroclor 1260	ND	43	13	ug/kg	

CAS No.	Surrogate Recoveries	Run# 1	Run# 2	Limits
877-09-8	Tetrachloro-m-xylene	83%		24-152%
877-09-8	Tetrachloro-m-xylene	79%		24-152%
2051-24-3	Decachlorobiphenyl	88%		10-166%
2051-24-3	Decachlorobiphenyl	84%		10-166%

ND = Not detected MDL = Method Detection Limit J = Indicates an estimated value
 RL = Reporting Limit B = Indicates analyte found in associated method blank
 E = Indicates value exceeds calibration range N = Indicates presumptive evidence of a compound

Report of Analysis

Client Sample ID:	P-23(2' -4')(101117)	Date Sampled:	10/11/17
Lab Sample ID:	JC52961-5	Date Received:	10/12/17
Matrix:	SO - Soil	Percent Solids:	86.9
Method:	SW846 8260C SW846 5035		
Project:	GE, 13th Street, Tell City, IN		

VOA 8260 List

CAS No.	Compound	Result	RL	MDL	Units	Q
78-87-5	1,2-Dichloropropane	ND	2.1	0.42	ug/kg	
142-28-9	1,3-Dichloropropane	ND	2.1	0.27	ug/kg	
594-20-7	2,2-Dichloropropane	ND	2.1	0.43	ug/kg	
563-58-6	1,1-Dichloropropene	ND	2.1	0.55	ug/kg	
10061-01-5	cis-1,3-Dichloropropene	ND	2.1	0.40	ug/kg	
10061-02-6	trans-1,3-Dichloropropene	ND	2.1	0.25	ug/kg	
100-41-4	Ethylbenzene	ND	1.0	0.30	ug/kg	
87-68-3	Hexachlorobutadiene	ND	5.2	0.54	ug/kg	
98-82-8	Isopropylbenzene	ND	2.1	0.26	ug/kg	
99-87-6	p-Isopropyltoluene	ND	2.1	0.27	ug/kg	
1634-04-4	Methyl Tert Butyl Ether	ND	1.0	0.45	ug/kg	
108-10-1	4-Methyl-2-pentanone(MIBK)	ND	5.2	1.9	ug/kg	
74-95-3	Methylene bromide	ND	5.2	0.38	ug/kg	
75-09-2	Methylene chloride	ND	5.2	2.6	ug/kg	
91-20-3	Naphthalene	ND	5.2	2.1	ug/kg	
103-65-1	n-Propylbenzene	ND	2.1	0.24	ug/kg	
100-42-5	Styrene	ND	2.1	0.52	ug/kg	
630-20-6	1,1,1,2-Tetrachloroethane	ND	2.1	0.27	ug/kg	
79-34-5	1,1,2,2-Tetrachloroethane	ND	2.1	0.27	ug/kg	
127-18-4	Tetrachloroethene	20100 ^a	1300	410	ug/kg	
108-88-3	Toluene	ND	1.0	0.57	ug/kg	
87-61-6	1,2,3-Trichlorobenzene	ND	5.2	1.0	ug/kg	
120-82-1	1,2,4-Trichlorobenzene	ND	5.2	1.0	ug/kg	
71-55-6	1,1,1-Trichloroethane	ND	2.1	0.61	ug/kg	
79-00-5	1,1,2-Trichloroethane	ND	2.1	0.44	ug/kg	
79-01-6	Trichloroethene	1.3	1.0	0.57	ug/kg	
75-69-4	Trichlorofluoromethane	ND	5.2	0.50	ug/kg	
96-18-4	1,2,3-Trichloropropane	ND	5.2	0.55	ug/kg	
95-63-6	1,2,4-Trimethylbenzene	ND	2.1	1.0	ug/kg	
108-67-8	1,3,5-Trimethylbenzene	ND	2.1	1.0	ug/kg	
75-01-4	Vinyl chloride	ND	2.1	0.80	ug/kg	
	m,p-Xylene	ND	1.0	0.57	ug/kg	
95-47-6	o-Xylene	ND	1.0	0.26	ug/kg	
1330-20-7	Xylene (total)	ND	1.0	0.26	ug/kg	

CAS No.	Surrogate Recoveries	Run# 1	Run# 2	Run# 3	Limits
1868-53-7	Dibromofluoromethane	101%	101%	102%	72-129%
17060-07-0	1,2-Dichloroethane-D4	115%	105%	103%	73-132%
2037-26-5	Toluene-D8	96%	94%	96%	80-120%

ND = Not detected

MDL = Method Detection Limit

J = Indicates an estimated value

RL = Reporting Limit

B = Indicates analyte found in associated method blank

E = Indicates value exceeds calibration range

N = Indicates presumptive evidence of a compound

Report of Analysis

Client Sample ID: P-23(2' -4')(101117)	
Lab Sample ID: JC52961-5	Date Sampled: 10/11/17
Matrix: SO - Soil	Date Received: 10/12/17
Method: SW846 8260C SW846 5035	Percent Solids: 86.9
Project: GE, 13th Street, Tell City, IN	

VOA 8260 List

CAS No.	Surrogate Recoveries	Run# 1	Run# 2	Run# 3	Limits
460-00-4	4-Bromofluorobenzene	104%	107%	102%	77-125%

(a) Result is from Run# 2

ND = Not detected MDL = Method Detection Limit
 RL = Reporting Limit

J = Indicates an estimated value
 B = Indicates analyte found in associated method blank
 N = Indicates presumptive evidence of a compound

Report of Analysis

3.5
3

Client Sample ID: P-23(2' -4')(101117)		Date Sampled: 10/11/17
Lab Sample ID: JC52961-5		Date Received: 10/12/17
Matrix: SO - Soil		Percent Solids: 86.9
Method: SW846 8082A SW846 3546		
Project: GE, 13th Street, Tell City, IN		

Run #	File ID	DF	Analyzed	By	Prep Date	Prep Batch	Analytical Batch
Run #1	XX217667.D	1	10/17/17 21:25	RK	10/16/17 08:10	OP6960	GXX6148
Run #2							

Run #	Initial Weight	Final Volume
Run #1	15.2 g	10.0 ml
Run #2		

PCB List

CAS No.	Compound	Result	RL	MDL	Units	Q
12674-11-2	Aroclor 1016	ND	38	15	ug/kg	
11104-28-2	Aroclor 1221	ND	38	15	ug/kg	
11141-16-5	Aroclor 1232	ND	38	10	ug/kg	
53469-21-9	Aroclor 1242	ND	38	6.0	ug/kg	
12672-29-6	Aroclor 1248	ND	38	22	ug/kg	
11097-69-1	Aroclor 1254	ND	38	9.3	ug/kg	
11096-82-5	Aroclor 1260	ND	38	12	ug/kg	

CAS No.	Surrogate Recoveries	Run# 1	Run# 2	Limits
877-09-8	Tetrachloro-m-xylene	75%		24-152%
877-09-8	Tetrachloro-m-xylene	71%		24-152%
2051-24-3	Decachlorobiphenyl	73%		10-166%
2051-24-3	Decachlorobiphenyl	67%		10-166%

ND = Not detected MDL = Method Detection Limit J = Indicates an estimated value
 RL = Reporting Limit B = Indicates analyte found in associated method blank
 E = Indicates value exceeds calibration range N = Indicates presumptive evidence of a compound

Report of Analysis

Client Sample ID:	P-23(10'-12')(101117)	Date Sampled:	10/11/17
Lab Sample ID:	JC52961-6	Date Received:	10/12/17
Matrix:	SO - Soil	Percent Solids:	79.5
Method:	SW846 8260C SW846 5035		
Project:	GE, 13th Street, Tell City, IN		

Run #	File ID	DF	Analyzed	By	Prep Date	Prep Batch	Analytical Batch
Run #1	C220604.D	1	10/20/17 05:45	RS	10/13/17 08:00	n/a	VC8149
Run #2	D253175.D	1	10/20/17 13:39	EH	10/13/17 08:00	n/a	VD10211

Run #	Initial Weight	Final Volume	Methanol Aliquot
Run #1	5.4 g		
Run #2	4.9 g	5.0 ml	100 ul

VOA 8260 List

CAS No.	Compound	Result	RL	MDL	Units	Q
67-64-1	Acetone	12.6	12	7.5	ug/kg	
71-43-2	Benzene	ND	0.58	0.12	ug/kg	
108-86-1	Bromobenzene	ND	5.8	0.35	ug/kg	
74-97-5	Bromochloromethane	ND	5.8	0.51	ug/kg	
75-27-4	Bromodichloromethane	ND	2.3	0.28	ug/kg	
75-25-2	Bromoform	ND	5.8	0.36	ug/kg	
74-83-9	Bromomethane	ND	5.8	0.82	ug/kg	
78-93-3	2-Butanone (MEK)	ND	12	6.1	ug/kg	
104-51-8	n-Butylbenzene	ND	2.3	0.42	ug/kg	
135-98-8	sec-Butylbenzene	ND	2.3	0.27	ug/kg	
98-06-6	tert-Butylbenzene	ND	2.3	0.51	ug/kg	
56-23-5	Carbon tetrachloride	ND	2.3	0.76	ug/kg	
108-90-7	Chlorobenzene	ND	2.3	0.34	ug/kg	
75-00-3	Chloroethane	4.1	5.8	1.1	ug/kg	J
67-66-3	Chloroform	ND	2.3	0.38	ug/kg	
74-87-3	Chloromethane	ND	5.8	1.1	ug/kg	
95-49-8	o-Chlorotoluene	ND	2.3	0.32	ug/kg	
106-43-4	p-Chlorotoluene	ND	2.3	0.30	ug/kg	
96-12-8	1,2-Dibromo-3-chloropropane	ND	2.3	0.78	ug/kg	
124-48-1	Dibromochloromethane	ND	2.3	0.44	ug/kg	
106-93-4	1,2-Dibromoethane	ND	1.2	0.29	ug/kg	
95-50-1	1,2-Dichlorobenzene	ND	1.2	0.60	ug/kg	
541-73-1	1,3-Dichlorobenzene	ND	1.2	0.33	ug/kg	
106-46-7	1,4-Dichlorobenzene	ND	1.2	0.56	ug/kg	
75-71-8	Dichlorodifluoromethane	ND	5.8	0.71	ug/kg	
75-34-3	1,1-Dichloroethane	ND	1.2	0.30	ug/kg	
107-06-2	1,2-Dichloroethane	ND	1.2	0.21	ug/kg	
75-35-4	1,1-Dichloroethene	2.5	1.2	0.82	ug/kg	
156-59-2	cis-1,2-Dichloroethene	218	1.2	0.47	ug/kg	
156-60-5	trans-1,2-Dichloroethene	ND	1.2	0.68	ug/kg	
78-87-5	1,2-Dichloropropane	ND	2.3	0.46	ug/kg	
142-28-9	1,3-Dichloropropane	ND	2.3	0.30	ug/kg	

ND = Not detected MDL = Method Detection Limit

RL = Reporting Limit

E = Indicates value exceeds calibration range

J = Indicates an estimated value

B = Indicates analyte found in associated method blank

N = Indicates presumptive evidence of a compound

Report of Analysis

Client Sample ID: P-23(10'-12')(101117)		Date Sampled: 10/11/17
Lab Sample ID: JC52961-6		Date Received: 10/12/17
Matrix: SO - Soil		Percent Solids: 79.5
Method: SW846 8260C SW846 5035		
Project: GE, 13th Street, Tell City, IN		

VOA 8260 List

CAS No.	Compound	Result	RL	MDL	Units	Q
---------	----------	--------	----	-----	-------	---

(a) Result is from Run# 2

ND = Not detected	MDL = Method Detection Limit	J = Indicates an estimated value
RL = Reporting Limit		B = Indicates analyte found in associated method blank
E = Indicates value exceeds calibration range		N = Indicates presumptive evidence of a compound

Report of Analysis

Client Sample ID: P-23(10'-12')(101117)	
Lab Sample ID: JC52961-6	Date Sampled: 10/11/17
Matrix: SO - Soil	Date Received: 10/12/17
Method: SW846 8082A SW846 3546	Percent Solids: 79.5
Project: GE, 13th Street, Tell City, IN	

Run #	File ID	DF	Analyzed	By	Prep Date	Prep Batch	Analytical Batch
Run #1	XX217668.D	1	10/17/17 21:42	RK	10/16/17 08:10	OP6960	GXX6148
Run #2							

Run #	Initial Weight	Final Volume
Run #1	15.5 g	10.0 ml
Run #2		

PCB List

CAS No.	Compound	Result	RL	MDL	Units	Q
12674-11-2	Aroclor 1016	ND	41	16	ug/kg	
11104-28-2	Aroclor 1221	ND	41	17	ug/kg	
11141-16-5	Aroclor 1232	ND	41	11	ug/kg	
53469-21-9	Aroclor 1242	ND	41	6.5	ug/kg	
12672-29-6	Aroclor 1248	ND	41	24	ug/kg	
11097-69-1	Aroclor 1254	ND	41	10	ug/kg	
11096-82-5	Aroclor 1260	ND	41	13	ug/kg	

CAS No.	Surrogate Recoveries	Run# 1	Run# 2	Limits
877-09-8	Tetrachloro-m-xylene	78%		24-152%
877-09-8	Tetrachloro-m-xylene	75%		24-152%
2051-24-3	Decachlorobiphenyl	82%		10-166%
2051-24-3	Decachlorobiphenyl	77%		10-166%

ND = Not detected MDL = Method Detection Limit J = Indicates an estimated value
 RL = Reporting Limit B = Indicates analyte found in associated method blank
 E = Indicates value exceeds calibration range N = Indicates presumptive evidence of a compound

Report of Analysis

Client Sample ID: P-22(2' -4')(101117)	
Lab Sample ID: JC52961-7	Date Sampled: 10/11/17
Matrix: SO - Soil	Date Received: 10/12/17
Method: SW846 8260C SW846 5035	Percent Solids: 80.4
Project: GE, 13th Street, Tell City, IN	

Run #1	File ID	DF	Analyzed	By	Prep Date	Prep Batch	Analytical Batch
Run #2	C220605.D	1	10/20/17 06:13	RS	10/13/17 08:00	n/a	VC8149

Run #1	Initial Weight
Run #2	5.3 g

VOA 8260 List

CAS No.	Compound	Result	RL	MDL	Units	Q
67-64-1	Acetone	ND	12	7.5	ug/kg	
71-43-2	Benzene	ND	0.59	0.13	ug/kg	
108-86-1	Bromobenzene	ND	5.9	0.35	ug/kg	
74-97-5	Bromochloromethane	ND	5.9	0.51	ug/kg	
75-27-4	Bromodichloromethane	ND	2.3	0.29	ug/kg	
75-25-2	Bromoform	ND	5.9	0.37	ug/kg	
74-83-9	Bromomethane	ND	5.9	0.82	ug/kg	
78-93-3	2-Butanone (MEK)	ND	12	6.1	ug/kg	
104-51-8	n-Butylbenzene	ND	2.3	0.43	ug/kg	
135-98-8	sec-Butylbenzene	ND	2.3	0.27	ug/kg	
98-06-6	tert-Butylbenzene	ND	2.3	0.52	ug/kg	
56-23-5	Carbon tetrachloride	ND	2.3	0.76	ug/kg	
108-90-7	Chlorobenzene	ND	2.3	0.34	ug/kg	
75-00-3	Chloroethane	ND	5.9	1.1	ug/kg	
67-66-3	Chloroform	ND	2.3	0.38	ug/kg	
74-87-3	Chloromethane	ND	5.9	1.2	ug/kg	
95-49-8	o-Chlorotoluene	ND	2.3	0.33	ug/kg	
106-43-4	p-Chlorotoluene	ND	2.3	0.31	ug/kg	
96-12-8	1,2-Dibromo-3-chloropropane	ND	2.3	0.79	ug/kg	
124-48-1	Dibromochloromethane	ND	2.3	0.45	ug/kg	
106-93-4	1,2-Dibromoethane	ND	1.2	0.29	ug/kg	
95-50-1	1,2-Dichlorobenzene	ND	1.2	0.61	ug/kg	
541-73-1	1,3-Dichlorobenzene	ND	1.2	0.34	ug/kg	
106-46-7	1,4-Dichlorobenzene	ND	1.2	0.56	ug/kg	
75-71-8	Dichlorodifluoromethane	ND	5.9	0.71	ug/kg	
75-34-3	1,1-Dichloroethane	ND	1.2	0.30	ug/kg	
107-06-2	1,2-Dichloroethane	ND	1.2	0.21	ug/kg	
75-35-4	1,1-Dichloroethene	ND	1.2	0.83	ug/kg	
156-59-2	cis-1,2-Dichloroethene	ND	1.2	0.47	ug/kg	
156-60-5	trans-1,2-Dichloroethene	ND	1.2	0.69	ug/kg	
78-87-5	1,2-Dichloropropane	ND	2.3	0.47	ug/kg	
142-28-9	1,3-Dichloropropane	ND	2.3	0.30	ug/kg	

ND = Not detected MDL = Method Detection Limit J = Indicates an estimated value
 RL = Reporting Limit B = Indicates analyte found in associated method blank
 E = Indicates value exceeds calibration range N = Indicates presumptive evidence of a compound

Report of Analysis

37
3

Client Sample ID: P-22(2' -4')(101117)		Date Sampled: 10/11/17
Lab Sample ID: JC52961-7		Date Received: 10/12/17
Matrix: SO - Soil		Percent Solids: 80.4
Method: SW846 8082A SW846 3546		
Project: GE, 13th Street, Tell City, IN		

Run #	File ID	DF	Analyzed	By	Prep Date	Prep Batch	Analytical Batch
Run #1	XX217669.D	1	10/17/17 21:59	RK	10/16/17 08:10	OP6960	GXX6148
Run #2							

Run #	Initial Weight	Final Volume
Run #1	15.5 g	10.0 ml
Run #2		

PCB List

CAS No.	Compound	Result	RL	MDL	Units	Q
12674-11-2	Aroclor 1016	ND	40	16	ug/kg	
11104-28-2	Aroclor 1221	ND	40	16	ug/kg	
11141-16-5	Aroclor 1232	ND	40	11	ug/kg	
53469-21-9	Aroclor 1242	ND	40	6.4	ug/kg	
12672-29-6	Aroclor 1248	ND	40	24	ug/kg	
11097-69-1	Aroclor 1254	ND	40	9.9	ug/kg	
11096-82-5	Aroclor 1260	ND	40	13	ug/kg	

CAS No.	Surrogate Recoveries	Run# 1	Run# 2	Limits
877-09-8	Tetrachloro-m-xylene	87%		24-152%
877-09-8	Tetrachloro-m-xylene	83%		24-152%
2051-24-3	Decachlorobiphenyl	84%		10-166%
2051-24-3	Decachlorobiphenyl	80%		10-166%

ND = Not detected MDL = Method Detection Limit J = Indicates an estimated value
 RL = Reporting Limit B = Indicates analyte found in associated method blank
 E = Indicates value exceeds calibration range N = Indicates presumptive evidence of a compound

Report of Analysis

Client Sample ID:	P-22(10'-12')(101117)	Date Sampled:	10/11/17
Lab Sample ID:	JC52961-8	Date Received:	10/12/17
Matrix:	SO - Soil	Percent Solids:	75.8
Method:	SW846 8260C SW846 5035		
Project:	GE, 13th Street, Tell City, IN		

VOA 8260 List

CAS No.	Compound	Result	RL	MDL	Units	Q
594-20-7	2,2-Dichloropropane	ND	2.6	0.53	ug/kg	
563-58-6	1,1-Dichloropropene	ND	2.6	0.67	ug/kg	
10061-01-5	cis-1,3-Dichloropropene	ND	2.6	0.50	ug/kg	
10061-02-6	trans-1,3-Dichloropropene	ND	2.6	0.31	ug/kg	
100-41-4	Ethylbenzene	ND	1.3	0.37	ug/kg	
87-68-3	Hexachlorobutadiene	ND	6.5	0.67	ug/kg	
98-82-8	Isopropylbenzene	ND	2.6	0.32	ug/kg	
99-87-6	p-Isopropyltoluene	ND	2.6	0.33	ug/kg	
1634-04-4	Methyl Tert Butyl Ether	ND	1.3	0.55	ug/kg	
108-10-1	4-Methyl-2-pentanone(MIBK)	ND	6.5	2.3	ug/kg	
74-95-3	Methylene bromide	ND	6.5	0.47	ug/kg	
75-09-2	Methylene chloride	ND	6.5	3.2	ug/kg	
91-20-3	Naphthalene	ND	6.5	2.6	ug/kg	
103-65-1	n-Propylbenzene	ND	2.6	0.30	ug/kg	
100-42-5	Styrene	ND	2.6	0.64	ug/kg	
630-20-6	1,1,1,2-Tetrachloroethane	ND	2.6	0.33	ug/kg	
79-34-5	1,1,2,2-Tetrachloroethane	ND	2.6	0.33	ug/kg	
127-18-4	Tetrachloroethene	ND	2.6	0.82	ug/kg	
108-88-3	Toluene	ND	1.3	0.71	ug/kg	
87-61-6	1,2,3-Trichlorobenzene	ND	6.5	1.3	ug/kg	
120-82-1	1,2,4-Trichlorobenzene	ND	6.5	1.3	ug/kg	
71-55-6	1,1,1-Trichloroethane	ND	2.6	0.75	ug/kg	
79-00-5	1,1,2-Trichloroethane	ND	2.6	0.54	ug/kg	
79-01-6	Trichloroethene	ND	1.3	0.71	ug/kg	
75-69-4	Trichlorofluoromethane	ND	6.5	0.62	ug/kg	
96-18-4	1,2,3-Trichloropropane	ND	6.5	0.68	ug/kg	
95-63-6	1,2,4-Trimethylbenzene	ND	2.6	1.3	ug/kg	
108-67-8	1,3,5-Trimethylbenzene	ND	2.6	1.3	ug/kg	
75-01-4	Vinyl chloride	ND	2.6	0.99	ug/kg	
	m,p-Xylene	ND	1.3	0.71	ug/kg	
95-47-6	o-Xylene	ND	1.3	0.32	ug/kg	
1330-20-7	Xylene (total)	ND	1.3	0.32	ug/kg	

CAS No.	Surrogate Recoveries	Run# 1	Run# 2	Limits
1868-53-7	Dibromofluoromethane	100%		72-129%
17060-07-0	1,2-Dichloroethane-D4	111%		73-132%
2037-26-5	Toluene-D8	98%		80-120%
460-00-4	4-Bromofluorobenzene	103%		77-125%

ND = Not detected MDL = Method Detection Limit

RL = Reporting Limit

E = Indicates value exceeds calibration range

J = Indicates an estimated value

B = Indicates analyte found in associated method blank

N = Indicates presumptive evidence of a compound

Report of Analysis



Client Sample ID: P-22(10'-12')(101117)	
Lab Sample ID: JC52961-8	Date Sampled: 10/11/17
Matrix: SO - Soil	Date Received: 10/12/17
Method: SW846 8082A SW846 3546	Percent Solids: 75.8
Project: GE, 13th Street, Tell City, IN	

Run #1	File ID	DF	Analyzed	By	Prep Date	Prep Batch	Analytical Batch
Run #1	XX217670.D	1	10/17/17 22:16	RK	10/16/17 08:10	OP6960	GXX6148
Run #2							

Run #1	Initial Weight	Final Volume
Run #1	15.2 g	10.0 ml
Run #2		

PCB List

CAS No.	Compound	Result	RL	MDL	Units	Q
12674-11-2	Aroclor 1016	ND	43	17	ug/kg	
11104-28-2	Aroclor 1221	ND	43	18	ug/kg	
11141-16-5	Aroclor 1232	ND	43	12	ug/kg	
53469-21-9	Aroclor 1242	ND	43	6.9	ug/kg	
12672-29-6	Aroclor 1248	ND	43	25	ug/kg	
11097-69-1	Aroclor 1254	ND	43	11	ug/kg	
11096-82-5	Aroclor 1260	ND	43	14	ug/kg	

CAS No.	Surrogate Recoveries	Run# 1	Run# 2	Limits
877-09-8	Tetrachloro-m-xylene	86%		24-152%
877-09-8	Tetrachloro-m-xylene	99%		24-152%
2051-24-3	Decachlorobiphenyl	74%		10-166%
2051-24-3	Decachlorobiphenyl	69%		10-166%

ND = Not detected MDL = Method Detection Limit J = Indicates an estimated value
 RL = Reporting Limit B = Indicates analyte found in associated method blank
 E = Indicates value exceeds calibration range N = Indicates presumptive evidence of a compound

Report of Analysis

Client Sample ID:	DUP-1(101117)	Date Sampled:	10/11/17
Lab Sample ID:	JC52961-9	Date Received:	10/12/17
Matrix:	SO - Soil	Percent Solids:	76.6
Method:	SW846 8260C SW846 5035		
Project:	GE, 13th Street, Tell City, IN		

Run #1	File ID	DF	Analyzed	By	Prep Date	Prep Batch	Analytical Batch
Run #1	C220607.D	1	10/20/17 07:11	RS	10/13/17 08:00	n/a	VC8149
Run #2							

Run #1	Initial Weight
Run #1	4.6 g
Run #2	

VOA 8260 List

CAS No.	Compound	Result	RL	MDL	Units	Q
67-64-1	Acetone	ND	14	9.1	ug/kg	
71-43-2	Benzene	ND	0.71	0.15	ug/kg	
108-86-1	Bromobenzene	ND	7.1	0.42	ug/kg	
74-97-5	Bromochloromethane	ND	7.1	0.62	ug/kg	
75-27-4	Bromodichloromethane	ND	2.8	0.34	ug/kg	
75-25-2	Bromoform	ND	7.1	0.44	ug/kg	
74-83-9	Bromomethane	ND	7.1	1.0	ug/kg	
78-93-3	2-Butanone (MEK)	ND	14	7.4	ug/kg	
104-51-8	n-Butylbenzene	ND	2.8	0.52	ug/kg	
135-98-8	sec-Butylbenzene	ND	2.8	0.33	ug/kg	
98-06-6	tert-Butylbenzene	ND	2.8	0.63	ug/kg	
56-23-5	Carbon tetrachloride	ND	2.8	0.92	ug/kg	
108-90-7	Chlorobenzene	ND	2.8	0.41	ug/kg	
75-00-3	Chloroethane	ND	7.1	1.3	ug/kg	
67-66-3	Chloroform	ND	2.8	0.46	ug/kg	
74-87-3	Chloromethane	ND	7.1	1.4	ug/kg	
95-49-8	o-Chlorotoluene	ND	2.8	0.39	ug/kg	
106-43-4	p-Chlorotoluene	ND	2.8	0.37	ug/kg	
96-12-8	1,2-Dibromo-3-chloropropane	ND	2.8	0.95	ug/kg	
124-48-1	Dibromochloromethane	ND	2.8	0.54	ug/kg	
106-93-4	1,2-Dibromoethane	ND	1.4	0.35	ug/kg	
95-50-1	1,2-Dichlorobenzene	ND	1.4	0.73	ug/kg	
541-73-1	1,3-Dichlorobenzene	ND	1.4	0.41	ug/kg	
106-46-7	1,4-Dichlorobenzene	ND	1.4	0.68	ug/kg	
75-71-8	Dichlorodifluoromethane	ND	7.1	0.86	ug/kg	
75-34-3	1,1-Dichloroethane	ND	1.4	0.37	ug/kg	
107-06-2	1,2-Dichloroethane	ND	1.4	0.26	ug/kg	
75-35-4	1,1-Dichloroethene	ND	1.4	1.0	ug/kg	
156-59-2	cis-1,2-Dichloroethene	ND	1.4	0.57	ug/kg	
156-60-5	trans-1,2-Dichloroethene	ND	1.4	0.83	ug/kg	
78-87-5	1,2-Dichloropropane	ND	2.8	0.56	ug/kg	
142-28-9	1,3-Dichloropropane	ND	2.8	0.37	ug/kg	

ND = Not detected MDL = Method Detection Limit

RL = Reporting Limit

E = Indicates value exceeds calibration range

J = Indicates an estimated value

B = Indicates analyte found in associated method blank

N = Indicates presumptive evidence of a compound

Report of Analysis

Client Sample ID: DUP-1(101117)		Date Sampled: 10/11/17
Lab Sample ID: JC52961-9		Date Received: 10/12/17
Matrix: SO - Soil		Percent Solids: 76.6
Method: SW846 8260C SW846 5035		
Project: GE, 13th Street, Tell City, IN		

VOA 8260 List

CAS No.	Compound	Result	RL	MDL	Units	Q
594-20-7	2,2-Dichloropropane	ND	2.8	0.58	ug/kg	
563-58-6	1,1-Dichloropropene	ND	2.8	0.74	ug/kg	
10061-01-5	cis-1,3-Dichloropropene	ND	2.8	0.54	ug/kg	
10061-02-6	trans-1,3-Dichloropropene	ND	2.8	0.34	ug/kg	
100-41-4	Ethylbenzene	ND	1.4	0.41	ug/kg	
87-68-3	Hexachlorobutadiene	ND	7.1	0.74	ug/kg	
98-82-8	Isopropylbenzene	ND	2.8	0.35	ug/kg	
99-87-6	p-Isopropyltoluene	ND	2.8	0.36	ug/kg	
1634-04-4	Methyl Tert Butyl Ether	ND	1.4	0.61	ug/kg	
108-10-1	4-Methyl-2-pentanone(MIBK)	ND	7.1	2.6	ug/kg	
74-95-3	Methylene bromide	ND	7.1	0.52	ug/kg	
75-09-2	Methylene chloride	ND	7.1	3.5	ug/kg	
91-20-3	Naphthalene	ND	7.1	2.8	ug/kg	
103-65-1	n-Propylbenzene	ND	2.8	0.32	ug/kg	
100-42-5	Styrene	ND	2.8	0.70	ug/kg	
630-20-6	1,1,1,2-Tetrachloroethane	ND	2.8	0.37	ug/kg	
79-34-5	1,1,2,2-Tetrachloroethane	ND	2.8	0.36	ug/kg	
127-18-4	Tetrachloroethene	0.99	2.8	0.90	ug/kg	J
108-88-3	Toluene	ND	1.4	0.78	ug/kg	
87-61-6	1,2,3-Trichlorobenzene	ND	7.1	1.4	ug/kg	
120-82-1	1,2,4-Trichlorobenzene	ND	7.1	1.4	ug/kg	
71-55-6	1,1,1-Trichloroethane	ND	2.8	0.82	ug/kg	
79-00-5	1,1,2-Trichloroethane	ND	2.8	0.60	ug/kg	
79-01-6	Trichloroethene	ND	1.4	0.78	ug/kg	
75-69-4	Trichlorofluoromethane	ND	7.1	0.68	ug/kg	
96-18-4	1,2,3-Trichloropropane	ND	7.1	0.74	ug/kg	
95-63-6	1,2,4-Trimethylbenzene	ND	2.8	1.4	ug/kg	
108-67-8	1,3,5-Trimethylbenzene	ND	2.8	1.4	ug/kg	
75-01-4	Vinyl chloride	ND	2.8	1.1	ug/kg	
	m,p-Xylene	ND	1.4	0.78	ug/kg	
95-47-6	o-Xylene	ND	1.4	0.36	ug/kg	
1330-20-7	Xylene (total)	ND	1.4	0.36	ug/kg	

CAS No.	Surrogate Recoveries	Run# 1	Run# 2	Limits
1868-53-7	Dibromofluoromethane	99%		72-129%
17060-07-0	1,2-Dichloroethane-D4	111%		73-132%
2037-26-5	Toluene-D8	98%		80-120%
460-00-4	4-Bromofluorobenzene	103%		77-125%

ND = Not detected MDL = Method Detection Limit J = Indicates an estimated value
 RL = Reporting Limit B = Indicates analyte found in associated method blank
 E = Indicates value exceeds calibration range N = Indicates presumptive evidence of a compound

Report of Analysis

3.9
3

Client Sample ID: DUP-1(101117)		Date Sampled: 10/11/17
Lab Sample ID: JC52961-9		Date Received: 10/12/17
Matrix: SO - Soil		Percent Solids: 76.6
Method: SW846 8082A SW846 3546		
Project: GE, 13th Street, Tell City, IN		

Run #1	File ID	DF	Analyzed	By	Prep Date	Prep Batch	Analytical Batch
Run #1	XX217671.D	1	10/17/17 22:32	RK	10/16/17 08:10	OP6960	GXX6148
Run #2							

Run #1	Initial Weight	Final Volume
Run #1	15.6 g	10.0 ml
Run #2		

PCB List

CAS No.	Compound	Result	RL	MDL	Units	Q
12674-11-2	Aroclor 1016	ND	42	17	ug/kg	
11104-28-2	Aroclor 1221	ND	42	17	ug/kg	
11141-16-5	Aroclor 1232	ND	42	11	ug/kg	
53469-21-9	Aroclor 1242	ND	42	6.7	ug/kg	
12672-29-6	Aroclor 1248	ND	42	25	ug/kg	
11097-69-1	Aroclor 1254	ND	42	10	ug/kg	
11096-82-5	Aroclor 1260	ND	42	13	ug/kg	

CAS No.	Surrogate Recoveries	Run# 1	Run# 2	Limits
877-09-8	Tetrachloro-m-xylene	101%		24-152%
877-09-8	Tetrachloro-m-xylene	112%		24-152%
2051-24-3	Decachlorobiphenyl	88%		10-166%
2051-24-3	Decachlorobiphenyl	84%		10-166%

ND = Not detected MDL = Method Detection Limit J = Indicates an estimated value
 RL = Reporting Limit B = Indicates analyte found in associated method blank
 E = Indicates value exceeds calibration range N = Indicates presumptive evidence of a compound

Report of Analysis

Client Sample ID: P-25(101117)	
Lab Sample ID: JC52961-10	Date Sampled: 10/11/17
Matrix: AQ - Water	Date Received: 10/12/17
Method: SW846 8260C	Percent Solids: n/a
Project: GE, 13th Street, Tell City, IN	

Run #	File ID	DF	Analyzed	By	Prep Date	Prep Batch	Analytical Batch
Run #1	2C154100.D	1	10/20/17 06:13	HT	n/a	n/a	V2C6825
Run #2							

Run #	Purge Volume
Run #1	5.0 ml
Run #2	

VOA 8260 List

CAS No.	Compound	Result	RL	MDL	Units	Q
67-64-1	Acetone	ND	10	5.0	ug/l	
71-43-2	Benzene	ND	0.50	0.17	ug/l	
108-86-1	Bromobenzene	ND	1.0	0.25	ug/l	
74-97-5	Bromochloromethane	ND	1.0	0.38	ug/l	
75-27-4	Bromodichloromethane	ND	1.0	0.22	ug/l	
75-25-2	Bromoform	ND	1.0	0.42	ug/l	
74-83-9	Bromomethane	ND	2.0	1.4	ug/l	
78-93-3	2-Butanone (MEK)	ND	10	4.8	ug/l	
104-51-8	n-Butylbenzene	ND	2.0	0.27	ug/l	
135-98-8	sec-Butylbenzene	ND	2.0	0.27	ug/l	
98-06-6	tert-Butylbenzene	ND	2.0	0.34	ug/l	
56-23-5	Carbon tetrachloride	ND	1.0	0.34	ug/l	
108-90-7	Chlorobenzene	ND	1.0	0.24	ug/l	
75-00-3	Chloroethane	ND	1.0	0.59	ug/l	
67-66-3	Chloroform	ND	1.0	0.29	ug/l	
74-87-3	Chloromethane	ND	1.0	0.53	ug/l	
95-49-8	o-Chlorotoluene	ND	2.0	0.30	ug/l	
106-43-4	p-Chlorotoluene	ND	2.0	0.24	ug/l	
96-12-8	1,2-Dibromo-3-chloropropane	ND	2.0	0.69	ug/l	
124-48-1	Dibromochloromethane	ND	1.0	0.16	ug/l	
106-93-4	1,2-Dibromoethane	ND	1.0	0.21	ug/l	
95-50-1	1,2-Dichlorobenzene	ND	1.0	0.50	ug/l	
541-73-1	1,3-Dichlorobenzene	ND	1.0	0.50	ug/l	
106-46-7	1,4-Dichlorobenzene	ND	1.0	0.50	ug/l	
75-71-8	Dichlorodifluoromethane	ND	2.0	1.9	ug/l	
75-34-3	1,1-Dichloroethane	ND	1.0	0.21	ug/l	
107-06-2	1,2-Dichloroethane	ND	1.0	0.20	ug/l	
75-35-4	1,1-Dichloroethene	ND	1.0	0.47	ug/l	
156-59-2	cis-1,2-Dichloroethene	ND	1.0	0.50	ug/l	
156-60-5	trans-1,2-Dichloroethene	ND	1.0	0.40	ug/l	
78-87-5	1,2-Dichloropropane	ND	1.0	0.24	ug/l	
142-28-9	1,3-Dichloropropane	ND	1.0	0.28	ug/l	

ND = Not detected MDL = Method Detection Limit J = Indicates an estimated value
 RL = Reporting Limit B = Indicates analyte found in associated method blank
 E = Indicates value exceeds calibration range N = Indicates presumptive evidence of a compound

Report of Analysis

Client Sample ID:	P-25(101117)	Date Sampled:	10/11/17
Lab Sample ID:	JC52961-10	Date Received:	10/12/17
Matrix:	AQ - Water	Percent Solids:	n/a
Method:	SW846 8260C		
Project:	GE, 13th Street, Tell City, IN		

VOA 8260 List

CAS No.	Compound	Result	RL	MDL	Units	Q
594-20-7	2,2-Dichloropropane	ND	1.0	0.30	ug/l	
563-58-6	1,1-Dichloropropene	ND	1.0	0.29	ug/l	
10061-01-5	cis-1,3-Dichloropropene	ND	1.0	0.25	ug/l	
10061-02-6	trans-1,3-Dichloropropene	ND	1.0	0.22	ug/l	
100-41-4	Ethylbenzene	ND	1.0	0.22	ug/l	
87-68-3	Hexachlorobutadiene	ND	2.0	0.34	ug/l	
98-82-8	Isopropylbenzene	ND	1.0	0.25	ug/l	
99-87-6	p-Isopropyltoluene	ND	2.0	0.24	ug/l	
1634-04-4	Methyl Tert Butyl Ether	ND	1.0	0.25	ug/l	
108-10-1	4-Methyl-2-pentanone(MIBK)	ND	5.0	3.0	ug/l	
74-95-3	Methylene bromide	ND	1.0	0.45	ug/l	
75-09-2	Methylene chloride	ND	2.0	1.0	ug/l	
91-20-3	Naphthalene	ND	5.0	1.1	ug/l	
103-65-1	n-Propylbenzene	ND	2.0	0.24	ug/l	
100-42-5	Styrene	ND	1.0	0.24	ug/l	
630-20-6	1,1,1,2-Tetrachloroethane	ND	1.0	0.19	ug/l	
79-34-5	1,1,2,2-Tetrachloroethane	ND	1.0	0.17	ug/l	
127-18-4	Tetrachloroethene	ND	1.0	0.50	ug/l	
108-88-3	Toluene	0.40	1.0	0.25	ug/l	J
87-61-6	1,2,3-Trichlorobenzene	ND	1.0	0.50	ug/l	
120-82-1	1,2,4-Trichlorobenzene	ND	1.0	0.50	ug/l	
71-55-6	1,1,1-Trichloroethane	ND	1.0	0.25	ug/l	
79-00-5	1,1,2-Trichloroethane	ND	1.0	0.24	ug/l	
79-01-6	Trichloroethene	ND	1.0	0.27	ug/l	
75-69-4	Trichlorofluoromethane	ND	2.0	0.60	ug/l	
96-18-4	1,2,3-Trichloropropane	ND	2.0	0.47	ug/l	
95-63-6	1,2,4-Trimethylbenzene	ND	2.0	0.24	ug/l	
108-67-8	1,3,5-Trimethylbenzene	ND	2.0	0.20	ug/l	
75-01-4	Vinyl chloride	ND	1.0	0.62	ug/l	
	m,p-Xylene	ND	1.0	0.43	ug/l	
95-47-6	o-Xylene	ND	1.0	0.22	ug/l	
1330-20-7	Xylene (total)	ND	1.0	0.22	ug/l	

CAS No.	Surrogate Recoveries	Run# 1	Run# 2	Limits
1868-53-7	Dibromofluoromethane	101%		80-120%
17060-07-0	1,2-Dichloroethane-D4	97%		81-124%
2037-26-5	Toluene-D8	93%		80-120%
460-00-4	4-Bromofluorobenzene	92%		80-120%

ND = Not detected MDL = Method Detection Limit

RL = Reporting Limit

E = Indicates value exceeds calibration range

J = Indicates an estimated value

B = Indicates analyte found in associated method blank

N = Indicates presumptive evidence of a compound

Report of Analysis

Client Sample ID: P-25(101117)	
Lab Sample ID: JC52961-10	Date Sampled: 10/11/17
Matrix: AQ - Water	Date Received: 10/12/17
Method: SW846 8082A SW846 3510C	Percent Solids: n/a
Project: GE, 13th Street, Tell City, IN	

Run #	File ID	DF	Analyzed	By	Prep Date	Prep Batch	Analytical Batch
Run #1	XX217689.D	1	10/18/17 03:32	RK	10/16/17 02:30	OP6925	GXX6148
Run #2							

Run #	Initial Volume	Final Volume
Run #1	300 ml	2.0 ml
Run #2		

PCB List

CAS No.	Compound	Result	RL	MDL	Units	Q
12674-11-2	Aroclor 1016	ND	0.33	0.13	ug/l	
11104-28-2	Aroclor 1221	ND	0.33	0.28	ug/l	
11141-16-5	Aroclor 1232	ND	0.33	0.17	ug/l	
53469-21-9	Aroclor 1242	ND	0.33	0.15	ug/l	
12672-29-6	Aroclor 1248	ND	0.33	0.084	ug/l	
11097-69-1	Aroclor 1254	ND	0.33	0.28	ug/l	
11096-82-5	Aroclor 1260	ND	0.33	0.10	ug/l	

CAS No.	Surrogate Recoveries	Run# 1	Run# 2	Limits
877-09-8	Tetrachloro-m-xylene	66%		11-166%
877-09-8	Tetrachloro-m-xylene	56%		11-166%
2051-24-3	Decachlorobiphenyl	22%		10-150%
2051-24-3	Decachlorobiphenyl	21%		10-150%

ND = Not detected MDL = Method Detection Limit J = Indicates an estimated value
 RL = Reporting Limit B = Indicates analyte found in associated method blank
 E = Indicates value exceeds calibration range N = Indicates presumptive evidence of a compound

Report of Analysis

Client Sample ID: P-23(101117)	
Lab Sample ID: JC52961-11	Date Sampled: 10/11/17
Matrix: AQ - Water	Date Received: 10/12/17
Method: SW846 8260C	Percent Solids: n/a
Project: GE, 13th Street, Tell City, IN	

Run #	File ID	DF	Analyzed	By	Prep Date	Prep Batch	Analytical Batch
Run #1	2C154103.D	2	10/20/17 07:39	HT	n/a	n/a	V2C6825
Run #2	2A182143.D	20	10/20/17 14:57	HT	n/a	n/a	V2A7695

Run #	Purge Volume
Run #1	5.0 ml
Run #2	5.0 ml

VOA 8260 List

CAS No.	Compound	Result	RL	MDL	Units	Q
67-64-1	Acetone	ND	20	10	ug/l	
71-43-2	Benzene	ND	1.0	0.35	ug/l	
108-86-1	Bromobenzene	ND	2.0	0.49	ug/l	
74-97-5	Bromochloromethane	ND	2.0	0.77	ug/l	
75-27-4	Bromodichloromethane	ND	2.0	0.43	ug/l	
75-25-2	Bromoform	ND	2.0	0.85	ug/l	
74-83-9	Bromomethane	ND	4.0	2.7	ug/l	
78-93-3	2-Butanone (MEK)	ND	20	9.5	ug/l	
104-51-8	n-Butylbenzene	ND	4.0	0.53	ug/l	
135-98-8	sec-Butylbenzene	ND	4.0	0.54	ug/l	
98-06-6	tert-Butylbenzene	ND	4.0	0.69	ug/l	
56-23-5	Carbon tetrachloride	ND	2.0	0.67	ug/l	
108-90-7	Chlorobenzene	ND	2.0	0.48	ug/l	
75-00-3	Chloroethane	ND	2.0	1.2	ug/l	
67-66-3	Chloroform	ND	2.0	0.57	ug/l	
74-87-3	Chloromethane	ND	2.0	1.1	ug/l	
95-49-8	o-Chlorotoluene	ND	4.0	0.61	ug/l	
106-43-4	p-Chlorotoluene	ND	4.0	0.48	ug/l	
96-12-8	1,2-Dibromo-3-chloropropane	ND	4.0	1.4	ug/l	
124-48-1	Dibromochloromethane	ND	2.0	0.33	ug/l	
106-93-4	1,2-Dibromoethane	ND	2.0	0.42	ug/l	
95-50-1	1,2-Dichlorobenzene	ND	2.0	1.0	ug/l	
541-73-1	1,3-Dichlorobenzene	ND	2.0	1.0	ug/l	
106-46-7	1,4-Dichlorobenzene	ND	2.0	1.0	ug/l	
75-71-8	Dichlorodifluoromethane	ND	4.0	3.7	ug/l	
75-34-3	1,1-Dichloroethane	0.54	2.0	0.41	ug/l	J
107-06-2	1,2-Dichloroethane	ND	2.0	0.40	ug/l	
75-35-4	1,1-Dichloroethene	4.4	2.0	0.95	ug/l	
156-59-2	cis-1,2-Dichloroethene	155	2.0	1.0	ug/l	
156-60-5	trans-1,2-Dichloroethene	ND	2.0	0.80	ug/l	
78-87-5	1,2-Dichloropropane	ND	2.0	0.47	ug/l	
142-28-9	1,3-Dichloropropane	ND	2.0	0.56	ug/l	

ND = Not detected MDL = Method Detection Limit J = Indicates an estimated value
 RL = Reporting Limit B = Indicates analyte found in associated method blank
 E = Indicates value exceeds calibration range N = Indicates presumptive evidence of a compound

Report of Analysis

Client Sample ID:	P-23(101117)	Date Sampled:	10/11/17
Lab Sample ID:	JC52961-11	Date Received:	10/12/17
Matrix:	AQ - Water	Percent Solids:	n/a
Method:	SW846 8260C		
Project:	GE, 13th Street, Tell City, IN		

VOA 8260 List

CAS No.	Compound	Result	RL	MDL	Units	Q
594-20-7	2,2-Dichloropropane	ND	2.0	0.59	ug/l	
563-58-6	1,1-Dichloropropene	ND	2.0	0.57	ug/l	
10061-01-5	cis-1,3-Dichloropropene	ND	2.0	0.50	ug/l	
10061-02-6	trans-1,3-Dichloropropene	ND	2.0	0.43	ug/l	
100-41-4	Ethylbenzene	ND	2.0	0.45	ug/l	
87-68-3	Hexachlorobutadiene	ND	4.0	0.68	ug/l	
98-82-8	Isopropylbenzene	ND	2.0	0.50	ug/l	
99-87-6	p-Isopropyltoluene	ND	4.0	0.48	ug/l	
1634-04-4	Methyl Tert Butyl Ether	ND	2.0	0.50	ug/l	
108-10-1	4-Methyl-2-pentanone(MIBK)	ND	10	6.0	ug/l	
74-95-3	Methylene bromide	ND	2.0	0.90	ug/l	
75-09-2	Methylene chloride	ND	4.0	2.0	ug/l	
91-20-3	Naphthalene	ND	10	2.2	ug/l	
103-65-1	n-Propylbenzene	ND	4.0	0.48	ug/l	
100-42-5	Styrene	ND	2.0	0.48	ug/l	
630-20-6	1,1,1,2-Tetrachloroethane	ND	2.0	0.38	ug/l	
79-34-5	1,1,2,2-Tetrachloroethane	ND	2.0	0.34	ug/l	
127-18-4	Tetrachloroethene	376 ^a	20	10	ug/l	
108-88-3	Toluene	ND	2.0	0.50	ug/l	
87-61-6	1,2,3-Trichlorobenzene	ND	2.0	1.0	ug/l	
120-82-1	1,2,4-Trichlorobenzene	ND	2.0	1.0	ug/l	
71-55-6	1,1,1-Trichloroethane	ND	2.0	0.50	ug/l	
79-00-5	1,1,2-Trichloroethane	ND	2.0	0.48	ug/l	
79-01-6	Trichloroethene	42.2	2.0	0.53	ug/l	
75-69-4	Trichlorofluoromethane	ND	4.0	1.2	ug/l	
96-18-4	1,2,3-Trichloropropane	ND	4.0	0.95	ug/l	
95-63-6	1,2,4-Trimethylbenzene	ND	4.0	0.49	ug/l	
108-67-8	1,3,5-Trimethylbenzene	ND	4.0	0.40	ug/l	
75-01-4	Vinyl chloride	69.6	2.0	1.2	ug/l	
	m,p-Xylene	ND	2.0	0.85	ug/l	
95-47-6	o-Xylene	ND	2.0	0.43	ug/l	
1330-20-7	Xylene (total)	ND	2.0	0.43	ug/l	

CAS No.	Surrogate Recoveries	Run# 1	Run# 2	Limits
1868-53-7	Dibromofluoromethane	99%	98%	80-120%
17060-07-0	1,2-Dichloroethane-D4	97%	100%	81-124%
2037-26-5	Toluene-D8	94%	93%	80-120%
460-00-4	4-Bromofluorobenzene	91%	97%	80-120%

ND = Not detected MDL = Method Detection Limit

RL = Reporting Limit

E = Indicates value exceeds calibration range

J = Indicates an estimated value

B = Indicates analyte found in associated method blank

N = Indicates presumptive evidence of a compound

Report of Analysis

Client Sample ID: P-23(101117)	
Lab Sample ID: JC52961-11	Date Sampled: 10/11/17
Matrix: AQ - Water	Date Received: 10/12/17
Method: SW846 8260C	Percent Solids: n/a
Project: GE, 13th Street, Tell City, IN	

VOA 8260 List

CAS No.	Compound	Result	RL	MDL	Units	Q
---------	----------	--------	----	-----	-------	---

(a) Result is from Run# 2

ND = Not detected MDL = Method Detection Limit
 RL = Reporting Limit

J = Indicates an estimated value
 B = Indicates analyte found in associated method blank
 N = Indicates presumptive evidence of a compound

Report of Analysis

Client Sample ID: P-23(101117)	
Lab Sample ID: JC52961-11	Date Sampled: 10/11/17
Matrix: AQ - Water	Date Received: 10/12/17
Method: SW846 8082A SW846 3510C	Percent Solids: n/a
Project: GE, 13th Street, Tell City, IN	

Run #	File ID	DF	Analyzed	By	Prep Date	Prep Batch	Analytical Batch
Run #1	XX217994.D	1	10/22/17 01:21	EAL	10/16/17 02:30	OP6925	GXX6151
Run #2							

Run #	Initial Volume	Final Volume
Run #1	300 ml	2.0 ml
Run #2		

PCB List

CAS No.	Compound	Result	RL	MDL	Units	Q
12674-11-2	Aroclor 1016	ND	0.33	0.13	ug/l	
11104-28-2	Aroclor 1221	ND	0.33	0.28	ug/l	
11141-16-5	Aroclor 1232	ND	0.33	0.17	ug/l	
53469-21-9	Aroclor 1242	ND	0.33	0.15	ug/l	
12672-29-6	Aroclor 1248	ND	0.33	0.084	ug/l	
11097-69-1	Aroclor 1254	ND	0.33	0.28	ug/l	
11096-82-5	Aroclor 1260	ND	0.33	0.10	ug/l	

CAS No.	Surrogate Recoveries	Run# 1	Run# 2	Limits
877-09-8	Tetrachloro-m-xylene	58%		11-166%
877-09-8	Tetrachloro-m-xylene	48%		11-166%
2051-24-3	Decachlorobiphenyl	23%		10-150%
2051-24-3	Decachlorobiphenyl	19%		10-150%

ND = Not detected MDL = Method Detection Limit J = Indicates an estimated value
 RL = Reporting Limit B = Indicates analyte found in associated method blank
 E = Indicates value exceeds calibration range N = Indicates presumptive evidence of a compound

Report of Analysis

Client Sample ID: P-22(101117)	
Lab Sample ID: JC52961-12	Date Sampled: 10/11/17
Matrix: AQ - Water	Date Received: 10/12/17
Method: SW846 8260C	Percent Solids: n/a
Project: GE, 13th Street, Tell City, IN	

Run #1	File ID	DF	Analyzed	By	Prep Date	Prep Batch	Analytical Batch
Run #1	2C154101.D	1	10/20/17 06:42	HT	n/a	n/a	V2C6825
Run #2							

Run #1	Purge Volume
Run #1	5.0 ml
Run #2	

VOA 8260 List

CAS No.	Compound	Result	RL	MDL	Units	Q
67-64-1	Acetone	ND	10	5.0	ug/l	
71-43-2	Benzene	0.39	0.50	0.17	ug/l	J
108-86-1	Bromobenzene	ND	1.0	0.25	ug/l	
74-97-5	Bromochloromethane	ND	1.0	0.38	ug/l	
75-27-4	Bromodichloromethane	ND	1.0	0.22	ug/l	
75-25-2	Bromoform	ND	1.0	0.42	ug/l	
74-83-9	Bromomethane	ND	2.0	1.4	ug/l	
78-93-3	2-Butanone (MEK)	ND	10	4.8	ug/l	
104-51-8	n-Butylbenzene	ND	2.0	0.27	ug/l	
135-98-8	sec-Butylbenzene	ND	2.0	0.27	ug/l	
98-06-6	tert-Butylbenzene	ND	2.0	0.34	ug/l	
56-23-5	Carbon tetrachloride	ND	1.0	0.34	ug/l	
108-90-7	Chlorobenzene	ND	1.0	0.24	ug/l	
75-00-3	Chloroethane	ND	1.0	0.59	ug/l	
67-66-3	Chloroform	ND	1.0	0.29	ug/l	
74-87-3	Chloromethane	ND	1.0	0.53	ug/l	
95-49-8	o-Chlorotoluene	ND	2.0	0.30	ug/l	
106-43-4	p-Chlorotoluene	ND	2.0	0.24	ug/l	
96-12-8	1,2-Dibromo-3-chloropropane	ND	2.0	0.69	ug/l	
124-48-1	Dibromochloromethane	ND	1.0	0.16	ug/l	
106-93-4	1,2-Dibromoethane	ND	1.0	0.21	ug/l	
95-50-1	1,2-Dichlorobenzene	ND	1.0	0.50	ug/l	
541-73-1	1,3-Dichlorobenzene	ND	1.0	0.50	ug/l	
106-46-7	1,4-Dichlorobenzene	ND	1.0	0.50	ug/l	
75-71-8	Dichlorodifluoromethane	ND	2.0	1.9	ug/l	
75-34-3	1,1-Dichloroethane	ND	1.0	0.21	ug/l	
107-06-2	1,2-Dichloroethane	ND	1.0	0.20	ug/l	
75-35-4	1,1-Dichloroethene	ND	1.0	0.47	ug/l	
156-59-2	cis-1,2-Dichloroethene	ND	1.0	0.50	ug/l	
156-60-5	trans-1,2-Dichloroethene	ND	1.0	0.40	ug/l	
78-87-5	1,2-Dichloropropane	ND	1.0	0.24	ug/l	
142-28-9	1,3-Dichloropropane	ND	1.0	0.28	ug/l	

ND = Not detected MDL = Method Detection Limit

RL = Reporting Limit

E = Indicates value exceeds calibration range

J = Indicates an estimated value

B = Indicates analyte found in associated method blank

N = Indicates presumptive evidence of a compound

Report of Analysis

Client Sample ID: P-22(101117)	
Lab Sample ID: JC52961-12	Date Sampled: 10/11/17
Matrix: AQ - Water	Date Received: 10/12/17
Method: SW846 8082A SW846 3510C	Percent Solids: n/a
Project: GE, 13th Street, Tell City, IN	

Run #1	File ID	DF	Analyzed	By	Prep Date	Prep Batch	Analytical Batch
Run #1	XX217995.D	1	10/22/17 01:38	EAL	10/16/17 02:30	OP6925	GXX6151
Run #2							

Run #1	Initial Volume	Final Volume
Run #1	300 ml	2.0 ml
Run #2		

PCB List

CAS No.	Compound	Result	RL	MDL	Units	Q
12674-11-2	Aroclor 1016	ND	0.33	0.13	ug/l	
11104-28-2	Aroclor 1221	ND	0.33	0.28	ug/l	
11141-16-5	Aroclor 1232	ND	0.33	0.17	ug/l	
53469-21-9	Aroclor 1242	ND	0.33	0.15	ug/l	
12672-29-6	Aroclor 1248	ND	0.33	0.084	ug/l	
11097-69-1	Aroclor 1254	ND	0.33	0.28	ug/l	
11096-82-5	Aroclor 1260	ND	0.33	0.10	ug/l	

CAS No.	Surrogate Recoveries	Run# 1	Run# 2	Limits
877-09-8	Tetrachloro-m-xylene	197% ^a		11-166%
877-09-8	Tetrachloro-m-xylene	32%		11-166%
2051-24-3	Decachlorobiphenyl	24%		10-150%
2051-24-3	Decachlorobiphenyl	20%		10-150%

(a) Outside control limits due to matrix interference.

ND = Not detected MDL = Method Detection Limit J = Indicates an estimated value
 RL = Reporting Limit B = Indicates analyte found in associated method blank
 E = Indicates value exceeds calibration range N = Indicates presumptive evidence of a compound

Report of Analysis

Client Sample ID: DUP-1(101117)		Date Sampled: 10/11/17
Lab Sample ID: JC52961-13		Date Received: 10/12/17
Matrix: AQ - Water		Percent Solids: n/a
Method: SW846 8260C		
Project: GE, 13th Street, Tell City, IN		

Run #	File ID	DF	Analyzed	By	Prep Date	Prep Batch	Analytical Batch
Run #1 ^a	2C154102.D	1	10/20/17 07:10	HT	n/a	n/a	V2C6825
Run #2							

Run #	Purge Volume
Run #1	5.0 ml
Run #2	

VOA 8260 List

CAS No.	Compound	Result	RL	MDL	Units	Q
67-64-1	Acetone	ND	10	5.0	ug/l	
71-43-2	Benzene	0.57	0.50	0.17	ug/l	
108-86-1	Bromobenzene	ND	1.0	0.25	ug/l	
74-97-5	Bromochloromethane	ND	1.0	0.38	ug/l	
75-27-4	Bromodichloromethane	ND	1.0	0.22	ug/l	
75-25-2	Bromoform	ND	1.0	0.42	ug/l	
74-83-9	Bromomethane	ND	2.0	1.4	ug/l	
78-93-3	2-Butanone (MEK)	ND	10	4.8	ug/l	
104-51-8	n-Butylbenzene	ND	2.0	0.27	ug/l	
135-98-8	sec-Butylbenzene	ND	2.0	0.27	ug/l	
98-06-6	tert-Butylbenzene	ND	2.0	0.34	ug/l	
56-23-5	Carbon tetrachloride	ND	1.0	0.34	ug/l	
108-90-7	Chlorobenzene	ND	1.0	0.24	ug/l	
75-00-3	Chloroethane	ND	1.0	0.59	ug/l	
67-66-3	Chloroform	ND	1.0	0.29	ug/l	
74-87-3	Chloromethane	ND	1.0	0.53	ug/l	
95-49-8	o-Chlorotoluene	ND	2.0	0.30	ug/l	
106-43-4	p-Chlorotoluene	ND	2.0	0.24	ug/l	
96-12-8	1,2-Dibromo-3-chloropropane	ND	2.0	0.69	ug/l	
124-48-1	Dibromochloromethane	ND	1.0	0.16	ug/l	
106-93-4	1,2-Dibromoethane	ND	1.0	0.21	ug/l	
95-50-1	1,2-Dichlorobenzene	ND	1.0	0.50	ug/l	
541-73-1	1,3-Dichlorobenzene	ND	1.0	0.50	ug/l	
106-46-7	1,4-Dichlorobenzene	ND	1.0	0.50	ug/l	
75-71-8	Dichlorodifluoromethane	ND	2.0	1.9	ug/l	
75-34-3	1,1-Dichloroethane	ND	1.0	0.21	ug/l	
107-06-2	1,2-Dichloroethane	ND	1.0	0.20	ug/l	
75-35-4	1,1-Dichloroethene	ND	1.0	0.47	ug/l	
156-59-2	cis-1,2-Dichloroethene	ND	1.0	0.50	ug/l	
156-60-5	trans-1,2-Dichloroethene	ND	1.0	0.40	ug/l	
78-87-5	1,2-Dichloropropane	ND	1.0	0.24	ug/l	
142-28-9	1,3-Dichloropropane	ND	1.0	0.28	ug/l	

ND = Not detected MDL = Method Detection Limit J = Indicates an estimated value
 RL = Reporting Limit B = Indicates analyte found in associated method blank
 E = Indicates value exceeds calibration range N = Indicates presumptive evidence of a compound

Report of Analysis

Client Sample ID: DUP-1(101117)	
Lab Sample ID: JC52961-13	Date Sampled: 10/11/17
Matrix: AQ - Water	Date Received: 10/12/17
Method: SW846 8260C	Percent Solids: n/a
Project: GE, 13th Street, Tell City, IN	

VOA 8260 List

CAS No.	Compound	Result	RL	MDL	Units	Q
---------	----------	--------	----	-----	-------	---

(a) (pH= 7)Sample pH did not satisfy field preservation criteria.

ND = Not detected MDL = Method Detection Limit
 RL = Reporting Limit

J = Indicates an estimated value
 B = Indicates analyte found in associated method blank
 N = Indicates presumptive evidence of a compound

Report of Analysis

Client Sample ID: DUP-1(101117)		
Lab Sample ID: JC52961-13		Date Sampled: 10/11/17
Matrix: AQ - Water		Date Received: 10/12/17
Method: SW846 8082A SW846 3510C		Percent Solids: n/a
Project: GE, 13th Street, Tell City, IN		

Run #	File ID	DF	Analyzed	By	Prep Date	Prep Batch	Analytical Batch
Run #1	XX217996.D	1	10/22/17 01:55	EAL	10/16/17 02:30	OP6925	GXX6151
Run #2							

Run #	Initial Volume	Final Volume
Run #1	300 ml	2.0 ml
Run #2		

PCB List

CAS No.	Compound	Result	RL	MDL	Units	Q
12674-11-2	Aroclor 1016	ND	0.33	0.13	ug/l	
11104-28-2	Aroclor 1221	ND	0.33	0.28	ug/l	
11141-16-5	Aroclor 1232	ND	0.33	0.17	ug/l	
53469-21-9	Aroclor 1242	ND	0.33	0.15	ug/l	
12672-29-6	Aroclor 1248	ND	0.33	0.084	ug/l	
11097-69-1	Aroclor 1254	ND	0.33	0.28	ug/l	
11096-82-5	Aroclor 1260	ND	0.33	0.10	ug/l	

CAS No.	Surrogate Recoveries	Run# 1	Run# 2	Limits
877-09-8	Tetrachloro-m-xylene	166%		11-166%
877-09-8	Tetrachloro-m-xylene	29%		11-166%
2051-24-3	Decachlorobiphenyl	20%		10-150%
2051-24-3	Decachlorobiphenyl	17%		10-150%

ND = Not detected MDL = Method Detection Limit J = Indicates an estimated value
 RL = Reporting Limit B = Indicates analyte found in associated method blank
 E = Indicates value exceeds calibration range N = Indicates presumptive evidence of a compound

Misc. Forms

Custody Documents and Other Forms

Includes the following where applicable:

- Chain of Custody



ACCUTEST

CHAIN OF CUSTODY

SGS Accutest - Dayton
2235 Route 130, Dayton, NJ 08810
TEL: 732-329-0200 FAX: 732-329-3499/3480
www.accutest.com

2- Cooler, 1 of 2

4077 3092 3080
4077 3092 3079
Bottle Order Control #
SGS Accutest Job # JC52961

Client / Reporting Information, Project Information, Requested Analysis, Matrix Codes, Collection table, Data Deliverable Information, Sample Custody, Relinquished/Received logs.

4.1
4

JC52961: Chain of Custody

Page 1 of 3

su
su

Client / Reporting Information		Project Information				Requested Analysis (see TEST CODE sheet)										Matrix Codes							
Company Name Arceadis		Project Name GE Tell City				<div style="display: flex; justify-content: space-between;"> <div style="writing-mode: vertical-rl; transform: rotate(180deg);"> VOC 2260 PCB 300 mL AMBUL </div> <div> DW - Drinking Water GW - Ground Water WW - Water SW - Surface Water SO - Soil SL - Sludge SED - Sediment OI - Oil LIQ - Other Liquid AIR - Air SQL - Other Solid WP - Wipe FB - Field Blank EB - Equipment Blank RB - Rinse Blank TB - Trip Blank </div> </div>										LAB USE ONLY							
Street Address 150 W. Market St., Ste 228		Street 1412 13th St.		Billing Information (if different from Report to)																			
City, State, Zip Indpls, IN. 46204		City, State Tell City, IN.		Company Name																			
Project Contact Don Petzold (Don.Petzold@arceadis.com)		Project # IN000911.0001		Street Address																			
Phone # 317-709-0081		Fax # 317-231-6514		Client Purchase Order #				City				State		Zip									
Sampler(s) Name(s) Bryant 6/ly		Phone # 317-557-9115		Project Manager Don Petzold				Attention:															
SGS Account Sample #		Field ID / Point of Collection		MEOH/CI Vial #		Date		Time		Sampled by		Matrix		# of bottles		Number of preserved Bottles							
10		P-25 (101117)				10/11/17		1315								<input checked="" type="checkbox"/> HCl <input checked="" type="checkbox"/> HNO3 <input checked="" type="checkbox"/> H2SO4 <input checked="" type="checkbox"/> H3PO4 <input checked="" type="checkbox"/> H2O2 <input checked="" type="checkbox"/> DI Water <input checked="" type="checkbox"/> MCHN <input checked="" type="checkbox"/> ENCORE							
		P-24 (101117)				10/11/17																	
		P-23 (101117)				10/11/17		1346								<input checked="" type="checkbox"/> HCl <input checked="" type="checkbox"/> HNO3 <input checked="" type="checkbox"/> H2SO4 <input checked="" type="checkbox"/> H3PO4 <input checked="" type="checkbox"/> H2O2 <input checked="" type="checkbox"/> DI Water <input checked="" type="checkbox"/> MCHN <input checked="" type="checkbox"/> ENCORE							
		P-22 (101117)				10/11/17		1353								<input checked="" type="checkbox"/> HCl <input checked="" type="checkbox"/> HNO3 <input checked="" type="checkbox"/> H2SO4 <input checked="" type="checkbox"/> H3PO4 <input checked="" type="checkbox"/> H2O2 <input checked="" type="checkbox"/> DI Water <input checked="" type="checkbox"/> MCHN <input checked="" type="checkbox"/> ENCORE							
		Dup-1W(101117)				10/11/17										<input checked="" type="checkbox"/> HCl <input checked="" type="checkbox"/> HNO3 <input checked="" type="checkbox"/> H2SO4 <input checked="" type="checkbox"/> H3PO4 <input checked="" type="checkbox"/> H2O2 <input checked="" type="checkbox"/> DI Water <input checked="" type="checkbox"/> MCHN <input checked="" type="checkbox"/> ENCORE							
Turnaround Time (Business days)		Data Deliverable Information				Comments / Special Instructions																	
<input checked="" type="checkbox"/> Std. 10 Business Days <input type="checkbox"/> 5 Day RUSH <input type="checkbox"/> 3 Day RUSH <input type="checkbox"/> 2 Day RUSH <input type="checkbox"/> 1 Day RUSH <input type="checkbox"/> other		Approved By (SGS Accutest PM): / Date:				<input type="checkbox"/> Commercial "A" (Level 1) <input checked="" type="checkbox"/> Commercial "B" (Level 2) <input type="checkbox"/> FULLT1 (Level 3+4) <input type="checkbox"/> NJ Reduced <input type="checkbox"/> Commercial "C" <input type="checkbox"/> NJ Data of Known Quality Protocol Reporting <input type="checkbox"/> NYASP Category A <input type="checkbox"/> NYASP Category B <input type="checkbox"/> State Forms <input type="checkbox"/> EDD Format <input type="checkbox"/> Other										INITIAL ASSESSMENT <i>[Signature]</i> 28 LABEL VERIFICATION							
Emergency & Rush T/A data available VIA Lablink		Sample Custody must be documented below each time samples change possession, including courier delivery.				Sample inventory is verified upon receipt in the Laboratory																	
1 Relinquished by Sampler: <i>[Signature]</i>		Date Time: 10/11/17 1700		Received By: <i>[Signature]</i>		2 Relinquished By: <i>[Signature]</i>		Date Time: 230		Received By: <i>[Signature]</i>		3 Relinquished by Sampler:		Date Time:		Received By:		4 Relinquished by Sampler:		Date Time:		Received By:	
3 Relinquished by:		Date Time:		Received By:		4 Relinquished By:		Date Time:		Received By:		5 Relinquished by:		Date Time:		Received By:		Custody Seal #		<input type="checkbox"/> Intact <input type="checkbox"/> Not intact		<input type="checkbox"/> Preserved where applicable <input type="checkbox"/> On Ice <input type="checkbox"/> Cooler Temp.	

4.1
4

SGS Accutest Sample Receipt Summary

Job Number: JC52961

Client: _____

Project: _____

Date / Time Received: 10/12/2017 9:50:00 AM

Delivery Method: _____

Airbill #'s: _____

Cooler Temps (Raw Measured) °C: Cooler 1: (0.8); Cooler 2: (0.9);

Cooler Temps (Corrected) °C: Cooler 1: (-0.8); Cooler 2: (-0.7);

<u>Cooler Security</u>	<u>Y or N</u>			<u>Y or N</u>	
1. Custody Seals Present:	<input checked="" type="checkbox"/>	<input type="checkbox"/>	3. COC Present:	<input checked="" type="checkbox"/>	<input type="checkbox"/>
2. Custody Seals Intact:	<input checked="" type="checkbox"/>	<input type="checkbox"/>	4. Smpl Dates/Time OK	<input checked="" type="checkbox"/>	<input type="checkbox"/>

<u>Cooler Temperature</u>	<u>Y or N</u>	
1. Temp criteria achieved:	<input checked="" type="checkbox"/>	<input type="checkbox"/>
2. Cooler temp verification:	IR Gun	
3. Cooler media:	Ice (Bag)	
4. No. Coolers:	2	

<u>Quality Control Preservation</u>	<u>Y</u>	<u>or</u>	<u>N</u>	<u>N/A</u>
1. Trip Blank present / cooler:	<input type="checkbox"/>		<input checked="" type="checkbox"/>	<input type="checkbox"/>
2. Trip Blank listed on COC:	<input type="checkbox"/>		<input checked="" type="checkbox"/>	<input type="checkbox"/>
3. Samples preserved properly:	<input checked="" type="checkbox"/>		<input type="checkbox"/>	
4. VOCs headspace free:	<input checked="" type="checkbox"/>		<input type="checkbox"/>	<input type="checkbox"/>

<u>Sample Integrity - Documentation</u>	<u>Y or N</u>	
1. Sample labels present on bottles:	<input checked="" type="checkbox"/>	<input type="checkbox"/>
2. Container labeling complete:	<input checked="" type="checkbox"/>	<input type="checkbox"/>
3. Sample container label / COC agree:	<input checked="" type="checkbox"/>	<input type="checkbox"/>

<u>Sample Integrity - Condition</u>	<u>Y or N</u>	
1. Sample recvd within HT:	<input checked="" type="checkbox"/>	<input type="checkbox"/>
2. All containers accounted for:	<input checked="" type="checkbox"/>	<input type="checkbox"/>
3. Condition of sample:	Intact	

<u>Sample Integrity - Instructions</u>	<u>Y</u>	<u>or</u>	<u>N</u>	<u>N/A</u>
1. Analysis requested is clear:	<input checked="" type="checkbox"/>		<input type="checkbox"/>	
2. Bottles received for unspecified tests	<input type="checkbox"/>		<input checked="" type="checkbox"/>	
3. Sufficient volume recvd for analysis:	<input checked="" type="checkbox"/>		<input type="checkbox"/>	
4. Compositing instructions clear:	<input type="checkbox"/>		<input type="checkbox"/>	<input checked="" type="checkbox"/>
5. Filtering instructions clear:	<input type="checkbox"/>		<input type="checkbox"/>	<input checked="" type="checkbox"/>

Comments

SM089-02
Rev. Date 12/1/16

JC52961: Chain of Custody

Page 3 of 3

4.1
4

MS Volatiles

5

QC Data Summaries

Includes the following where applicable:

- Method Blank Summaries
- Blank Spike Summaries
- Matrix Spike and Duplicate Summaries
- Instrument Performance Checks (BFB)
- Surrogate Recovery Summaries

Method Blank Summary

Job Number: JC52961
Account: AGMINI Arcadis
Project: GE, 13th Street, Tell City, IN

Sample	File ID	DF	Analyzed	By	Prep Date	Prep Batch	Analytical Batch
VC8149-MB	C220589.D	1	10/19/17	RS	n/a	n/a	VC8149

The QC reported here applies to the following samples:

Method: SW846 8260C

JC52961-1, JC52961-2, JC52961-3, JC52961-4, JC52961-5, JC52961-6, JC52961-7, JC52961-8, JC52961-9

CAS No.	Compound	Result	RL	MDL	Units	Q
67-64-1	Acetone	ND	10	6.4	ug/kg	
71-43-2	Benzene	ND	0.50	0.11	ug/kg	
108-86-1	Bromobenzene	ND	5.0	0.30	ug/kg	
74-97-5	Bromochloromethane	ND	5.0	0.44	ug/kg	
75-27-4	Bromodichloromethane	ND	2.0	0.24	ug/kg	
75-25-2	Bromoform	ND	5.0	0.31	ug/kg	
74-83-9	Bromomethane	ND	5.0	0.70	ug/kg	
78-93-3	2-Butanone (MEK)	ND	10	5.2	ug/kg	
104-51-8	n-Butylbenzene	ND	2.0	0.36	ug/kg	
135-98-8	sec-Butylbenzene	ND	2.0	0.23	ug/kg	
98-06-6	tert-Butylbenzene	ND	2.0	0.44	ug/kg	
56-23-5	Carbon tetrachloride	ND	2.0	0.65	ug/kg	
108-90-7	Chlorobenzene	ND	2.0	0.29	ug/kg	
75-00-3	Chloroethane	ND	5.0	0.90	ug/kg	
67-66-3	Chloroform	ND	2.0	0.32	ug/kg	
74-87-3	Chloromethane	ND	5.0	0.99	ug/kg	
95-49-8	o-Chlorotoluene	ND	2.0	0.28	ug/kg	
106-43-4	p-Chlorotoluene	ND	2.0	0.26	ug/kg	
96-12-8	1,2-Dibromo-3-chloropropane	ND	2.0	0.67	ug/kg	
124-48-1	Dibromochloromethane	ND	2.0	0.38	ug/kg	
106-93-4	1,2-Dibromoethane	ND	1.0	0.25	ug/kg	
95-50-1	1,2-Dichlorobenzene	ND	1.0	0.52	ug/kg	
541-73-1	1,3-Dichlorobenzene	ND	1.0	0.29	ug/kg	
106-46-7	1,4-Dichlorobenzene	ND	1.0	0.48	ug/kg	
75-71-8	Dichlorodifluoromethane	ND	5.0	0.61	ug/kg	
75-34-3	1,1-Dichloroethane	ND	1.0	0.26	ug/kg	
107-06-2	1,2-Dichloroethane	ND	1.0	0.18	ug/kg	
75-35-4	1,1-Dichloroethene	ND	1.0	0.71	ug/kg	
156-59-2	cis-1,2-Dichloroethene	ND	1.0	0.40	ug/kg	
156-60-5	trans-1,2-Dichloroethene	ND	1.0	0.58	ug/kg	
78-87-5	1,2-Dichloropropane	ND	2.0	0.40	ug/kg	
142-28-9	1,3-Dichloropropane	ND	2.0	0.26	ug/kg	
594-20-7	2,2-Dichloropropane	ND	2.0	0.41	ug/kg	
563-58-6	1,1-Dichloropropene	ND	2.0	0.52	ug/kg	
10061-01-5	cis-1,3-Dichloropropene	ND	2.0	0.38	ug/kg	
10061-02-6	trans-1,3-Dichloropropene	ND	2.0	0.24	ug/kg	

Method Blank Summary

Job Number: JC52961
Account: AGMINI Arcadis
Project: GE, 13th Street, Tell City, IN

Sample	File ID	DF	Analyzed	By	Prep Date	Prep Batch	Analytical Batch
VC8149-MB	C220589.D	1	10/19/17	RS	n/a	n/a	VC8149

The QC reported here applies to the following samples:

Method: SW846 8260C

JC52961-1, JC52961-2, JC52961-3, JC52961-4, JC52961-5, JC52961-6, JC52961-7, JC52961-8, JC52961-9

CAS No.	Compound	Result	RL	MDL	Units	Q
100-41-4	Ethylbenzene	ND	1.0	0.29	ug/kg	
87-68-3	Hexachlorobutadiene	ND	5.0	0.52	ug/kg	
98-82-8	Isopropylbenzene	ND	2.0	0.25	ug/kg	
99-87-6	p-Isopropyltoluene	ND	2.0	0.26	ug/kg	
1634-04-4	Methyl Tert Butyl Ether	ND	1.0	0.43	ug/kg	
108-10-1	4-Methyl-2-pentanone(MIBK)	ND	5.0	1.8	ug/kg	
74-95-3	Methylene bromide	ND	5.0	0.37	ug/kg	
75-09-2	Methylene chloride	ND	5.0	2.5	ug/kg	
91-20-3	Naphthalene	ND	5.0	2.0	ug/kg	
103-65-1	n-Propylbenzene	ND	2.0	0.23	ug/kg	
100-42-5	Styrene	ND	2.0	0.50	ug/kg	
630-20-6	1,1,1,2-Tetrachloroethane	ND	2.0	0.26	ug/kg	
79-34-5	1,1,2,2-Tetrachloroethane	ND	2.0	0.25	ug/kg	
127-18-4	Tetrachloroethene	ND	2.0	0.64	ug/kg	
108-88-3	Toluene	ND	1.0	0.55	ug/kg	
87-61-6	1,2,3-Trichlorobenzene	ND	5.0	1.0	ug/kg	
120-82-1	1,2,4-Trichlorobenzene	ND	5.0	1.0	ug/kg	
71-55-6	1,1,1-Trichloroethane	ND	2.0	0.58	ug/kg	
79-00-5	1,1,2-Trichloroethane	ND	2.0	0.42	ug/kg	
79-01-6	Trichloroethene	ND	1.0	0.55	ug/kg	
75-69-4	Trichlorofluoromethane	ND	5.0	0.48	ug/kg	
96-18-4	1,2,3-Trichloropropane	ND	5.0	0.52	ug/kg	
95-63-6	1,2,4-Trimethylbenzene	ND	2.0	1.0	ug/kg	
108-67-8	1,3,5-Trimethylbenzene	ND	2.0	1.0	ug/kg	
75-01-4	Vinyl chloride	ND	2.0	0.77	ug/kg	
	m,p-Xylene	ND	1.0	0.55	ug/kg	
95-47-6	o-Xylene	ND	1.0	0.25	ug/kg	
1330-20-7	Xylene (total)	ND	1.0	0.25	ug/kg	

CAS No.	Surrogate Recoveries	Limits	
1868-53-7	Dibromofluoromethane	96%	72-129%
17060-07-0	1,2-Dichloroethane-D4	100%	73-132%
2037-26-5	Toluene-D8	100%	80-120%
460-00-4	4-Bromofluorobenzene	102%	77-125%

Method Blank Summary

Job Number: JC52961
Account: AGMINI Arcadis
Project: GE, 13th Street, Tell City, IN

Sample	File ID	DF	Analyzed	By	Prep Date	Prep Batch	Analytical Batch
V2C6825-MB	2C154084.D	1	10/19/17	HT	n/a	n/a	V2C6825

The QC reported here applies to the following samples:

Method: SW846 8260C

JC52961-10, JC52961-11, JC52961-12, JC52961-13

CAS No.	Compound	Result	RL	MDL	Units	Q
67-64-1	Acetone	ND	10	5.0	ug/l	
71-43-2	Benzene	ND	0.50	0.17	ug/l	
108-86-1	Bromobenzene	ND	1.0	0.25	ug/l	
74-97-5	Bromochloromethane	ND	1.0	0.38	ug/l	
75-27-4	Bromodichloromethane	ND	1.0	0.22	ug/l	
75-25-2	Bromoform	ND	1.0	0.42	ug/l	
74-83-9	Bromomethane	ND	2.0	1.4	ug/l	
78-93-3	2-Butanone (MEK)	ND	10	4.8	ug/l	
104-51-8	n-Butylbenzene	ND	2.0	0.27	ug/l	
135-98-8	sec-Butylbenzene	ND	2.0	0.27	ug/l	
98-06-6	tert-Butylbenzene	ND	2.0	0.34	ug/l	
56-23-5	Carbon tetrachloride	ND	1.0	0.34	ug/l	
108-90-7	Chlorobenzene	ND	1.0	0.24	ug/l	
75-00-3	Chloroethane	ND	1.0	0.59	ug/l	
67-66-3	Chloroform	ND	1.0	0.29	ug/l	
74-87-3	Chloromethane	ND	1.0	0.53	ug/l	
95-49-8	o-Chlorotoluene	ND	2.0	0.30	ug/l	
106-43-4	p-Chlorotoluene	ND	2.0	0.24	ug/l	
96-12-8	1,2-Dibromo-3-chloropropane	ND	2.0	0.69	ug/l	
124-48-1	Dibromochloromethane	ND	1.0	0.16	ug/l	
106-93-4	1,2-Dibromoethane	ND	1.0	0.21	ug/l	
95-50-1	1,2-Dichlorobenzene	ND	1.0	0.50	ug/l	
541-73-1	1,3-Dichlorobenzene	ND	1.0	0.50	ug/l	
106-46-7	1,4-Dichlorobenzene	ND	1.0	0.50	ug/l	
75-71-8	Dichlorodifluoromethane	ND	2.0	1.9	ug/l	
75-34-3	1,1-Dichloroethane	ND	1.0	0.21	ug/l	
107-06-2	1,2-Dichloroethane	ND	1.0	0.20	ug/l	
75-35-4	1,1-Dichloroethene	ND	1.0	0.47	ug/l	
156-59-2	cis-1,2-Dichloroethene	ND	1.0	0.50	ug/l	
156-60-5	trans-1,2-Dichloroethene	ND	1.0	0.40	ug/l	
78-87-5	1,2-Dichloropropane	ND	1.0	0.24	ug/l	
142-28-9	1,3-Dichloropropane	ND	1.0	0.28	ug/l	
594-20-7	2,2-Dichloropropane	ND	1.0	0.30	ug/l	
563-58-6	1,1-Dichloropropene	ND	1.0	0.29	ug/l	
10061-01-5	cis-1,3-Dichloropropene	ND	1.0	0.25	ug/l	
10061-02-6	trans-1,3-Dichloropropene	ND	1.0	0.22	ug/l	

Method Blank Summary

Job Number: JC52961
Account: AGMINI Arcadis
Project: GE, 13th Street, Tell City, IN

Sample	File ID	DF	Analyzed	By	Prep Date	Prep Batch	Analytical Batch
V2C6825-MB	2C154084.D	1	10/19/17	HT	n/a	n/a	V2C6825

The QC reported here applies to the following samples:

Method: SW846 8260C

JC52961-10, JC52961-11, JC52961-12, JC52961-13

CAS No.	Compound	Result	RL	MDL	Units	Q
100-41-4	Ethylbenzene	ND	1.0	0.22	ug/l	
87-68-3	Hexachlorobutadiene	ND	2.0	0.34	ug/l	
98-82-8	Isopropylbenzene	ND	1.0	0.25	ug/l	
99-87-6	p-Isopropyltoluene	ND	2.0	0.24	ug/l	
1634-04-4	Methyl Tert Butyl Ether	ND	1.0	0.25	ug/l	
108-10-1	4-Methyl-2-pentanone(MIBK)	ND	5.0	3.0	ug/l	
74-95-3	Methylene bromide	ND	1.0	0.45	ug/l	
75-09-2	Methylene chloride	ND	2.0	1.0	ug/l	
91-20-3	Naphthalene	ND	5.0	1.1	ug/l	
103-65-1	n-Propylbenzene	ND	2.0	0.24	ug/l	
100-42-5	Styrene	ND	1.0	0.24	ug/l	
630-20-6	1,1,1,2-Tetrachloroethane	ND	1.0	0.19	ug/l	
79-34-5	1,1,2,2-Tetrachloroethane	ND	1.0	0.17	ug/l	
127-18-4	Tetrachloroethene	ND	1.0	0.50	ug/l	
108-88-3	Toluene	ND	1.0	0.25	ug/l	
87-61-6	1,2,3-Trichlorobenzene	ND	1.0	0.50	ug/l	
120-82-1	1,2,4-Trichlorobenzene	ND	1.0	0.50	ug/l	
71-55-6	1,1,1-Trichloroethane	ND	1.0	0.25	ug/l	
79-00-5	1,1,2-Trichloroethane	ND	1.0	0.24	ug/l	
79-01-6	Trichloroethene	ND	1.0	0.27	ug/l	
75-69-4	Trichlorofluoromethane	ND	2.0	0.60	ug/l	
96-18-4	1,2,3-Trichloropropane	ND	2.0	0.47	ug/l	
95-63-6	1,2,4-Trimethylbenzene	ND	2.0	0.24	ug/l	
108-67-8	1,3,5-Trimethylbenzene	ND	2.0	0.20	ug/l	
75-01-4	Vinyl chloride	ND	1.0	0.62	ug/l	
	m,p-Xylene	ND	1.0	0.43	ug/l	
95-47-6	o-Xylene	ND	1.0	0.22	ug/l	
1330-20-7	Xylene (total)	ND	1.0	0.22	ug/l	

CAS No.	Surrogate Recoveries	Limits	
1868-53-7	Dibromofluoromethane	98%	80-120%
17060-07-0	1,2-Dichloroethane-D4	94%	81-124%
2037-26-5	Toluene-D8	92%	80-120%
460-00-4	4-Bromofluorobenzene	91%	80-120%

Method Blank Summary

Job Number: JC52961
Account: AGMINI Arcadis
Project: GE, 13th Street, Tell City, IN

Sample	File ID	DF	Analyzed	By	Prep Date	Prep Batch	Analytical Batch
V2C6825-MB	2C154084.D	1	10/19/17	HT	n/a	n/a	V2C6825

The QC reported here applies to the following samples:

Method:

JC52961-10, JC52961-11, JC52961-12, JC52961-13

CAS No.	Tentatively Identified Compounds	R.T.	Est. Conc.	Units	Q
	Total TIC, Volatile		0	ug/l	

5.1.2
5

Method Blank Summary

Job Number: JC52961
Account: AGMINI Arcadis
Project: GE, 13th Street, Tell City, IN

Sample	File ID	DF	Analyzed	By	Prep Date	Prep Batch	Analytical Batch
VD10211-MB	D253167.D	1	10/20/17	EH	n/a	n/a	VD10211

The QC reported here applies to the following samples:

Method: SW846 8260C

JC52961-5, JC52961-6

CAS No.	Compound	Result	RL	MDL	Units	Q
127-18-4	Tetrachloroethene	ND	100	32	ug/kg	
79-01-6	Trichloroethene	ND	50	27	ug/kg	

CAS No.	Surrogate Recoveries	Limits	
1868-53-7	Dibromofluoromethane	100%	72-129%
17060-07-0	1,2-Dichloroethane-D4	104%	73-132%
2037-26-5	Toluene-D8	90%	80-120%
460-00-4	4-Bromofluorobenzene	106%	77-125%

CAS No.	Tentatively Identified Compounds	R.T.	Est. Conc.	Units	Q
	system artifact	3.96	190	ug/kg	J
	Total TIC, Volatile		0	ug/kg	

Method Blank Summary

Job Number: JC52961
Account: AGMINI Arcadis
Project: GE, 13th Street, Tell City, IN

Sample	File ID	DF	Analyzed	By	Prep Date	Prep Batch	Analytical Batch
V2A7695-MB	2A182138.D	1	10/20/17	HT	n/a	n/a	V2A7695

The QC reported here applies to the following samples:

Method: SW846 8260C

JC52961-11

CAS No.	Compound	Result	RL	MDL	Units	Q
127-18-4	Tetrachloroethene	ND	1.0	0.50	ug/l	

CAS No.	Surrogate Recoveries	Limits	
1868-53-7	Dibromofluoromethane	97%	80-120%
17060-07-0	1,2-Dichloroethane-D4	100%	81-124%
2037-26-5	Toluene-D8	95%	80-120%
460-00-4	4-Bromofluorobenzene	99%	80-120%

Blank Spike Summary

Job Number: JC52961
Account: AGMINI Arcadis
Project: GE, 13th Street, Tell City, IN

Sample	File ID	DF	Analyzed	By	Prep Date	Prep Batch	Analytical Batch
VC8149-BS	C220590.D	1	10/19/17	RS	n/a	n/a	VC8149

The QC reported here applies to the following samples:

Method: SW846 8260C

JC52961-1, JC52961-2, JC52961-3, JC52961-4, JC52961-5, JC52961-6, JC52961-7, JC52961-8, JC52961-9

CAS No.	Compound	Spike ug/kg	BSP ug/kg	BSP %	Limits
67-64-1	Acetone	200	168	84	45-144
71-43-2	Benzene	50	48.8	98	76-117
108-86-1	Bromobenzene	50	50.4	101	76-118
74-97-5	Bromochloromethane	50	52.3	105	82-121
75-27-4	Bromodichloromethane	50	54.5	109	76-121
75-25-2	Bromoform	50	55.0	110	78-129
74-83-9	Bromomethane	50	49.1	98	61-137
78-93-3	2-Butanone (MEK)	200	182	91	70-136
104-51-8	n-Butylbenzene	50	44.7	89	72-127
135-98-8	sec-Butylbenzene	50	46.8	94	73-128
98-06-6	tert-Butylbenzene	50	45.9	92	75-127
56-23-5	Carbon tetrachloride	50	48.3	97	74-139
108-90-7	Chlorobenzene	50	49.3	99	80-118
75-00-3	Chloroethane	50	48.1	96	63-133
67-66-3	Chloroform	50	50.9	102	79-125
74-87-3	Chloromethane	50	44.3	89	56-138
95-49-8	o-Chlorotoluene	50	47.8	96	74-121
106-43-4	p-Chlorotoluene	50	48.2	96	74-117
96-12-8	1,2-Dibromo-3-chloropropane	50	51.8	104	76-125
124-48-1	Dibromochloromethane	50	54.1	108	78-125
106-93-4	1,2-Dibromoethane	50	54.5	109	77-120
95-50-1	1,2-Dichlorobenzene	50	47.7	95	77-119
541-73-1	1,3-Dichlorobenzene	50	47.0	94	75-117
106-46-7	1,4-Dichlorobenzene	50	46.2	92	76-116
75-71-8	Dichlorodifluoromethane	50	49.1	98	47-152
75-34-3	1,1-Dichloroethane	50	49.5	99	75-124
107-06-2	1,2-Dichloroethane	50	54.5	109	72-132
75-35-4	1,1-Dichloroethene	50	45.9	92	71-134
156-59-2	cis-1,2-Dichloroethene	50	47.8	96	73-116
156-60-5	trans-1,2-Dichloroethene	50	48.3	97	73-124
78-87-5	1,2-Dichloropropane	50	51.0	102	78-118
142-28-9	1,3-Dichloropropane	50	51.9	104	77-116
594-20-7	2,2-Dichloropropane	50	47.9	96	63-140
563-58-6	1,1-Dichloropropene	50	47.2	94	79-127
10061-01-5	cis-1,3-Dichloropropene	50	52.7	105	79-120
10061-02-6	trans-1,3-Dichloropropene	50	51.0	102	77-121

* = Outside of Control Limits.

Blank Spike Summary

Job Number: JC52961
Account: AGMINI Arcadis
Project: GE, 13th Street, Tell City, IN

Sample	File ID	DF	Analyzed	By	Prep Date	Prep Batch	Analytical Batch
VC8149-BS	C220590.D	1	10/19/17	RS	n/a	n/a	VC8149

The QC reported here applies to the following samples:

Method: SW846 8260C

JC52961-1, JC52961-2, JC52961-3, JC52961-4, JC52961-5, JC52961-6, JC52961-7, JC52961-8, JC52961-9

CAS No.	Compound	Spike ug/kg	BSP ug/kg	BSP %	Limits
100-41-4	Ethylbenzene	50	48.5	97	77-118
87-68-3	Hexachlorobutadiene	50	47.3	95	66-133
98-82-8	Isopropylbenzene	50	47.7	95	72-129
99-87-6	p-Isopropyltoluene	50	45.8	92	74-129
1634-04-4	Methyl Tert Butyl Ether	50	53.0	106	73-119
108-10-1	4-Methyl-2-pentanone(MIBK)	200	242	121	72-133
74-95-3	Methylene bromide	50	52.8	106	82-123
75-09-2	Methylene chloride	50	49.4	99	72-120
91-20-3	Naphthalene	50	52.0	104	70-130
103-65-1	n-Propylbenzene	50	47.6	95	75-126
100-42-5	Styrene	50	52.3	105	79-118
630-20-6	1,1,1,2-Tetrachloroethane	50	50.6	101	75-126
79-34-5	1,1,2,2-Tetrachloroethane	50	51.6	103	72-120
127-18-4	Tetrachloroethene	50	46.7	93	70-132
108-88-3	Toluene	50	48.1	96	76-118
87-61-6	1,2,3-Trichlorobenzene	50	48.4	97	71-132
120-82-1	1,2,4-Trichlorobenzene	50	46.5	93	76-132
71-55-6	1,1,1-Trichloroethane	50	49.2	98	78-138
79-00-5	1,1,2-Trichloroethane	50	52.4	105	79-117
79-01-6	Trichloroethene	50	48.8	98	79-124
75-69-4	Trichlorofluoromethane	50	52.2	104	64-142
96-18-4	1,2,3-Trichloropropane	50	54.3	109	76-120
95-63-6	1,2,4-Trimethylbenzene	50	47.8	96	75-123
108-67-8	1,3,5-Trimethylbenzene	50	47.2	94	73-125
75-01-4	Vinyl chloride	50	44.1	88	55-139
	m,p-Xylene	100	95.6	96	79-119
95-47-6	o-Xylene	50	49.7	99	77-122
1330-20-7	Xylene (total)	150	145	97	79-120

CAS No.	Surrogate Recoveries	BSP	Limits
1868-53-7	Dibromofluoromethane	100%	72-129%
17060-07-0	1,2-Dichloroethane-D4	106%	73-132%
2037-26-5	Toluene-D8	99%	80-120%
460-00-4	4-Bromofluorobenzene	101%	77-125%

* = Outside of Control Limits.

Blank Spike Summary

Job Number: JC52961
Account: AGMINI Arcadis
Project: GE, 13th Street, Tell City, IN

Sample	File ID	DF	Analyzed	By	Prep Date	Prep Batch	Analytical Batch
V2C6825-BS	2C154085.D	1	10/19/17	HT	n/a	n/a	V2C6825

The QC reported here applies to the following samples:

Method: SW846 8260C

JC52961-10, JC52961-11, JC52961-12, JC52961-13

CAS No.	Compound	Spike ug/l	BSP ug/l	BSP %	Limits
67-64-1	Acetone	200	181	91	42-150
71-43-2	Benzene	50	45.7	91	80-120
108-86-1	Bromobenzene	50	51.5	103	82-118
74-97-5	Bromochloromethane	50	51.2	102	84-121
75-27-4	Bromodichloromethane	50	46.6	93	83-120
75-25-2	Bromoform	50	47.1	94	76-129
74-83-9	Bromomethane	50	46.3	93	57-138
78-93-3	2-Butanone (MEK)	200	185	93	64-137
104-51-8	n-Butylbenzene	50	47.1	94	81-123
135-98-8	sec-Butylbenzene	50	49.2	98	84-121
98-06-6	tert-Butylbenzene	50	51.4	103	83-122
56-23-5	Carbon tetrachloride	50	46.5	93	75-135
108-90-7	Chlorobenzene	50	49.1	98	84-117
75-00-3	Chloroethane	50	48.6	97	63-132
67-66-3	Chloroform	50	44.8	90	80-119
74-87-3	Chloromethane	50	45.5	91	46-136
95-49-8	o-Chlorotoluene	50	51.6	103	84-118
106-43-4	p-Chlorotoluene	50	46.1	92	83-116
96-12-8	1,2-Dibromo-3-chloropropane	50	45.6	91	72-127
124-48-1	Dibromochloromethane	50	47.8	96	80-123
106-93-4	1,2-Dibromoethane	50	50.7	101	84-117
95-50-1	1,2-Dichlorobenzene	50	50.9	102	84-119
541-73-1	1,3-Dichlorobenzene	50	49.9	100	81-117
106-46-7	1,4-Dichlorobenzene	50	49.4	99	82-117
75-71-8	Dichlorodifluoromethane	50	50.4	101	36-149
75-34-3	1,1-Dichloroethane	50	45.3	91	79-120
107-06-2	1,2-Dichloroethane	50	43.3	87	78-126
75-35-4	1,1-Dichloroethene	50	45.5	91	69-126
156-59-2	cis-1,2-Dichloroethene	50	49.2	98	80-120
156-60-5	trans-1,2-Dichloroethene	50	46.1	92	76-120
78-87-5	1,2-Dichloropropane	50	44.0	88	82-121
142-28-9	1,3-Dichloropropane	50	43.9	88	83-115
594-20-7	2,2-Dichloropropane	50	38.7	77	65-133
563-58-6	1,1-Dichloropropene	50	45.0	90	80-121
10061-01-5	cis-1,3-Dichloropropene	50	43.2	86	83-120
10061-02-6	trans-1,3-Dichloropropene	50	43.1	86	82-121

* = Outside of Control Limits.

5.2.2
 5

Blank Spike Summary

Job Number: JC52961
Account: AGMINI Arcadis
Project: GE, 13th Street, Tell City, IN

Sample	File ID	DF	Analyzed	By	Prep Date	Prep Batch	Analytical Batch
V2C6825-BS	2C154085.D	1	10/19/17	HT	n/a	n/a	V2C6825

The QC reported here applies to the following samples:

Method: SW846 8260C

JC52961-10, JC52961-11, JC52961-12, JC52961-13

CAS No.	Compound	Spike ug/l	BSP ug/l	BSP %	Limits
100-41-4	Ethylbenzene	50	46.2	92	80-120
87-68-3	Hexachlorobutadiene	50	54.3	109	75-129
98-82-8	Isopropylbenzene	50	48.6	97	83-120
99-87-6	p-Isopropyltoluene	50	49.8	100	83-122
1634-04-4	Methyl Tert Butyl Ether	50	46.2	92	80-119
108-10-1	4-Methyl-2-pentanone(MIBK)	200	169	85	71-131
74-95-3	Methylene bromide	50	49.9	100	85-120
75-09-2	Methylene chloride	50	44.1	88	77-120
91-20-3	Naphthalene	50	51.4	103	73-131
103-65-1	n-Propylbenzene	50	46.9	94	82-119
100-42-5	Styrene	50	48.6	97	82-122
630-20-6	1,1,1,2-Tetrachloroethane	50	49.0	98	82-121
79-34-5	1,1,2,2-Tetrachloroethane	50	43.1	86	76-119
127-18-4	Tetrachloroethene	50	58.2	116	70-131
108-88-3	Toluene	50	48.3	97	80-120
87-61-6	1,2,3-Trichlorobenzene	50	54.4	109	76-134
120-82-1	1,2,4-Trichlorobenzene	50	55.4	111	79-132
71-55-6	1,1,1-Trichloroethane	50	47.9	96	81-128
79-00-5	1,1,2-Trichloroethane	50	47.0	94	83-118
79-01-6	Trichloroethene	50	49.9	100	80-120
75-69-4	Trichlorofluoromethane	50	50.2	100	64-136
96-18-4	1,2,3-Trichloropropane	50	48.5	97	79-120
95-63-6	1,2,4-Trimethylbenzene	50	49.3	99	84-120
108-67-8	1,3,5-Trimethylbenzene	50	49.3	99	83-119
75-01-4	Vinyl chloride	50	52.0	104	51-135
	m,p-Xylene	100	97.3	97	80-120
95-47-6	o-Xylene	50	48.9	98	80-120
1330-20-7	Xylene (total)	150	146	97	80-120

CAS No.	Surrogate Recoveries	BSP	Limits
1868-53-7	Dibromofluoromethane	96%	80-120%
17060-07-0	1,2-Dichloroethane-D4	87%	81-124%
2037-26-5	Toluene-D8	94%	80-120%
460-00-4	4-Bromofluorobenzene	95%	80-120%

* = Outside of Control Limits.

5.2.2
 5

Blank Spike Summary

Job Number: JC52961
Account: AGMINI Arcadis
Project: GE, 13th Street, Tell City, IN

Sample	File ID	DF	Analyzed	By	Prep Date	Prep Batch	Analytical Batch
VD10211-BS	D253168.D	1	10/20/17	EH	n/a	n/a	VD10211

The QC reported here applies to the following samples:

Method: SW846 8260C

JC52961-5, JC52961-6

CAS No.	Compound	Spike ug/kg	BSP ug/kg	BSP %	Limits
127-18-4	Tetrachloroethene	2500	2650	106	70-132
79-01-6	Trichloroethene	2500	2780	111	79-124

CAS No.	Surrogate Recoveries	BSP	Limits
1868-53-7	Dibromofluoromethane	103%	72-129%
17060-07-0	1,2-Dichloroethane-D4	103%	73-132%
2037-26-5	Toluene-D8	101%	80-120%
460-00-4	4-Bromofluorobenzene	99%	77-125%

* = Outside of Control Limits.

Blank Spike Summary

Job Number: JC52961
Account: AGMINI Arcadis
Project: GE, 13th Street, Tell City, IN

Sample	File ID	DF	Analyzed	By	Prep Date	Prep Batch	Analytical Batch
V2A7695-BS	2A182141.D	1	10/20/17	HT	n/a	n/a	V2A7695

The QC reported here applies to the following samples:

Method: SW846 8260C

JC52961-11

CAS No.	Compound	Spike ug/l	BSP ug/l	BSP %	Limits
127-18-4	Tetrachloroethene	50	58.1	116	70-131

CAS No.	Surrogate Recoveries	BSP	Limits
1868-53-7	Dibromofluoromethane	97%	80-120%
17060-07-0	1,2-Dichloroethane-D4	99%	81-124%
2037-26-5	Toluene-D8	98%	80-120%
460-00-4	4-Bromofluorobenzene	100%	80-120%

* = Outside of Control Limits.

Matrix Spike Summary

Job Number: JC52961
Account: AGMINI Arcadis
Project: GE, 13th Street, Tell City, IN

Sample	File ID	DF	Analyzed	By	Prep Date	Prep Batch	Analytical Batch
JC53118-1MS	2C154104.D	1	10/20/17	HT	n/a	n/a	V2C6825
JC53118-1	2C154087.D	1	10/20/17	HT	n/a	n/a	V2C6825

The QC reported here applies to the following samples:

Method: SW846 8260C

JC52961-10, JC52961-11, JC52961-12, JC52961-13

CAS No.	Compound	JC53118-1 ug/l	Spike Q	MS ug/l	MS %	Limits	
67-64-1	Acetone	6.9	J	200	174	84	34-149
71-43-2	Benzene	ND		50	44.8	90	54-136
108-86-1	Bromobenzene	ND		50	48.7	97	78-122
74-97-5	Bromochloromethane	ND		50	48.7	97	79-124
75-27-4	Bromodichloromethane	ND		50	44.2	88	79-124
75-25-2	Bromoform	ND		50	43.7	87	71-130
74-83-9	Bromomethane	ND		50	35.4	71	53-142
78-93-3	2-Butanone (MEK)	ND		200	173	87	54-142
104-51-8	n-Butylbenzene	ND		50	44.9	90	73-133
135-98-8	sec-Butylbenzene	ND		50	46.7	93	76-132
98-06-6	tert-Butylbenzene	ND		50	48.2	96	76-131
56-23-5	Carbon tetrachloride	ND		50	45.6	91	70-143
108-90-7	Chlorobenzene	ND		50	46.6	93	78-123
75-00-3	Chloroethane	ND		50	40.1	80	57-141
67-66-3	Chloroform	ND		50	42.2	84	76-123
74-87-3	Chloromethane	ND		50	33.2	66	43-141
95-49-8	o-Chlorotoluene	ND		50	48.6	97	78-124
106-43-4	p-Chlorotoluene	ND		50	42.9	86	77-122
96-12-8	1,2-Dibromo-3-chloropropane	ND		50	40.9	82	66-130
124-48-1	Dibromochloromethane	ND		50	44.6	89	76-125
106-93-4	1,2-Dibromoethane	ND		50	46.2	92	78-119
95-50-1	1,2-Dichlorobenzene	ND		50	47.2	94	77-123
541-73-1	1,3-Dichlorobenzene	ND		50	46.5	93	76-122
106-46-7	1,4-Dichlorobenzene	ND		50	46.5	93	76-122
75-71-8	Dichlorodifluoromethane	ND		50	34.8	70	31-159
75-34-3	1,1-Dichloroethane	ND		50	43.6	87	73-126
107-06-2	1,2-Dichloroethane	ND		50	41.2	82	72-131
75-35-4	1,1-Dichloroethene	ND		50	44.9	90	63-136
156-59-2	cis-1,2-Dichloroethene	ND		50	47.5	95	60-136
156-60-5	trans-1,2-Dichloroethene	ND		50	45.5	91	70-126
78-87-5	1,2-Dichloropropane	ND		50	42.4	85	78-124
142-28-9	1,3-Dichloropropane	ND		50	41.6	83	78-118
594-20-7	2,2-Dichloropropane	ND		50	39.4	79	59-141
563-58-6	1,1-Dichloropropene	ND		50	43.4	87	75-130
10061-01-5	cis-1,3-Dichloropropene	ND		50	41.7	83	79-123
10061-02-6	trans-1,3-Dichloropropene	ND		50	41.1	82	77-123

* = Outside of Control Limits.

5.3.1
5

Matrix Spike Summary

Job Number: JC52961
Account: AGMINI Arcadis
Project: GE, 13th Street, Tell City, IN

Sample	File ID	DF	Analyzed	By	Prep Date	Prep Batch	Analytical Batch
JC53118-1MS	2C154104.D	1	10/20/17	HT	n/a	n/a	V2C6825
JC53118-1	2C154087.D	1	10/20/17	HT	n/a	n/a	V2C6825

The QC reported here applies to the following samples:

Method: SW846 8260C

JC52961-10, JC52961-11, JC52961-12, JC52961-13

CAS No.	Compound	JC53118-1 ug/l	Spike Q	MS ug/l	MS %	Limits
100-41-4	Ethylbenzene	ND	50	44.1	88	51-140
87-68-3	Hexachlorobutadiene	ND	50	51.4	103	64-141
98-82-8	Isopropylbenzene	ND	50	46.2	92	75-129
99-87-6	p-Isopropyltoluene	ND	50	47.0	94	76-131
1634-04-4	Methyl Tert Butyl Ether	ND	50	41.8	84	72-123
108-10-1	4-Methyl-2-pentanone(MIBK)	ND	200	159	80	66-136
74-95-3	Methylene bromide	ND	50	46.8	94	81-121
75-09-2	Methylene chloride	ND	50	42.4	85	73-125
91-20-3	Naphthalene	ND	50	44.9	90	62-141
103-65-1	n-Propylbenzene	ND	50	44.6	89	68-133
100-42-5	Styrene	ND	50	45.8	92	75-129
630-20-6	1,1,1,2-Tetrachloroethane	ND	50	45.9	92	77-124
79-34-5	1,1,2,2-Tetrachloroethane	ND	50	41.2	82	71-122
127-18-4	Tetrachloroethene	ND	50	54.1	108	61-139
108-88-3	Toluene	ND	50	46.0	92	60-135
87-61-6	1,2,3-Trichlorobenzene	ND	50	48.4	97	70-138
120-82-1	1,2,4-Trichlorobenzene	ND	50	49.2	98	72-137
71-55-6	1,1,1-Trichloroethane	ND	50	46.5	93	74-138
79-00-5	1,1,2-Trichloroethane	ND	50	43.5	87	78-121
79-01-6	Trichloroethene	ND	50	48.0	96	62-141
75-69-4	Trichlorofluoromethane	ND	50	43.0	86	57-149
96-18-4	1,2,3-Trichloropropane	ND	50	45.7	91	74-122
95-63-6	1,2,4-Trimethylbenzene	ND	50	46.8	94	54-143
108-67-8	1,3,5-Trimethylbenzene	ND	50	46.6	93	67-133
75-01-4	Vinyl chloride	ND	50	39.4	79	43-146
	m,p-Xylene	ND	100	92.5	93	50-144
95-47-6	o-Xylene	ND	50	46.5	93	63-134
1330-20-7	Xylene (total)	ND	150	139	93	56-139

CAS No.	Surrogate Recoveries	MS	JC53118-1	Limits
1868-53-7	Dibromofluoromethane	98%	97%	80-120%
17060-07-0	1,2-Dichloroethane-D4	90%	94%	81-124%
2037-26-5	Toluene-D8	94%	93%	80-120%
460-00-4	4-Bromofluorobenzene	94%	93%	80-120%

* = Outside of Control Limits.

5.3.1
 5

Matrix Spike Summary

Job Number: JC52961
Account: AGMINI Arcadis
Project: GE, 13th Street, Tell City, IN

Sample	File ID	DF	Analyzed	By	Prep Date	Prep Batch	Analytical Batch
JC53319-4MS	C220610.D	1	10/20/17	RS	n/a	n/a	VC8149
JC53319-4	C220594.D	1	10/20/17	RS	n/a	n/a	VC8149

The QC reported here applies to the following samples:

Method: SW846 8260C

JC52961-1, JC52961-2, JC52961-3, JC52961-4, JC52961-5, JC52961-6, JC52961-7, JC52961-8, JC52961-9

CAS No.	Compound	JC53319-4 ug/kg	Spike Q	ug/kg	MS ug/kg	MS %	Limits
67-64-1	Acetone	ND		203	380	187* a	10-170
71-43-2	Benzene	ND		50.8	42.6	84	51-129
108-86-1	Bromobenzene	ND		50.8	44.5	88	43-131
74-97-5	Bromochloromethane	ND		50.8	48.4	95	57-128
75-27-4	Bromodichloromethane	ND		50.8	50.8	100	48-134
75-25-2	Bromoform	ND		50.8	55.1	108	45-135
74-83-9	Bromomethane	ND		50.8	42.8	84	26-142
78-93-3	2-Butanone (MEK)	ND		203	282	139	30-151
104-51-8	n-Butylbenzene	ND		50.8	41.0	81	14-154
135-98-8	sec-Butylbenzene	ND		50.8	40.4	79	25-151
98-06-6	tert-Butylbenzene	ND		50.8	39.3	77	32-150
56-23-5	Carbon tetrachloride	ND		50.8	47.6	94	47-146
108-90-7	Chlorobenzene	ND		50.8	43.3	85	48-133
75-00-3	Chloroethane	ND		50.8	48.7	96	22-143
67-66-3	Chloroform	ND		50.8	45.8	90	56-133
74-87-3	Chloromethane	ND		50.8	40.1	79	41-137
95-49-8	o-Chlorotoluene	ND		50.8	41.6	82	38-137
106-43-4	p-Chlorotoluene	ND		50.8	42.5	84	37-134
96-12-8	1,2-Dibromo-3-chloropropane	ND		50.8	54.6	107	40-131
124-48-1	Dibromochloromethane	ND		50.8	51.5	101	52-130
106-93-4	1,2-Dibromoethane	ND		50.8	52.6	103	50-124
95-50-1	1,2-Dichlorobenzene	ND		50.8	43.8	86	36-134
541-73-1	1,3-Dichlorobenzene	ND		50.8	42.6	84	35-133
106-46-7	1,4-Dichlorobenzene	ND		50.8	42.7	84	35-133
75-71-8	Dichlorodifluoromethane	ND		50.8	56.8	112	31-144
75-34-3	1,1-Dichloroethane	ND		50.8	43.2	85	54-133
107-06-2	1,2-Dichloroethane	ND		50.8	54.2	107	53-130
75-35-4	1,1-Dichloroethene	ND		50.8	43.6	86	48-141
156-59-2	cis-1,2-Dichloroethene	ND		50.8	42.6	84	47-127
156-60-5	trans-1,2-Dichloroethene	ND		50.8	43.1	85	47-134
78-87-5	1,2-Dichloropropane	ND		50.8	45.0	89	55-126
142-28-9	1,3-Dichloropropane	ND		50.8	48.0	94	54-120
594-20-7	2,2-Dichloropropane	ND		50.8	47.5	93	35-141
563-58-6	1,1-Dichloropropene	ND		50.8	43.7	86	47-140
10061-01-5	cis-1,3-Dichloropropene	ND		50.8	48.8	96	49-128
10061-02-6	trans-1,3-Dichloropropene	ND		50.8	48.1	95	45-128

* = Outside of Control Limits.

5.3.2
 5

Matrix Spike Summary

Job Number: JC52961
Account: AGMINI Arcadis
Project: GE, 13th Street, Tell City, IN

Sample	File ID	DF	Analyzed	By	Prep Date	Prep Batch	Analytical Batch
JC53319-4MS	C220610.D	1	10/20/17	RS	n/a	n/a	VC8149
JC53319-4	C220594.D	1	10/20/17	RS	n/a	n/a	VC8149

The QC reported here applies to the following samples:

Method: SW846 8260C

JC52961-1, JC52961-2, JC52961-3, JC52961-4, JC52961-5, JC52961-6, JC52961-7, JC52961-8, JC52961-9

CAS No.	Compound	JC53319-4 ug/kg	Spike Q	ug/kg	MS ug/kg	MS %	Limits
100-41-4	Ethylbenzene	ND		50.8	42.7	84	40-136
87-68-3	Hexachlorobutadiene	ND		50.8	42.7	84	10-161
98-82-8	Isopropylbenzene	ND		50.8	42.4	83	37-145
99-87-6	p-Isopropyltoluene	ND		50.8	40.8	80	26-151
1634-04-4	Methyl Tert Butyl Ether	ND		50.8	53.4	105	55-119
108-10-1	4-Methyl-2-pentanone(MIBK)	ND		203	244	120	38-141
74-95-3	Methylene bromide	ND		50.8	51.6	102	55-127
75-09-2	Methylene chloride	ND		50.8	43.0	85	51-125
91-20-3	Naphthalene	ND		50.8	52.1	102	16-149
103-65-1	n-Propylbenzene	ND		50.8	41.9	82	29-150
100-42-5	Styrene	ND		50.8	46.1	91	41-137
630-20-6	1,1,1,2-Tetrachloroethane	ND		50.8	45.5	90	49-136
79-34-5	1,1,2,2-Tetrachloroethane	ND		50.8	50.4	99	35-136
127-18-4	Tetrachloroethene	ND		50.8	42.1	83	27-171
108-88-3	Toluene	ND		50.8	41.6	82	46-131
87-61-6	1,2,3-Trichlorobenzene	ND		50.8	47.3	93	12-148
120-82-1	1,2,4-Trichlorobenzene	ND		50.8	46.0	90	16-151
71-55-6	1,1,1-Trichloroethane	ND		50.8	47.0	92	54-144
79-00-5	1,1,2-Trichloroethane	ND		50.8	48.7	96	52-124
79-01-6	Trichloroethene	ND		50.8	44.9	88	45-145
75-69-4	Trichlorofluoromethane	ND		50.8	56.8	112	44-139
96-18-4	1,2,3-Trichloropropane	ND		50.8	53.7	106	42-135
95-63-6	1,2,4-Trimethylbenzene	ND		50.8	42.4	83	31-146
108-67-8	1,3,5-Trimethylbenzene	ND		50.8	41.4	81	33-144
75-01-4	Vinyl chloride	ND		50.8	38.6	76	38-139
	m,p-Xylene	ND		102	84.7	83	39-138
95-47-6	o-Xylene	ND		50.8	43.8	86	42-139
1330-20-7	Xylene (total)	ND		152	128	84	40-139

CAS No.	Surrogate Recoveries	MS	JC53319-4	Limits
1868-53-7	Dibromofluoromethane	103%	102%	72-129%
17060-07-0	1,2-Dichloroethane-D4	114%	112%	73-132%
2037-26-5	Toluene-D8	97%	98%	80-120%
460-00-4	4-Bromofluorobenzene	101%	104%	77-125%

* = Outside of Control Limits.

5.3.2
 5

Matrix Spike Summary

Job Number: JC52961
Account: AGMINI Arcadis
Project: GE, 13th Street, Tell City, IN

Sample	File ID	DF	Analyzed	By	Prep Date	Prep Batch	Analytical Batch
JC53319-4MS	C220610.D	1	10/20/17	RS	n/a	n/a	VC8149
JC53319-4	C220594.D	1	10/20/17	RS	n/a	n/a	VC8149

The QC reported here applies to the following samples:

Method: SW846 8260C

JC52961-1, JC52961-2, JC52961-3, JC52961-4, JC52961-5, JC52961-6, JC52961-7, JC52961-8, JC52961-9

(a) Outside control limits due to matrix interference.

* = Outside of Control Limits.

Matrix Spike/Matrix Spike Duplicate Summary

Job Number: JC52961
Account: AGMINI Arcadis
Project: GE, 13th Street, Tell City, IN

Sample	File ID	DF	Analyzed	By	Prep Date	Prep Batch	Analytical Batch
JC53323-11MS	D253178.D	1	10/20/17	EH	n/a	n/a	VD10211
JC53323-11MSD	D253179.D	1	10/20/17	EH	n/a	n/a	VD10211
JC53323-11	D253172.D	1	10/20/17	EH	n/a	n/a	VD10211

The QC reported here applies to the following samples:

Method: SW846 8260C

JC52961-5, JC52961-6

CAS No.	Compound	JC53323-11 ug/kg	Spike Q ug/kg	MS ug/kg	MS %	Spike ug/kg	MSD ug/kg	MSD %	RPD	Limits Rec/RPD
127-18-4	Tetrachloroethene	1330	2520	3840	100	2520	3710	94	3	27-171/19
79-01-6	Trichloroethene	208	2520	2800	103	2520	2760	101	1	45-145/16

CAS No.	Surrogate Recoveries	MS	MSD	JC53323-11	Limits
1868-53-7	Dibromofluoromethane	101%	101%	102%	72-129%
17060-07-0	1,2-Dichloroethane-D4	101%	102%	104%	73-132%
2037-26-5	Toluene-D8	98%	98%	95%	80-120%
460-00-4	4-Bromofluorobenzene	103%	104%	104%	77-125%

* = Outside of Control Limits.

5.4.1
 5

Matrix Spike/Matrix Spike Duplicate Summary

Job Number: JC52961
Account: AGMINI Arcadis
Project: GE, 13th Street, Tell City, IN

Sample	File ID	DF	Analyzed	By	Prep Date	Prep Batch	Analytical Batch
JC53175-33MS	2A182150.D	1	10/20/17	HT	n/a	n/a	V2A7695
JC53175-33MSD	2A182151.D	1	10/20/17	HT	n/a	n/a	V2A7695
JC53175-33	2A182144.D	1	10/20/17	HT	n/a	n/a	V2A7695

The QC reported here applies to the following samples:

Method: SW846 8260C

JC52961-11

CAS No.	Compound	JC53175-33 ug/l	Spike Q ug/l	MS ug/l	MS %	Spike ug/l	MSD ug/l	MSD %	RPD	Limits Rec/RPD
127-18-4	Tetrachloroethene	4.9	50	61.5	113	50	58.0	106	6	61-139/11

CAS No.	Surrogate Recoveries	MS	MSD	JC53175-33	Limits
1868-53-7	Dibromofluoromethane	98%	94%	97%	80-120%
17060-07-0	1,2-Dichloroethane-D4	99%	96%	101%	81-124%
2037-26-5	Toluene-D8	96%	96%	94%	80-120%
460-00-4	4-Bromofluorobenzene	102%	96%	97%	80-120%

* = Outside of Control Limits.

5.4.2
5

Duplicate Summary

Job Number: JC52961
Account: AGMINI Arcadis
Project: GE, 13th Street, Tell City, IN

Sample	File ID	DF	Analyzed	By	Prep Date	Prep Batch	Analytical Batch
JC53118-2DUP	2C154106.D	1	10/20/17	HT	n/a	n/a	V2C6825
JC53118-2	2C154088.D	1	10/20/17	HT	n/a	n/a	V2C6825

The QC reported here applies to the following samples:

Method: SW846 8260C

JC52961-10, JC52961-11, JC52961-12, JC52961-13

CAS No.	Compound	JC53118-2		Q	RPD	Limits
		ug/l	DUP ug/l			
67-64-1	Acetone	7.5	J 6.4	J	16	20
71-43-2	Benzene	ND	ND		nc	20
108-86-1	Bromobenzene	ND	ND		nc	20
74-97-5	Bromochloromethane	ND	ND		nc	20
75-27-4	Bromodichloromethane	ND	ND		nc	20
75-25-2	Bromoform	ND	ND		nc	20
74-83-9	Bromomethane	ND	ND		nc	20
78-93-3	2-Butanone (MEK)	ND	ND		nc	20
104-51-8	n-Butylbenzene	ND	ND		nc	20
135-98-8	sec-Butylbenzene	ND	ND		nc	20
98-06-6	tert-Butylbenzene	ND	ND		nc	20
56-23-5	Carbon tetrachloride	ND	ND		nc	20
108-90-7	Chlorobenzene	ND	ND		nc	20
75-00-3	Chloroethane	ND	ND		nc	20
67-66-3	Chloroform	ND	ND		nc	20
74-87-3	Chloromethane	ND	ND		nc	20
95-49-8	o-Chlorotoluene	ND	ND		nc	20
106-43-4	p-Chlorotoluene	ND	ND		nc	20
96-12-8	1,2-Dibromo-3-chloropropane	ND	ND		nc	20
124-48-1	Dibromochloromethane	ND	ND		nc	20
106-93-4	1,2-Dibromoethane	ND	ND		nc	20
95-50-1	1,2-Dichlorobenzene	ND	ND		nc	20
541-73-1	1,3-Dichlorobenzene	ND	ND		nc	20
106-46-7	1,4-Dichlorobenzene	ND	ND		nc	20
75-71-8	Dichlorodifluoromethane	ND	ND		nc	20
75-34-3	1,1-Dichloroethane	ND	ND		nc	20
107-06-2	1,2-Dichloroethane	ND	ND		nc	20
75-35-4	1,1-Dichloroethene	ND	ND		nc	20
156-59-2	cis-1,2-Dichloroethene	ND	ND		nc	20
156-60-5	trans-1,2-Dichloroethene	ND	ND		nc	20
78-87-5	1,2-Dichloropropane	ND	ND		nc	20
142-28-9	1,3-Dichloropropane	ND	ND		nc	20
594-20-7	2,2-Dichloropropane	ND	ND		nc	20
563-58-6	1,1-Dichloropropene	ND	ND		nc	20
10061-01-5	cis-1,3-Dichloropropene	ND	ND		nc	20
10061-02-6	trans-1,3-Dichloropropene	ND	ND		nc	20

* = Outside of Control Limits.

5.5.1
 5

Duplicate Summary

Job Number: JC52961
Account: AGMINI Arcadis
Project: GE, 13th Street, Tell City, IN

Sample	File ID	DF	Analyzed	By	Prep Date	Prep Batch	Analytical Batch
JC53118-2DUP	2C154106.D	1	10/20/17	HT	n/a	n/a	V2C6825
JC53118-2	2C154088.D	1	10/20/17	HT	n/a	n/a	V2C6825

The QC reported here applies to the following samples:

Method: SW846 8260C

JC52961-10, JC52961-11, JC52961-12, JC52961-13

CAS No.	Compound	JC53118-2 ug/l	DUP Q ug/l	Q	RPD	Limits
100-41-4	Ethylbenzene	ND	ND	nc		20
87-68-3	Hexachlorobutadiene	ND	ND	nc		20
98-82-8	Isopropylbenzene	ND	ND	nc		20
99-87-6	p-Isopropyltoluene	ND	ND	nc		20
1634-04-4	Methyl Tert Butyl Ether	ND	ND	nc		20
108-10-1	4-Methyl-2-pentanone(MIBK)	ND	ND	nc		20
74-95-3	Methylene bromide	ND	ND	nc		20
75-09-2	Methylene chloride	ND	ND	nc		20
91-20-3	Naphthalene	ND	ND	nc		20
103-65-1	n-Propylbenzene	ND	ND	nc		20
100-42-5	Styrene	ND	ND	nc		20
630-20-6	1,1,1,2-Tetrachloroethane	ND	ND	nc		20
79-34-5	1,1,2,2-Tetrachloroethane	ND	ND	nc		20
127-18-4	Tetrachloroethene	ND	ND	nc		20
108-88-3	Toluene	ND	ND	nc		20
87-61-6	1,2,3-Trichlorobenzene	ND	ND	nc		20
120-82-1	1,2,4-Trichlorobenzene	ND	ND	nc		20
71-55-6	1,1,1-Trichloroethane	ND	ND	nc		20
79-00-5	1,1,2-Trichloroethane	ND	ND	nc		20
79-01-6	Trichloroethene	ND	ND	nc		20
75-69-4	Trichlorofluoromethane	ND	ND	nc		20
96-18-4	1,2,3-Trichloropropane	ND	ND	nc		20
95-63-6	1,2,4-Trimethylbenzene	ND	ND	nc		20
108-67-8	1,3,5-Trimethylbenzene	ND	ND	nc		20
75-01-4	Vinyl chloride	ND	ND	nc		20
	m,p-Xylene	ND	ND	nc		20
95-47-6	o-Xylene	ND	ND	nc		20
1330-20-7	Xylene (total)	ND	ND	nc		20

CAS No.	Surrogate Recoveries	DUP	JC53118-2	Limits
1868-53-7	Dibromofluoromethane	100%	97%	80-120%
17060-07-0	1,2-Dichloroethane-D4	96%	95%	81-124%
2037-26-5	Toluene-D8	92%	93%	80-120%
460-00-4	4-Bromofluorobenzene	93%	92%	80-120%

* = Outside of Control Limits.

5.5.1
 5

Duplicate Summary

Job Number: JC52961
Account: AGMINI Arcadis
Project: GE, 13th Street, Tell City, IN

Sample	File ID	DF	Analyzed	By	Prep Date	Prep Batch	Analytical Batch
JC53319-5DUP	C220611.D	1	10/20/17	RS	n/a	n/a	VC8149
JC53319-5	C220595.D	1	10/20/17	RS	n/a	n/a	VC8149

The QC reported here applies to the following samples:

Method: SW846 8260C

JC52961-1, JC52961-2, JC52961-3, JC52961-4, JC52961-5, JC52961-6, JC52961-7, JC52961-8, JC52961-9

CAS No.	Compound	JC53319-5 ug/kg	DUP Q	ug/kg	Q	RPD	Limits
67-64-1	Acetone	ND		ND		nc	30
71-43-2	Benzene	ND		ND		nc	30
108-86-1	Bromobenzene	ND		ND		nc	30
74-97-5	Bromochloromethane	ND		ND		nc	30
75-27-4	Bromodichloromethane	ND		ND		nc	30
75-25-2	Bromoform	ND		ND		nc	30
74-83-9	Bromomethane	ND		ND		nc	30
78-93-3	2-Butanone (MEK)	ND		ND		nc	30
104-51-8	n-Butylbenzene	ND		ND		nc	30
135-98-8	sec-Butylbenzene	ND		ND		nc	30
98-06-6	tert-Butylbenzene	ND		ND		nc	30
56-23-5	Carbon tetrachloride	ND		ND		nc	30
108-90-7	Chlorobenzene	ND		ND		nc	30
75-00-3	Chloroethane	ND		ND		nc	30
67-66-3	Chloroform	ND		ND		nc	30
74-87-3	Chloromethane	ND		ND		nc	30
95-49-8	o-Chlorotoluene	ND		ND		nc	30
106-43-4	p-Chlorotoluene	ND		ND		nc	30
96-12-8	1,2-Dibromo-3-chloropropane	ND		ND		nc	30
124-48-1	Dibromochloromethane	ND		ND		nc	30
106-93-4	1,2-Dibromoethane	ND		ND		nc	30
95-50-1	1,2-Dichlorobenzene	ND		ND		nc	30
541-73-1	1,3-Dichlorobenzene	ND		ND		nc	30
106-46-7	1,4-Dichlorobenzene	ND		ND		nc	30
75-71-8	Dichlorodifluoromethane	ND		ND		nc	30
75-34-3	1,1-Dichloroethane	ND		ND		nc	30
107-06-2	1,2-Dichloroethane	ND		ND		nc	30
75-35-4	1,1-Dichloroethene	ND		ND		nc	30
156-59-2	cis-1,2-Dichloroethene	ND		ND		nc	30
156-60-5	trans-1,2-Dichloroethene	ND		ND		nc	30
78-87-5	1,2-Dichloropropane	ND		ND		nc	30
142-28-9	1,3-Dichloropropane	ND		ND		nc	30
594-20-7	2,2-Dichloropropane	ND		ND		nc	30
563-58-6	1,1-Dichloropropene	ND		ND		nc	30
10061-01-5	cis-1,3-Dichloropropene	ND		ND		nc	30
10061-02-6	trans-1,3-Dichloropropene	ND		ND		nc	30

* = Outside of Control Limits.

5.5.2
 5

Duplicate Summary

Job Number: JC52961
Account: AGMINI Arcadis
Project: GE, 13th Street, Tell City, IN

Sample	File ID	DF	Analyzed	By	Prep Date	Prep Batch	Analytical Batch
JC53319-5DUP	C220611.D	1	10/20/17	RS	n/a	n/a	VC8149
JC53319-5	C220595.D	1	10/20/17	RS	n/a	n/a	VC8149

The QC reported here applies to the following samples:

Method: SW846 8260C

JC52961-1, JC52961-2, JC52961-3, JC52961-4, JC52961-5, JC52961-6, JC52961-7, JC52961-8, JC52961-9

CAS No.	Compound	JC53319-5 ug/kg	DUP Q	ug/kg	Q	RPD	Limits
100-41-4	Ethylbenzene	ND		ND		nc	30
87-68-3	Hexachlorobutadiene	ND		ND		nc	30
98-82-8	Isopropylbenzene	ND		ND		nc	11
99-87-6	p-Isopropyltoluene	ND		ND		nc	30
1634-04-4	Methyl Tert Butyl Ether	ND		ND		nc	30
108-10-1	4-Methyl-2-pentanone(MIBK)	ND		ND		nc	30
74-95-3	Methylene bromide	ND		ND		nc	30
75-09-2	Methylene chloride	ND		ND		nc	30
91-20-3	Naphthalene	ND		ND		nc	30
103-65-1	n-Propylbenzene	ND		ND		nc	30
100-42-5	Styrene	ND		ND		nc	30
630-20-6	1,1,1,2-Tetrachloroethane	ND		ND		nc	30
79-34-5	1,1,2,2-Tetrachloroethane	ND		ND		nc	30
127-18-4	Tetrachloroethene	ND		ND		nc	30
108-88-3	Toluene	ND		ND		nc	30
87-61-6	1,2,3-Trichlorobenzene	ND		ND		nc	30
120-82-1	1,2,4-Trichlorobenzene	ND		ND		nc	30
71-55-6	1,1,1-Trichloroethane	ND		ND		nc	30
79-00-5	1,1,2-Trichloroethane	ND		ND		nc	30
79-01-6	Trichloroethene	ND		ND		nc	30
75-69-4	Trichlorofluoromethane	ND		ND		nc	30
96-18-4	1,2,3-Trichloropropane	ND		ND		nc	30
95-63-6	1,2,4-Trimethylbenzene	ND		ND		nc	30
108-67-8	1,3,5-Trimethylbenzene	ND		ND		nc	30
75-01-4	Vinyl chloride	ND		ND		nc	30
	m,p-Xylene	ND		ND		nc	30
95-47-6	o-Xylene	ND		ND		nc	30
1330-20-7	Xylene (total)	ND		ND		nc	30

CAS No.	Surrogate Recoveries	DUP	JC53319-5	Limits
1868-53-7	Dibromofluoromethane	96%	99%	72-129%
17060-07-0	1,2-Dichloroethane-D4	112%	107%	73-132%
2037-26-5	Toluene-D8	97%	98%	80-120%
460-00-4	4-Bromofluorobenzene	105%	103%	77-125%

* = Outside of Control Limits.

5.5.2
 5

Instrument Performance Check (BFB)

Job Number: JC52961
Account: AGMINI Arcadis
Project: GE, 13th Street, Tell City, IN

Sample: V2A7653-BFB	Injection Date: 09/19/17
Lab File ID: 2A181094.D	Injection Time: 20:38
Instrument ID: GCMS2A	

m/e	Ion Abundance Criteria	Raw Abundance	% Relative Abundance	Pass/Fail
50	15.0 - 40.0% of mass 95	9206	15.4	Pass
75	30.0 - 60.0% of mass 95	24928	41.6	Pass
95	Base peak, 100% relative abundance	59944	100.0	Pass
96	5.0 - 9.0% of mass 95	3984	6.65	Pass
173	Less than 2.0% of mass 174	0	0.00 (0.00) ^a	Pass
174	50.0 - 120.0% of mass 95	58376	97.4	Pass
175	5.0 - 9.0% of mass 174	4730	7.89 (8.10) ^a	Pass
176	95.0 - 101.0% of mass 174	55557	92.7 (95.2) ^a	Pass
177	5.0 - 9.0% of mass 176	3608	6.02 (6.49) ^b	Pass

(a) Value is % of mass 174

(b) Value is % of mass 176

This check applies to the following Samples, MS, MSD, Blanks, and Standards:

Lab Sample ID	Lab File ID	Date Analyzed	Time Analyzed	Hours Lapsed	Client Sample ID
V2A7653-IC7653	2A181095.D	09/19/17	21:07	00:29	Initial cal 0.2
V2A7653-IC7653	2A181096.D	09/19/17	21:36	00:58	Initial cal 0.5
V2A7653-IC7653	2A181097.D	09/19/17	22:05	01:27	Initial cal 1
V2A7653-IC7653	2A181098.D	09/19/17	22:33	01:55	Initial cal 2
V2A7653-IC7653	2A181099.D	09/19/17	23:02	02:24	Initial cal 5
V2A7653-IC7653	2A181100.D	09/19/17	23:30	02:52	Initial cal 10
V2A7653-IC7653	2A181101.D	09/19/17	23:59	03:21	Initial cal 20
V2A7653-ICC7653	2A181102.D	09/20/17	00:28	03:50	Initial cal 50
V2A7653-IC7653	2A181103.D	09/20/17	00:57	04:19	Initial cal 100
V2A7653-IC7653	2A181104.D	09/20/17	01:25	04:47	Initial cal 200
V2A7653-ICV7653	2A181107.D	09/20/17	02:52	06:14	Initial cal verification 50
V2A7653-ICV7653	2A181108.D	09/20/17	03:21	06:43	Initial cal verification 50

5.6.1
5

Instrument Performance Check (BFB)

Job Number: JC52961
Account: AGMINI Arcadis
Project: GE, 13th Street, Tell City, IN

Sample: V2A7695-BFB	Injection Date: 10/20/17
Lab File ID: 2A182136.D	Injection Time: 11:35
Instrument ID: GCMS2A	

m/e	Ion Abundance Criteria	Raw Abundance	% Relative Abundance	Pass/Fail
50	15.0 - 40.0% of mass 95	13366	15.8	Pass
75	30.0 - 60.0% of mass 95	35261	41.7	Pass
95	Base peak, 100% relative abundance	84642	100.0	Pass
96	5.0 - 9.0% of mass 95	5578	6.59	Pass
173	Less than 2.0% of mass 174	0	0.00 (0.00) ^a	Pass
174	50.0 - 120.0% of mass 95	78656	92.9	Pass
175	5.0 - 9.0% of mass 174	6969	8.23 (8.86) ^a	Pass
176	95.0 - 101.0% of mass 174	76373	90.2 (97.1) ^a	Pass
177	5.0 - 9.0% of mass 176	5310	6.27 (6.95) ^b	Pass

(a) Value is % of mass 174

(b) Value is % of mass 176

This check applies to the following Samples, MS, MSD, Blanks, and Standards:

Lab Sample ID	Lab File ID	Date Analyzed	Time Analyzed	Hours Lapsed	Client Sample ID
V2A7695-CC7653	2A182137.D	10/20/17	12:04	00:29	Continuing cal 20
V2A7695-MB	2A182138.D	10/20/17	12:33	00:58	Method Blank
V2A7695-BS	2A182141.D	10/20/17	14:00	02:25	Blank Spike
JC52961-11	2A182143.D	10/20/17	14:57	03:22	P-23(101117)
JC53175-33	2A182144.D	10/20/17	15:26	03:51	(used for QC only; not part of job JC52961)
ZZZZZZ	2A182145.D	10/20/17	15:54	04:19	(unrelated sample)
ZZZZZZ	2A182146.D	10/20/17	16:23	04:48	(unrelated sample)
ZZZZZZ	2A182147.D	10/20/17	16:51	05:16	(unrelated sample)
ZZZZZZ	2A182148.D	10/20/17	17:20	05:45	(unrelated sample)
ZZZZZZ	2A182149.D	10/20/17	17:49	06:14	(unrelated sample)
JC53175-33MS	2A182150.D	10/20/17	18:17	06:42	Matrix Spike
JC53175-33MSD	2A182151.D	10/20/17	18:46	07:11	Matrix Spike Duplicate
ZZZZZZ	2A182152.D	10/20/17	19:15	07:40	(unrelated sample)
ZZZZZZ	2A182153.D	10/20/17	19:44	08:09	(unrelated sample)
ZZZZZZ	2A182155.D	10/20/17	20:41	09:06	(unrelated sample)
ZZZZZZ	2A182156.D	10/20/17	21:09	09:34	(unrelated sample)
ZZZZZZ	2A182157.D	10/20/17	21:38	10:03	(unrelated sample)
ZZZZZZ	2A182158.D	10/20/17	22:07	10:32	(unrelated sample)
ZZZZZZ	2A182159.D	10/20/17	22:36	11:01	(unrelated sample)

5.6.2
5

Instrument Performance Check (BFB)

Job Number: JC52961
Account: AGMINI Arcadis
Project: GE, 13th Street, Tell City, IN

Sample: V2C6777-BFB	Injection Date: 09/19/17
Lab File ID: 2C152927.D	Injection Time: 17:57
Instrument ID: GCMS2C	

m/e	Ion Abundance Criteria	Raw Abundance	% Relative Abundance	Pass/Fail
50	15.0 - 40.0% of mass 95	21034	19.3	Pass
75	30.0 - 60.0% of mass 95	51810	47.5	Pass
95	Base peak, 100% relative abundance	109138	100.0	Pass
96	5.0 - 9.0% of mass 95	7186	6.58	Pass
173	Less than 2.0% of mass 174	0	0.00 (0.00) ^a	Pass
174	50.0 - 120.0% of mass 95	99306	91.0	Pass
175	5.0 - 9.0% of mass 174	7779	7.13 (7.83) ^a	Pass
176	95.0 - 101.0% of mass 174	96664	88.6 (97.3) ^a	Pass
177	5.0 - 9.0% of mass 176	6345	5.81 (6.56) ^b	Pass

(a) Value is % of mass 174

(b) Value is % of mass 176

This check applies to the following Samples, MS, MSD, Blanks, and Standards:

Lab Sample ID	Lab File ID	Date Analyzed	Time Analyzed	Hours Lapsed	Client Sample ID
V2C6777-IC6777	2C152928.D	09/19/17	18:29	00:32	Initial cal 2
V2C6777-IC6777	2C152929.D	09/19/17	18:59	01:02	Initial cal 0.2
V2C6777-IC6777	2C152930.D	09/19/17	19:28	01:31	Initial cal 0.5
V2C6777-IC6777	2C152931.D	09/19/17	19:56	01:59	Initial cal 1
V2C6777-IC6777	2C152932.D	09/19/17	20:25	02:28	Initial cal 5
V2C6777-IC6777	2C152933.D	09/19/17	20:55	02:58	Initial cal 10
V2C6777-IC6777	2C152934.D	09/19/17	21:23	03:26	Initial cal 20
V2C6777-ICC6777	2C152935.D	09/19/17	21:52	03:55	Initial cal 50
V2C6777-IC6777	2C152936.D	09/19/17	22:21	04:24	Initial cal 100
V2C6777-IC6777	2C152937.D	09/19/17	22:50	04:53	Initial cal 200
V2C6777-ICV6777	2C152940.D	09/20/17	00:18	06:21	Initial cal verification 50
V2C6777-ICV6777	2C152941.D	09/20/17	00:47	06:50	Initial cal verification 50

5.6.3
5

Instrument Performance Check (BFB)

Job Number: JC52961
Account: AGMINI Arcadis
Project: GE, 13th Street, Tell City, IN

Sample: V2C6825-BFB	Injection Date: 10/19/17
Lab File ID: 2C154082.D	Injection Time: 21:37
Instrument ID: GCMS2C	

m/e	Ion Abundance Criteria	Raw Abundance	% Relative Abundance	Pass/Fail
50	15.0 - 40.0% of mass 95	13483	17.5	Pass
75	30.0 - 60.0% of mass 95	34997	45.3	Pass
95	Base peak, 100% relative abundance	77195	100.0	Pass
96	5.0 - 9.0% of mass 95	5008	6.49	Pass
173	Less than 2.0% of mass 174	0	0.00 (0.00) ^a	Pass
174	50.0 - 120.0% of mass 95	75187	97.4	Pass
175	5.0 - 9.0% of mass 174	5837	7.56 (7.76) ^a	Pass
176	95.0 - 101.0% of mass 174	73256	94.9 (97.4) ^a	Pass
177	5.0 - 9.0% of mass 176	4854	6.29 (6.63) ^b	Pass

(a) Value is % of mass 174

(b) Value is % of mass 176

This check applies to the following Samples, MS, MSD, Blanks, and Standards:

Lab Sample ID	Lab File ID	Date Analyzed	Time Analyzed	Hours Lapsed	Client Sample ID
V2C6825-CC6777	2C154082.D	10/19/17	21:37	00:00	Continuing cal 50
V2C6825-MB	2C154084.D	10/19/17	22:34	00:57	Method Blank
V2C6825-BS	2C154085.D	10/19/17	23:03	01:26	Blank Spike
JC53118-1	2C154087.D	10/20/17	00:00	02:23	(used for QC only; not part of job JC52961)
JC53118-2	2C154088.D	10/20/17	00:29	02:52	(used for QC only; not part of job JC52961)
ZZZZZZ	2C154089.D	10/20/17	00:57	03:20	(unrelated sample)
ZZZZZZ	2C154090.D	10/20/17	01:26	03:49	(unrelated sample)
ZZZZZZ	2C154091.D	10/20/17	01:55	04:18	(unrelated sample)
ZZZZZZ	2C154092.D	10/20/17	02:24	04:47	(unrelated sample)
ZZZZZZ	2C154093.D	10/20/17	02:52	05:15	(unrelated sample)
ZZZZZZ	2C154094.D	10/20/17	03:21	05:44	(unrelated sample)
ZZZZZZ	2C154095.D	10/20/17	03:50	06:13	(unrelated sample)
ZZZZZZ	2C154096.D	10/20/17	04:18	06:41	(unrelated sample)
ZZZZZZ	2C154097.D	10/20/17	04:47	07:10	(unrelated sample)
ZZZZZZ	2C154098.D	10/20/17	05:16	07:39	(unrelated sample)
ZZZZZZ	2C154099.D	10/20/17	05:44	08:07	(unrelated sample)
JC52961-10	2C154100.D	10/20/17	06:13	08:36	P-25(101117)
JC52961-12	2C154101.D	10/20/17	06:42	09:05	P-22(101117)
JC52961-13	2C154102.D	10/20/17	07:10	09:33	DUP-1(101117)
JC52961-11	2C154103.D	10/20/17	07:39	10:02	P-23(101117)
JC53118-1MS	2C154104.D	10/20/17	08:08	10:31	Matrix Spike
JC53118-2DUP	2C154106.D	10/20/17	09:06	11:29	Duplicate

5.6.4
5

Instrument Performance Check (BFB)

Job Number: JC52961
Account: AGMINI Arcadis
Project: GE, 13th Street, Tell City, IN

Sample: VC8126-BFB	Injection Date: 10/02/17
Lab File ID: C220059.D	Injection Time: 19:21
Instrument ID: GCMSC	

m/e	Ion Abundance Criteria	Raw Abundance	% Relative Abundance	Pass/Fail
50	15.0 - 40.0% of mass 95	27816	16.1	Pass
75	30.0 - 60.0% of mass 95	78658	45.5	Pass
95	Base peak, 100% relative abundance	173056	100.0	Pass
96	5.0 - 9.0% of mass 95	11396	6.59	Pass
173	Less than 2.0% of mass 174	0	0.00 (0.00) ^a	Pass
174	50.0 - 120.0% of mass 95	126645	73.2	Pass
175	5.0 - 9.0% of mass 174	9699	5.60 (7.66) ^a	Pass
176	95.0 - 101.0% of mass 174	123770	71.5 (97.7) ^a	Pass
177	5.0 - 9.0% of mass 176	7821	4.52 (6.32) ^b	Pass

(a) Value is % of mass 174

(b) Value is % of mass 176

This check applies to the following Samples, MS, MSD, Blanks, and Standards:

Lab Sample ID	Lab File ID	Date Analyzed	Time Analyzed	Hours Lapsed	Client Sample ID
VC8126-IC8126	C220060.D	10/02/17	19:59	00:38	Initial cal 0.2
VC8126-IC8126	C220061.D	10/02/17	20:28	01:07	Initial cal 0.5
VC8126-IC8126	C220062.D	10/02/17	20:57	01:36	Initial cal 1
VC8126-IC8126	C220063.D	10/02/17	21:26	02:05	Initial cal 2
VC8126-IC8126	C220064.D	10/02/17	21:55	02:34	Initial cal 4
VC8126-IC8126	C220065.D	10/02/17	22:23	03:02	Initial cal 8
VC8126-IC8126	C220066.D	10/02/17	22:53	03:32	Initial cal 20
VC8126-ICC8126	C220067.D	10/02/17	23:22	04:01	Initial cal 50
VC8126-IC8126	C220068.D	10/02/17	23:50	04:29	Initial cal 100
VC8126-IC8126	C220069.D	10/03/17	00:19	04:58	Initial cal 200
VC8126-ICV8126	C220072.D	10/03/17	01:46	06:25	Initial cal verification 50
VC8126-ICV8126	C220073.D	10/03/17	02:14	06:53	Initial cal verification 50

5.6.5
5

Instrument Performance Check (BFB)

Job Number: JC52961
Account: AGMINI Arcadis
Project: GE, 13th Street, Tell City, IN

Sample: VC8149-BFB	Injection Date: 10/19/17
Lab File ID: C220588.D	Injection Time: 22:04
Instrument ID: GCMSC	

m/e	Ion Abundance Criteria	Raw Abundance	% Relative Abundance	Pass/Fail
50	15.0 - 40.0% of mass 95	24061	17.7	Pass
75	30.0 - 60.0% of mass 95	64056	47.2	Pass
95	Base peak, 100% relative abundance	135781	100.0	Pass
96	5.0 - 9.0% of mass 95	9041	6.66	Pass
173	Less than 2.0% of mass 174	0	0.00 (0.00) ^a	Pass
174	50.0 - 120.0% of mass 95	93589	68.9	Pass
175	5.0 - 9.0% of mass 174	7380	5.44 (7.89) ^a	Pass
176	95.0 - 101.0% of mass 174	89832	66.2 (96.0) ^a	Pass
177	5.0 - 9.0% of mass 176	6190	4.56 (6.89) ^b	Pass

(a) Value is % of mass 174

(b) Value is % of mass 176

This check applies to the following Samples, MS, MSD, Blanks, and Standards:

Lab Sample ID	Lab File ID	Date Analyzed	Time Analyzed	Hours Lapsed	Client Sample ID
VC8149-CC8126	C220588.D	10/19/17	22:04	00:00	Continuing cal 50
VC8149-MB	C220589.D	10/19/17	22:33	00:29	Method Blank
VC8149-BS	C220590.D	10/19/17	23:02	00:58	Blank Spike
ZZZZZZ	C220591.D	10/19/17	23:30	01:26	(unrelated sample)
ZZZZZZ	C220592.D	10/19/17	23:59	01:55	(unrelated sample)
ZZZZZZ	C220593.D	10/20/17	00:28	02:24	(unrelated sample)
JC53319-4	C220594.D	10/20/17	00:56	02:52	(used for QC only; not part of job JC52961)
JC53319-5	C220595.D	10/20/17	01:25	03:21	(used for QC only; not part of job JC52961)
ZZZZZZ	C220596.D	10/20/17	01:54	03:50	(unrelated sample)
ZZZZZZ	C220597.D	10/20/17	02:22	04:18	(unrelated sample)
ZZZZZZ	C220598.D	10/20/17	02:51	04:47	(unrelated sample)
JC52961-1	C220599.D	10/20/17	03:20	05:16	P-25(6'-8')(101117)
JC52961-2	C220600.D	10/20/17	03:49	05:45	P-25(10'-12')(101117)
JC52961-3	C220601.D	10/20/17	04:18	06:14	P-24(2'-4')(101117)
JC52961-4	C220602.D	10/20/17	04:46	06:42	P-24(10'-12')(101117)
JC52961-5	C220603.D	10/20/17	05:16	07:12	P-23(2'-4')(101117)
JC52961-6	C220604.D	10/20/17	05:45	07:41	P-23(10'-12')(101117)
JC52961-7	C220605.D	10/20/17	06:13	08:09	P-22(2'-4')(101117)
JC52961-8	C220606.D	10/20/17	06:42	08:38	P-22(10'-12')(101117)
JC52961-9	C220607.D	10/20/17	07:11	09:07	DUP-1(101117)
ZZZZZZ	C220608.D	10/20/17	07:51	09:47	(unrelated sample)
ZZZZZZ	C220609.D	10/20/17	08:20	10:16	(unrelated sample)
JC53319-4MS	C220610.D	10/20/17	08:49	10:45	Matrix Spike
JC53319-5DUP	C220611.D	10/20/17	09:18	11:14	Duplicate

5.6.6
5

Instrument Performance Check (BFB)

Job Number: JC52961
Account: AGMINI Arcadis
Project: GE, 13th Street, Tell City, IN

Sample: VD10206-BFB	Injection Date: 10/16/17
Lab File ID: D253035.D	Injection Time: 20:41
Instrument ID: GCMSD	

m/e	Ion Abundance Criteria	Raw Abundance	% Relative Abundance	Pass/Fail
50	15.0 - 40.0% of mass 95	12071	16.6	Pass
75	30.0 - 60.0% of mass 95	33096	45.6	Pass
95	Base peak, 100% relative abundance	72589	100.0	Pass
96	5.0 - 9.0% of mass 95	4971	6.85	Pass
173	Less than 2.0% of mass 174	0	0.00 (0.00) ^a	Pass
174	50.0 - 150.0% of mass 95	61858	85.2	Pass
175	5.0 - 9.0% of mass 174	4621	6.37 (7.47) ^a	Pass
176	95.0 - 101.0% of mass 174	58832	81.0 (95.1) ^a	Pass
177	5.0 - 9.0% of mass 176	3769	5.19 (6.41) ^b	Pass

(a) Value is % of mass 174

(b) Value is % of mass 176

This check applies to the following Samples, MS, MSD, Blanks, and Standards:

Lab Sample ID	Lab File ID	Date Analyzed	Time Analyzed	Hours Lapsed	Client Sample ID
VD10206-IC10206	D253036.D	10/16/17	21:11	00:30	Initial cal 0.2
VD10206-IC10206	D253037.D	10/16/17	21:41	01:00	Initial cal 0.5
VD10206-IC10206	D253038.D	10/16/17	22:10	01:29	Initial cal 1
VD10206-IC10206	D253039.D	10/16/17	22:40	01:59	Initial cal 2
VD10206-IC10206	D253040.D	10/16/17	23:10	02:29	Initial cal 4
VD10206-IC10206	D253041.D	10/16/17	23:39	02:58	Initial cal 8
VD10206-IC10206	D253042.D	10/17/17	00:09	03:28	Initial cal 20
VD10206-ICC10206	D253043.D	10/17/17	00:39	03:58	Initial cal 50
VD10206-IC10206	D253044.D	10/17/17	01:09	04:28	Initial cal 100
VD10206-IC10206	D253045.D	10/17/17	01:38	04:57	Initial cal 200
VD10206-ICV10206	D253048.D	10/17/17	03:08	06:27	Initial cal verification 50
VD10206-ICV10206	D253049.D	10/17/17	03:38	06:57	Initial cal verification 50

5.6.7
5

Instrument Performance Check (BFB)

Job Number: JC52961
Account: AGMINI Arcadis
Project: GE, 13th Street, Tell City, IN

Sample: VD10211-BFB	Injection Date: 10/20/17
Lab File ID: D253165A.D	Injection Time: 08:24
Instrument ID: GCMSD	

m/e	Ion Abundance Criteria	Raw Abundance	% Relative Abundance	Pass/Fail
50	15.0 - 40.0% of mass 95	10512	16.7	Pass
75	30.0 - 60.0% of mass 95	29064	46.2	Pass
95	Base peak, 100% relative abundance	62845	100.0	Pass
96	5.0 - 9.0% of mass 95	4132	6.57	Pass
173	Less than 2.0% of mass 174	0	0.00 (0.00) ^a	Pass
174	50.0 - 150.0% of mass 95	51986	82.7	Pass
175	5.0 - 9.0% of mass 174	3949	6.28 (7.60) ^a	Pass
176	95.0 - 101.0% of mass 174	51346	81.7 (98.8) ^a	Pass
177	5.0 - 9.0% of mass 176	3424	5.45 (6.67) ^b	Pass

(a) Value is % of mass 174

(b) Value is % of mass 176

This check applies to the following Samples, MS, MSD, Blanks, and Standards:

Lab Sample ID	Lab File ID	Date Analyzed	Time Analyzed	Hours Lapsed	Client Sample ID
VD10211-CC10206	D253165.D	10/20/17	08:24	00:00	Continuing cal 20
VD10211-MB	D253167.D	10/20/17	09:41	01:17	Method Blank
ZZZZZZ	D253167A.D	10/20/17	09:41	01:17	(unrelated sample)
VD10211-BS	D253168.D	10/20/17	10:11	01:47	Blank Spike
JC53323-11	D253172.D	10/20/17	12:10	03:46	(used for QC only; not part of job JC52961)
JC52961-5	D253174.D	10/20/17	13:09	04:45	P-23(2'-4')(101117)
JC52961-6	D253175.D	10/20/17	13:39	05:15	P-23(10'-12')(101117)
ZZZZZZ	D253176.D	10/20/17	14:08	05:44	(unrelated sample)
JC53323-11MS	D253178.D	10/20/17	15:08	06:44	Matrix Spike
JC53323-11MSD	D253179.D	10/20/17	15:38	07:14	Matrix Spike Duplicate
JC52961-5	D253180.D	10/20/17	16:07	07:43	P-23(2'-4')(101117)
ZZZZZZ	D253181.D	10/20/17	16:37	08:13	(unrelated sample)
ZZZZZZ	D253182.D	10/20/17	17:06	08:42	(unrelated sample)
ZZZZZZ	D253183.D	10/20/17	17:36	09:12	(unrelated sample)
ZZZZZZ	D253184.D	10/20/17	18:06	09:42	(unrelated sample)
ZZZZZZ	D253185.D	10/20/17	18:35	10:11	(unrelated sample)
ZZZZZZ	D253186.D	10/20/17	19:05	10:41	(unrelated sample)
ZZZZZZ	D253187.D	10/20/17	19:34	11:10	(unrelated sample)

5.6.8
5

Surrogate Recovery Summary

Job Number: JC52961
Account: AGMINI Arcadis
Project: GE, 13th Street, Tell City, IN

Method: SW846 8260C	Matrix: AQ
----------------------------	-------------------

Samples and QC shown here apply to the above method

Lab Sample ID	Lab File ID	S1	S2	S3	S4
JC52961-10	2C154100.D	101	97	93	92
JC52961-11	2A182143.D	98	100	93	97
JC52961-11	2C154103.D	99	97	94	91
JC52961-12	2C154101.D	101	97	92	92
JC52961-13	2C154102.D	101	97	93	91
JC53118-1MS	2C154104.D	98	90	94	94
JC53118-2DUP	2C154106.D	100	96	92	93
JC53175-33MS	2A182150.D	98	99	96	102
JC53175-33MSD	2A182151.D	94	96	96	96
V2A7695-BS	2A182141.D	97	99	98	100
V2A7695-MB	2A182138.D	97	100	95	99
V2C6825-BS	2C154085.D	96	87	94	95
V2C6825-MB	2C154084.D	98	94	92	91

Surrogate Compounds	Recovery Limits
S1 = Dibromofluoromethane	80-120%
S2 = 1,2-Dichloroethane-D4	81-124%
S3 = Toluene-D8	80-120%
S4 = 4-Bromofluorobenzene	80-120%

5.7.1
5

Surrogate Recovery Summary

Job Number: JC52961
Account: AGMINI Arcadis
Project: GE, 13th Street, Tell City, IN

Method: SW846 8260C	Matrix: SO
----------------------------	-------------------

Samples and QC shown here apply to the above method

Lab Sample ID	Lab File ID	S1	S2	S3	S4
JC52961-1	C220599.D	100	112	98	105
JC52961-2	C220600.D	100	110	98	103
JC52961-3	C220601.D	100	112	98	104
JC52961-4	C220602.D	99	111	97	103
JC52961-5	D253174.D	102	103	96	102
JC52961-5	D253180.D	101	105	94	107
JC52961-5	C220603.D	101	115	96	104
JC52961-6	D253175.D	101	103	95	102
JC52961-6	C220604.D	100	113	97	104
JC52961-7	C220605.D	100	113	96	104
JC52961-8	C220606.D	100	111	98	103
JC52961-9	C220607.D	99	111	98	103
JC53319-4MS	C220610.D	103	114	97	101
JC53319-5DUP	C220611.D	96	112	97	105
JC53323-11MS	D253178.D	101	101	98	103
JC53323-11MSD	D253179.D	101	102	98	104
VC8149-BS	C220590.D	100	106	99	101
VC8149-MB	C220589.D	96	100	100	102
VD10211-BS	D253168.D	103	103	101	99
VD10211-MB	D253167.D	100	104	90	106

Surrogate Compounds

Recovery Limits

S1 = Dibromofluoromethane	72-129%
S2 = 1,2-Dichloroethane-D4	73-132%
S3 = Toluene-D8	80-120%
S4 = 4-Bromofluorobenzene	77-125%

5.7.2
5

GC/LC Semi-volatiles

QC Data Summaries

Includes the following where applicable:

- Method Blank Summaries
- Blank Spike Summaries
- Matrix Spike and Duplicate Summaries
- Surrogate Recovery Summaries

Method Blank Summary

Job Number: JC52961
Account: AGMINI Arcadis
Project: GE, 13th Street, Tell City, IN

Sample	File ID	DF	Analyzed	By	Prep Date	Prep Batch	Analytical Batch
OP6925-MB1	XX217683.D	1	10/18/17	RK	10/16/17	OP6925	GXX6148

The QC reported here applies to the following samples:

Method: SW846 8082A

JC52961-10, JC52961-11, JC52961-12, JC52961-13

CAS No.	Compound	Result	RL	MDL	Units	Q
12674-11-2	Aroclor 1016	ND	0.33	0.13	ug/l	
11104-28-2	Aroclor 1221	ND	0.33	0.28	ug/l	
11141-16-5	Aroclor 1232	ND	0.33	0.17	ug/l	
53469-21-9	Aroclor 1242	ND	0.33	0.15	ug/l	
12672-29-6	Aroclor 1248	ND	0.33	0.084	ug/l	
11097-69-1	Aroclor 1254	ND	0.33	0.28	ug/l	
11096-82-5	Aroclor 1260	ND	0.33	0.10	ug/l	

CAS No.	Surrogate Recoveries	Limits	
877-09-8	Tetrachloro-m-xylene	82%	11-166%
877-09-8	Tetrachloro-m-xylene	78%	11-166%
2051-24-3	Decachlorobiphenyl	43%	10-150%
2051-24-3	Decachlorobiphenyl	40%	10-150%

6.1.1
6

Method Blank Summary

Job Number: JC52961
Account: AGMINI Arcadis
Project: GE, 13th Street, Tell City, IN

Sample	File ID	DF	Analyzed	By	Prep Date	Prep Batch	Analytical Batch
OP6960-MB1	XX217646.D	1	10/17/17	RK	10/16/17	OP6960	GXX6148

The QC reported here applies to the following samples: **Method:** SW846 8082A

JC52961-1, JC52961-2, JC52961-3, JC52961-4, JC52961-5, JC52961-6, JC52961-7, JC52961-8, JC52961-9

CAS No.	Compound	Result	RL	MDL	Units	Q
12674-11-2	Aroclor 1016	ND	33	13	ug/kg	
11104-28-2	Aroclor 1221	ND	33	14	ug/kg	
11141-16-5	Aroclor 1232	ND	33	8.9	ug/kg	
53469-21-9	Aroclor 1242	ND	33	5.3	ug/kg	
12672-29-6	Aroclor 1248	ND	33	20	ug/kg	
11097-69-1	Aroclor 1254	ND	33	8.2	ug/kg	
11096-82-5	Aroclor 1260	ND	33	11	ug/kg	

CAS No.	Surrogate Recoveries	Limits	
877-09-8	Tetrachloro-m-xylene	73%	24-152%
877-09-8	Tetrachloro-m-xylene	66%	24-152%
2051-24-3	Decachlorobiphenyl	79%	10-166%
2051-24-3	Decachlorobiphenyl	72%	10-166%

Blank Spike Summary

Job Number: JC52961
Account: AGMINI Arcadis
Project: GE, 13th Street, Tell City, IN

Sample	File ID	DF	Analyzed	By	Prep Date	Prep Batch	Analytical Batch
OP6960-BS1	XX217647.D	1	10/17/17	RK	10/16/17	OP6960	GXX6148

The QC reported here applies to the following samples: Method: SW846 8082A

JC52961-1, JC52961-2, JC52961-3, JC52961-4, JC52961-5, JC52961-6, JC52961-7, JC52961-8, JC52961-9

CAS No.	Compound	Spike ug/kg	BSP ug/kg	BSP %	Limits
12674-11-2	Aroclor 1016	133	105	79 ^a	61-146
11104-28-2	Aroclor 1221		ND		70-130
11141-16-5	Aroclor 1232		ND		70-130
53469-21-9	Aroclor 1242		ND		70-130
12672-29-6	Aroclor 1248		ND		70-130
11097-69-1	Aroclor 1254		ND		70-130
11096-82-5	Aroclor 1260	133	103	77	62-148

CAS No.	Surrogate Recoveries	BSP	Limits
877-09-8	Tetrachloro-m-xylene	80%	24-152%
877-09-8	Tetrachloro-m-xylene	74%	24-152%
2051-24-3	Decachlorobiphenyl	88%	10-166%
2051-24-3	Decachlorobiphenyl	81%	10-166%

(a) Reported from the 1st signal. The %D of the CCV on the 2nd signal exceeds the method criteria of 20%, so it being used for confirmation only.

* = Outside of Control Limits.

Blank Spike/Blank Spike Duplicate Summary

Job Number: JC52961
Account: AGMINI Arcadis
Project: GE, 13th Street, Tell City, IN

Sample	File ID	DF	Analyzed	By	Prep Date	Prep Batch	Analytical Batch
OP6925-BS1	XX217684.D	1	10/18/17	RK	10/16/17	OP6925	GXX6148
OP6925-BSD	XX217685.D	1	10/18/17	RK	10/16/17	OP6925	GXX6148

The QC reported here applies to the following samples:

Method: SW846 8082A

JC52961-10, JC52961-11, JC52961-12, JC52961-13

CAS No.	Compound	Spike ug/l	BSP ug/l	BSP %	BSD ug/l	BSD %	RPD	Limits Rec/RPD
12674-11-2	Aroclor 1016	1.33	1.5	112 ^a	1.4	105 ^a	7 ^a	37-164/43
11104-28-2	Aroclor 1221		ND		ND		nc	70-130/20
11141-16-5	Aroclor 1232		ND		ND		nc	70-130/20
53469-21-9	Aroclor 1242		ND		ND		nc	70-130/20
12672-29-6	Aroclor 1248		ND		ND		nc	70-130/20
11097-69-1	Aroclor 1254		ND		ND		nc	70-130/20
11096-82-5	Aroclor 1260	1.33	1.3	97	1.3	97	0	36-155/46

CAS No.	Surrogate Recoveries	BSP	BSD	Limits
877-09-8	Tetrachloro-m-xylene	55%	50%	11-166%
877-09-8	Tetrachloro-m-xylene	53%	47%	11-166%
2051-24-3	Decachlorobiphenyl	45%	43%	10-150%
2051-24-3	Decachlorobiphenyl	42%	40%	10-150%

(a) Reported from the 1st signal. The %D of the CCV on the 2nd signal exceeds the method criteria of 20%, so it being used for confirmation only.

* = Outside of Control Limits.

Matrix Spike/Matrix Spike Duplicate Summary

Job Number: JC52961
Account: AGMINI Arcadis
Project: GE, 13th Street, Tell City, IN

Sample	File ID	DF	Analyzed	By	Prep Date	Prep Batch	Analytical Batch
OP6960-MS	XX217658.D	1	10/17/17	RK	10/16/17	OP6960	GXX6148
OP6960-MSD	XX217659.D	1	10/17/17	RK	10/16/17	OP6960	GXX6148
JC52961-1	XX217657.D	1	10/17/17	RK	10/16/17	OP6960	GXX6148

The QC reported here applies to the following samples:

Method: SW846 8082A

JC52961-1, JC52961-2, JC52961-3, JC52961-4, JC52961-5, JC52961-6, JC52961-7, JC52961-8, JC52961-9

CAS No.	Compound	JC52961-1 ug/kg	Spike Q ug/kg	MS ug/kg	MS %	Spike ug/kg	MSD ug/kg	MSD %	RPD	Limits Rec/RPD
12674-11-2	Aroclor 1016	ND	150	106	71	151	126	83	17	24-178/46
11104-28-2	Aroclor 1221	ND		ND			ND		nc	70-130/50
11141-16-5	Aroclor 1232	ND		ND			ND		nc	70-130/50
53469-21-9	Aroclor 1242	ND		ND			ND		nc	70-130/50
12672-29-6	Aroclor 1248	ND		ND			ND		nc	70-130/50
11097-69-1	Aroclor 1254	ND		ND			ND		nc	70-130/50
11096-82-5	Aroclor 1260	129	150	183	36	151	225	63	21	15-185/45

CAS No.	Surrogate Recoveries	MS	MSD	JC52961-1	Limits
877-09-8	Tetrachloro-m-xylene	73%	75%	72%	24-152%
877-09-8	Tetrachloro-m-xylene	70%	72%	68%	24-152%
2051-24-3	Decachlorobiphenyl	72%	74%	67%	10-166%
2051-24-3	Decachlorobiphenyl	68%	67%	73%	10-166%

* = Outside of Control Limits.

Surrogate Recovery Summary

Job Number: JC52961
Account: AGMINI Arcadis
Project: GE, 13th Street, Tell City, IN

Method: SW846 8082A	Matrix: AQ
----------------------------	-------------------

Samples and QC shown here apply to the above method

Lab Sample ID	Lab File ID	S1 ^a	S1 ^b	S2 ^a	S2 ^b
JC52961-10	XX217689.D	66	56	22	21
JC52961-11	XX217994.D	58	48	23	19
JC52961-12	XX217995.D	197* ^c	32	24	20
JC52961-13	XX217996.D	166	29	20	17
OP6925-BS1	XX217684.D	55	53	45	42
OP6925-BSD	XX217685.D	50	47	43	40
OP6925-MB1	XX217683.D	82	78	43	40

Surrogate Compounds	Recovery Limits
----------------------------	------------------------

S1 = Tetrachloro-m-xylene	11-166%
S2 = Decachlorobiphenyl	10-150%

- (a) Recovery from GC signal #1
- (b) Recovery from GC signal #2
- (c) Outside control limits due to matrix interference.

Surrogate Recovery Summary

Job Number: JC52961
Account: AGMINI Arcadis
Project: GE, 13th Street, Tell City, IN

Method: SW846 8082A	Matrix: SO
----------------------------	-------------------

Samples and QC shown here apply to the above method

Lab Sample ID	Lab File ID	S1 ^a	S1 ^b	S2 ^a	S2 ^b
JC52961-1	XX217657.D	72	68	67	73
JC52961-2	XX217660.D	71	66	72	66
JC52961-3	XX217661.D	92	88	94	88
JC52961-4	XX217666.D	83	79	88	84
JC52961-5	XX217667.D	75	71	73	67
JC52961-6	XX217668.D	78	75	82	77
JC52961-7	XX217669.D	87	83	84	80
JC52961-8	XX217670.D	86	99	74	69
JC52961-9	XX217671.D	101	112	88	84
OP6960-BS1	XX217647.D	80	74	88	81
OP6960-MB1	XX217646.D	73	66	79	72
OP6960-MS	XX217658.D	73	70	72	68
OP6960-MSD	XX217659.D	75	72	74	67

Surrogate Compounds	Recovery Limits
S1 = Tetrachloro-m-xylene	24-152%
S2 = Decachlorobiphenyl	10-166%

(a) Recovery from GC signal #1
(b) Recovery from GC signal #2

6.5.2
6