FOURTH QUARTER 2022 QUARTERLY PERFORMANCE GROUNDWATER MONITORING REPORT

FORMER HOUGLAND TOMATO CANNERY
1130 EASTVIEW DRIVE
FRANKLIN, INDIANA
IDEM STATE CLEANUP SITE #2013-34567
PATRIOT PROJECT NO. 21-1359-01E

Submitted to:

INDIANA DEPARTMENT OF ENVIRONMENTAL MANAGEMENT
Office of Land Quality, State Cleanup Program
100 N. Senate Ave., IGCN, Room 1101
Indianapolis, IN 46204-2251
Attn: Mr. Tim Johnson

Submitted for:

RROBERT CLAWSON dba HURRICANE ROAD INDUSTRIAL DEVELOPMENT
c/o Kroger Gardis & Regas LLP
111 Monument Circle, Suite 900
Indianapolis, Indiana 46204
Attention: Mr. Greg Cafouros

Submitted by:

PATRIOT ENGINEERING AND ENVIRONMENTAL INC.
6150 E. 75th Street
Indianapolis, Indiana 46250

APRIL 5, 2023

April 5, 2023

State Cleanup Section
Indiana Department of Environmental Management
100 N. Senate Avenue, IGCN Room 1101
Indianapolis, Indiana 46204-2251
Attention: Mr. Tim Johnson

Re: Fourth Quarter 2022 Quarterly Performance Groundwater Monitoring Report
Former Hougland Canning Property
1130 Eastview Drive, Franklin, Indiana
IDEM State Cleanup Site #2013-34567
Patriot Project No. 21-1359-01E

Dear Mr. Johnson:

On behalf of Kroger Gardis & Regas, LLP and Robert Clawson dba Hurricane Road Industrial Development, Patriot Engineering & Environmental, Inc. has prepared this report for the Fourth Quarter 2022 (4Q2022) groundwater monitoring event performed at the former Hougland Tomato Cannery (Hoagland) property located at 1130 Eastview Drive in Franklin, Indiana, and the adjacent Kasting Family Limited Partnership (Kasting) agricultural property. The 4Q2022 sampling event is the fourth post-remediation performance monitoring event performed at the Hoagland property and the first post-remediation sampling event performed at the Kasting property. This report documents the groundwater sampling activities and presents our findings.

Please contact Mike Casper at mcasper@patrioteng.com or 317 576-8058 if you have any questions or comments regarding this report or require any additional information.

Sincerely,

Patriot Engineering and Environmental, Inc.

James J. Cody
Project Manager
Environmental Division

Michael F. Casper, LPG
Principal
Chief Environmental Consultant

cc: Greg Cafouros, Kroger Gardis & Regas, LLP

Attachments

TABLE OF CONTENTS

Section **Page**

1.0 INTRODUCTION **1**

2.0 SITE IDENTIFICATION **1**

3.0 BACKGROUND **2**
3.1 PROJECT SITE DESCRIPTION 2
3.2 CONTAMINANTS OF CONCERN 2
3.3 REMEDIATION ACTIVITIES 3

4.0 FOURTH QUARTER 2022 POST-INJECTION GROUNDWATER MONITORING **3**
4.1 MONITORING WELL SAMPLING 4
4.2 GROUNDWATER FLOW DATA 6
4.3 GROUNDWATER FIELD SCREENING RESULTS 6
4.4 GROUNDWATER ANALYTICAL RESULTS 7
4.4.1 Regulatory Standards 7
4.4.2 HRID Property 7
4.4.3 Kasting Property 8
4.5 EVALUATION OF PRB EFFECTIVENESS 9

5.0 CURRRENT ON-SITE COC PLUME **12**

6.0 CONCLUSIONS **13**

7.0 MONITORING SCHEDULE **16**

Appendix A: Figures
Figure 1 - Site Location Map
Figure 2 - Site Layout Map
Figure 3 – Shallow Potentiometric Surface Map November 2022
Figure 4 – Deep Potentiometric Surface Map November 2022
Figure 5 – On-Site Shallow Groundwater Analytical Results Map
Figure 6 – On-Site Deep Groundwater Analytical Results Map
Figure 7 – Off-Site Shallow Groundwater Analytical Results Map
Figure 8 – Off-Site Deep Groundwater Analytical Results Map

Appendix B: Tables
Table 1 – Well Construction Summary
Table 2 – Compiled Groundwater Elevation Data
Table 3 – Summary of Field Screening Parameters
Table 4 – 4Q2022 On-Site Groundwater Analytical Results and Post-Injection Trends
Table 5 – 4Q2022 Off-Site Groundwater Analytical Results and Post Injection Trends
Table 6 – Comprehensive Groundwater Analytical Results

Appendix C: 4Q2022 Low Flow Sampling Logs

Appendix D: 4Q2022 Laboratory Analytical Reports

FOURTH QUARTER 2022 QUARTERLY PERFORMANCE GROUNDWATER MONITORING REPORT

FORMER HOAGLAND TOMATO CANNERY
1130 EASTVIEW DRIVE
FRANKLIN, INDIANA
IDEM STATE CLEANUP SITE #2013-34567
PATRIOT PROJECT NO. 21-1359-01E

1.0 INTRODUCTION

On behalf of Kroger Gardis & Regas LLP and Robert Clawson dba Hurricane Road Industrial Development (HRID), Patriot Engineering and Environmental, Inc. (Patriot) is pleased to submit this Fourth Quarter 2022 (4Q2022) Quarterly Performance Groundwater Monitoring Report for the former Hoagland Tomato Cannery (Hoagland) property located at 1130 Eastview Drive in Franklin, Indiana ("HRID Property") and the adjacent Kasting Family Limited Partnership ("Kasting") agricultural property ("Kasting Property") (collectively referred to as "the Site") . The 4Q2022 event is the fourth post-remediation performance monitoring event performed at the HRID Property and the first post-remediation performance monitoring event performed at the Kasting Property. The 4Q2022 sampling was also the annual sampling event for the HRID Property. The groundwater monitoring work was performed in accordance with Patriot's Indiana Department of Environmental Management (IDEM)-approved *Remediation Work Plan* (RWP) (June 18, 2021, Virtual File Cabinet [VFC] document #83172153), IDEM's *Hoagland Tomato Factory Further Site Investigation 4, Remediation Work Plan Review* letter (August 5, 2021, VFC document #83204214), Patriot's *Off-Site Investigation Report and Remediation Work Plan Addendum* (RWP Addendum) (January 27, 2022, VFC document #83272753), and IDEM's *Off-Site Investigation Report and Remedial Work Plan Addendum* comment letter (February 16, 2022, VFC document #83285859) for the Site. This report documents the groundwater sampling activities and presents our findings and conclusions for the Site.

2.0 SITE IDENTIFICATION

The HRID Property is located at 1130 Eastview Drive on the northeast side of Franklin, Johnson County, Indiana and the Kasting Property adjoins the HRID Property to the east. The Site location is shown on the Site Location Map included as Figure 1 in Appendix A. The layout of the Site is depicted on Figure 2 in Appendix A.

3.0 BACKGROUND

3.1 Project Site Description

The HRID Property is a portion of the former Hoagland property, a former tomato canning operation that was subsequently divided into two properties. Mr. Robert Clawson, doing business as HRID, owns the eastern portion of the former Hoagland property at 1130 Eastview Drive. Mr. Clawson leases the buildings on the property to various commercial tenants. The HRID Property includes six buildings, including two along the west portion of the northern property boundary, two in the south-central part of the site, and two unoccupied structures in the central part of the site. The area around the buildings is concrete paved and most of the remainder of the western portion of the Site is grass and/or gravel covered. A large, wooded area comprises the northeastern part of the Site.

The Kasting Property is an agricultural field with Hurricane Creek running along the eastern side of the property.

3.2 Contaminants of Concern

No significant quantities of hazardous materials have been used or stored at the Site by HRID or Kasting and no records were available detailing the use of hazardous materials by previous owners of the Site. It is not known whether the soil and groundwater impacts discovered at the Site are the results of historic commercial/industrial activities at the HRID Property, or unknown and illegal dumping of waste materials on the HRID Property or properties to the west of the Site.

The Site has been the subject of environmental investigation activities from 2013 through 2021. The previous investigations performed at the Site have revealed the presence of chlorinated volatile organic compounds (cVOCs) in both soil and groundwater. The specific chemicals of concern (COCs) at the Site include tetrachloroethene (PCE), trichloroethene (TCE), cis-1,2-dichloroethene (cDCE), trans-1,2-dichloroethene (tDCE), and vinyl chloride (VC).

Shallow and deep-zone groundwater PCE impacts are limited to the western part of the HRID Property; however, shallow-zone TCE impacts extend to the east approximately 500 feet onto the Kasting Property. In addition, deep and intermediate-zone TCE and

cDCE impacts extend off the HRID Property to the east-northeast approximately 1,700 feet onto the Kasting Property, with the direction of COC migration believed to be historically controlled by a former municipal water supply well field located on the northeast portion of the Kasting Property and the topography of the clay confining layer beneath the Kasting Property.

3.3 Remediation Activities

Groundwater remediation activities were performed on the HRID Property between September 14 and November 17, 2021. The on-site remediation included the injection of S-MicroZVI™ zero-valent iron, 3D MicroEmulsion (3DMe), and BioDechlor INNOCULUM Plus (BDI Plus) enhanced reductive dechlorination (ERD) products in a series of five permeable reactive barriers (PRBs) and the injection of PlumeStop® Liquid Activated Carbon™ (PlumeStop) and S-MicroZVI™ zero-valent iron in a PRB along the northeastern and eastern property boundaries. All the injected products are manufactured by Regenesis Bioremediation Products, Inc. (Regenesis).

Groundwater remediation activities were performed on the Kasting Property between February 22 and April 26, 2022 and involved the injection of S-MicroZVI™ zero-valent iron, 3DMe, BDI Plus ERD products in a series of six PRBs.

4.0 FOURTH QUARTER 2022 POST-INJECTION GROUNDWATER MONITORING

The 4Q2022 groundwater monitoring was the fourth post-injection quarterly performance groundwater monitoring event following completion of the remediation at the HRID Property, and the first post-injection quarterly performance groundwater monitoring event following completion of remediation on the Kasting Property. Third quarter groundwater monitoring is not performed on the Kasting Property due to access limitations when crops are present. In accordance with the RWP and IDEM's August 5, 2021 *Further Site Investigation 4, Remediation Work Plan Review* letter, the quarterly sampling events for the HRID Property remediation include the following monitoring wells:

- MW-11, 12, 12D, 14, 14D, 15, 15D, 22, 22D, 23, 24, 26, 29, 29D, 30, 32, 33, 33D, 36, 37, 39, 40, 41, 41D, 42, 42D, 43, 43D, and 46i (29 wells).

Since this was the annual sampling event for the HRID Property, the following semi-annual and annual monitoring wells were also sampled:

- Semi-annual wells: MW-25, MW-31, and MW-40D (32 wells total)

- Annual wells: MW-10, 11D, 13, 16, 17, 18, 19, 20, 21, 27, 28, 34, 34D, 35, 35D, 36D, 37D, 38, 38D, 39D, 44, 44D, 45, 45D, 46, 46D, 47, 47i, 47D, 48, 48D, 49, and 49D (65 wells total)

The post-injection quarterly performance groundwater monitoring events for the Kasting Property include the following monitoring wells:

- MW-53S, 53D, 54S, 54D, 55S, 55D, 56S, 56D, 57S, 57D, 58S, 58D, 59D, 60S, 60i, 60D, 61i, 61D, 62i, 62D, 63i, 63D, 64i, and 64D (24 wells total)

Quarterly monitoring well MW-39 on the HRID property could not be sampled during the 4Q2022 due to an inoperable vehicle parked over the well. Annual monitoring wells MW-18 and MW-19, which were installed across Eastview Drive south of the Site, were destroyed during road construction work and could not be sampled; however, these wells did not historically contain COCs. Monitoring wells MW 59D, MW-60S, MW-60i, MW-60D, MW 61i, MW-61D, MW-62i, MW-62D, MW-63i, and MW63D on the Kasting Property were not sampled due to an error by Patriot sampling personnel.

Although not included as required wells on the HRID Property, Patriot sampled monitoring wells MW-50, MW-50D, MW-51, MW-52, and MW-52D during the 4Q2022 because Patriot believes that these wells provide useful data.

4.1 Monitoring Well Sampling

Patriot mobilized to the Site on November 14 through November 22, 2022, to collect groundwater samples from the annual monitoring wells for the HRID Property and the quarterly monitoring wells on the Kasting Property . The well construction details are provided in Table 1 in Appendix B**.** Prior to sampling, the water levels in the accessible monitoring wells were gauged using an electronic water level meter. The depth to groundwater and total well depth from the surveyed top-of-casing was measured to the nearest 0.1 foot at each well. The water level probe and tape were decontaminated with

a non-phosphate detergent wash and distilled water rinses after use at each well to prevent cross contamination. The depth to groundwater measurements were recorded in a field log and used to calculate groundwater elevations to evaluate groundwater flow conditions at the Site.

Unless otherwise noted below, groundwater sampling was conducted using low flow procedures in accordance with the low-flow sampling method outlined in the IDEM Micro-Purge Sampling Option Technical Guidance Document (June 3, 1998, revised November 3, 2009). Low flow sampling causes minimal drawdown of the water level within the well thus limiting the volatilization of VOCs or the introduction of sediment into the sample. To conduct the low flow sampling, Patriot placed a small diameter, submersible pump into the well fitted with dedicated tubing that reached above the ground surface. The well was pumped at a rate ranging between 50 to 200 milliliters per minute (ml/min), and the static water level within the well was monitored to ensure that drawdown was limited to 0.1 meter or less.

The groundwater removed from the well was pumped through a flow-through cell equipped with a water quality meter that measured water temperature, pH, specific conductivity, oxidation-reduction potential (ORP), turbidity and dissolved oxygen (DO). Stabilization of these water quality parameters (e.g., consecutive readings within 10 percent of the previous reading) indicate that the water being withdrawn from the well was representative of the actual groundwater conditions and the groundwater sample can be collected. The groundwater samples were collected by disconnecting the discharge tubing from the flow-through cell and filling 40 milliliter (ml) glass vials with Teflon-lined septa directly from the discharge tubing. The groundwater sampling activities including the field measurements specified above were recorded and documented on field sampling forms that are included in Appendix C.

The groundwater in monitoring wells MW-17, MW-34, and MW-34D did not recharge quickly enough to use low flow sampling for sample collection. These wells were sampled using a dedicated, disposable bailer to empty the well of water and letting it recharge sufficiently to collect the groundwater samples. The groundwater samples from these wells were collected by pouring the groundwater directly from the bailer into the sample containers.

The sample containers were labeled, placed on ice in a cooler, and delivered to Pace Analytical Services, Inc. (Pace) using chain of custody controls. The samples were analyzed for VOCs using U.S. EPA SW-846 Method 8260. The sampling purge water was placed in sealed 55-gallon drums and stored on-site pending characterization and disposal.

Quality Assurance/Quality Control (QA/QC) procedures included the collection and analysis of duplicate groundwater samples from monitoring wells MW-13 (DUP1), MW-14 (DUP2), and MW-22 (DUP3), four matrix spike/matrix spike duplicate (MS/MSD) samples from monitoring wells MW-32D (MS/MSD 1), MW-15D (MS/MSD 2), MW-56D (MS/MSD 3) and MW-64i (MS/MSD 4),and one trip blank per cooler of samples delivered to the laboratory. The QA/QC samples were also analyzed for VOCs using U.S. EPA SW-846 Method 8260.

4.2 Groundwater Flow Data

Groundwater elevation data from the 4Q2022 groundwater sampling event and from previous groundwater sampling events are provided in Table 2 in Appendix B. The shallow and deep groundwater elevations and resulting groundwater elevation contours from the 4Q2022 gauging were plotted on groundwater potentiometric surface maps. The shallow and deep potentiometric surface maps are provided as Figures 3 and 4, respectively, in Appendix A.

The shallow groundwater flow direction on the HRID Property is generally southerly on the northwestern and north-central portions of the property changing to southeasterly on the southern half of the property and onto the Kasting property. The shallow groundwater flow direction on the Kasting Property is generally southeasterly. The deep groundwater flow direction is similar to the shallow groundwater flow direction on both the HRID Property and Kasting Property. Evaluation of the shallow and corresponding deeper groundwater elevation data indicates that there is no significant upward or downward gradient between the upper and lower portions of the unconfined aquifer.

4.3 Groundwater Field Screening Results

As described above, the groundwater samples were monitored in the field for various physical parameters. Decreases in ORP and DO between the pre-injection samples and

the post-injection samples are indicative of increasingly anaerobic groundwater conditions, which are necessary for effective reductive dechlorination. The target value for ORP is <0.0 millivolts (mV) and the target value for DO is <1.0 milligram per liter (mg/L). The pH, ORP, and DO measurements from the pre-injection sampling event and the post-injection sampling events for the quarterly monitoring wells are shown on Table 3 in Appendix B.

Of the 28 HRID Property quarterly monitoring wells sampled in the 4Q2022, ORP was less than 0.0 mV in samples from 15 wells and DO was less than 1.0 mg/L in samples from 26 wells. Of the 14 Kasting Property quarterly monitoring wells sampled in the 4Q2022, ORP was less than 0.0 mv in samples from five wells and DO was less than 1.0 mg/L in samples from eight wells.

The ORP measurements and DO concentrations in the majority of the monitoring wells, indicate that the remedial injections are effectively altering the groundwater conditions at the HRID Property to support reductive dechlorination. Overall anaerobic conditions have not yet been established over much of the Kasting Property.

4.4 Groundwater Analytical Results

4.4.1 Regulatory Standards

The 4Q2022 VOC analytical results were compared to the IDEM Remediation Guide (RCG) Residential Tap Water Screening Levels (TWSLs) and the RCG Residential and Commercial/Industrial Vapor Intrusion from Groundwater Screening Levels (VIGWSLs), where established.

4.4.2 HRID Property

The groundwater analytical results from the four post-injection sampling events and the corresponding RCG Screening Levels for the HRID Property are summarized on Table 4 in Appendix B. A copy of the laboratory groundwater analytical report is included in Appendix D. Table 4 also contains the corresponding analytical results from the two most recent sampling events prior to the groundwater remediation injections so that post-injection increasing or decreasing trends can be observed. The shallow and intermediate/deep groundwater analytical results from the 4Q2022 investigation and the

most recent pre-injection laboratory data are depicted on Figures 5 and 6, respectively, in Appendix A.

PCE was detected in samples from 11 of the 4Q2022 wells as compared to samples from 18 of the pre-injection wells. Analysis of the samples from the 4Q2022 monitoring event revealed decreased PCE concentrations from pre-injection levels in samples from ten wells with seven wells reduced to non-detectable (two of the seven first reached non-detectable levels in the 4Q2022), increased PCE concentrations in samples from one well, and no significant PCE concentration changes in samples from seven of the wells.

TCE was detected in samples from 19 of the 4Q2022 wells as compared to samples from 30 of the pre-injection wells. TCE concentrations decreased from pre-injection levels in samples from 19 wells with samples from 11 wells reduced to non-detectable (three of the eleven first reached non-detectable in the 4Q2022), increased in samples from three wells, and had no significant change in samples from nine wells.

cDCE was detected in samples from 21 of the 4Q2022 wells as compared to samples from 14 of the pre-injection wells. cDCE concentrations decreased from pre-injection levels in samples from nine of the wells, increased in samples from 14 of the wells, and no had no significant change in samples from two wells.

tDCE was detected in samples from five of the 4Q2022 wells and seven of the pre-injection wells.

VC was detected in samples from 13 of the 4Q2022 wells as compared to samples from three of the pre-injection wells, with 12 of the wells showing increasing VC concentrations.

4.4.3 Kasting Property

The groundwater analytical results from the post-injection sampling events and the corresponding RCG Screening Levels for the Kasting Property are summarized on Table 5 in Appendix B. A copy of the laboratory groundwater analytical report is included in Appendix D. Table 5 also contains the corresponding analytical results from the two most recent sampling events prior to the groundwater remediation injections so that post-injection increasing or decreasing trends can be observed. The shallow and

intermediate/deep groundwater analytical results from the 4Q2022 investigation, along with the most recent pre-injection sampling results, are depicted on Figures 7 and 8, respectively, in Appendix A. The compiled groundwater analytical data for all investigations conducted at the Site by Patriot are summarized on Table 6 in Appendix B.

PCE was not detected in samples from any wells during the 4Q2022 sampling event or in any of the previous sampling events.

TCE was detected in samples from eight of the 4Q2022 wells as compared to samples from 12 of the pre-injection wells. TCE concentrations decreased from pre-injection levels in samples from five wells with samples from four wells reduced to non-detectable. TCE concentrations increased in samples from three wells.

cDCE was detected in samples from six of the 4Q2022 wells as compared to samples from four of the pre-injection wells. cDCE concentrations decreased from pre-injection levels in samples from five of the wells with one well decreasing to non-detectable. cDCE increased in samples from two wells. .

tDCE was detected in samples from five of the 4Q2022 wells and three of the pre-injection wells. tDCE concentrations decreased from pre-injection levels in samples from five of the wells with two wells decreasing to non-detectable. tDCE increased in samples from one well.

VC was detected in samples from four of the 4Q2022 wells as compared to samples from one of the pre-injection wells.

4.5 Evaluation of PRB Effectiveness

The overall reduction in PCE and TCE concentrations and the increase in cDCE and VC concentrations indicate that reductive dechlorination of PCE and TCE to daughter products is occurring. A summary of the 4Q2022 COC concentration trends by PRB is provided below with the 4Q2022 data compared to pre-injection levels unless otherwise noted.

PlumeStop PRB

MW-12 – No significant TCE concentration change, no PCE, cDCE , or VC

MW-12D – No COCs detected in pre- or post-injection samples

MW-14 – No COCs detected in pre- or post-injection samples

MW-14D – TCE decreased from pre-injection levels but stable over 4 quarterly events, cDCE trending upward, no PCE or VC

MW-15 – TCE stable, no PCE, cDCE, or VC

MW-15D – cDCE trending downward and is below RCG TWSL, no PCE, TCE or VC,

MW-43 – No COCs detected in pre- or post-injection samples

MW-43D – TCE and cDCE reduced to non-detectable, no PCE or VC

HRID Property

PRB 1

MW-24 – PCE slowly decreasing, TCE trending downward and is below the RCG Residential VIGWSL in 4Q2022, cDCE decreased and VC first appeared in 4Q2022

MW-36 - PCE and TCE increased from pre-injection levels but were trending downward and reduced to non-detectable in 4Q2022, no cDCE or VC

MW-37 – No significant PCE or TCE concentration change, no cDCE or VC

MW-37 is not being effectively treated by PRB-1, likely due to its location on the upgradient edge of the PRB and groundwater flow direction.

PRB 2

MW-11 – PCE and TCE decreased to non-detectable in 4Q2022, cDCE increased over pre-injection concentrations but decreased in 4Q2022, VC first detected in 4Q2022

MW-23 – PCE and TCE reduced to non-detectable, cDCE and VC decreased in 4Q2022

MW-30 – PCE and TCE reduced to non-detectable in 3Q2022, cDCE decreasing after an initial increase, and VC is stable

MW-31D (semi-annual well) – PCE reduced to non-detectable, low cDCE concentration first detected in 4Q2022

PRB 3

MW-26 – PCE and TCE trending downward with PCE approaching the RCG TWSL and TCE approaching the RCG Residential VIGWSL, no cDCE, and VC trending downward after significant increase in 1Q2022

MW-32 (deep well) – No significant PCE or TCE concentration change, cDCE increased in 1Q2022 and is stable since, no VC

MW-39 – Could not be sampled in 4Q2022. PCE and TCE strongly downward in 3Q2022 after increases in 1Q2022 and 2Q2022, with TCE below the RCG Commercial VIGWSL, VC increasing, no cDCE

PRB 4

MW-22 – PCE and TCE reduced to non-detectable in 3Q2022, cDCE decreased and VC increased in 4Q2022

MW-22D – No significant PCE or TCE concentration change, cDCE and VC trending strongly upward

MW-33 – No significant PCE concentration change, TCE slowly decreasing, cDCE and VC increased over pre-injection levels with cDCE trending downward and VC reduced to non-detectable in 4Q2022

MW-33D – PCE and TCE increased in1Q2022 and 2Q2022 and is trending downward since, cDCE reduced to non-detectable in 4Q2022, no VC

PRB 5

MW-29 – PCE and TCE reduced to non-detectable, cDCE stable, VC detected for first time in 4Q2022

MW-29D –PCE and TCE slowly decreasing, cDCE stable. VC detected for first time in 4Q2022

MW-40 – TCE slowly decreasing, cDCE and tDCE increasing, no PCE or VC

MW-40D (semi-annual well) – No PCE, TCE or VC; cDCE and tDCE reduced to non-detectable

MW-41 – TCE stable, cDCE and VC stable, no PCE

MW-41D – TCE reduced to non-detectable, cDCE and VC reduced to non-detectable in 4Q2022, no PCE

MW-42 – TCE trending upward after initial reduction, no PCE, cDCE or VC

MW-42D – TCE, cDCE and tDCE stable, no PCE or VC

Kasting Property

PRB 6 and PRB 9

MW-55S - TCE increased, no PCE, cDCE or VC

MW-55D – TCE and cDCE reduced significantly with TCE below the commercial VIGWSL, VC increased significantly, no PCE

MW-57S – TCE increased, no PCE, cDCE, or VC

MW-57D – TCE decreased significantly, cDCE increased, tDCE decreased, no VC
MW-58S – TCE and tDCE reduced to non-detectable, no PCE or VC
MW-58D – No PCE or TCE, cDCE and VC increased significantly

PRB 7
MW-54S – TCE decreased significantly, no PCE, cDCE or VC
MW-54D – TCE reduced to non-detectable, cDCE and tDCE decreasing, VC increasing

PRB 8
MW-53S – TCE stable to slightly decreasing, no PCE, cDCE or VC
MW-53D – TCE, cDCE and tDCE decreasing, no PCE or VC
MW-56S - No COCs detected in pre- or post-injection samples
MW-56D – TCE reduced to non-detectable, cDCE significantly decreased, no PCE or VC

PRB-10
MW-47S - No COCs detected in pre- or post-injection samples
MW-47i – cDCE stable, no PCE, TCE or VC
MW47D - No COCs detected in pre- or post-injection samples
MW-60S – Not sampled during 4Q2022
MW-60i - Not sampled during 4Q2022
MW-60D - Not sampled during 4Q2022
MW-62i - Not sampled during 4Q2022
MW-62D - Not sampled during 4Q2022

PMW 11
MW-46 - No COCs detected in pre- or post-injection samples
MW-46i – TCE reduced to non-detectable, cDCE and VC increasing, no PCE
MW-46D – cDCE reduced to non-detectable, no PCE, TCE or VC

5.0 CURRRENT ON-SITE COC PLUME

Groundwater COC plume maps for the HRID Property were provided in the 3Q2022 groundwater monitoring report. Although there were further reductions in COC concentrations during the 4Q2022, the reductions were not sufficient to cause a significant change in the COC plume boundaries. All of the required Kasting Property monitoring wells were not sampled during the 4Q2022, so there are insufficient data to

accurately determine the COC plume boundaries on the Kasting Property. Updated COC plume maps for the Site will be included in the 1Q2023 groundwater monitoring report.

6.0 CONCLUSIONS

Based on the findings of the 4Q2022 groundwater monitoring event, the following conclusions are drawn:

- There is mixed evidence as to whether the PlumeStop PRB is reducing the TCE concentrations at the downgradient boundary of the HRID Property in shallow and deep groundwater. Shallow wells MW-12 and MW-15 had a reduction in TCE concentrations during the 1Q2022 sampling event, but the TCE concentrations rebounded in both wells in 2Q2022 and have been stable since. Deep well MW-14D had an reduction in TCE concentrations during the 1Q2022 sampling event but the TCE concentrations have not been reduced further during subsequent events and cDCE has only increased slightly. TCE was reduced to non-detectable in deep well MW-43D, but the initial TCE concentration was low. Future groundwater monitoring will document whether COC reduction is occurring at these locations. In addition, Patriot will collect groundwater samples from monitoring wells MW-14D and MW-15 during the First Quarter 20223 (1Q2023) sampling event for analysis of reductive dechlorination parameters to determine whether anaerobic conditions suitable for reductive dechlorination have been established.

- PRB-1 has reduced PCE and TCE to non-detectable in MW-36 and is slowly reducing the PCE and TCE concentrations at MW-24 but has not had a noticeable effect on the COC concentrations at MW-37, which is located approximately 90 feet northeast of the northern end of the PRB. The increased cDCE concentrations in MW-24 is evidence that reductive dechlorination is occurring. MW-37 is located northeast of the PRB in an area with a southerly groundwater flow direction and may not be impacted by the PRB. Patriot will collect groundwater samples from monitoring well MW-24 during the 1Q2023 sampling event for analysis of reductive dechlorination parameters to determine whether anaerobic conditions suitable for reductive dechlorination have been established.

- PRB-2 has reduced the downgradient PCE and TCE concentrations in monitoring wells MW-11, MW-23, MW-30 and MW-31 (deep well paired with MW-30) to non-detectable. These reductions and the strongly increasing cDCE and/or VC concentrations in all three shallow monitoring wells is evidence that reductive dechlorination is occurring.

- PRB-3 is reducing the PCE and TCE concentrations in shallow wells MW-26 and MW-39, with the presence of VC indicating that reductive dechlorination is occurring. PCE and TCE concentrations are fairly stable in deep well MW-32 but the presence of cDCE indicates that reductive dechlorination is occurring. The appearance of cDCE and/or VC in all three wells is evidence that reductive dechlorination is occurring. Patriot will collect groundwater samples from monitoring wells MW-26 and MW-32 during the 1Q2023 sampling event for analysis of reductive dechlorination parameters to document that anaerobic conditions suitable for reductive dechlorination have been established.

- PRB-4 has reduced the PCE and TCE concentrations in shallow monitoring well MW-22 to non-detectable with the presence of cDCE and increasing VC concentrations demonstrate that reductive dechlorination is occurring. Slight reductions in PCE and TCE concentrations have occurred in deep monitoring well MW-22D in the 3Q2022 and 4Q2022, with consistently increasing cDCE and VC concentrations, indicating that conditions conducive to reductive dechlorination have become established in the deep groundwater and reductions in PCE and TCE concentrations are expected to continue. PCE and TCE concentrations are slowly declining in monitoring wells MW-33 and MW-33D while cDCE and/or VC concentrations have remained fairly low and declined in the 4Q2022. Patriot will collect groundwater samples from monitoring wells MW-22D and MW-33 during the 1Q2023 sampling event for analysis of reductive dechlorination parameters to determine whether anaerobic conditions suitable for reductive dechlorination have been established.

- PRB-5 has reduced the PCE and TCE concentrations in the shallow monitoring well MW-29 and the TCE concentration in deep monitoring well MW-41D to non-detectable. The PCE and TCE concentrations in deep well MW-29D and the TCE concentrations in shallow monitoring wells MW-40 and MW-41 and deep well MW-42D have remined fairly stable with slight reductions in the 4Q2022, and concentrations of cDCE, tDCE and/or VC have slowly increased. TCE

concentrations in shallow well MW-42 decreased immediately after the remedial injections but have steadily increased since then with no detected concentrations of cDCE or VC. The decreasing concentrations of PCE and/or TCE and the increasing concentrations of cDCE and/or VC indicate that conditions conducive to reductive dechlorination are becoming established in the vicinity of monitoring wells MW-29D, MW-40, MW-41, and MW-42D and reductions in PCE and/or TCE concentrations are expected to continue. There is no evidence to indicate that conditions conducive to reductive dechlorination have been established in the vicinity of monitoring well MW-42, but this monitoring well is located approximately 150 feet downgradient of PRB-5 and it is expected that groundwater conditions will become more conducive over time. Patriot will collect groundwater samples from monitoring wells MW-41, MW-42, and MW-42D during the 1Q2023 sampling event for analysis of reductive dechlorination parameters to determine whether anaerobic conditions suitable for reductive dechlorination have been established.

- PRB 6 and PRB-9 have significantly reduced the TCE concentrations in deep wells MW-55D and MW-57D and the presence of cDCE or VC indicate that reductive dechlorination is occurring in the deep groundwater downgradient from PRB 6. TCE concentrations have increased in shallow wells MW-55S and MW57S with no detectable concentrations of cDCE, tDCE or VC, indicating that conditions conducive to reductive dechlorination have not been established in the shallow groundwater in these areas. Patriot will collect groundwater samples from monitoring wells MW-55S and MW-57S during the 1Q2023 sampling event for analysis of reductive dechlorination parameters to determine whether anaerobic conditions suitable for reductive dechlorination have been established.

- PRB 7 has reduced the TCE concentration in shallow monitoring well MW-54S by approximately 60% and reduced the TCE concentrations in deep well MW-54D to non-detectable.

- PRB-8 has slightly reduced the TCE concentrations in wells MW-53S and MW-53D and has reduced the TCE concentration in deep well MW-56D to non-detectable. Shallow well MW-56S did not contain detectable concentrations of any COCs in the pre-injection and post-injection samples. Patriot will collect groundwater samples from monitoring well MW-53D during the 1Q2023 sampling event for analysis of reductive dechlorination parameters to document that anaerobic conditions suitable for reductive dechlorination have been established.

- PRB10 has insufficient data to determine whether reductive dechlorination is occurring. PCE and TCE were not detected in any pre-injection or post-injection samples from monitoring wells MW-47, MW-47i, or MW-47D, and monitoring wells MW-60S, MW-60i, MW-60D, MW-62i, or MW-63 were not sampled during the 4Q2022. Patriot will collect groundwater samples from monitoring wells MW-60i and MW-60D during the 1Q2023 sampling event for analysis of reductive dechlorination parameters to determine whether anaerobic conditions suitable for reductive dechlorination have been established.

- PRB-11 has reduced the TCE concentrations in well MW-46i to non-detectable with increases in cDCE and VC. Neither PCE nor TCE were detected in the pre-injection or post-injection samples from wells MW-46 and MW-46D.

In general, it appears that reductive dechlorination is occurring to a greater degree on the southern portion of the HRID Property and lessens in a northward direction. The direction of groundwater flow is southerly on the northern portion of the HRID Property switching to easterly along the central and southern portions of the property. The southerly flow on the northern portion of the HRID property is not directly perpendicular to the PRBs and appears to be slowing the establishment of groundwater conditions that are most supportive of reductive dechlorination, especially at monitoring well MW-37. It appears that reductive dechlorination is occurring on the Kasting Property, but conclusions can be better drawn following completion of the 1Q2023 groundwater sampling event.

7.0 MONITORING SCHEDULE

The 1Q2023 monitoring event was performed in February 2023. The 1Q2023 monitoring was the fifth quarterly monitoring event since completion of the remedial injections on the HRID Property and the second quarterly monitoring event since completion of the remedial injections on the Kasting Property. The results of the 1Q2023 sampling event will be submitted to IDEM in a quarterly monitoring report.

APPENDIX A

FIGURES

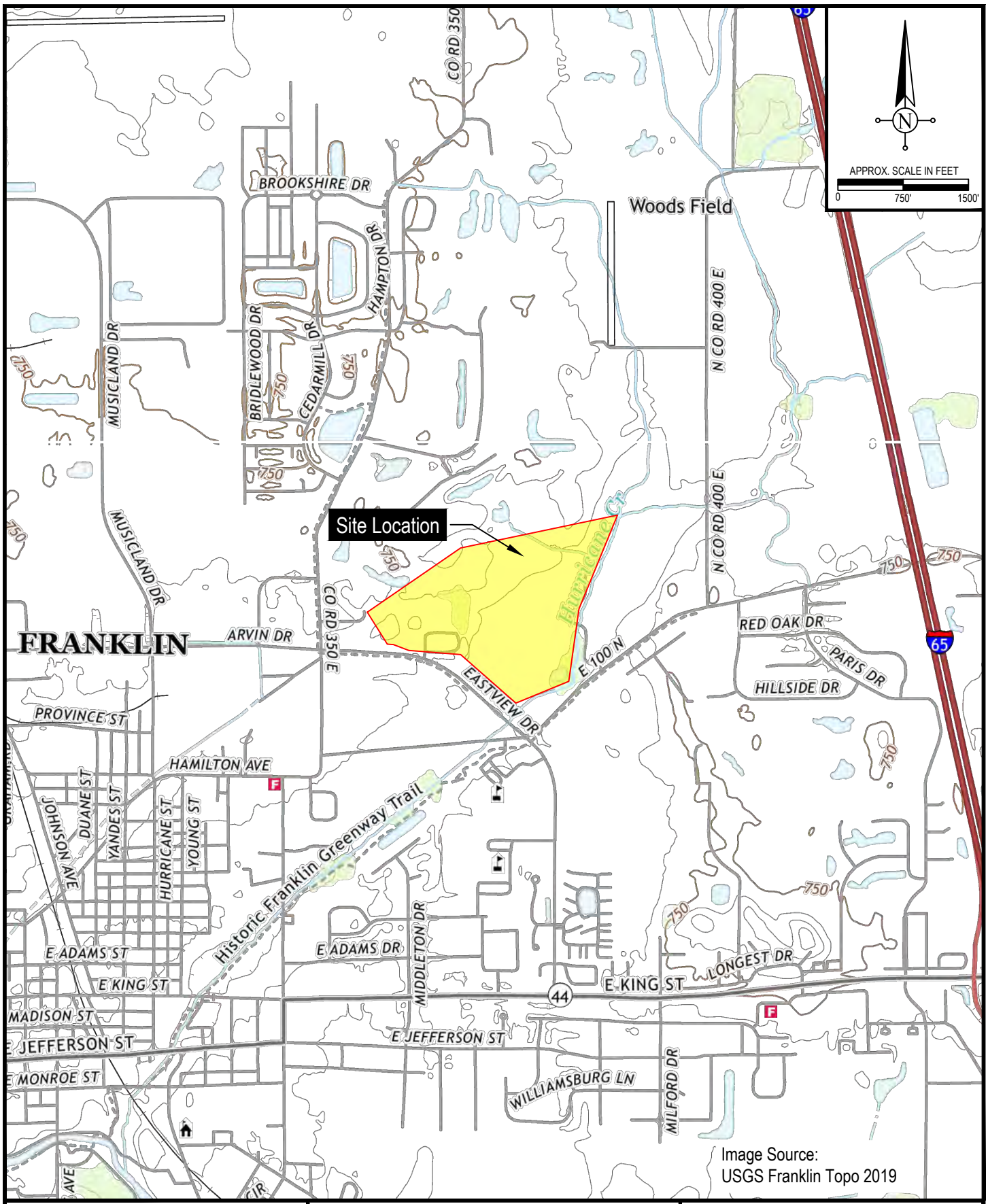

Patriot Engineering & Environmental, Inc.

Project: Former Houghland Tomato Cannery 1130 E. Eastview Drive Franklin, Indiana IDEM Identification No. 2013-34567	
	Drawn By: J. DuMond
Project Number 21-1359-01E	Approved: M. Casper
Date: January 24, 2022	DWG: 21-1359-01_1

Figure 1

Site Location Map

Patriot Engineering & Environmental, Inc.

LEGEND

Site Boundary

Patriot Monitoring Well Location

Water Production Well

Project: Former Houghland Tomato Cannery 1130 E. Eastview Drive Franklin, Indiana IDEM Identification No. 2013-34567	
	Drawn By: J. DuMond
Project Number 21-1359-01E	Approved: J. Cody
Date: February 3, 2023	DWG: 21-1359-01_FSI4

Figure 2

Site Layout Map

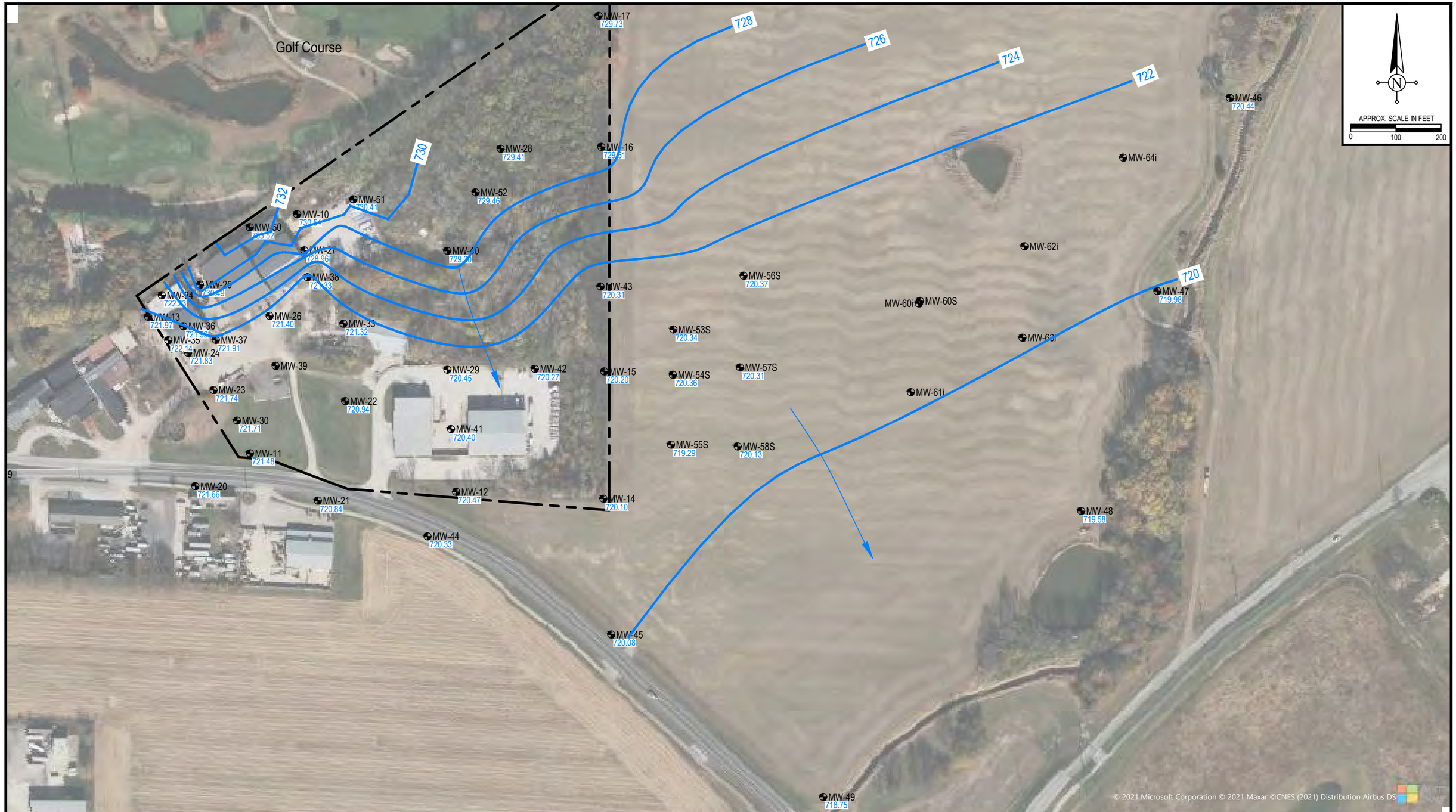

Patriot Engineering & Environmental, Inc.

LEGEND

- Site Boundary
- Patriot Monitoring Well Location
- 719.84 Groundwater Elevation (ft.)
- 719 Groundwater Elevation Contour Line
- Inferred Groundwater Contour Line
- Groundwater Flow Direction

Project: Former Houghland Tomato Cannery 1130 E. Eastview Drive Franklin, Indiana IDEM Identification No. 2013-34567	
	Drawn By: J. DuMond
Project Number21-1359-01E	Approved: M. Casper
Date: February 3, 2023	DWG: 21-1359-01_FSI4

Figure 3

Shallow Potentiometric Surface Map
November, 2022

Patriot Engineering & Environmental, Inc.

LEGEND

- Site Boundary
- Patriot Monitoring Well Location
- 719.84 Groundwater Elevation (ft.)
- 719 Groundwater Elevation Contour Line
- Groundwater Flow Direction

Project: Former Houghland Tomato Cannery
1130 E. Eastview Drive
Franklin, Indiana
IDEM Identification No. 2013-34567

	Drawn By: J. DuMond
Project Number: 21-1359-01E	Approved: M. Casper
Date: February 3, 2023	DWG: 21-1359-01_FSI4

Figure 4

Deep Potentiometric Surface Map
November, 2022

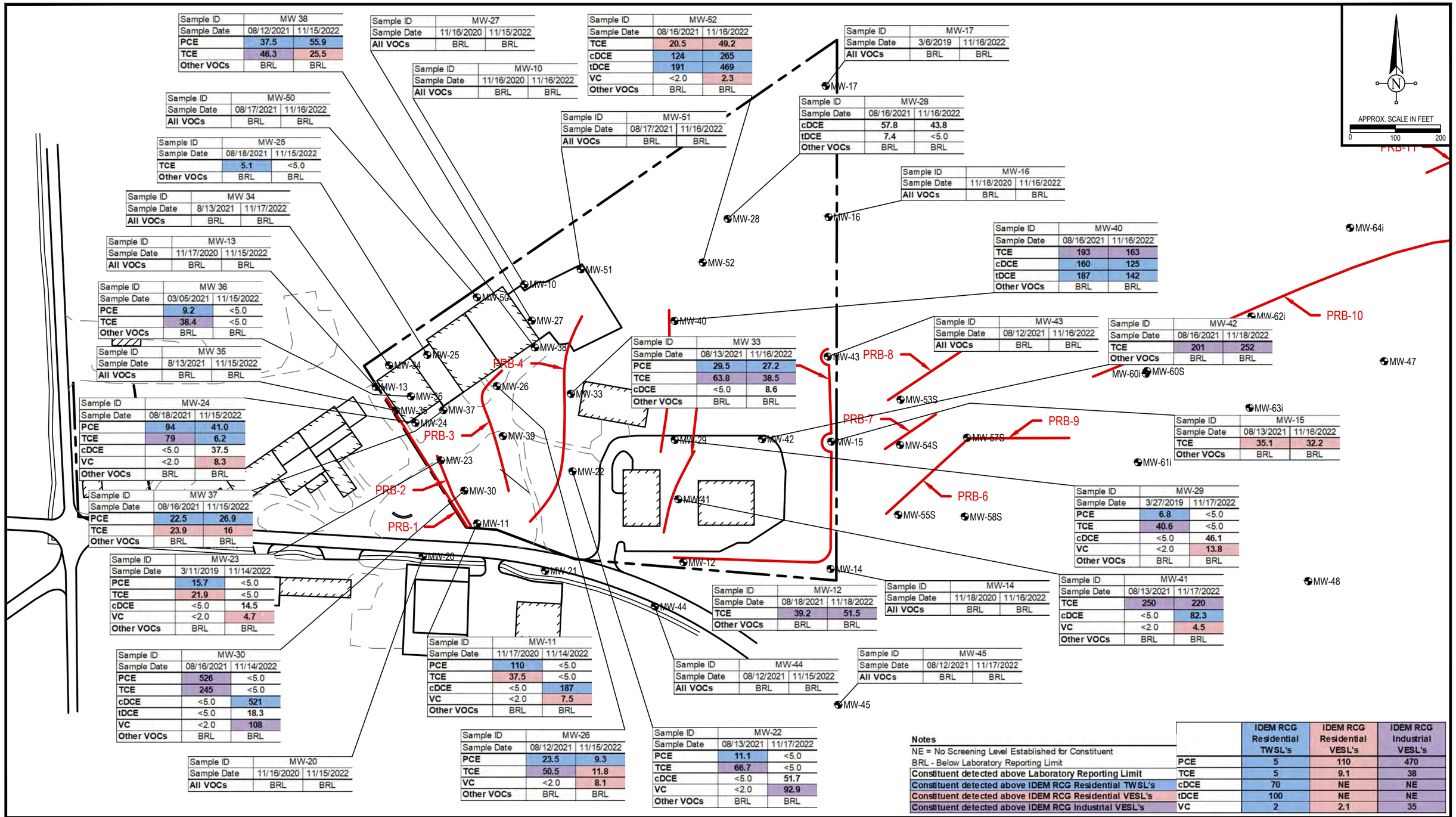

Sample ID	MW 38	
Sample Date	08/12/2021	11/15/2022
PCE	37.5	55.9
TCE	46.3	25.5
Other VOCs	BRL	BRL

Sample ID	MW-27	
Sample Date	11/16/2020	11/15/2022
All VOCs	BRL	BRL

Sample ID	MW-52	
Sample Date	08/16/2021	11/16/2022
TCE	20.5	49.2
cDCE	124	265
tDCE	191	469
VC	<2.0	2.3
Other VOCs	BRL	BRL

Sample ID	MW-17	
Sample Date	3/6/2019	11/16/2022
All VOCs	BRL	BRL

Sample ID	MW-10	
Sample Date	11/16/2020	11/16/2022
All VOCs	BRL	BRL

Sample ID	MW-50	
Sample Date	08/17/2021	11/16/2022
All VOCs	BRL	BRL

Sample ID	MW-51	
Sample Date	08/17/2021	11/16/2022
All VOCs	BRL	BRL

Sample ID	MW-28	
Sample Date	08/16/2021	11/16/2022
cDCE	57.8	43.8
tDCE	7.4	<5.0
Other VOCs	BRL	BRL

Sample ID	MW-25	
Sample Date	08/18/2021	11/15/2022
TCE	5.1	<5.0
Other VOCs	BRL	BRL

Sample ID	MW-16	
Sample Date	11/18/2020	11/16/2022
All VOCs	BRL	BRL

Sample ID	MW 34	
Sample Date	8/13/2021	11/17/2022
All VOCs	BRL	BRL

Sample ID	MW-40	
Sample Date	08/16/2021	11/16/2022
TCE	193	163
cDCE	160	125
tDCE	187	142
Other VOCs	BRL	BRL

Sample ID	MW-13	
Sample Date	11/17/2020	11/15/2022
All VOCs	BRL	BRL

Sample ID	MW 36	
Sample Date	03/05/2021	11/15/2022
PCE	9.2	<5.0
TCE	38.4	<5.0
Other VOCs	BRL	BRL

Sample ID	MW-43	
Sample Date	08/12/2021	11/16/2022
All VOCs	BRL	BRL

Sample ID	MW-42	
Sample Date	08/16/2021	11/18/2022
TCE	201	252
Other VOCs	BRL	BRL

Sample ID	MW 35	
Sample Date	8/13/2021	11/15/2022
All VOCs	BRL	BRL

Sample ID	MW 33	
Sample Date	08/13/2021	11/16/2022
PCE	29.5	27.2
TCE	63.8	38.5
cDCE	<5.0	8.6
Other VOCs	BRL	BRL

Sample ID	MW-24	
Sample Date	08/18/2021	11/15/2022
PCE	94	41.0
TCE	79	6.2
cDCE	<5.0	37.5
VC	<2.0	8.3
Other VOCs	BRL	BRL

Sample ID	MW-15	
Sample Date	08/13/2021	11/16/2022
TCE	35.1	32.2
Other VOCs	BRL	BRL

Sample ID	MW 37	
Sample Date	08/16/2021	11/15/2022
PCE	22.5	26.9
TCE	23.9	16
Other VOCs	BRL	BRL

Sample ID	MW-29	
Sample Date	3/27/2019	11/17/2022
PCE	6.8	<5.0
TCE	40.6	<5.0
cDCE	<5.0	46.1
VC	<2.0	13.8
Other VOCs	BRL	BRL

Sample ID	MW-23	
Sample Date	3/11/2019	11/14/2022
PCE	15.7	<5.0
TCE	21.9	<5.0
cDCE	<5.0	14.5
VC	<2.0	4.7
Other VOCs	BRL	BRL

Sample ID	MW-12	
Sample Date	08/18/2021	11/18/2022
TCE	39.2	51.5
Other VOCs	BRL	BRL

Sample ID	MW-14	
Sample Date	11/18/2020	11/16/2022
All VOCs	BRL	BRL

Sample ID	MW-41	
Sample Date	08/13/2021	11/17/2022
TCE	250	220
cDCE	<5.0	82.3
VC	<2.0	4.5
Other VOCs	BRL	BRL

Sample ID	MW-30	
Sample Date	08/16/2021	11/14/2022
PCE	526	<5.0
TCE	245	<5.0
cDCE	<5.0	521
tDCE	<5.0	18.3
VC	<2.0	108
Other VOCs	BRL	BRL

Sample ID	MW-11	
Sample Date	11/17/2020	11/14/2022
PCE	110	<5.0
TCE	37.5	<5.0
cDCE	<5.0	187
VC	<2.0	7.5
Other VOCs	BRL	BRL

Sample ID	MW-44	
Sample Date	08/12/2021	11/15/2022
All VOCs	BRL	BRL

Sample ID	MW-45	
Sample Date	08/12/2021	11/17/2022
All VOCs	BRL	BRL

Sample ID	MW-20	
Sample Date	11/16/2020	11/15/2022
All VOCs	BRL	BRL

Sample ID	MW-26	
Sample Date	08/12/2021	11/15/2022
PCE	23.5	9.3
TCE	50.5	11.8
VC	<2.0	8.1
Other VOCs	BRL	BRL

Sample ID	MW-22	
Sample Date	08/13/2021	11/17/2022
PCE	11.1	<5.0
TCE	66.7	<5.0
cDCE	<5.0	51.7
VC	<2.0	92.9
Other VOCs	BRL	BRL

Sample ID	MW-21	
Sample Date	11/16/2020	11/15/2022
All VOCs	BRL	BRL

Notes

NE = No Screening Level Established for Constituent

BRL - Below Laboratory Reporting Limit

Constituent detected above Laboratory Reporting Limit

Constituent detected above IDEM RCG Residential TWSL's

Constituent detected above IDEM RCG Residential VESL's

Constituent detected above IDEM RCG Industrial VESL's

	IDEM RCG Residential TWSL's	IDEM RCG Residential VESL's	IDEM RCG Industrial VESL's
PCE	5	110	470
TCE	5	9.1	38
cDCE	70	NE	NE
tDCE	100	NE	NE
VC	2	2.1	35

Patriot Engineering & Environmental, Inc.

LEGEND

Site Boundary

Patriot Monitoring Well Location

Permeable Reactive Barrier

Project: Former Houghland Tomato Cannery
1130 E. Eastview Drive
Franklin, Indiana
IDEM Identification No. 2013-34567

Drawn By: J. DuMond

Project Number 21-1359-01E

Approved: M. Casper

Date: February 6, 2023

DWG: 21-1359-01_FSI4

Figure 5
On Site Shallow Groundwater Analytical Results Map
Pre- and Post-Injection
November 2022

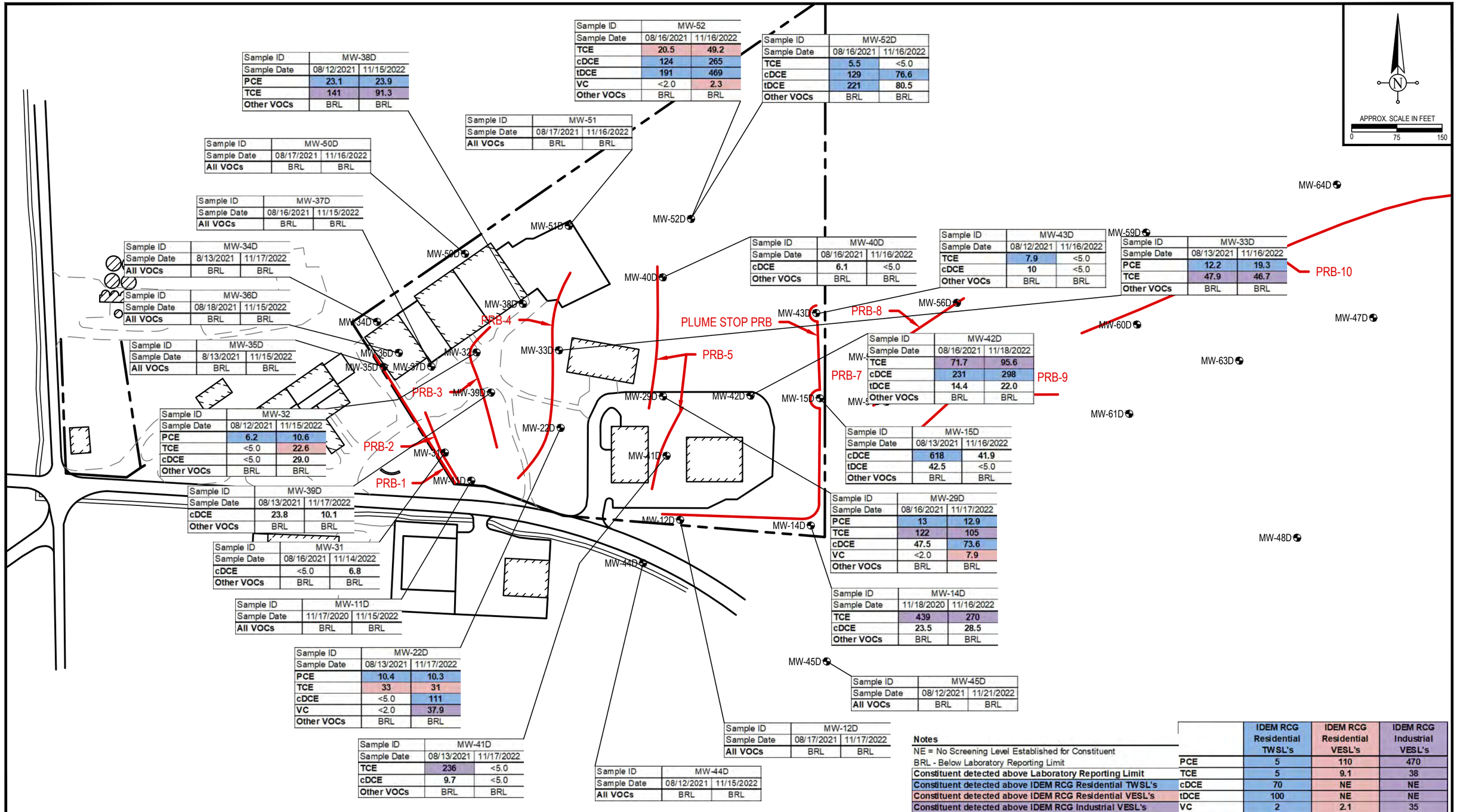

Sample ID	MW-38D	
Sample Date	08/12/2021	11/15/2022
PCE	23.1	23.9
TCE	141	91.3
Other VOCs	BRL	BRL

Sample ID	MW-52	
Sample Date	08/16/2021	11/16/2022
TCE	20.5	49.2
cDCE	124	265
tDCE	191	469
VC	<2.0	2.3
Other VOCs	BRL	BRL

Sample ID	MW-52D	
Sample Date	08/16/2021	11/16/2022
TCE	5.5	<5.0
cDCE	129	76.6
tDCE	221	80.5
Other VOCs	BRL	BRL

Sample ID	MW-51	
Sample Date	08/17/2021	11/16/2022
All VOCs	BRL	BRL

Sample ID	MW-50D	
Sample Date	08/17/2021	11/16/2022
All VOCs	BRL	BRL

Sample ID	MW-37D	
Sample Date	08/16/2021	11/15/2022
All VOCs	BRL	BRL

Sample ID	MW-34D	
Sample Date	8/13/2021	11/17/2022
All VOCs	BRL	BRL

Sample ID	MW-36D	
Sample Date	08/18/2021	11/15/2022
All VOCs	BRL	BRL

Sample ID	MW-35D	
Sample Date	8/13/2021	11/15/2022
All VOCs	BRL	BRL

Sample ID	MW-32	
Sample Date	08/12/2021	11/15/2022
PCE	6.2	10.6
TCE	<5.0	22.6
cDCE	<5.0	29.0
Other VOCs	BRL	BRL

Sample ID	MW-39D	
Sample Date	08/13/2021	11/17/2022
cDCE	23.8	10.1
Other VOCs	BRL	BRL

Sample ID	MW-31	
Sample Date	08/16/2021	11/14/2022
cDCE	<5.0	6.8
Other VOCs	BRL	BRL

Sample ID	MW-11D	
Sample Date	11/17/2020	11/15/2022
All VOCs	BRL	BRL

Sample ID	MW-22D	
Sample Date	08/13/2021	11/17/2022
PCE	10.4	10.3
TCE	33	31
cDCE	<5.0	111
VC	<2.0	37.9
Other VOCs	BRL	BRL

Sample ID	MW-41D	
Sample Date	08/13/2021	11/17/2022
TCE	236	<5.0
cDCE	9.7	<5.0
Other VOCs	BRL	BRL

Sample ID	MW-44D	
Sample Date	08/12/2021	11/15/2022
All VOCs	BRL	BRL

Sample ID	MW-12D	
Sample Date	08/17/2021	11/17/2022
All VOCs	BRL	BRL

Sample ID	MW-40D	
Sample Date	08/16/2021	11/16/2022
cDCE	6.1	<5.0
Other VOCs	BRL	BRL

Sample ID	MW-43D	
Sample Date	08/12/2021	11/16/2022
TCE	7.9	<5.0
cDCE	10	<5.0
Other VOCs	BRL	BRL

Sample ID	MW-33D	
Sample Date	08/13/2021	11/16/2022
PCE	12.2	19.3
TCE	47.9	46.7
Other VOCs	BRL	BRL

Sample ID	MW-42D	
Sample Date	08/16/2021	11/18/2022
TCE	71.7	95.6
cDCE	231	298
tDCE	14.4	22.0
Other VOCs	BRL	BRL

Sample ID	MW-15D	
Sample Date	08/13/2021	11/16/2022
cDCE	618	41.9
tDCE	42.5	<5.0
Other VOCs	BRL	BRL

Sample ID	MW-29D	
Sample Date	08/16/2021	11/17/2022
PCE	13	12.9
TCE	122	105
cDCE	47.5	73.6
VC	<2.0	7.9
Other VOCs	BRL	BRL

Sample ID	MW-14D	
Sample Date	11/18/2020	11/16/2022
TCE	439	270
cDCE	23.5	28.5
Other VOCs	BRL	BRL

Sample ID	MW-45D	
Sample Date	08/12/2021	11/21/2022
All VOCs	BRL	BRL

Notes

NE = No Screening Level Established for Constituent

BRL - Below Laboratory Reporting Limit

Constituent detected above Laboratory Reporting Limit

Constituent detected above IDEM RCG Residential TWSL's

Constituent detected above IDEM RCG Residential VESL's

Constituent detected above IDEM RCG Industrial VESL's

	IDEM RCG Residential TWSL's	IDEM RCG Residential VESL's	IDEM RCG Industrial VESL's
PCE	5	110	470
TCE	5	9.1	38
cDCE	70	NE	NE
tDCE	100	NE	NE
VC	2	2.1	35

Patriot Engineering & Environmental, Inc.

LEGEND

Site Boundary

Patriot Monitoring Well Location

Permeable Reactive Barrier

Project: Former Houghland Tomato Cannery
1130 E. Eastview Drive
Franklin, Indiana
IDEM Identification No. 2013-34567

Drawn By: J. DuMond

Project Number 21-1359-01E

Approved: M. Casper

Date: February 6, 2023

DWG: 21-1359-01_FSI4

Figure 6
Onsite Deep Groundwater
Analytical Results Map
Pre- and Post-Injection
November 2022

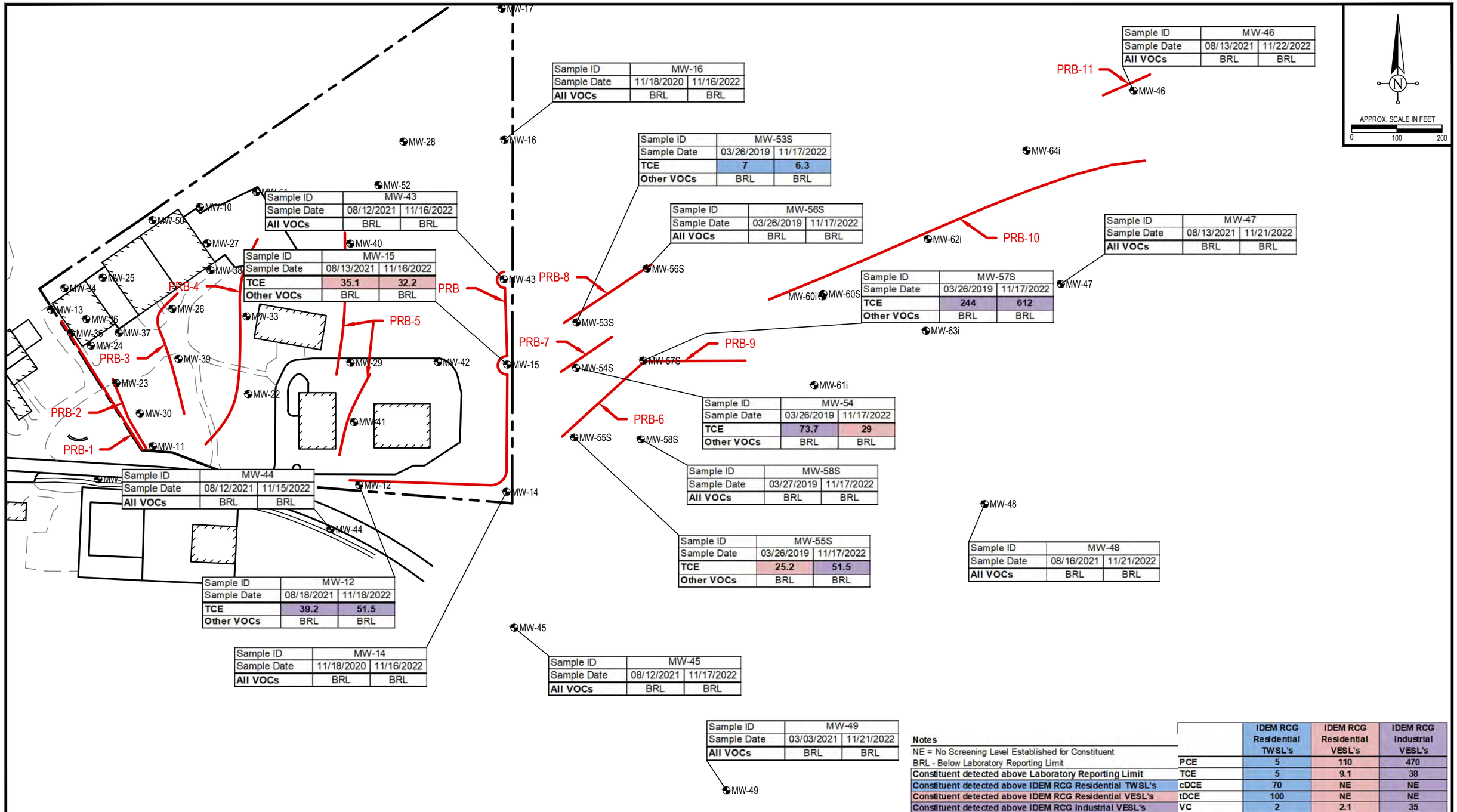

Sample ID	MW-16	
Sample Date	11/18/2020	11/16/2022
All VOCs	BRL	BRL

Sample ID	MW-46	
Sample Date	08/13/2021	11/22/2022
All VOCs	BRL	BRL

Sample ID	MW-53S	
Sample Date	03/26/2019	11/17/2022
TCE	7	6.3
Other VOCs	BRL	BRL

Sample ID	MW-43	
Sample Date	08/12/2021	11/16/2022
All VOCs	BRL	BRL

Sample ID	MW-56S	
Sample Date	03/26/2019	11/17/2022
All VOCs	BRL	BRL

Sample ID	MW-47	
Sample Date	08/13/2021	11/21/2022
All VOCs	BRL	BRL

Sample ID	MW-15	
Sample Date	08/13/2021	11/16/2022
TCE	35.1	32.2
Other VOCs	BRL	BRL

Sample ID	MW-57S	
Sample Date	03/26/2019	11/17/2022
TCE	244	612
Other VOCs	BRL	BRL

Sample ID	MW-54	
Sample Date	03/26/2019	11/17/2022
TCE	73.7	29
Other VOCs	BRL	BRL

Sample ID	MW-58S	
Sample Date	03/27/2019	11/17/2022
All VOCs	BRL	BRL

Sample ID	MW-55S	
Sample Date	03/26/2019	11/17/2022
TCE	25.2	51.5
Other VOCs	BRL	BRL

Sample ID	MW-48	
Sample Date	08/16/2021	11/21/2022
All VOCs	BRL	BRL

Sample ID	MW-44	
Sample Date	08/12/2021	11/15/2022
All VOCs	BRL	BRL

Sample ID	MW-12	
Sample Date	08/18/2021	11/18/2022
TCE	39.2	51.5
Other VOCs	BRL	BRL

Sample ID	MW-14	
Sample Date	11/18/2020	11/16/2022
All VOCs	BRL	BRL

Sample ID	MW-45	
Sample Date	08/12/2021	11/17/2022
All VOCs	BRL	BRL

Sample ID	MW-49	
Sample Date	03/03/2021	11/21/2022
All VOCs	BRL	BRL

Notes

NE = No Screening Level Established for Constituent

BRL - Below Laboratory Reporting Limit

Constituent detected above Laboratory Reporting Limit

Constituent detected above IDEM RCG Residential TWSL's

Constituent detected above IDEM RCG Residential VESL's

Constituent detected above IDEM RCG Industrial VESL's

	IDEM RCG Residential TWSL's	IDEM RCG Residential VESL's	IDEM RCG Industrial VESL's
PCE	5	110	470
TCE	5	9.1	38
cDCE	70	NE	NE
tDCE	100	NE	NE
VC	2	2.1	35

Patriot Engineering & Environmental, Inc.

LEGEND

Site Boundary

Patriot Monitoring Well Location

Permeable Reactive Barrier

Project: Former Houghland Tomato Cannery
1130 E. Eastview Drive
Franklin, Indiana
IDEM Identification No. 2013-34567

Drawn By: J. DuMond

Project Number 21-1359-01E

Approved: M. Casper

Date: March 14, 2023

DWG: 21-1359-01_FSI4

Figure 7
Off Site Shallow Groundwater
Analytical Results Map
Pre- and Post-Injection
November 2022

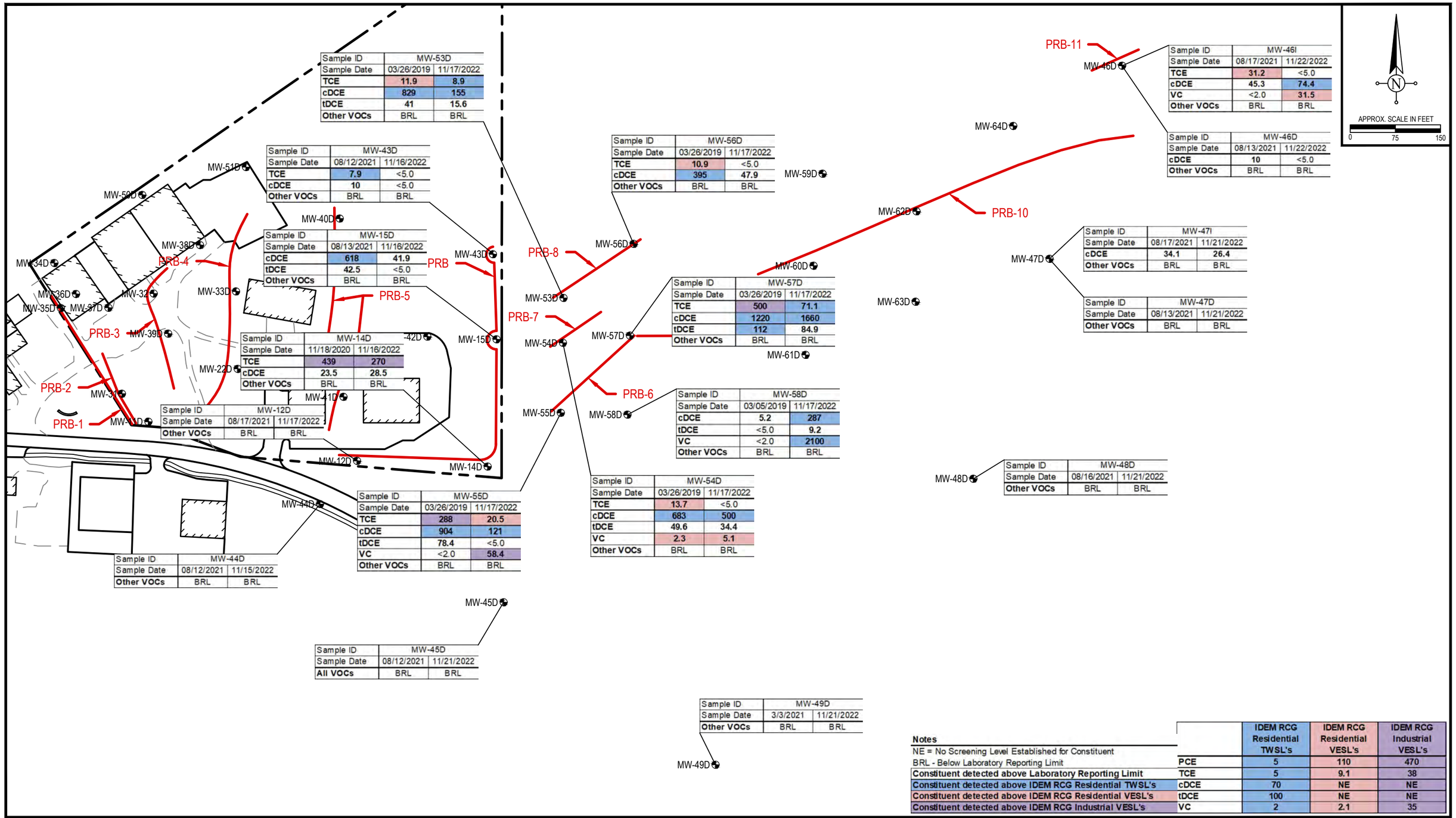

Sample ID	MW-53D	
Sample Date	03/26/2019	11/17/2022
TCE	11.9	8.9
cDCE	829	155
tDCE	41	15.6
Other VOCs	BRL	BRL

Sample ID	MW-43D	
Sample Date	08/12/2021	11/16/2022
TCE	7.9	<5.0
cDCE	10	<5.0
Other VOCs	BRL	BRL

Sample ID	MW-15D	
Sample Date	08/13/2021	11/16/2022
cDCE	618	41.9
tDCE	42.5	<5.0
Other VOCs	BRL	BRL

Sample ID	MW-14D	
Sample Date	11/18/2020	11/16/2022
TCE	439	270
cDCE	23.5	28.5
Other VOCs	BRL	BRL

Sample ID	MW-12D	
Sample Date	08/17/2021	11/17/2022
Other VOCs	BRL	BRL

Sample ID	MW-44D	
Sample Date	08/12/2021	11/15/2022
Other VOCs	BRL	BRL

Sample ID	MW-55D	
Sample Date	03/26/2019	11/17/2022
TCE	288	20.5
cDCE	904	121
tDCE	78.4	<5.0
VC	<2.0	58.4
Other VOCs	BRL	BRL

Sample ID	MW-45D	
Sample Date	08/12/2021	11/21/2022
All VOCs	BRL	BRL

Sample ID	MW-56D	
Sample Date	03/26/2019	11/17/2022
TCE	10.9	<5.0
cDCE	395	47.9
Other VOCs	BRL	BRL

Sample ID	MW-57D	
Sample Date	03/26/2019	11/17/2022
TCE	500	71.1
cDCE	1220	1660
tDCE	112	84.9
Other VOCs	BRL	BRL

Sample ID	MW-58D	
Sample Date	03/05/2019	11/17/2022
cDCE	5.2	287
tDCE	<5.0	9.2
VC	<2.0	2100
Other VOCs	BRL	BRL

Sample ID	MW-54D	
Sample Date	03/26/2019	11/17/2022
TCE	13.7	<5.0
cDCE	683	500
tDCE	49.6	34.4
VC	2.3	5.1
Other VOCs	BRL	BRL

Sample ID	MW-49D	
Sample Date	3/3/2021	11/21/2022
Other VOCs	BRL	BRL

Sample ID	MW-46I	
Sample Date	08/17/2021	11/22/2022
TCE	31.2	<5.0
cDCE	45.3	74.4
VC	<2.0	31.5
Other VOCs	BRL	BRL

Sample ID	MW-46D	
Sample Date	08/13/2021	11/22/2022
cDCE	10	<5.0
Other VOCs	BRL	BRL

Sample ID	MW-47I	
Sample Date	08/17/2021	11/21/2022
cDCE	34.1	26.4
Other VOCs	BRL	BRL

Sample ID	MW-47D	
Sample Date	08/13/2021	11/21/2022
Other VOCs	BRL	BRL

Sample ID	MW-48D	
Sample Date	08/16/2021	11/21/2022
Other VOCs	BRL	BRL

Notes

NE = No Screening Level Established for Constituent

BRL - Below Laboratory Reporting Limit

Constituent detected above Laboratory Reporting Limit

Constituent detected above IDEM RCG Residential TWSL's

Constituent detected above IDEM RCG Residential VESL's

Constituent detected above IDEM RCG Industrial VESL's

	IDEM RCG Residential TWSL's	IDEM RCG Residential VESL's	IDEM RCG Industrial VESL's
PCE	5	110	470
TCE	5	9.1	38
cDCE	70	NE	NE
tDCE	100	NE	NE
VC	2	2.1	35

Patriot Engineering & Environmental, Inc.

LEGEND

Site Boundary

Patriot Monitoring Well Location

Permeable Reactive Barrier

Project: Former Houghland Tomato Cannery
1130 E. Eastview Drive
Franklin, Indiana
IDEM Identification No. 2013-34567

Drawn By: J. DuMond

Project Number 21-1359-01E

Approved: M. Casper

Date: February 6, 2023

DWG: 21-1359-01_FSI4

Figure 8
Offsite Deep Groundwater Analytical Results Map
Pre- and Post-Injection
November 2022

APPENDIX B

TABLES

TABLE 1
WELL CONSTRUCTION SUMMARY
HRID / Former Houghland Tomato Cannery Property
Franklin, Indiana

WELL	DATE INSTALLED	WELL ELEVATION (ft)*	TOTAL DEPTH (ft)	SCREEN INTERVAL (depth in ft)
MW-10	6/10/2013 (ISI)	738.15	14.4	723.8 - 733.8
MW-11	6/10/2013 (ISI)	731.85	13.7	718.2 - 728.2
MW-11D	6/6/2018 (FSI #2)	731.71	23.0	708.7- 713.7
MW-12	6/10/2013 (ISI)	732.36	15.1	717.3 - 727.3
MW-12D	1/24/2019 (FSI #3)	731.82	28.0	703.8- 708.8
MW-13	6/10/2013 (ISI)	740.45	20.9	719.6 - 729.6
MW-14	9/18/2013 (ISI)	734.15	20.0	714.2 - 724.2
MW-14D	1/24/2019 (FSI #3)	731.45	33.0	698.5- 703.5
MW-15	9/18/2013 (ISI)	735.30	21.0	714.3 - 724.3
MW-15D	6/6/2018 (FSI #2)	734.76	48.0	686.7 - 691.7
MW-16	9/18/2013 (ISI)	735.65	19.9	715.7 - 725.7
MW-17	9/18/2013 (ISI)	745.02	24.1	720.9 - 730.9
MW-18	2/13/2014 (FSI)	737.39	14.4	723.0 - 733.0
MW-19	2/13/2014 (FSI)	733.21	12.4	720.8 - 730.8
MW-20	2/13/2014 (FSI)	729.99	14.7	715.3 - 725.3
MW-21	2/13/2014 (FSI)	729.21	13.6	715.6 - 725.6
MW-22	2/13/2014 (FSI)	736.47	18.9	717.6 - 727.6
MW-22D	6/6/2018 (FSI #2)	736.85	28.0	708.8 - 713.8
MW-23	2/13/2014 (FSI)	739.78	20.0	719.8 - 729.8
MW-24	2/13/2014 (FSI)	740.93	21.8	719.1 - 729.1
MW-25	2/14/2014 (FSI)	741.01	23.6	717.4 - 727.4
MW-26	2/14/2014 (FSI)	739.31	22.9	716.4 - 726.4
MW-27	2/14/2014 (FSI)	740.06	16.9	723.2 - 733.2
MW-28	2/19/2014 (FSI)	739.62	21.3	718.3 - 728.3
MW-29	2/13/2014 (FSI)	732.96	17.6	715.4 - 725.4
MW-29D	6/6/2018 (FSI #2)	733.12	41.0	692.1 - 697.1
MW-30	8/29/2016 (FSI)	734.02	14.5	719.5 - 724.5
MW-31	8/16/2017 (ASI)	733.87	30.0	703.8 - 708.8
MW-32	8/16/2017 (ASI)	739.72	33.0	706.7 - 711.7
MW-33	1/22/2019 (FSI #3)	740.79	18.0	722.8 - 732.8
MW-33D	1/22/2019 (FSI #3)	741.05	33.0	708.1 - 713.1
MW-34	11/5/2020 (FSI #4)	741.09	17.0	714.1 - 724.1
MW-34D	11/5/2020 (FSI #4)	741.49	30.0	706-5 - 711.5
MW-35	11/5/2020 (FSI #4)	740.98	24.0	707.0 - 717.0
MW-35D	11/5/2020 (FSI #4)	740.97	30.0	716.0 - 711.0
MW-36	11/5/2020 (FSI #4)	741.80	28.0	723.8 - 713.8
MW-36D	11/5/2020 (FSI #4)	741.55	36.0	710.5 - 705.5
MW-37	11/5/2020 (FSI #4)	741.96	25.0	727.0 - 717.0

MW-37D	11/5/2020 (FSI #4)	741.95	38.0	716.5 - 711.5
MW-38	11/5/2020 (FSI #4)	738.90	20.0	728.9 - 718.9
MW-38D	11/5/2020 (FSI #4)	739.17	30.0	714.2 - 709.2
MW-39	11/5/2020 (FSI #4)	739.33	25.0	724.3 - 714.3
MW-39D	11/5/2020 (FSI #4)	739.34	38.0	706.4 - 701.4
MW-40	11/5/2020 (FSI #4)	738.75	18.0	730.8 - 720.8
MW-40D	11/5/2020 (FSI #4)	738.52	31.0	712.5 - 707.5
MW-41	11/5/2020 (FSI #4)	734.03	22.0	722.0 - 712.0
MW-41D	11/5/2020 (FSI #4)	734.02	35.0	704.0 - 699.0
MW-42	11/5/2020 (FSI #4)	732.26	18.0	724.0 - 714.0
MW-42D	11/5/2020 (FSI #4)	732.23	52.0	685.2 - 680.2
MW-43	11/5/2020 (FSI #4)	733.36	16.0	727.4 - 717.4
MW-43D	11/5/2020 (FSI #4)	733.17	31.0	707.2 - 702.2
MW-44	11/5/2020 (FSI #4)	728.73	14.0	707.2 - 702.2
MW-44D	11/5/2020 (FSI #4)	728.71	29.0	704.7 - 699.7
MW-45	11/5/2020 (FSI #4)	729.59	15.0	724.6 - 714.6
MW-45D	11/5/2020 (FSI #4)	729.34	31.0	703.4 - 698.4
MW-46	11/5/2020 (FSI #4)	730.43	15.0	725.4 - 715.4
MW-46I	11/5/2020 (FSI #4)	730.74	55.0	680.6 - 675.6
MW-46D	11/5/2020 (FSI #4)	730.65	97.0	638.6 - 633.6
MW-47	11/5/2020 (FSI #4)	728.74	15.0	724.7 - 714.7
MW-47I	11/5/2020 (FSI #4)	729.58	40.0	699.6 - 689.6
MW-47D	11/5/2020 (FSI #4)	728.33	68.0	665.3 - 660.3
MW-48	11/5/2020 (FSI #4)	728.49	15.0	724.5 - 714.5
MW-48D	11/5/2020 (FSI #4)	727.77	56.0	665.3 - 660.3
MW-49	11/5/2020 (FSI #4)	725.01	15.0	722.8 - 712.8
MW-49D	11/5/2020 (FSI #4)	725.11	29.0	701.1 - 696.1
MW-50S	7/29/2021 (FSI 4-S)	737.81	22.0	725.8 - 715.8
MW-50D	7/29/2021 (FSI 4-S)	737.61	25.0	717.6 - 712.6
MW-51	7/29/2021 (FSI 4-S)	737.82	23.0	724.8 - 714.8
MW-52S	7/30/2021 (FSI 4-S)	739.64	24.0	725.6 - 715.6
MW-52D	7/30/2021 (FSI 4-S)	739.46	28.0	716.4 - 711.4
MW-53S	11/8/22 (OWI)	732.16	15.4	726.8 - 716.8
MW-53D	11/9/22 (OWI)	732.13	62.8	674.3 - 669.3
MW-54S	11/8/22 (OWI)	732.10	16.5	725.6 - 715.6
MW-54D	11/9/22 (OWI)	731.81	62.4	974.4 - 669.4
MW-55S	11/8/22 (OWI)	731.37	16.7	724.7 - 74.7
MW-55D	11/9/22 (OWI)	731.88	57.2	679.7 - 674.7
MW-56S	11/8/22 (OWI)	731.75	16.1	725.7 - 715.7
MW-56D	11/9/22 (OWI)	733.12	65.8	627.3 - 667.3
MW-57S	11/8/22 (OWI)	731.13	16.0	725.1 - 715.1
MW-57D	11/10/22 (OWI)	731.47	62.0	674.5 - 669.5
MW-58S	11/8/22 (OWI)	731.44	15.3	726.1 - 716.1
MW-58D	11/8/22 (OWI)	731.48	44.8	691.7 - 686.7
MW-59D/TMW-8D	10/25/21 (OSI)	728.38	55.8	677.6 - 672.6

MW-60S/TMW-9S	10/25/21 (OSI)	730.34	16.9	723.4 - 713.4
MW-60I/TMW-9I	10/25/21 (OSI)	730.26	48.0	687.3 - 682.3
MW-60D/TMW-9D	10/25/21 (OSI)	730.22	75.7	659.5 - 654.5
MW-61I/TMW-10I	10/25/21 (OSI)	730.74	47.7	688.0 - 683.0
MW-61D/TMW-10D	10/25/2021 (OSI)	730.80	85.8	650.0 - 645.0
MW-62I/MW-12I	11/22/21 (OSI)	728.03	48.3	684.7 - 679.7
MW-62D/TMW-12D	10/25/21 (OSI)	728.12	71.1	662.0 - 657.0
MW-63I/TMW-13I	10/25/21 (OSI)	728.70	58.8	674.9 - 699.9
MW-63D/TMW-13D	10/25/21 (OSI)	728.69	103.5	631.2 - 625.2
MW-64I	11/10/22 (OWI)	729.86	55.6	679.3 - 674.3
MW-64D	11/10/22 (OWI)	729.81	90.7	644.1 - 639.1
TMW-1*	1/22/2019 (FSI #3)	731.54	12.0	719.5 - 729.5
TMW-1D*	1/22/2019 (FSI #3)	730.32	58.0	672.3 - 677.3
TMW-2*	1/22/2019 (FSI #3)	730.12	14.0	716.1 - 726.1
TMW-2D*	1/22/2019 (FSI #3)	730.40	60.0	670.4 - 675.4
TMW-3*	1/24/2019 (FSI #3)	731.24	13.0	718.2 - 728.2
TMW-3D*	1/24/2019 (FSI #3)	731.27	52.0	679.3 - 684.3
TMW-4*	1/28/2019 (FSI #3)	730.43	13.0	717.4 - 727.4
TMW-4D*	1/28/2019 (FSI #3)	730.03	61.0	669.1 - 674.1
TMW-5*	1/28/2019 (FSI #3)	729.60	13.0	716.6 - 726.6
TMW-5D*	1/28/2019 (FSI #3)	730.69	57.0	673.7 - 678.7
TMW-6*	1/28/2019 (FSI #3)	731.29	13.0	718.3 - 728.3
TMW-6D*	1/28/2019 (FSI #3)	731.22	42.0	689.2 - 694.2
TMW-7*	1/25/2019 (FSI #3)	730.16	13.0	717.2 - 727.2
TMW-7D*	1/25/2019 (FSI #3)	730.62	62.0	668.6 - 673.6
TMW-8S*	10/25/2021 (OSI)	727.04	16.0	721.0 - 711.0
TMW-10S*	10/25/2021 (OSI)	729.90	15.0	724.9 - 714.9
TMW-11D*	10/25/2021 (OSI)	727.69	30.0	702.7 - 697.7
TMW-14D*	10/28/2021 (OSI)	728.73	25.0	708.7 - 703.7

Table Notes:

Top of casing elevations based on USC & GS Datum

* = Well Abandononed

TBI = To Be Installed Fall 2022

ISC = Initial Site Characterization
FSI = Further Site Investigation
ASI = Additional Site Investigation
OSI = Off-Site Investigation
OWI = Off-Site Well Installation
Well Elevation = Top of the 2" Diameter Pipe - North Rim

TABLE 2
GROUNDWATER ELEVATION DATA
HRID/Former Houghland Tomato Cannery Property
Franklin, Indiana

Well Identification	Date	Well Elevation (feet)	Depth to Groundwater	Groundwater Elevation
MW-10	9/24/2013	738.15	8.89	729.26
	3/5/2014		4.95	733.20
	8/31/2016		5.35	732.80
	8/21/2017		6.36	731.79
	6/14/2018		NS	NS
	2/4/2019		5.27	732.88
	3/4/2019		4.09	734.06
	3/25/2019		4.17	733.98
	11/16/2020		7.01	731.14
	3/1/2021		2.38	735.77
	8/12/2021		6.33	731.82
	3/17/2022		4.98	733.17
	6/6/2022		5.98	732.17
	8/8/2022		6.78	731.37
	11/16/2022		7.61	730.54
MW-11	9/24/2013	731.85	10.56	721.29
	3/5/2014		7.95	723.90
	8/31/2016		8.45	723.40
	8/21/2017		8.79	723.06
	6/14/2018		8.60	723.25
	2/4/2019		7.57	724.28
	3/4/2019		6.53	725.32
	3/25/2019		6.61	725.24
	11/16/2020		10.54	721.31
	3/1/2021		9.07	722.78
	8/12/2021		8.54	723.31
	3/17/2022		6.48	725.37
	6/6/2022		8.15	723.70
	8/8/2022		9.71	722.14
	11/14/2022		10.37	721.48
MW-11D	6/14/2018	731.71	14.85	716.86
	2/4/2019		7.54	724.17
	3/4/2019		6.40	725.31
	3/25/2019		6.48	725.23
	11/16/2020		10.48	721.23
	3/1/2021		9.00	722.71
	8/12/2021		8.43	723.28
	3/15/2022		6.04	725.67
	6/6/2022		8.05	723.66
	8/8/2022		9.43	722.28
	11/15/2022		10.31	721.40

Well Identification	Date	Well Elevation (feet)	Depth to Groundwater	Groundwater Elevation
MW-12	9/24/2013	732.36	12.14	720.22
	3/5/2014		9.68	722.68
	8/31/2016		10.55	721.81
	8/21/2017		10.90	721.46
	6/14/2018		NS	NS
	2/4/2019		9.51	722.85
	3/4/2019		8.78	723.58
	3/25/2019		8.87	723.49
	11/16/2020		11.84	720.52
	3/1/2021		10.12	722.24
	8/12/2021		10.55	721.81
	3/17/2022		NS	NS
	6/6/2022		10.2	722.16
	8/8/2022		11.03	721.33
	11/18/2022		11.89	720.47
MW-12D	2/4/2019	731.82	9.17	722.65
	3/4/2019		8.41	723.41
	3/25/2019		8.53	723.29
	11/16/2020		11.41	720.41
	3/1/2021		9.62	722.20
	8/12/2021		10.15	721.67
	3/17/2022		NS	NS
	6/6/2022		9.61	722.21
	8/8/2022		10.61	721.21
	11/17/2022		11.46	720.36
MW-13	9/24/2013	740.45	18.69	721.76
	3/5/2014		15.58	731.56
	8/31/2016		15.94	724.51
	8/21/2017		15.58	724.87
	6/14/2018		NS	NS
	2/4/2019		NS	NS
	3/4/2019		NS	NS
	3/25/2019		NS	NS
	11/16/2020		18.71	721.74
	3/1/2021		16.71	723.74
	8/12/2021		16.29	724.16
	3/17/2022		14.03	726.42
	6/6/2022		15.93	724.52
	8/8/2022		17.64	722.81
	11/15/2022		18.48	721.97

Well Identification	Date	Well Elevation (feet)	Depth to Groundwater	Groundwater Elevation
MW-14	9/24/2013	734.15	14.32	719.83
	3/5/2014		11.95	722.20
	8/31/2016		Well Inaccessible	
	8/21/2017		13.31	720.84
	6/14/2018		NS	NS
	2/4/2019		9.15	725.00
	3/4/2019		11.28	722.87
	3/25/2019		11.44	722.71
	11/16/2020		13.95	720.20
	3/1/2021		11.93	722.22
	8/12/2021		12.98	721.17
	3/16/2022		7.97	726.18
	6/6/2022		13.64	720.51
	8/8/2022		13.34	720.81
	11/16/2022		14.05	720.10
MW-14D	2/4/2019	731.45	11.95	719.50
	3/4/2019		8.47	722.98
	3/25/2019		8.56	722.89
	11/16/2020		11.14	720.31
	3/1/2021		9.11	722.34
	8/12/2021		10.14	721.31
	3/16/2022		10.79	720.66
	6//6/2022		9.91	721.54
	8/8/2022		10.57	720.88
	11/16/2022		11.22	720.23
MW-15	9/24/2013	735.30	15.41	719.89
	3/5/2014		12.98	722.32
	8/31/2016		Well Inaccessible	
	8/21/2017		14.35	720.95
	6/14/2018		13.95	721.35
	2/4/2019		12.94	722.36
	3/4/2019		12.23	723.07
	3/25/2019		12.34	722.96
	11/16/2020		15.08	720.22
	3/1/2021		12.80	722.50
	8/12/2021		13.99	721.31
	3/16/2022		11.20	724.10
	6/6/2022		14.24	721.06
	8/8/2022		14.37	720.93
	11/16/2022		15.10	720.20

Well Identification	Date	Well Elevation (feet)	Depth to Groundwater	Groundwater Elevation
MW-15D	6/14/2018	734.76	13.45	721.31
	2/4/2019		11.45	723.31
	3/4/2019		11.71	723.05
	3/25/2019		11.78	722.98
	11/16/2020		14.52	720.24
	3/1/2021		12.27	722.49
	8/12/2021		13.47	721.29
	3/16/2022		11.96	722.80
	6/6/2022		14.57	720.19
	8/8/2022		13.82	720.94
	11/16/2022		14.56	720.20
MW-16	9/24/2013	735.65	7.06	728.59
	3/5/2014		2.88	732.77
	8/31/2016		Well Inaccessible	
	8/21/2017		5.35	730.30
	6/14/2018		NS	NS
	2/4/2019		2.51	733.14
	3/4/2019		2.28	733.37
	3/25/2019		3.09	732.56
	11/16/2020		5.55	730.10
	3/1/2021		0.92	734.73
	8/12/2021		4.43	731.22
	3/16/2022		1.88	733.77
	6/6/2022		3.76	731.89
	8/8/2022		4.15	731.50
	11/16/2022		6.14	729.51
MW-17	9/24/2013	745.02	16.22	728.80
	3/5/2014		12.00	733.02
	8/31/2016		Well Inaccessible	
	8/21/2017		NS	NS
	6/14/2018		NS	NS
	2/4/2019		11.67	733.35
	3/4/2019		11.40	733.62
	3/25/2019		11.55	733.47
	11/16/2020		14.72	730.30
	3/1/2021		NS	NS
	8/12/2021		NS	NS
	3/16/2022		10.92	734.10
	8/8/2022		13.18	731.84
	11/16/2022		15.29	729.73

Well Identification	Date	Well Elevation (feet)	Depth to Groundwater	Groundwater Elevation
MW-18	3/5/2014	737.79	10.03	727.76
	8/31/2016		10.32	727.47
	8/21/2017		NS	NS
	6/14/2018		NS	NS
	2/4/2019		9.54	728.25
	3/4/2019		9.22	728.57
	3/25/2019		9.19	728.60
	11/16/2020		NS	NS
	3/1/2021		NS	NS
	8/12/2021		NS	NS
	3/17/2022		NS	NS
	8/8/2022		NS	NS
	11/14/2022		NS	NS
MW-19	3/5/2014	733.21	7.17	726.04
	8/31/2016		7.55	725.66
	8/21/2017		NS	NS
	6/14/2018		NS	NS
	2/4/2019		7.08	726.13
	3/4/2019		6.30	726.91
	3/25/2019		6.29	726.92
	11/16/2020		NS	NS
	3/1/2021		NS	NS
	8/12/2021		NS	NS
	3/17/2022		NS	NS
	8/8/2022		NS	NS
	11/14/2022		NS	NS
MW-20	3/5/2014	729.99	5.94	724.05
	8/31/2016		6.38	723.61
	8/21/2017		6.71	723.28
	6/14/2018		NS	NS
	2/4/2019		5.54	724.45
	3/4/2019		4.53	725.46
	3/25/2019		4.48	725.51
	11/16/2020		8.55	721.44
	3/1/2021		7.14	722.85
	8/12/2021		6.49	723.50
	3/17/2022		4.49	725.50
	6/6/2022		6.83	723.16
	8/8/2022		7.64	722.35
	11/15/2022		8.33	721.66

Well Identification	Date	Well Elevation (feet)	Depth to Groundwater	Groundwater Elevation
MW-21	3/5/2014	729.21	6.04	723.17
	8/31/2016		6.64	722.57
	8/21/2017		6.99	722.22
	6/14/2018		NS	NS
	2/4/2019		5.75	723.46
	3/4/2019		4.74	724.47
	3/25/2019		4.73	724.48
	11/16/2020		9.33	719.88
	3/1/2021		6.83	722.38
	8/12/2021		6.70	722.51
	3/17/2022		4.64	724.57
	6/6/2022		6.74	722.47
	8/8/2022		7.75	721.46
	11/15/2022		8.37	720.84
MW-22	3/5/2014	736.47	13.04	723.43
	8/31/2016		13.68	722.79
	8/21/2017		14.07	722.40
	6/14/2018		13.90	722.57
	2/4/2019		12.69	723.78
	3/4/2019		11.84	724.63
	3/25/2019		11.82	724.65
	11/16/2020		15.56	720.91
	3/1/2021		14.18	722.29
	8/12/2021		13.76	722.71
	3/15/2022		11.31	725.16
	6/6/2022		13.13	723.34
	8/8/2022		15.50	720.97
	11/17/2022		15.53	720.94
MW-22D	6/14/2018	736.85	14.21	722.64
	2/4/2019		13.03	723.82
	3/4/2019		12.12	724.73
	3/25/2019		12.09	724.76
	11/16/2020		15.88	720.97
	3/1/2021		14.49	722.36
	8/12/2021		14.08	722.77
	3/15/2022		11.65	725.20
	6/6/2022		15.46	721.39
	8/8/2022		15.11	721.74
	11/17/2022		15.84	721.01

Well Identification	Date	Well Elevation (feet)	Depth to Groundwater	Groundwater Elevation
MW-23	3/5/2014	739.78	15.40	724.38
	8/31/2016		15.91	723.87
	8/21/2017		16.30	723.48
	6/14/2018		NS	NS
	2/4/2019		Well Innaccesible	
	3/4/2019		13.81	725.97
	3/25/2019		13.75	726.03
	11/16/2020		Well Dry	-
	3/1/2021		16.96	722.82
	8/12/2021		15.85	723.93
	3/15/2022		13.62	726.16
	6/6/2022		15.58	724.20
	8/8/2022		17.31	722.47
	11/14/2022		18.04	721.74
MW-24	3/5/2014	740.93	16.31	724.62
	8/31/2016		16.71	724.22
	8/21/2017		17.16	723.77
	6/14/2018		NS	NS
	2/4/2019		15.87	725.06
	3/4/2019		14.81	726.12
	3/25/2019		14.80	726.13
	11/16/2020		19.32	721.61
	3/1/2021		17.33	723.60
	8/12/2021		16.97	723.96
	3/17/2022		14.78	726.15
	6/6/2022		17.20	723.73
	8/8/2022		18.31	722.62
	11/15/2022		19.10	721.83
MW-25	3/5/2014	741.01	16.50	724.51
	8/31/2016		Well Inaccessible	
	8/21/2017		Well Inaccessible	
	6/14/2018		Well Inaccessible	
	2/4/2019		Well Innaccesible	
	3/4/2019		Well Innaccesible	
	3/25/2019		Well Innaccesible	
	11/16/2020		19.44	721.57
	3/1/2021		17.90	723.11
	8/12/2021		17.11	723.90
	3/17/2022		NS	NS
	6/6/2022		16.70	724.31
	8/8/2022		18.46	722.55
	11/15/2022		10.52	730.49

Well Identification	Date	Well Elevation (feet)	Depth to Groundwater	Groundwater Elevation
MW-26	3/5/2014	739.31	15.25	724.06
	8/31/2016		15.80	723.51
	8/21/2017		16.19	723.12
	6/14/2018		16.11	723.20
	2/4/2019		14.86	724.45
	3/4/2019		13.92	725.39
	3/25/2019		13.86	725.45
	11/16/2020		18.05	721.26
	3/1/2021		16.60	722.71
	8/12/2021		15.96	723.35
	3/17/2022		NS	NS
	6/6/2022		15.56	723.75
	8/8/2026		17.22	722.09
	11/15/2022		17.91	721.40
MW-27	3/5/2014	740.06	8.11	731.95
	8/31/2016		8.19	731.87
	8/21/2017		8.81	731.25
	6/14/2018		NS	NS
	2/4/2019		8.25	731.81
	3/4/2019		7.88	732.18
	3/25/2019		7.88	732.18
	11/16/2020		9.80	730.26
	3/1/2021		7.58	732.48
	8/12/2021		6.76	733.30
	3/17/2022		8.02	732.04
	6/6/2022		8.82	731.24
	8/8/2022		9.18	730.88
	11/15/2022		11.10	728.96
MW-28	3/5/2014	739.62	6.72	732.90
	8/31/2016		Well Inaccessible	
	8/21/2017		9.40	730.22
	6/14/2018		NS	NS
	2/4/2019		6.43	733.19
	3/4/2019		6.15	733.47
	3/25/2019		6.11	733.51
	11/16/2020		9.71	729.91
	3/1/2021		5.09	734.53
	8/12/2021		8.77	730.85
	3/16/2022		5.72	733.90
	6/6/2022		9.50	730.12
	8/8/2022		9.35	730.27
	11/16/2022		10.21	729.41

Well Identification	Date	Well Elevation (feet)	Depth to Groundwater	Groundwater Elevation
MW-29	3/5/2014	732.96	10.17	722.79
	8/31/2016		11.04	721.92
	8/21/2017		11.43	721.53
	6/14/2018		11.16	721.80
	2/4/2019		10.00	722.96
	3/4/2019		9.21	723.75
	3/25/2019		9.23	723.73
	11/16/2020		Well Dry	-
	3/1/2021		10.70	722.26
	8/12/2021		11.10	721.86
	3/17/2022		NS	NS
	6/6/2022		11.73	721.23
	8/8/2022		11.75	721.21
	11/17/2022		12.51	720.45
MW-29D	6/14/2018	733.12	11.28	721.84
	2/4/2019		10.11	723.01
	3/4/2019		9.35	723.77
	3/25/2019		9.28	723.84
	11/16/2020		12.59	720.53
	3/1/2021		10.80	722.32
	8/12/2021		11.21	721.91
	3/17/2022		NS	NS
	6/6/2022		11.91	721.21
	8/8/2025		11.93	721.19
	11/17/2022		12.60	720.52
MW-30	8/31/2016	734.02	10.17	723.85
	8/21/2017		10.64	723.38
	6/14/2018		10.52	723.50
	2/4/2019		9.43	724.59
	3/4/2019		10.35	723.67
	3/25/2019		8.30	725.72
	11/16/2020		12.54	721.48
	3/1/2021		11.13	722.89
	8/12/2021		10.43	723.59
	3/15/2022		8.11	725.91
	6/6/2022		10.01	724.01
	8/8/2022		11.60	722.42
	11/14/2022		12.31	721.71

Well Identification	Date	Well Elevation (feet)	Depth to Groundwater	Groundwater Elevation
MW-31 (Deep Well with MW-30)	8/21/2017	733.87	11.69	722.18
	6/14/2018		10.53	723.34
	2/4/2019		9.25	724.62
	3/4/2019		8.37	725.50
	3/25/2019		8.29	725.58
	11/16/2020		11.81	722.06
	3/1/2021		10.56	723.31
	8/12/2021		10.56	723.31
	3/17/2022		8.39	725.48
	6/6/2022		8.84	725.03
	8/8/2022		10.32	723.55
	11/14/2022		12.11	721.76
MW-32 (Deep Well with MW-26)	8/21/2017	739.72	16.64	723.08
	6/14/2018		16.56	723.16
	2/4/2019		15.30	724.42
	3/4/2019		13.33	726.39
	3/25/2019		13.31	726.41
	11/16/2020		18.46	721.26
	3/1/2021		17.03	722.69
	8/12/2021		16.37	723.35
	3/17/2022		NS	NS
	6/6/2022		16.00	723.72
	8/8/2026		17.62	722.10
	11/15/2022		18.34	721.38
MW-33	2/4/2019	740.79	15.50	725.29
	3/4/2019		15.49	725.30
	3/25/2019		15.38	725.41
	11/16/2020		19.59	721.20
	3/1/2021		18.18	722.61
	8/12/2021		17.58	723.21
	3/17/2022		NS	NS
	6/6/2022		17.24	723.55
	8/8/2022		18.81	721.98
	11/16/2022		19.47	721.32
MW-33D	2/4/2019	741.05	16.81	724.24
	3/4/2019		15.87	725.18
	3/25/2019		15.83	725.22
	11/16/2020		19.89	721.16
	3/1/2021		18.48	722.57
	8/12/2021		17.91	723.14
	3/17/2022		NS	NS
	6/6/2022		17.55	723.50
	8/8/2022		19.07	721.98
	11/16/2022		19.8	721.25

Well Identification	Date	Well Elevation (feet)	Depth to Groundwater	Groundwater Elevation
MW-34	11/16/2020	741.09	18.99	722.10
	3/1/2021		16.99	724.10
	8/12/2021		16.55	724.54
	3/17/2022		14.26	726.83
	6/6/2022		16.23	724.86
	8/8/2022		18.02	723.07
	11/17/2022		18.86	722.23
MW-34D	11/16/2020	741.49	19.45	722.04
	3/1/2021		17.62	723.87
	8/12/2021		16.96	724.53
	3/17/2022		14.75	726.74
	6/6/2022		19.58	721.91
	8/8/2022		18.34	723.15
	11/17/2022		19.24	722.25
MW-35	11/16/2020	740.98	19.10	721.88
	3/1/2021		17.57	723.41
	8/12/2021		16.70	724.28
	3/17/2022		NS	NS
	6/6/2022		17.49	723.49
	8/8/2022		18.06	722.92
	11/15/2022		18.84	722.14
MW-35D	11/16/2020	740.97	19.10	721.87
	3/1/2021		17.61	723.36
	8/12/2021		16.67	724.30
	3/17/2022		NS	NS
	6/6/2022		17.92	723.05
	8/8/2022		18.10	722.87
	11/15/2022		18.86	722.11
MW-36	11/16/2020	741.80	21.23	720.57
	3/1/2021		18.51	723.29
	8/12/2021		17.65	724.15
	3/17/2022		15.44	726.36
	6/6/2022		7.71	734.09
	8/8/2022		19.02	722.78
	11/15/2022		19.81	721.99
MW-36D	11/16/2020	741.55	21.03	720.52
	3/1/2021		18.28	723.27
	8/12/2021		17.42	724.13
	3/17/2022		NS	NS
	6/6/2022		11.20	730.35
	8/8/2022		18.81	722.74
	11/15/2022		19.59	721.96

Well Identification	Date	Well Elevation (feet)	Depth to Groundwater	Groundwater Elevation
MW-37	11/16/2020	741.96	20.27	721.69
	3/1/2021		18.85	723.11
	8/12/2021		17.99	723.97
	3/17/2022		NS	NS
	6/6/2022		17.58	724.38
	8/8/2022		19.30	722.66
	11/15/2022		20.05	721.91
MW-37D	11/16/2020	741.95	20.28	721.67
	3/1/2021		18.81	723.14
	8/12/2021		18.02	723.93
	3/17/2022		NS	NS
	6/6/2022		17.61	724.34
	8/8/2022		19.33	722.62
	11/15/2022		20.08	721.87
MW-38	11/16/2020	738.90	17.63	721.27
	3/1/2021		16.23	722.67
	8/12/2021		16.62	722.28
	3/17/2022		13.40	725.50
	6/6/2022		15.81	723.09
	8/8/2022		16.85	722.05
	11/15/2022		17.57	721.33
MW-38D	11/16/2020	739.17	17.91	721.26
	3/1/2021		16.49	722.68
	8/12/2021		15.92	723.25
	3/17/2022		13.69	725.48
	6/6/2022		15.63	723.54
	8/8/2022		17.12	722.05
	11/15/2022		17.82	721.35
MW-39	11/16/2020	739.33	17.95	721.38
	3/1/2021		16.59	722.74
	8/12/2021		15.87	723.46
	3/17/2022		NS	NS
	6/6/2022		15.49	723.84
	8/8/2022		17.13	722.20
	11/17/2022		NS	NS
MW-39D	11/16/2020	739.34	17.96	721.38
	3/1/2021		16.58	722.76
	8/12/2021		15.91	723.43
	3/17/2022		NS	NS
	6/6/2022		15.52	723.82
	8/8/2022		17.18	722.16
	11/17/2022		17.85	721.49

Well Identification	Date	Well Elevation (feet)	Depth to Groundwater	Groundwater Elevation
MW-40	11/16/2020	738.75	9.11	729.64
	3/1/2021		4.01	734.74
	8/12/2021		7.67	731.08
	3/17/2022		NS	NS
	6/6/2022		7.62	731.13
	8/8/2022		8.82	729.93
	11/16/2022		9.45	729.30
MW-40D	11/16/2020	738.52	20.45	718.07
	3/1/2021		13.19	725.33
	8/12/2021		13.26	725.26
	3/17/2022		NS	NS
	6/6/2022		13.26	725.26
	8/8/2022		15.09	723.43
	11/16/2022		15.06	723.46
MW-41	11/16/2020	734.03	13.57	720.46
	3/1/2021		11.88	722.15
	8/12/2021		12.24	721.79
	3/17/2022		NS	NS
	6/6/2022		11.98	722.05
	8/8/2022		12.78	721.25
	11/17/2022		13.63	720.40
MW-41D	11/16/2020	734.02	13.56	720.46
	3/1/2021		11.86	722.16
	8/12/2021		12.23	721.79
	3/17/2022		10.41	723.61
	6/6/2022		11.95	722.07
	8/8/2022		12.76	721.26
	11/17/2022		13.60	720.42
MW-42	11/16/2020	732.26	11.95	720.31
	3/1/2021		9.87	722.39
	8/12/2021		10.79	721.47
	3/15/2022		8.74	723.52
	6/6/2022		11.90	720.36
	8/8/2022		11.29	720.97
	11/18/2022		11.99	720.27
MW-42D	11/16/2020	732.23	12.03	720.20
	3/1/2021		9.81	722.42
	8/12/2021		10.90	721.33
	3/15/2022		8.44	723.79
	6/6/2022		11.99	720.24
	8/8/2022		11.26	720.97
	11/18/2022		11.96	720.27

Well Identification	Date	Well Elevation (feet)	Depth to Groundwater	Groundwater Elevation
MW-43	11/16/2020	733.36	12.99	720.37
	3/1/2021		10.34	723.02
	8/12/2021		11.95	721.41
	3/16/2022		9.58	723.78
	6/6/2022		11.81	721.55
	8/8/2022		12.33	721.03
	11/16/2022		13.05	720.31
MW-43D	11/16/2020	733.17	12.81	720.36
	3/1/2021		10.27	722.90
	8/12/2021		11.76	721.41
	3/16/2022		9.44	723.73
	6/6/2022		11.77	721.40
	8/8/2022		12.11	721.06
	11/16/2022		12.86	720.31
MW-44	11/16/2020	728.73	8.37	720.36
	3/1/2021		6.55	722.18
	8/12/2021		7.19	721.54
	3/17/2022		5.41	723.32
	6/6/2022		7.19	721.54
	8/8/2022		7.95	720.78
	11/15/2022		8.40	720.33
MW-44D	11/16/2020	728.71	8.35	720.36
	3/1/2021		6.54	722.17
	8/12/2021		7.19	721.52
	3/17/2022		5.39	723.32
	6/6/2022		7.08	721.63
	8/8/2022		7.97	720.74
	11/15/2022		8.39	720.32
MW-45	11/16/2020	729.59	9.41	720.18
	3/1/2021		7.42	722.17
	8/12/2021		8.50	721.09
	3/17/2022		6.85	722.74
	6/6/2022		8.10	721.49
	8/8/2022		9.06	720.53
	11/17/2022		9.51	720.08
MW-45D	11/16/2020	729.34	9.17	720.17
	3/1/2021		7.20	722.14
	8/12/2021		8.25	721.09
	3/17/2022		6.60	722.74
	6/6/2022		7.87	721.47
	8/8/2022		8.85	720.49
	11/21/2022		9.25	720.09

Well Identification	Date	Well Elevation (feet)	Depth to Groundwater	Groundwater Elevation
MW-46	11/16/2020	730.43	9.74	720.69
	3/1/2021		6.89	723.54
	8/12/2021		9.77	720.66
	3/17/2022		NS	NS
	6/6/2022		9.56	720.87
	8/8/2022		9.07	721.36
	11/22/2022		9.99	720.44
MW-46I	11/16/2020	730.74	10.01	720.73
	3/1/2021		7.17	723.57
	8/12/2021		9.85	720.89
	3/17/2022		NS	NS
	6/6/2022		9.48	721.26
	8/8/2022		9.34	721.40
	11/22/2022		10.31	720.43
MW-46D	11/16/2020	730.65	9.91	720.74
	3/1/2021		7.05	723.60
	8/12/2021		9.96	720.69
	3/17/2022		NS	NS
	6/6/2022		9.79	720.86
	8/8/2022		9.25	721.40
	11/22/2022		10.21	720.44
MW-47	11/16/2020	728.74	8.34	720.40
	3/1/2021		4.16	724.58
	8/12/2021		7.37	721.37
	3/17/2022		NS	NS
	6/6/2022		7.79	720.95
	8/8/2022		7.63	721.11
	11/21/2022		8.76	719.98
MW-47I	11/16/2020	729.58	8.12	721.46
	3/1/2021		5.31	724.27
	8/12/2021		8.01	721.57
	3/17/2022		NS	NS
	6/6/2022		7.89	721.69
	8/8/2022		7.45	722.13
	11/21/2022		8.24	721.34
MW-47D	11/16/2020	728.33	7.81	720.52
	3/1/2021		5.01	723.32
	8/12/2021		7.72	720.61
	3/17/2022		NS	NS
	6/6/2022		7.98	720.35
	8/8/2022		7.10	721.23
	11/21/2022		8.02	720.31

Well Identification	Date	Well Elevation (feet)	Depth to Groundwater	Groundwater Elevation
MW-48	11/16/2020	728.49	8.76	719.73
	3/1/2021		6.11	722.38
	8/12/2021		8.60	719.89
	3/17/2022		7.75	720.74
	6/6/2022		9.95	718.54
	8/8/2022		7.11	721.38
	11/21/2022		8.91	719.58
MW-48D	11/16/2020	727.77	8.04	719.73
	3/1/2021		5.27	722.50
	8/12/2021		9.92	717.85
	3/17/2022		6.12	721.65
	6/6/2022		7.53	720.24
	8/8/2022		8.08	719.69
	11/21/2022		8.32	719.45
MW-49	11/16/2020	725.01	5.97	719.04
	3/1/2021		3.62	721.39
	8/12/2021		6.01	719.00
	3/17/2022		NS	NS
	6/6/2022		5.53	719.48
	8/8/2022		5.88	719.13
	11/21/2022		6.26	718.75
MW-49D	11/16/2020	725.11	5.78	719.33
	3/1/2021		4.38	720.73
	8/12/2021		5.49	719.62
	3/17/2022		NS	NS
	6/6/2022		4.59	720.52
	8/8/2022		5.57	719.54
	11/21/2022		5.92	719.19
MW-50	8/12/2021	737.81	4.41	733.40
	3/17/2022		1.04	736.77
	6/6/2022		2.13	735.68
	8/8/2022		3.47	734.34
	11/16/2022		4.29	733.52
MW-50D	8/12/2021	737.61	2.16	735.45
	3/17/2022		1.06	736.55
	6/6/2022		1.69	735.92
	8/8/2022		3.14	734.47
	11/16/2022		4.07	733.54
MW-51	8/12/2021	737.82	6.55	731.27
	3/17/2022		3.71	734.11
	6/6/2022		5.91	731.91
	8/8/2022		7.55	730.27
	11/16/2022		7.41	730.41

Well Identification	Date	Well Elevation (feet)	Depth to Groundwater	Groundwater Elevation
MW-52	8/12/2021	739.64	8.56	731.08
	3/17/2022		NS	NS
	6/6/2022		7.90	731.74
	8/8/2022		9.33	730.31
	11/16/2022		10.18	729.46
MW-52D	8/12/2021	739.46	8.42	731.04
	3/17/2022		NS	NS
	6/6/2022		7.44	732.02
	8/8/2022		9.28	730.18
	11/16/2022		10.14	729.32
MW-53S	11/17/2022	732.16	11.82	720.34
MW-53D	11/17/2022	732.13	11.83	720.3
MW-54S	11/17/2022	732.1	11.74	720.36
MW-54D	11/17/2022	731.81	11.42	720.39
MW-55S	11/17/2022	731.37	12.08	719.29
MW-55D	11/17/2022	731.88	11.84	720.04
MW-56S	11/17/2022	731.75	11.38	720.37
MW-56D	11/17/2022	733.12	12.81	720.31
MW-57S	11/17/2022	731.13	10.82	720.31
MW-57D	11/17/2022	731.47	11.33	720.14
MW-58S	11/17/2022	731.44	11.31	720.13
MW-58D	11/17/2022	731.48	11.21	720.27
MW-59D (TMW-8D)	11/5/2021	728.38	6.10	721.49
	12/1/2021		6.58	721.01
	3/17/2022		NS	NS
	6/2022		TMW-8D converted to MW59D	
MW-60S (TMW-9S)	11/5/2021	730.34	7.90	721.50
	12/1/2021		8.40	721.00
	3/17/2022		NS	NS
	6/2022		TMW-9S converted to MW-60S	
MW-60I (TMW-9I)	11/5/2021	730.26	6.80	721.54
	12/1/2021		7.33	721.01
	3/17/2022		NS	NS
	6/2022		TMW-9I converted to MW-60I	
MW-60D (TMW-9D)	11/5/2021	730.22	8.00	722.00
	12/1/2021		8.49	721.51
	3/17/2022		NS	NS
	6/2022		TMW-9D converted to MW60D	
MW-61I (TMW-10I)	11/5/2021	730.74	7.50	721.46
	12/1/2021		7.98	720.98
	3/17/2022		NS	NS
	6/2022		TMW10I converted to MW-61I	
MW-61D (TMW-10D)	11/5/2021	730.80	8.60	721.40
	12/1/2021		9.01	720.99
	3/17/2022		NS	NS
	6/2022		TMW-10D converted to MW-61D	

Well Identification	Date	Well Elevation (feet)	Depth to Groundwater	Groundwater Elevation
MW-62I (TMW-12I)	12/1/2021	728.03	6.87	720.83
	3/17/2022		NS	NS
	6/2022		TMW-12I converted to MW-62I	
MW-62D (TMW-12D)	11/5/2021	728.12	5.60	721.43
	12/1/2021		6.18	720.85
	3/17/2022		NS	NS
	6/2022		TMW-12D converted to MW-62D	
MW-63I (TMW-13I)	11/5/2021	728.70	6.40	721.50
	12/1/2021		6.91	720.99
	3/17/2022		NS	NS
	6/2022		TMW-13I converted to MW-63I	
MW-63D (TMW-13D)	11/5/2021	728.69	6.60	721.58
	12/1/2021		7.11	721.07
	3/17/2022		NS	NS
	6/2022		MW-13D converted to MW-63D	
TMW-8S	11/5/2021		4.60	-4.60
	12/1/2021		4.74	-4.74
	3/17/2022		NS	NS
	6/2022		Well Abandoned	
TMW-10S	11/5/2021	729.90	8.40	721.50
	12/1/2021		8.90	721.00
	3/17/2022		NS	NS
	6/2022		Well Abandoned	
TMW-11D	11/5/2021	727.69	6.20	721.49
	12/1/2021		6.64	721.05
	3/17/2022		NS	NS
	6/2022		Well Abandoned	
TMW-14	11/5/2021	728.73	7.60	721.13
	12/1/2021		8.08	720.65
	3/17/2022		NS	NS
	6/2022		Well Abandoned	

Well Elevation = Top of the 2" Diameter Pipe NS=Not Sampled

TABLE 3
PRE AND POST INJECTION FIELD PARAMETERS
HRID / Former Houghland Tomato Cannery Property
Franklin, Indiana

Sample Identification	Date Collected	pH	Oxidation-Reduction Potential (mV)	Dissolved Oxygen (mg/L)
HRID Property Quarterly Wells				
MW-11	11/17/2020	7.08	71	0.37
	Remedial Injections - Fall 2021			
	3/14/2022	NS	NS	NS
	6/6/2022	7.55	-135.1	0.04
	8/9/2022	7.28	-113.2	0.09
	11/14/2022	6.47	-205.1	0.09
MW-12	08/18/2021	7.52	148	2.93
	Remedial Injections - Fall 2021			
	03/14/2022	7.02	203	3.53
	6/8/2022	7.24	66.4	2.24
	8/10/2022	7.00	183.3	1.92
	11/18/2022	6.58	271.4	0.69
MW-12D	08/17/2021	7.52	-29	0.00
	Remedial Injections - Fall 2021			
	03/14/2022	8.29	374	0.00
	6/8/2022	8.71	-386.6	0.01
	8/10/2022	8.27	-249.4	0.01
	11/17/2022	7.77	-258.8	0
MW-14	11/18/2020	7.28	-55	0.00
	Remedial Injections - Fall 2021			
	03/16/2022	7.29	-40.00	0.03
	6/8/2022	7.86	-145.7	0.03
	8/11/2022	7.67	-68.5	0.07
	11/16/2022	7.69	-1	0.22
MW-14D	11/18/2020	6.96	21	0.00
	Remedial Injections - Fall 2021			
	03/16/2022	6.7	6.3	0.00
	6/8/2022	7.27	-86.4	0.02
	8/11/2022	7.21	-21.5	0.04
	11/16/2022	7.18	284.7	0.09

Sample Identification	Date Collected	pH	Oxidation-Reduction Potential (mV)	Dissolved Oxygen (mg/L)
MW-15	08/13/2021	7.41	274	0.54
	Remedial Injections - Fall 2021			
	03/16/2022	6.95	77	3.11
	6/9/2022	7.27	-4.4	0.06
	8/11/2022	7.21	44.6	0.03
	11/16/2022	7.24	19.5	0.36
MW-15D	08/13/2021	7.73	-85	0.12
	Remedial Injections - Fall 2021			
	03/16/2022	6.85	-56	0.00
	6/9/2022	7.31	-94	0.02
	8/11/2022	7.18	-1.7	0.08
	11/16/2022	7.21	4.8	0.04
MW-22	08/13/2021	6.94	152	1.97
	Remedial Injections - Fall 2021			
	03/15/2022	6.78	22	1.75
	6/8/2022	7.19	-39.4	0.03
	8/9/2022	6.68	-17.2	0.01
	11/17/2022	6.81	-67.6	0
MW-22D	08/13/2021	7.03	113	2.17
	Remedial Injections - Fall 2021			
	03/15/2022	7.01	-17	0.00
	6/8/2022	7.36	47.7	0.05
	8/9/2022	6.85	46.7	0.03
	11/17/2022	7.03	16.6	0
MW-23	3/11/2019	6.98	106	1.66
	Remedial Injections - Fall 2021			
	03/15/2022	6.81	-137	0.01
	6/6/2022	6.59	-45.7	0.05
	8/9/2022	6.6	-80.7	0.57
	11/14/2022	5.97	-120.9	1.16
MW-24	08/18/2021	7.44	186	3.45
	Remedial Injections - Fall 2021			
	03/17/2022	6.96	75	2.68
	6/7/2022	7.28	162.1	0.2
	8/8/2022	7.12	102.2	0.21
	11/15/2022	6.81	48	1.24

Sample Identification	Date Collected	pH	Oxidation-Reduction Potential (mV)	Dissolved Oxygen (mg/L)
MW-26	08/12/2021	6.75	182	2.72
	Remedial Injections - Fall 2021			
	03/16/2022	7.31	-130	0.01
	6/6/2022	7.45	-109.4	0.13
	8/8/2022	7.22	-80.9	0.01
	11/15/2022	6.92	-49.9	0.09
MW-32 (Deep Well paired with MW-26)	08/12/2021	7.07	144	1.21
	Remedial Injections - Fall 2021			
	03/16/2022	7.14	19	0.1
	6/6/2022	7.25	37.3	0.08
	8/8/2022	7.19	168.8	0.08
	11/15/2022	6.95	23.1	0
MW-29	3/27/2019	7.04	99	4.41
	Remedial Injections - Fall 2021			
	03/14/2022	7.13	-178	0.00
	6/8/2022	7.22	-86	0.19
	8/10/2022	7.04	-70.2	0.00
	11/17/2022	6.82	-95	0
MW-29D	08/16/2021	7.15	-84	0.21
	Remedial Injections - Fall 2021			
	03/14/2022	7.13	-87	0.00
	6/8/2022	7.29	-28.0	0.03
	8/10/2022	7.15	4.5	0.02
	11/17/2022	6.68	-45.6	0
MW-30	08/16/2021	7.33	-10	0.39
	Remedial Injections - Fall 2021			
	03/15/2022	7.09	-127	0.04
	6/6/2022	7.39	-111.4	0.1
	8/9/2022	7.25	-122.5	0.12
	11/14/2022	6.48	-194.8	0.11
MW-33	08/13/2021	7.14	145	0.71
	Remedial Injections - Fall 2021			
	03/16/2022	7.18	10	0.00
	6/7/2022	7.31	153.6	0.06
	8/9/2022	7.00	62	0.03
	11/16/2022	7.2	50	0.03

Sample Identification	Date Collected	pH	Oxidation-Reduction Potential (mV)	Dissolved Oxygen (mg/L)
MW-33D	08/13/2021	7.19	70	0.74
	Remedial Injections - Fall 2021			
	03/16/2022	7.17	-32	0.15
	6/7/2022	7.38	41.6	0.03
	8/9/2022	6.99	69.9	0.00
	11/16/2022	7.2	59.4	0.04
MW-36	08/18/2021	7.58	189	3.43
	Remedial Injections - Fall 2021			
	03/17/2022	6.93	65	7.31
	6/9/2022	7.38	375	4.91
	8/8/2022	7.08	187.9	1.20
	11/15/2022	6.94	252.8	2.59
MW-37	08/16/2021	7.05	151	3.05
	Remedial Injections - Fall 2021			
	03/16/2022	7.14	10	0.03
	6/6/2022	7.32	14.3	0.23
	8/8/2022	7.12	122.7	0.11
	11/15/2022	6.86	9.5	0.03
MW-39	08/13/2021	6.82	139	3.26
	Remedial Injections - Fall 2021			
	03/16/2022	6.9	132	1.15
	6/6/2022	7.09	86.2	1.25
	8/8/2022	7.12	-44.6	0.05
	11/17/2022	Well obstructed and not sampled		
MW-40	08/16/2021	7.29	16	0.14
	Remedial Injections - Fall 2021			
	03/16/2022	6.76	84	0.00
	6/7/2022	7.79	-104.1	0.07
	8/10/2022	6.83	78.9	0.39
	11/16/2022	6.79	17.8	0
MW-41	08/13/2021	6.98	115	1.09
	Remedial Injections - Fall 2021			
	03/14/2022	7.18	-110	0.09
	6/8/2022	7.32	-87.9	0.03
	8/10/2022	7.04	13.2	0.04
	11/17/2022	6.68	-40.5	0

Sample Identification	Date Collected	pH	Oxidation-Reduction Potential (mV)	Dissolved Oxygen (mg/L)
MW-41D	08/13/2021	7.05	-40	0.23
	Remedial Injections - Fall 2021			
	03/17/2022	6.98	-78	0.00
	6/8/2022	7.5	-136	0.04
	8/10/2022	7.24	-80.6	0.06
	11/17/2022	6.86	-98.4	0
MW-42	08/16/2021	7.07	124	1.1
	Remedial Injections - Fall 2021			
	03/15/2022	7.05	70	5.15
	6/9/2022	7.29	342.7	2.07
	8/10/2022	7.74	78.4	8.87
	11/18/2022	6.59	181.5	0.28
MW-42D	08/16/2021	7.15	-39	0.58
	Remedial Injections - Fall 2021			
	03/15/2022	7.04	-38	0.06
	6/9/2022	7.35	-49.4	0.03
	8/10/2022	7.18	10.8	0.00
	11/18/2022	6.63	-12.6	0.00
MW-43	08/12/2021	6.6	147	2.62
	Remedial Injections - Fall 2021			
	03/16/2022	6.61	106	0.38
	6/9/2022	6.62	87.5	0.04
	8/11/2022	6.75	74.4	0.02
	11/16/2022	6.84	34.8	0.1
MW-43D	08/12/2021	7.06	-25	0.11
	Remedial Injections - Fall 2021			
	03/16/2022	6.9	8	0.00
	6/9/2022	7.05	-46.1	0.02
	8/11/2022	7.15	2.9	0.00
	11/16/2022	7.13	14.6	0.07
MW-46I	08/17/2021	7.76	-62	0.49
	Remedial Injections - Fall 2021			
	3/15/2022	NS	NS	NS
	6/8/2022	7.38	-110.3	0.04
	8/11/2022	7.27	-59.8	0.04
	11/22/2022	6.58	-70.6	0

Sample Identification	Date Collected	pH	Oxidation-Reduction Potential (mV)	Dissolved Oxygen (mg/L)
Kasting Property Quaterly Wells				
MW-53S (TMW-1)	3/25/2019	6.87	158	8.66
	Remedial Injections Spring 2022			
	11/16/2022	7.21	78.9	5.4
MW-53D (TMW-1D)	3/25/2019	6.86	-42	0.28
	Remedial Injections Spring 2022			
	11/16/2022	7.48	17.7	0.63
MW-54S (TMW-2)	3/26/2019	7.14	113	2.09
	Remedial Injections Spring 2022			
	11/17/2022	7.16	44.9	3.66
MW-54D (TMW-2D)	3/26/2019	7.07	-58	0.11
	Remedial Injections Spring 2022			
	11/17/2022	7.34	-0.8	1.05
MW-55S (TMW-3)	3/26/2019	7.2	158	7.67
	Remedial Injections Spring 2022			
	11/17/2022	7.35	75.5	1.02
MW-55D (TMW-3D)	3/26/2019	7.06	16	0.32
	Remedial Injections Spring 2022			
	11/17/2022	7.67	0.4	0.16
MW-56S (TMW-4)	3/26/2019	7.16	-13	0.47
	Remedial Injections Spring 2022			
	11/17/2022	7.14	72.2	5.38
MW-56D (TMW-4D)	3/26/2019	6.84	-14	0.0
	Remedial Injections Spring 2022			
	11/17/2022	7.48	-20.2	0.14
MW-57S (TMW-5)	3/26/2019	7.08	84	1.92
	Remedial Injections Spring 2022			
	11/17/2022	7.11	60.3	0.16
MW-57D (TMW-5D)	3/26/2019	7.00	44	0.16
	Remedial Injections Spring 2022			
	11/17/2022	7.26	-21.1	0.05
	3/27/2019	7.28	150	1.29

Sample Identification	Date Collected	pH	Oxidation-Reduction Potential (mV)	Dissolved Oxygen (mg/L)
MW-58S (TMW-6)	Remedial Injections Spring 2022			
	11/17/2022	7.22	33.7	0.33
MW-58D (TMW-6D)	3/27/2019	7.12	-25	2.02
	Remedial Injections Spring 2022			
	11/17/2022	7.47	22.7	0.15
MW-59D (TMW-8D)	12/2/2021	7.2	-92	0.77
	Remedial Injections Spring 2022			
	11/17/2022	NS	NS	NS
MW-60S (TMW-9S)	12/2/2021	6.91	12	0.62
	Remedial Injections Spring 2022			
	11/17/2022	NS	NS	NS
MW-60i (TMW-9i)	12/2/2021	7.32	-41	1.2
	Remedial Injections Spring 2022			
	11/17/2022	NS	NS	NS
MW-60D (TMW-9D)	12/2/2021	6.97	-86	0.42
	Remedial Injections Spring 2022			
	11/17/2022	NS	NS	NS
MW-61i (TMW-10i)	12/2/2021	6.85	-40	5.94
	Remedial Injections Spring 2022			
	11/17/2022	NS	NS	NS
MW-61D (TMW-10D)	12/2/2021	6.94	-87	0.52
	Remedial Injections Spring 2022			
	11/17/2022	NS	NS	NS
MW-62i (TMW-12i)	12/2/2021	6.8	-28	0.4
	Remedial Injections Spring 2022			
	11/17/2022	NS	NS	NS
MW-62D (TMW-12D)	12/1/2021	6.9	-121	6.84
	Remedial Injections Spring 2022			
	11/17/2022	NS	NS	NS
MW-63i (TMW-13i)	12/1/2021	6.82	-59	0.3
	Remedial Injections Spring 2022			
	11/17/2022	NS	NS	NS

Sample Identification	Date Collected	pH	Oxidation-Reduction Potential (mV)	Dissolved Oxygen (mg/L)
MW-63D (TMW-13D)	12/1/2021	7.06	-105	0.53
	Remedial Injections Spring 2022			
	11/17/2022	NS	NS	NS
MW-64i	No Data			
	Remedial Injections Spring 2022			
	11/22/2022	6.43	-14.3	0
MW-64D	No Data			
	Remedial Injections Spring 2022			
	11/22/2022	6.92	-30.8	0.06

Notes

ORP <0.0 mV or DO <1.0 mg/L

NS = Not Sampled

TABLE 4
4Q2022 ON-SITE GROUNDWATER ANALYTICAL RESULTS AND POST-INJECTION TRENDS
HRID / Former Houghland Tomato Cannery Property
Franklin, Indiana

		PCE	TCE	cDCE	tDCE	VC	Other VOCs
IDEM RCG Residential TWSL's		**5**	**5**	**70**	**100**	**2**	**Varies**
IDEM RCG Residential VESL's		**110**	**9.1**	**NE**	**NE**	**2.1**	**Varies**
IDEM RCG Industrial VESL's		**470**	**38**	**NE**	**NE**	**35**	**Varies**
Sample ID	**Date**	**Analytical Results in micrograms per liter (ug/L)**					
Quarterly Wells							
MW-11	3/29/2019	**45.3**	**31.5**	<5.0	<5.0	<2.0	BRL
	11/17/2020	**110**	**37.5**	<5.0	<5.0	<2.0	BRL
	Remedial Injections - Fall 2021						
	3/14/2022	NS	NS	NS	NS	NS	BRL
	6/6/2022	**40.6**	**14.8**	**298**	<5.0	<2.0	BRL
	08/09/2022	**9.0**	**6.4**	**280**	<5.0	<2.0	
	11/14/2022	<5.0	<5.0	**187**	<5.0	**7.5**	BRL
	CHANGE	↓	↓	↑	NA	↑	
MW-12	11/17/2020	<5.0	**55.3**	<5.0	<5.0	<2.0	BRL
	08/18/2021	<5.0	**39.2**	<5.0	<5.0	<2.0	BRL
	Remedial Injections - Fall 2021						
	03/14/2022	<5.0	**24.5**	<5.0	<5.0	<2.0	BRL
	6/8/2022	<5.0	**48.7**	<5.0	<5.0	<2.0	BRL
	08/10/2022	<5.0	**52.6**	<5.0	<5.0	<2.0	
	11/18/2022	<5.0	**51.5**	<5.0	<5.0	<2.0	BRL
	CHANGE	NA		NA	NA	NA	
MW-12D	11/17/2020	<5.0	<5.0	<5.0	<5.0	<2.0	BRL
	08/17/2021	<5.0	<5.0	<5.0	<5.0	<2.0	BRL
	Remedial Injections - Fall 2021						
	03/14/2022	<5.0	<5.0	<5.0	<5.0	<2.0	BRL
	6/8/2022	<5.0	<5.0	<5.0	<5.0	<2.0	BRL
	08/10/2022	<5.0	<5.0	<5.0	<5.0	<2.0	
	11/17/2022	<5.0	<5.0	<5.0	<5.0	<2.0	BRL
	CHANGE	NA	NA	NA	NA	NA	
MW-14	3/6/2019	<5.0	<5.0	<5.0	<5.0	<2.0	BRL
	11/18/2020	<5.0	<5.0	<5.0	<5.0	<2.0	BRL
	Remedial Injections - Fall 2021						
	03/16/2022	<5.0	<5.0	<5.0	<5.0	<2.0	BRL
	6/8/2022	<5.0	<5.0	<5.0	<5.0	<2.0	BRL
	8/11/2022	<5.0	<5.0	<5.0	<5.0	<2.0	
	11/16/2022	<5.0	<5.0	<5.0	<5.0	<2.0	BRL
	CHANGE	NA	NA	NA	NA	NA	
MW-14D	4/1/2019	<5.0	**524**	**11.0**	<5.0	<2.0	BRL
	11/18/2020	<5.0	**439**	**23.5**	<5.0	<2.0	BRL
	Remedial Injections - Fall 2021						
	03/16/2022	<5.0	**234**	**25.2**	<5.0	<2.0	BRL
	6/8/2022	<5.0	**281**	**27.6**	<5.0	<2.0	BRL
	8/11/2022	<5.0	**285**	**33.9**	<5.0	<2.0	BRL
	11/16/2022	<5.0	**270**	**28.5**	<5.0	<2.0	BRL
	DUP2 11/16/2022	<5.0	**276**	**28.9**	<5.0	<2.0	BRL
	CHANGE	NA	↓	↑	NA	NA	
MW-15	11/18/2020	<5.0	**32.6**	<5.0	<5.0	<2.0	BRL
	08/13/2021	<5.0	**35.1**	<5.0	<5.0	<2.0	BRL
	Remedial Injections - Fall 2021						
	03/16/2022	<5.0	**13.5**	<5.0	<5.0	<2.0	BRL
	6/9/2022	<5.0	**36.8**	<5.0	<5.0	<2.0	BRL
	8/11/2022	<5.0	**44.2**	<5.0	<5.0	<2.0	BRL
	11/16/2022	<5.0	**32.2**	<5.0	<5.0	<2.0	BRL
	CHANGE	NA		NA	NA	NA	

		PCE	TCE	cDCE	tDCE	VC	Other VOCs
IDEM RCG Residential TWSL's		**5**	**5**	**70**	**100**	**2**	**Varies**
IDEM RCG Residential VESL's		**110**	**9.1**	**NE**	**NE**	**2.1**	**Varies**
IDEM RCG Industrial VESL's		**470**	**38**	**NE**	**NE**	**35**	**Varies**
MW-15D	11/18/2020	<5.0	<5.0	**588**	**54.2**	<2.0	BRL
	08/13/2021	<5.0	<5.0	**618**	**42.5**	<2.0	BRL
	Remedial Injections - Fall 2021						
	03/16/2022	<5.0	<5.0	**82.6**	<5.0	<2.0	BRL
	6/9/2022	<5.0	<5.0	**60.1**	<5.0	<2.0	BRL
	8/11/2022	<5.0	<5.0	**58**	<5.0	<2.0	BRL
	11/16/2022	<5.0	<5.0	**41.9**	<5.0	<2.0	BRL
	CHANGE	NA	NA	↓	↓	NA	
MW-22	11/17/2020	**11.8**	**68.7**	<5.0	<5.0	<2.0	BRL
	08/13/2021	**11.1**	**66.7**	<5.0	<5.0	<2.0	BRL
	Remedial Injections - Fall 2021						
	03/15/2022	<5.0	<5.0	**6.5**	<5.0	<2.0	BRL
	6/8/2022	**5.8**	**38.1**	**131**	<5.0	**6.7**	BRL
	8/9/2022	<5.0	<5.0	**168**	<5.0	**36.1**	BRL
	11/17/2022	<5.0	<5.0	**51.7**	<5.0	**92.9**	BRL
	DUP3 11/17/22	<5.0	<5.0	**50.5**	<5.0	**88.2**	BRL
	CHANGE	↓	↓	↑	NA	↑	
MW-22D	11/17/2020	**10.5**	**32.8**	<5.0	<5.0	<2.0	BRL
	08/13/2021	**10.4**	**33**	<5.0	<5.0	<2.0	BRL
	Remedial Injections - Fall 2021						
	03/15/2022	**11.5**	**37.8**	**10.6**	<5.0	<2.0	BRL
	6/8/2022	**13.6**	**41.4**	**61.9**	<5.0	**2.9**	BRL
	8/9/2022	**10.9**	**36.3**	**103**	<5.0	**14.3**	BRL
	11/17/2022	**10.3**	**31**	**111**	<5.0	**37.9**	BRL
	CHANGE			↑	NA	↑	
MW-23	8/21/2017	**115**	**234**	<5.0	<5.0	<2.0	BRL
	3/11/2019	**15.7**	**21.9**	<5.0	<5.0	<2.0	BRL
	Remedial Injections - Fall 2021						
	03/15/2022	<5.0	<5.0	**731**	<5.0	**29.8**	BRL
	6/6/2022	<5.0	<5.0	**65.7**	<5.0	**3.0**	BRL
	8/9/2022	<5.0	<5.0	**192**	<5.0	**14.3**	BRL
	11/14/2022	<5.0	<5.0	**14.5**	<5.0	**4.7**	BRL
	CHANGE	↓	↓	↑	NA	↑	
MW-24	11/16/2020	**64.9**	**35.9**	<5.0	<5.0	<2.0	BRL
	08/18/2021	**94**	**79**	<5.0	<5.0	<2.0	BRL
	Remedial Injections - Fall 2021						
	03/17/2022	**52.3**	**41.2**	**59.1**	<5.0	<2.0	BRL
	6/7/2022	**95.0**	**51.1**	**110**	<5.0	<2.0	BRL
	8/8/2022	**86.1**	**25.1**	**193**	<5.0	<2.0	BRL
	11/15/2022	**41.0**	**6.2**	**37.5**	<5.0	**8.3**	BRL
	CHANGE	↓	↓	↑	NA	↑	
MW-26	11/17/2020	**27.9**	**47.6**	<5.0	<5.0	<2.0	BRL
	08/12/2021	**23.5**	**50.5**	<5.0	<5.0	<2.0	BRL
	Remedial Injections - Fall 2021						
	03/16/2022	<5.0	**8.1**	**11.1**	<5.0	**80.2**	BRL
	6/6/2022	**7.4**	**11.2**	<5.0	<5.0	**36.9**	BRL
	08/08/2022	**6.6**	**9.4**	<5.0	<5.0	**17.9**	
	11/15/2022	**9.3**	**11.8**	<5.0	<5.0	**8.1**	BRL
	CHANGE	↓	↓	NA	NA	↑	

		PCE	TCE	cDCE	tDCE	VC	Other VOCs
IDEM RCG Residential TWSL's		**5**	**5**	**70**	**100**	**2**	**Varies**
IDEM RCG Residential VESL's		**110**	**9.1**	**NE**	**NE**	**2.1**	**Varies**
IDEM RCG Industrial VESL's		**470**	**38**	**NE**	**NE**	**35**	**Varies**
MW 32 (Deep Well paired with MW-26)	3/11/2019	**16.1**	**37.9**	<5.0	<5.0	<2.0	BRL
	03/28/2019	**15.8**	**29.5**	<5.0	<5.0	<5.0	BRL
	11/16/2020	**7.6**	**7.8**	**8.2**	<5.0	<2.0	BRL
	08/12/2021	**6.2**	<5.0	<5.0	<5.0	<2.0	BRL
	Remedial Injections - Fall 2021						
	03/16/2022	**12.5**	**22.3**	**29.8**	<5.0	<2.0	BRL
	6/6/2022	**15.0**	**26.4**	**33.8**	<5.0	<2.0	BRL
	8/8/2022	**8.3**	**15.1**	**22.9**	<5.0	<2.0	BRL
	11/15/2022	**10.6**	**22.6**	**29.0**	<5.0	<2.0	BRL
	CHANGE			↑	NA	NA	
MW-29	3/27/2019	**6.8**	**40.6**	<5.0	<5.0	<2.0	BRL
	08/16/2021	**13.5**	**47.8**	<5.0	<5.0	<2.0	BRL
	Remedial Injections - Fall 2021						
	03/14/2022	<5.0	<5.0	**41.0**	<5.0	<2.0	BRL
	6/8/2022	<5.0	<5.0	**67.0**	<5.0	<2.0	BRL
	8/10/2022	<5.0	<5.0	**102**	<5.0	<2.0	BRL
	11/17/2022	<5.0	<5.0	**46.1**	<5.0	**13.8**	BRL
	CHANGE	↓	↓	↑	NA	↑	
MW-29D	11/17/2020	**7.4**	**75.9**	**90**	<5.0	<2.0	BRL
	08/16/2021	**13**	**122**	**47.5**	<5.0	<2.0	BRL
	Remedial Injections - Fall 2021						
	03/14/2022	**12.6**	**110**	**58.1**	<5.0	<2.0	BRL
	6/8/2022	**19.2**	**143**	**75.3**	<5.0	<2.0	BRL
	8/10/2022	**16.5**	**140**	**98.3**	<5.0	<2.0	BRL
	11/17/2022	**12.9**	**105**	**73.6**	<5.0	**7.9**	BRL
	CHANGE			↑	NA	↑	
MW-30	11/17/2020	**636**	**214**	<5.0	<5.0	<2.0	BRL
	08/16/2021	**526**	**245**	<5.0	<5.0	<2.0	BRL
	Remedial Injections - Fall 2021						
	03/15/2022	**178**	**143**	**1430**	**6.4**	**79.9**	BRL
	6/6/2022	**19.5**	**13.0**	**4500**	**38.2**	**112**	BRL
	8/9/2022	<5.0	<5.0	**298**	**11.4**	**102**	
	11/14/2022	<5.0	<5.0	**521**	**18.3**	**108**	BRL
	CHANGE	↓	↓	↑	↑	↑	
MW-33	11/17/2020	**28.4**	**56.6**	<5.0	<5.0	<2.0	BRL
	08/13/2021	**29.5**	**63.8**	<5.0	<5.0	<2.0	BRL
	Remedial Injections - Fall 2021						
	03/16/2022	**31.1**	**57.1**	**27.5**	<5.0	<2.0	BRL
	6/7/2022	**35.3**	**53.3**	**19.6**	<5.0	**6.7**	BRL
	8/9/2022	**26.4**	**41.1**	**14.3**	<5.0	**5.3**	
	11/16/2022	**27.2**	**38.5**	**8.6**	<5.0	<2.0	BRL
	CHANGE	↓	↓	↑	NA	NA	
MW-33D	11/17/2020	**24.6**	**68.6**	<5.0	<5.0	<2.0	BRL
	08/13/2021	**12.2**	**47.9**	<5.0	<5.0	<2.0	BRL
	Remedial Injections - Fall 2021						
	03/16/2022	**28.9**	**93.7**	**5.8**	<5.0	<2.0	BRL
	6/7/2022	**36.5**	**109**	**5.7**	<5.0	<2.0	BRL
	6/7/2022 DUP A	**35.8**	**107**	**5.6**	<5.0	<2.0	BRL
	8/9/2022	**30.0**	**97.3**	**9.8**	<5.0	<2.0	BRL
	11/16/2022	**19.3**	**46.7**	<5.0	<5.0	<2.0	BRL
	CHANGE			↓	NA	NA	

		PCE	TCE	cDCE	tDCE	VC	Other VOCs
IDEM RCG Residential TWSL's		**5**	**5**	**70**	**100**	**2**	**Varies**
IDEM RCG Residential VESL's		**110**	**9.1**	**NE**	**NE**	**2.1**	**Varies**
IDEM RCG Industrial VESL's		**470**	**38**	**NE**	**NE**	**35**	**Varies**
MW-36	03/05/2021	**9.2**	**38.4**	<5.0	<5.0	<2.0	BRL
	08/18/2021	<5.0	**12.2**	<5.0	<5.0	<2.0	BRL
	Remedial Injections - Fall 2021						
	03/17/2022	**26.1**	**80.6**	<5.0	<5.0	<2.0	BRL
	6/9/2022	**19.6**	**52.9**	<5.0	<5.0	<2.0	BRL
	8/8/2022	**8.9**	**23.5**	<5.0	<5.0	<2.0	BRL
	11/15/2022	<5.0	<5.0	<5.0	<5.0	<2.0	BRL
	CHANGE	↓	↓	NA	NA	NA	
MW-37	03/05/2021	**17.8**	**12.6**	<5.0	<5.0	<2.0	BRL
	08/16/2021	**22.5**	**23.9**	<5.0	<5.0	<2.0	BRL
	Remedial Injections - Fall 2021						
	03/16/2022	**26.3**	**38.5**	<5.0	<5.0	<2.0	BRL
	6/6/2022	**32.7**	**35.8**	<5.0	<5.0	<2.0	BRL
	6/6/2022 DUP B	**32.5**	**36.1**	<5.0	<5.0	<2.0	BRL
	8/8/2022	**22.4**	**23.3**	<5.0	<5.0	<2.0	BRL
	11/15/2022	**26.9**	**16**	<5.0	<5.0	<2.0	BRL
	CHANGE			NA	NA	NA	
MW-39	03/04/2021	**14.4**	**36.7**	<5.0	<5.0	**4.7**	BRL
	08/13/2021	**10.3**	**43.3**	<5.0	<5.0	<2.0	BRL
	Remedial Injections - Fall 2021						
	03/16/2022	**21.5**	**50.9**	<5.0	<5.0	**3.5**	BRL
	6/6/2022	**30.0**	**63.7**	<5.0	<5.0	**3.7**	BRL
	8/8/2022	**13.2**	**10.9**	<5.0	<5.0	**10.1**	BRL
	11/17/2022	Well obstructed and could not be sampled					
	CHANGE		↓	NA	NA	↑	
MW-40	03/03/2021	<5.0	**159**	**296**	**405**	**2.2**	BRL
	08/16/2021	<5.0	**193**	**160**	**187**	<2.0	BRL
	Remedial Injections - Fall 2021						
	03/16/2022	<5.0	**197**	**65.8**	**66.2**	<2.0	BRL
	6/7/2022	<5.0	**212**	**50.9**	**44.6**	<2.0	BRL
	8/10/2022	<5.0	**182**	**88.5**	**82.4**	<2.0	BRL
	11/16/2022	<5.0	**163**	**125**	**142**	<2.0	BRL
	CHANGE	NA		↓	↓	NA	
MW-41	03/03/2021	<5.0	**304**	**5.3**	<5.0	**3.5**	BRL
	08/13/2021	<5.0	**250**	<5.0	<5.0	<2.0	BRL
	Remedial Injections - Fall 2021						
	03/14/2022	<5.0	**139**	**178**	<5.0	**2.9**	BRL
	6/8/2022	<5.0	**163**	**84.1**	<5.0	**2.8**	BRL
	8/10/2021	<5.0	**243**	**90.4**	<5.0	**3.9**	BRL
	11/17/2022	<5.0	**220**	**82.3**	<5.0	**4.5**	BRL
	CHANGE	NA		↑	NA		
MW-41D	03/03/2021	<5.0	**248**	**6.6**	<5.0	<2.0	BRL
	08/13/2021	<5.0	**236**	**9.7**	<5.0	<2.0	BRL
	Remedial Injections - Fall 2021						
	03/17/2022	<5.0	<5.0	**435**	<5.0	**3.3**	BRL
	6/8/2022	<5.0	<5.0	**299**	<5.0	**24.7**	BRL
	8/10/2022	<5.0	<5.0	**13.9**	<5.0	**7.4**	BRL
	11/17/2022	<5.0	<5.0	<5.0	<5.0	<2.0	BRL
	CHANGE	NA	↓	↓	NA	NA	

		PCE	TCE	cDCE	tDCE	VC	Other VOCs
IDEM RCG Residential TWSL's		**5**	**5**	**70**	**100**	**2**	**Varies**
IDEM RCG Residential VESL's		**110**	**9.1**	**NE**	**NE**	**2.1**	**Varies**
IDEM RCG Industrial VESL's		**470**	**38**	**NE**	**NE**	**35**	**Varies**
MW-42	03/05/2021	<5.0	**131**	<5.0	<5.0	<2.0	BRL
	08/16/2021	<5.0	**201**	<5.0	<5.0	<2.0	BRL
	Remedial Injections - Fall 2021						
	03/15/2022	<5.0	**84.0**	<5.0	<5.0	<2.0	BRL
	6/9/2022	<5.0	**187**	<5.0	<5.0	<2.0	BRL
	8/10/2022	<5.0	**204**	<5.0	<5.0	<2.0	BRL
	11/18/2022	<5.0	**252**	<5.0	<5.0	<2.0	BRL
	CHANGE	NA	↑	NA	NA	NA	
MW-42D	03/05/2021	<5.0	**48.8**	**369**	**26.4**	<2.0	BRL
	08/16/2021	<5.0	**71.7**	**231**	**14.4**	<2.0	BRL
	Remedial Injections - Fall 2021						
	03/15/2022	<5.0	**132**	**171**	**13.6**	<2.0	BRL
	6/9/2022	<5.0	**111**	**312**	**27**	<2.0	BRL
	8/10/2022	<5.0	**122**	**365**	**31.2**	<2.0	BRL
	11/18/2022	<5.0	**95.6**	**298**	**22.0**	<2.0	BRL
	CHANGE	NA	↑			NA	
MW-43	03/04/2021	<5.0	<5.0	<5.0	<5.0	<2.0	BRL
	08/12/2021	<5.0	<5.0	<5.0	<5.0	<2.0	BRL
	Remedial Injections - Fall 2021						
	03/16/2022	<5.0	<5.0	<5.0	<5.0	<2.0	BRL
	6/9/2022	<5.0	<5.0	<5.0	<5.0	<2.0	BRL
	8/11/2022	<5.0	<5.0	<5.0	<5.0	<2.0	BRL
	11/16/2022	<5.0	<5.0	<5.0	<5.0	<2.0	BRL
	CHANGE	NA	NA	NA	NA	NA	
MW-43D	03/04/2021	<5.0	<5.0	**10.7**	<5.0	<2.0	BRL
	08/12/2021	<5.0	**7.9**	**10**	<5.0	<2.0	BRL
	Remedial Injections - Fall 2021						
	03/16/2022	<5.0	<5.0	<5.0	<5.0	<2.0	BRL
	6/9/2022	<5.0	<5.0	<5.0	<5.0	<2.0	BRL
	8/11/2022	<5.0	<5.0	<5.0	<5.0	<2.0	BRL
	11/16/2022	<5.0	<5.0	<5.0	<5.0	<2.0	BRL
	CHANGE	NA	↓	↓	NA	NA	
MW-46I	03/02/2021	<5.0	**29.7**	**40.5**	<5.0	<2.0	BRL
	08/17/2021	<5.0	**31.2**	**45.3**	<5.0	<2.0	BRL
	Remedial Injections - Winter 2022						
	3/15/2022	NS	NS	NS	NS	NS	NS
	6/8/2022	<5.0	**29.8**	**46.3**	**5.0**	<2.0	BRL
	8/11/2022	<5.0	<5.0	**84.5**	<5.0	**8.1**	
	11/22/2022	<5.0	<5.0	**74.4**	<5.0	**31.5**	BRL
	CHANGE	NA	↓	↑	NA	↑	
Semi-Annual Wells							
MW-25	11/16/2020	<5.0	<5.0	<5.0	<5.0	<2.0	BRL
	08/18/2021	<5.0	**5.1**	<5.0	<5.0	<2.0	BRL
	6/6/2022	<5.0	<5.0	<5.0	<5.0	<2.0	BRL
	11/15/2022	<5.0	<5.0	<5.0	<5.0	<2.0	BRL
	CHANGE	NA	↓	NA	NA	NA	
MW-31 (Deep well paired with MW-30)	11/17/2020	**13.3**	<5.0	<5.0	<5.0	<2.0	BRL
	08/16/2021	<5.0	<5.0	<5.0	<5.0	<2.0	BRL
	Remedial Injections - Fall 2021						
	6/6/2022	<5.0	<5.0	<5.0	**5.5**	<2.0	BRL
	11/14/2022	<5.0	<5.0	**6.8**	<5.0	<2.0	BRL
	CHANGE	↓	NA	NA	NA	NA	

		PCE	TCE	cDCE	tDCE	VC	Other VOCs
IDEM RCG Residential TWSL's		**5**	**5**	**70**	**100**	**2**	**Varies**
IDEM RCG Residential VESL's		**110**	**9.1**	**NE**	**NE**	**2.1**	**Varies**
IDEM RCG Industrial VESL's		**470**	**38**	**NE**	**NE**	**35**	**Varies**
MW-40D	03/03/2021	<5.0	<5.0	**6.6**	**5.4**	<2.0	BRL
	08/16/2021	<5.0	<5.0	**6.1**	<5.0	<2.0	BRL
	Remedial Injections - Fall 2021						
	6/7/2022	<5.0	<5.0	<5.0	<5.0	<2.0	BRL
	11/16/2022	<5.0	<5.0	<5.0	<5.0	<2.0	BRL
	CHANGE	NA	NA	↓	↓	NA	
Annual Wells							
MW-10	3/11/2019	<5.0	<5.0	<5.0	<5.0	<2.0	BRL
	11/16/2020	<5.0	<5.0	<5.0	<5.0	<2.0	BRL
	Remedial Injections - Fall 2021						
	11/16/2022	<5.0	<5.0	<5.0	<5.0	<2.0	BRL
	CHANGE	NA	NA	NA	NA	NA	
MW-11D	3/29/2019	<5.0	<5.0	<5.0	<5.0	<2.0	BRL
	11/17/2020	<5.0	<2.0	<5.0	<5.0	<2.0	BRL
	Remedial Injections - Fall 2021						
	11/15/2022	<5.0	<5.0	<5.0	<5.0	<2.0	BRL
	CHANGE	NA	NA	NA	NA	NA	
MW-13	8/21/2017	< 5.0	< 5.0	< 5.0	< 5.0	< 2.0	BRL
	11/17/2020	<5.0	<5.0	<5.0	<5.0	<2.0	BRL
	Remedial Injections - Fall 2021						
	11/15/2022	<5.0	<5.0	<5.0	<5.0	<2.0	BRL
	DUP1 11/15/2022	<5.0	<5.0	<5.0	<5.0	<2.0	BRL
	CHANGE	NA	NA	NA	NA	NA	
MW-16	3/6/2019	<5.0	<5.0	<5.0	<5.0	<2.0	BRL
	11/18/2020	<5.0	<5.0	<5.0	<5.0	<2.0	BRL
	Remedial Injections - Fall 2021						
	11/16/2022	<5.0	<5.0	<5.0	<5.0	<2.0	BRL
	CHANGE	NA	NA	NA	NA	NA	
MW-17	3/7/2014	< 5.0	< 5.0	< 5.0	< 5.0	< 2.0	BRL
	3/6/2019	<5.0	<5.0	<5.0	<5.0	<2.0	BRL
	Remedial Injections - Fall 2021						
	11/16/2022	<5.0	<5.0	<5.0	<5.0	<2.0	BRL
	CHANGE	NA	NA	NA	NA	NA	
MW-18	3/3/2014	<5.0	<5.0	<5.0	<5.0	<2.0	BRL
	Well Destroyed 2021						
MW-19	3/3/2014	<5.0	<5.0	<5.0	<5.0	<2.0	BRL
	3/12/2019	<5.0	<5.0	<5.0	<5.0	<2.0	BRL
	Well Destroyed 2021						
MW-20	3/12/2019	<5.0	<5.0	<5.0	<5.0	<2.0	BRL
	11/16/2020	<5.0	<5.0	<5.0	<5.0	<2.0	BRL
	Remedial Injections - Fall 2021						
	11/15/2022	<5.0	<5.0	<5.0	<5.0	<2.0	BRL
	CHANGE	NA	NA	NA	NA	NA	
MW-21	3/12/2019	<5.0	<5.0	<5.0	<5.0	<2.0	BRL
	11/16/2020	<5.0	<5.0	<5.0	<5.0	<2.0	BRL
	Remedial Injections - Fall 2021						
	11/15/2022	<5.0	<5.0	<5.0	<5.0	<2.0	BRL
	CHANGE	NA	NA	NA	NA	NA	
MW-27	3/11/2019	< 5.0	< 5.0	< 5.0	< 5.0	< 2.0	BRL
	11/16/2020	<5.0	<5.0	<5.0	<5.0	<2.0	BRL
	Remedial Injections - Fall 2021						
	11/15/2022	<5.0	<5.0	<5.0	<5.0	<2.0	BRL
	CHANGE	NA	NA	NA	NA	NA	

		PCE	TCE	cDCE	tDCE	VC	Other VOCs
IDEM RCG Residential TWSL's		**5**	**5**	**70**	**100**	**2**	**Varies**
IDEM RCG Residential VESL's		**110**	**9.1**	**NE**	**NE**	**2.1**	**Varies**
IDEM RCG Industrial VESL's		**470**	**38**	**NE**	**NE**	**35**	**Varies**
MW-28	11/18/2020	<5.0	<5.0	**56.8**	<5.0	<2.0	BRL
	08/16/2021	<5.0	<5.0	**57.8**	**7.4**	<2.0	BRL
	Remedial Injections - Fall 2021						
	11/16/2022	<5.0	<5.0	**43.8**	<5.0	<2.0	BRL
	CHANGE	NA	NA	↓	↓	NA	
MW-34	03/04/2021	<5.0	<5.0	<5.0	<5.0	<2.0	BRL
	8/13/2021	<5.0	<5.0	<5.0	<5.0	<2.0	BRL
	Remedial Injections - Fall 2021						
	11/17/2022	<5.0	<5.0	<5.0	<5.0	<2.0	BRL
	CHANGE	NA	NA	NA	NA	NA	
MW-34D	03/04/2021	<5.0	<5.0	<5.0	<5.0	<2.0	BRL
	8/13/2021	<5.0	<5.0	<5.0	<5.0	<2.0	BRL
	Remedial Injections - Fall 2021						
	11/17/2022	<5.0	<5.0	<5.0	<5.0	<2.0	BRL
	CHANGE	NA	NA	NA	NA	NA	
MW-35	8/13/2021	<5.0	<5.0	<5.0	<5.0	<2.0	BRL
	8/13/2021	<5.0	<5.0	<5.0	<5.0	<2.0	BRL
	Remedial Injections - Fall 2021						
	11/15/2022	<5.0	<5.0	<5.0	<5.0	<2.0	BRL
	CHANGE	NA	NA	NA	NA	NA	
MW-35D	03/04/2021	<5.0	<5.0	<5.0	<5.0	<2.0	BRL
	8/13/2021	<5.0	<5.0	<5.0	<5.0	<2.0	BRL
	Remedial Injections - Fall 2021						
	11/15/2022	<5.0	<5.0	<5.0	<5.0	<2.0	BRL
	CHANGE	NA	NA	NA	NA	NA	
MW-36D	03/05/2021	<5.0	<5.0	<5.0	<5.0	<2.0	BRL
	08/18/2021	<5.0	<5.0	<5.0	<5.0	<2.0	BRL
	Remedial Injections - Fall 2021						
	11/15/2022	<5.0	<5.0	<5.0	<5.0	<2.0	BRL
	CHANGE	NA	NA	NA	NA	NA	
MW-37D	03/05/2021	<5.0	<5.0	<5.0	<5.0	<2.0	BRL
	08/16/2021	<5.0	<5.0	<5.0	<5.0	<2.0	BRL
	Remedial Injections - Fall 2021						
	11/15/2022	<5.0	<5.0	<5.0	<5.0	<2.0	BRL
	CHANGE	NA	NA	NA	NA	NA	
MW-38	03/04/2021	**35**	**27.1**	<5.0	<5.0	<2.0	BRL
	08/12/2021	**37.5**	**46.3**	<5.0	<5.0	<2.0	BRL
	Remedial Injections - Fall 2021						
	11/15/2022	**55.9**	**25.5**	<5.0	<5.0	<2.0	BRL
	CHANGE	↑	↓	NA	NA	NA	
MW-38D	03/04/2021	**13.2**	**99.7**	<5.0	<5.0	<2.0	BRL
	08/12/2021	**23.1**	**141**	<5.0	<5.0	<2.0	BRL
	Remedial Injections - Fall 2021						
	11/15/2022	**23.9**	**91.3**	<5.0	<5.0	<2.0	BRL
	CHANGE		↓	NA	NA	NA	
MW-39D	03/04/2021	<5.0	<5.0	<5.0	<5.0	<2.0	BRL
	08/13/2021	<5.0	<5.0	**23.8**	<5.0	<2.0	BRL
	Remedial Injections - Fall 2021						
	11/17/2022	<5.0	<5.0	**10.1**	<5.0	<2.0	BRL
	CHANGE	NA	NA	↓	NA	NA	

		PCE	TCE	cDCE	tDCE	VC	Other VOCs
IDEM RCG Residential TWSL's		**5**	**5**	**70**	**100**	**2**	**Varies**
IDEM RCG Residential VESL's		**110**	**9.1**	**NE**	**NE**	**2.1**	**Varies**
IDEM RCG Industrial VESL's		**470**	**38**	**NE**	**NE**	**35**	**Varies**
MW-44	03/04/2021	<5.0	<5.0	<5.0	<5.0	<2.0	BRL
	08/12/2021	<5.0	<5.0	<5.0	<5.0	<2.0	BRL
	Remedial Injections - Fall 2021						
	11/15/2022	<5.0	<5.0	<5.0	<5.0	<2.0	BRL
	CHANGE	NA	NA	NA	NA	NA	
MW-44D	03/04/2021	<5.0	<5.0	<5.0	<5.0	<2.0	BRL
	08/12/2021	<5.0	<5.0	<5.0	<5.0	<2.0	BRL
	Remedial Injections - Fall 2021						
	11/15/2022	<5.0	<5.0	<5.0	<5.0	<2.0	BRL
	CHANGE	NA	NA	NA	NA	NA	
MW-45	03/03/2021	<5.0	<5.0	<5.0	<5.0	<2.0	BRL
	08/12/2021	<5.0	<5.0	<5.0	<5.0	<2.0	BRL
	Remedial Injections - Fall 2021						
	11/17/2022	<5.0	<5.0	<5.0	<5.0	<2.0	BRL
	CHANGE	NA	NA	NA	NA	NA	
MW-45D	03/03/2021	<5.0	<5.0	<5.0	<5.0	<2.0	BRL
	08/12/2021	<5.0	<5.0	<5.0	<5.0	<2.0	BRL
	Remedial Injections - Fall 2021						
	11/21/2022	<5.0	<5.0	<5.0	<5.0	<2.0	BRL
	CHANGE	NA	NA	NA	NA	NA	
MW-46	03/02/2021	<5.0	<5.0	<5.0	<5.0	<2.0	BRL
	08/13/2021	<5.0	<5.0	<5.0	<5.0	<2.0	BRL
	Remedial Injections - Winter 2022						
	11/22/2022	<5.0	<5.0	<5.0	<5.0	<2.0	BRL
	CHANGE	NA	NA	NA	NA	NA	
MW-46D	03/02/2021	<5.0	<5.0	**9.3**	<5.0	<2.0	BRL
	08/13/2021	<5.0	<5.0	**10**	<5.0	<2.0	BRL
	Remedial Injections - Winter 2022						
	11/22/2022	<5.0	<5.0	<5.0	<5.0	<2.0	BRL
	CHANGE	NA	NA	↓	NA	NA	
MW-47	03/02/2021	<5.0	<5.0	<5.0	<5.0	<2.0	BRL
	08/13/2021	<5.0	<5.0	<5.0	<5.0	<2.0	BRL
	Remedial Injections - Winter 2022						
	11/21/2022	<5.0	<5.0	<5.0	<5.0	<2.0	BRL
	CHANGE	NA	NA	NA	NA	NA	
MW-47I	03/02/2021	<5.0	<5.0	**6.7**	<5.0	<2.0	BRL
	08/17/2021	<5.0	<5.0	**34.1**	<5.0	<2.0	BRL
	Remedial Injections - Winter 2022						
	11/21/2022	<5.0	<5.0	**26.4**	<5.0	<2.0	BRL
	CHANGE	NA	NA		NA	NA	
MW-47D	03/02/2021	<5.0	<5.0	<5.0	<5.0	<2.0	BRL
	08/13/2021	<5.0	<5.0	<5.0	<5.0	<2.0	BRL
	Remedial Injections - Winter 2022						
	11/21/2022	<5.0	<5.0	<5.0	<5.0	<2.0	BRL
	CHANGE	NA	NA	NA	NA	NA	
MW-48	03/02/2021	<5.0	<5.0	<5.0	<5.0	<2.0	BRL
	08/16/2021	<5.0	<5.0	<5.0	<5.0	<2.0	BRL
	Remedial Injections - Winter 2022						
	11/21/2022	<5.0	<5.0	<5.0	<5.0	<2.0	BRL
	CHANGE	NA	NA	NA	NA	NA	

		PCE	TCE	cDCE	tDCE	VC	Other VOCs
IDEM RCG Residential TWSL's		**5**	**5**	**70**	**100**	**2**	**Varies**
IDEM RCG Residential VESL's		**110**	**9.1**	**NE**	**NE**	**2.1**	**Varies**
IDEM RCG Industrial VESL's		**470**	**38**	**NE**	**NE**	**35**	**Varies**
MW-48D	03/02/2021	<5.0	<5.0	<5.0	<5.0	<2.0	BRL
	08/16/2021	<5.0	<5.0	<5.0	<5.0	<2.0	BRL
	Remedial Injections - Winter 2022						
	11/21/2022	<5.0	<5.0	<5.0	<5.0	<2.0	BRL
	DUP4 11/21/2022	<5.0	<5.0	<5.0	<5.0	<2.0	BRL
	CHANGE	NA	NA	NA	NA	NA	
MW-49	03/03/2021	<5.0	<5.0	<5.0	<5.0	<2.0	BRL
	08/16/2021	NS	NS	NS	NS	NS	BRL
	Remedial Injections - Fall 2021						
	11/21/2022	<5.0	<5.0	<5.0	<5.0	<2.0	BRL
	CHANGE	NA	NA	NA	NA	NA	
MW-49D	11/19/2020	<5.0	<5.0	<5.0	<5.0	<2.0	BRL
	03/03/2021	<5.0	<5.0	<5.0	<5.0	<2.0	BRL
	Remedial Injections - Fall 2021						
	11/21/2022	<5.0	<5.0	<5.0	<5.0	<2.0	BRL
	CHANGE	NA	NA	NA	NA	NA	
MW-50	08/17/2021	<5.0	<5.0	<5.0	<5.0	<2.0	BRL
	Remedial Injections - Fall 2021						
	11/16/2022	<5.0	<5.0	<5.0	<5.0	<2.0	BRL
	CHANGE	NA	NA	NA	NA	NA	
MW-50D	08/17/2021	<5.0	<5.0	<5.0	<5.0	<2.0	BRL
	Remedial Injections - Fall 2021						
	11/16/2022	<5.0	<5.0	<5.0	<5.0	<2.0	BRL
	CHANGE	NA	NA	NA	NA	NA	
MW-51	08/17/2021	<5.0	<5.0	<5.0	<5.0	<2.0	BRL
	Remedial Injections - Fall 2021						
	11/16/2022	<5.0	<5.0	<5.0	<5.0	<2.0	BRL
	CHANGE	NA	NA	NA	NA	NA	
MW-52	08/16/2021	<5.0	**20.5**	**124**	**191**	<2.0	BRL
	Remedial Injections - Fall 2021						
	11/16/2022	<5.0	**49.2**	**265**	**469**	**2.3**	BRL
	CHANGE	NA	↑	↑	↑	↑	
MW-52D	08/16/2021	<5.0	**5.5**	**129**	**221**	<2.0	BRL
	Remedial Injections - Fall 2021						
	11/16/222	<5.0	<5.0	**76.6**	**80.5**	<2.0	BRL
	CHANGE	NA	↓	↓	↓	NA	

Notes

↓	= Decrease since injections
↓	= Decreased to BRL since injections
	= No distinct trend since injections
↑	= Increase since injections
BOLD	= Constituent detected above Laboratory Reporting Limit
BOLD	= Constituent detected above IDEM RCG Residential TWSL's
BOLD	= Constituent detected above IDEM RCG Residential VESL's
BOLD	= Constituent detected above IDEM RCG Industrial VESL's

NE = No Screening Level Established
NS = Not Sampled
BRL = Below Laboratory Reporting Limit
NA = Not Applicable

TABLE 5
4Q2022 OFF-SITE GROUNDWATER ANALYTICAL RESULTS AND POST-INJECTION TRENDS
HRID / Former Houghland Tomato Cannery Property
Franklin, Indiana

		PCE	TCE	cDCE	tDCE	VC	Other VOCs
IDEM RCG Residential TWSL's		**5**	**5**	**70**	**100**	**2**	**Varies**
IDEM RCG Residential VESL's		**110**	**9.1**	**NE**	**NE**	**2.1**	**Varies**
IDEM RCG Industrial VESL's		**470**	**38**	**NE**	**NE**	**35**	**Varies**
Sample ID	**Date**	**Analytical Results in micrograms per liter (ug/L)**					
MW-46I	03/02/2021	<5.0	**29.7**	**40.5**	<5.0	<2.0	BRL
	08/17/2021	<5.0	**31.2**	**45.3**	<5.0	<2.0	BRL
	Remedial Injections - Winter 2022						
	3/15/2022	NS	NS	NS	NS	NS	NS
	6/8/2022	<5.0	**29.8**	**46.3**	**5.0**	<2.0	BRL
	8/11/2022	<5.0	<5.0	**84.5**	<5.0	**8.1**	
	11/22/2022	<5.0	<5.0	**74.4**	<5.0	**31.5**	BRL
	CHANGE	NA	↓	↑	NA	↑	
MW-53S (former TMW-1)	02/06/2019	<5.0	**11.2**	<5.0	<5.0	<2.0	BRL
	03/26/2019	<5.0	**7**	<5.0	<5.0	<2.0	BRL
	11/16/2020	Well Abandoned. New well installed 11/8/2022					
	Remedial Injections - Spring 2022						
	11/17/2022	<5.0	**6.3**	<5.0	<5.0	<2.0	BRL
	CHANGE	NA	↓	NA	NA	NA	
MW-53D (former TMW-1D)	02/06/2019	<5.0	**24.2**	**510**	**41.6**	<2.0	BRL
	03/26/2019	<5.0	**11.9**	**829**	**41**	<2.0	BRL
	11/16/2020	Well Abandoned. New well installed 11/9/2022					
	Remedial Injections - Spring 2022						
	11/17/2022	<5.0	**8.9**	**155**	**15.6**	<2.0	BRL
	CHANGE	NA	↓	↓	↓	NA	
MW-54S (former TMW-2)	02/06/2019	<5.0	**94.1**	<5.0	<5.0	<2.0	BRL
	03/26/2019	<5.0	**73.7**	<5.0	<5.0	<2.0	BRL
	11/16/2020	Well Abandoned. New well installed 11/8/2022					
	Remedial Injections - Spring 2022						
	11/17/2022	<5.0	**29**	<5.0	<5.0	<2.0	BRL
	CHANGE	NA	↓	NA	NA	NA	
MW-54D (former TMW-2D)	02/06/2019	<5.0	**15.9**	**550**	**43.4**	<2.0	BRL
	03/26/2019	<5.0	**13.7**	**683**	**49.6**	**2.3**	BRL
	11/16/2020	Well Abandoned. New well installed 11/9/2022					
	Remedial Injections - Spring 2022						
	11/17/2022	<5.0	<5.0	**500**	**34.4**	**5.1**	BRL
	CHANGE	NA	↓	↓	↓	↑	
MW-55S (former TMW-3)	02/06/2019	<5.0	**30.4**	<5.0	<5.0	<2.0	BRL
	03/26/2019	<5.0	**25.2**	<5.0	<5.0	<2.0	BRL
	11/16/2020	Well Abandoned. New well installed 11/8/2022					
	Remedial Injections - Spring 2022						
	11/17/2022	<5.0	**51.5**	<5.0	<5.0	<2.0	BRL
	CHANGE	NA	↑	NA	NA	NA	
MW-55D (former TMW-3D)	02/06/2019	<5.0	**383**	**1060**	**87.5**	<2.0	BRL
	03/26/2019	<5.0	**288**	**904**	**78.4**	<2.0	BRL
	11/16/2020	Well Abandoned. New well installed 11/9/2022					
	Remedial Injections - Spring 2022						
	11/17/2022	<5.0	**20.5**	**121**	<5.0	**58.4**	BRL
	CHANGE	NA	↓	↓	↓	↑	

		PCE	TCE	cDCE	tDCE	VC	Other VOCs
IDEM RCG Residential TWSL's		**5**	**5**	**70**	**100**	**2**	**Varies**
IDEM RCG Residential VESL's		**110**	**9.1**	**NE**	**NE**	**2.1**	**Varies**
IDEM RCG Industrial VESL's		**470**	**38**	**NE**	**NE**	**35**	**Varies**
MW-56S (former TMW-4)	02/07/2019	<5.0	<5.0	<5.0	<5.0	<2.0	BRL
	03/26/2019	<5.0	<5.0	<5.0	<5.0	<2.0	BRL
	11/16/2020	Well Abandoned. New well installed 11/8/2022					
	Remedial Injections - Spring 2022						
	11/17/2022	<5.0	<5.0	<5.0	<5.0	<2.0	BRL
	CHANGE	NA	NA	NA	NA	NA	
MW-56D (former TMW-4D)	02/07/2019	<5.0	**9.1**	**437**	**14.5**	<2.0	BRL
	03/26/2019	<5.0	**10.9**	**395**	<5.0	<2.0	BRL
	11/16/2020	Well Abandoned. New well installed 11/9/2022					
	Remedial Injections - Spring 2022						
	11/17/2022	<5.0	<5.0	**47.9**	<5.0	<2.0	BRL
	CHANGE	NA	↓	↓	↓	NA	
MW-57S (former TMW-5)	02/08/2019	<5.0	**479**	<5.0	<5.0	<2.0	BRL
	03/26/2019	<5.0	**244**	<5.0	<5.0	<2.0	BRL
	11/16/2020	Well Abandoned. New well installed 11/8/2022					
	Remedial Injections - Spring 2022						
	11/17/2022	<5.0	**612**	<5.0	<5.0	<2.0	BRL
	CHANGE	NA	↑	NA	NA	NA	
MW-57D (former TMW-5D)	02/08/2019	<5.0	**528**	**1560**	**139**	<2.0	BRL
	03/26/2019	<5.0	**500**	**1220**	**112**	<2.0	BRL
	11/16/2020	Well Abandoned. New well installed 11/10/2022					
	Remedial Injections - Spring 2022						
	11/17/2022	<5.0	**71.1**	**1660**	**84.9**	<2.0	BRL
	CHANGE	NA	↓	↑	↓	NA	
MW-58S (former TMW-6)	02/08/2019	<5.0	**14.7**	**24.4**	<5.0	<2.0	BRL
	03/27/2019	<5.0	<5.0	<5.0	<5.0	<2.0	BRL
	11/16/2020	Well Abandoned. New well installed 11/8/2022					
	Remedial Injections - Spring 2022						
	11/17/2022	<5.0	<5.0	<5.0	<5.0	<2.0	BRL
	CHANGE	NA	↓	↓	NA	NA	
MW-58D (former TMW-6D)	02/08/2019	<5.0	<5.0	**8.3**	<5.0	<2.0	BRL
	03/27/2019	<5.0	<5.0	<5.0	<5.0	<2.0	BRL
	11/16/2020	Well Abandoned. New well installed 11/8/2022					
	Remedial Injections - Spring 2022						
	11/17/2022	<5.0	<5.0	**287**	**9.2**	**2100**	BRL
	CHANGE	NA	NA	↑	↑	↑	
MW-59D (former TMW-8D)	11/05/2021	<5.0	<5.0	**41.2**	<5.0	<2.0	BRL
	12/02/2021	<5.0	<5.0	**35.2**	<5.0	<2.0	BRL
	Remedial Injections - Spring 2022						
	11/17/2022	NS	NS	NS	NS	NS	NS
	CHANGE	NA	NA	NA	NA	NA	
MW-60S (former TMW-9S)	11/04/2021	<5.0	<5.0	<5.0	<5.0	<2.0	BRL
	12/02/2021	<5.0	<5.0	**19.9**	<5.0	<2.0	BRL
	Remedial Injections - Spring 2022						
	11/17/2022	NS	NS	NS	NS	NS	NS
	CHANGE	NA	NA	NA	NA	NA	
MW-60I (former TMW-9I)	11/04/2021	<5.0	**240**	**150**	**15.5**	<2.0	BRL
	12/02/2021	<5.0	**175**	**213**	**16.9**	<2.0	BRL
	Remedial Injections - Spring 2022						
	11/17/2022	NS	NS	NS	NS	NS	NS
	CHANGE	NA	NA	NA	NA	NA	

		PCE	TCE	cDCE	tDCE	VC	Other VOCs
IDEM RCG Residential TWSL's		**5**	**5**	**70**	**100**	**2**	**Varies**
IDEM RCG Residential VESL's		**110**	**9.1**	**NE**	**NE**	**2.1**	**Varies**
IDEM RCG Industrial VESL's		**470**	**38**	**NE**	**NE**	**35**	**Varies**
MW-60D (former TMW-9D)	11/04/2021	<5.0	**27.7**	**1110**	**202**	<2.0	BRL
	12/02/2021	<5.0	**19.9**	**1430**	**208**	<2.0	BRL
	Remedial Injections - Spring 2022						
	11/17/2022	NS	NS	NS	NS	NS	NS
	CHANGE	NA	NA	NA	NA	NA	
MW-61I (former TMW-10I)	11/04/2021	<5.0	<5.0	**33.0**	<5.0	<2.0	BRL
	12/02/2021	<5.0	<5.0	**23.7**	<5.0	<2.0	BRL
	Remedial Injections - Spring 2022						
	11/17/2022	NS	NS	NS	NS	NS	NS
	CHANGE	NA	NA	NA	NA	NA	
MW-61D (former TMW-10D)	11/05/2021	<5.0	<5.0	**6.4**	<5.0	<2.0	BRL
	12/02/2021	<5.0	<5.0	**7.3**	<5.0	<2.0	BRL
	Remedial Injections - Spring 2022						
	11/17/2022	NS	NS	NS	NS	NS	NS
	CHANGE	NA	NA	NA	NA	NA	
MW-62I (former TMW-12I)	12/01/2021	<5.0	**277**	**774**	**62.8**	<2.0	BRL
	Remedial Injections - Spring 2022						
	11/17/2022	NS	NS	NS	NS	NS	NS
	CHANGE	NA	NA	NA	NA	NA	
MW-62D (former TMW-12D)	11/05/2021	<5.0	<5.0	**517**	**33.4**	<2.0	BRL
	12/01/2021	<5.0	<5.0	**704**	**30.9**	**3.1**	BRL
	Remedial Injections - Spring 2022						
	11/17/2022	NS	NS	NS	NS	NS	NS
	CHANGE	NA	NA	NA	NA	NA	
MW-63I (former TMW-13I)	11/04/2021	<5.0	<5.0	<5.0	<5.0	<2.0	BRL
	12/01/2021	<5.0	<5.0	<5.0	<5.0	<2.0	BRL
	Remedial Injections - Spring 2022						
	11/17/2022	NS	NS	NS	NS	NS	NS
	CHANGE	NA	NA	NA	NA	NA	
MW-63D (former TMW-13D)	11/04/2021	<5.0	<5.0	<5.0	<5.0	<2.0	BRL
	12/01/2021	<5.0	<5.0	<5.0	<5.0	<2.0	BRL
	Remedial Injections - Spring 2022						
	11/17/2022	NS	NS	NS	NS	NS	NS
	CHANGE	NA	NA	NA	NA	NA	
MW-64I	11/22/2022	<5.0	**101**	**745**	**74.9**	<2.0	BRL
	CHANGE	NA	NA	NA	NA	NA	
MW-64D	11/22/2022	<5.0	<5.0	<5.0	<5.0	<2.0	BRL
	CHANGE	NA	NA	NA	NA	NA	

Notes

↓	= Decrease since injections
↓	= Decreased to BRL since injections
	= No distinct trend since injections
↑	= Increase since injections
BOLD	= Constituent detected above Laboratory Reporting Limit
BOLD	= Constituent detected above IDEM RCG Residential TWSL's
BOLD	= Constituent detected above IDEM RCG Residential VESL's
BOLD	= Constituent detected above IDEM RCG Industrial VESL's

NE = No Screening Level Established for Constituent
BRL = Below Laboratory Reporting Limit
NS = Not Sampled
NA = Not Applicable

TABLE 6
COMPREHENSIVE GROUNDWATER ANALYTICAL RESULTS
HRID / Former Houghland Tomato Cannery Property
Franklin, Indiana

		PCE	TCE	cDCE	tDCE	VC	Other VOCs
IDEM RCG Residential TWSL's		**5**	**5**	**70**	**100**	**2**	**Varies**
IDEM RCG Residential VESL's		**110**	**9.1**	**NE**	**NE**	**2.1**	**Varies**
IDEM RCG Industrial VESL's		**470**	**38**	**NE**	**NE**	**35**	**Varies**
Sample ID	**Date**	**Analytical Results in micrograms per liter (ug/L)**					
MW-10	9/24/2013	< 5.0	< 5.0	< 5.0	< 5.0	< 2.0	BRL
	3/7/2014	< 5.0	< 5.0	< 5.0	< 5.0	< 2.0	BRL
	9/1/2016	< 5.0	< 5.0	< 5.0	< 5.0	< 2.0	BRL
	8/21/2017	< 5.0	< 5.0	< 5.0	< 5.0	< 2.0	BRL
	3/11/2019	<5.0	<5.0	<5.0	<5.0	<2.0	BRL
	11/16/2020	<5.0	<5.0	<5.0	<5.0	<2.0	BRL
	3/4/2021	NS	NS	NS	NS	NS	BRL
	8/13/2021	NS	NS	NS	NS	NS	BRL
	Remedial Injections - Fall 2021						
	6/6/2022	NS	NS	NS	NS	NS	NS
	8/8/2022	NS	NS	NS	NS	NS	NS
	11/16/2022	<5.0	<5.0	<5.0	<5.0	<2.0	BRL
MW-11	3/5/2014	**135**	**94.4**	< 5.0	< 5.0	< 2.0	BRL
	9/24/2013	**94.6**	**83.2**	< 5.0	< 5.0	< 2.0	BRL
	9/1/2016	**136**	**110**	< 5.0	< 5.0	< 2.0	BRL
	8/21/2017	**124**	**82.4**	< 5.0	< 5.0	< 2.0	BRL
	6/15/2018	**102**	**60.0**	< 5.0	< 5.0	< 2.0	BRL
	02/08/2019	**68.7**	**50.4**	<5.0	<5.0	<2.0	BRL
	03/05/2019	**39.6**	**29.5**	<5.0	<5.0	<2.0	BRL
	3/29/2019	**45.3**	**31.5**	<5.0	<5.0	<2.0	BRL
	11/17/2020	**110**	**37.5**	<5.0	<5.0	<2.0	BRL
	3/4/2021	NS	NS	NS	NS	NS	BRL
	8/13/2021	NS	NS	NS	NS	NS	BRL
	Remedial Injections - Fall 2021						
	6/6/2022	**40.6**	**14.8**	**298**	<5.0	<2.0	BRL
	08/09/2022	**9.0**	**6.4**	**280**	<5.0	<2.0	BRL
	11/14/2022	<5.0	<5.0	**187**	<5.0	**7.5**	BRL
MW-11D	6/15/2018	< 5.0	< 5.0	< 5.0	< 5.0	< 2.0	BRL
	02/08/2019	<5.0	<5.0	<5.0	<5.0	<2.0	BRL
	03/05/2019	**7.2**	<5.0	<5.0	<5.0	<2.0	BRL
	3/29/2019	<5.0	<5.0	<5.0	<5.0	<2.0	BRL
	11/17/2020	<5.0	<2.0	<5.0	<5.0	<2.0	BRL
	3/4/2021	NS	NS	NS	NS	NS	BRL
	8/13/2021	NS	NS	NS	NS	NS	BRL
	Remedial Injections - Fall 2021						
	03/15/2022	<5.0	<5.0	<5.0	<5.0	<2.0	BRL
	6/6/2022	NS	NS	NS	NS	NS	NS
	8/8/2022	NS	NS	NS	NS	NS	NS
	11/15/2022	<5.0	<5.0	<5.0	<5.0	<2.0	BRL

		PCE	TCE	cDCE	tDCE	VC	Other VOCs
IDEM RCG Residential TWSL's		**5**	**5**	**70**	**100**	**2**	**Varies**
IDEM RCG Residential VESL's		**110**	**9.1**	**NE**	**NE**	**2.1**	**Varies**
IDEM RCG Industrial VESL's		**470**	**38**	**NE**	**NE**	**35**	**Varies**
MW 12	3/5/2014	< 5.0	**10.3**	< 5.0	< 5.0	< 2.0	BRL
	3/3/2014	< 5.0	**10.3**	< 5.0	< 5.0	< 2.0	BRL
	9/1/2016	< 5.0	**42.4**	< 5.0	< 5.0	< 2.0	BRL
	8/21/2017	< 5.0	< 5.0	< 5.0	< 5.0	< 2.0	BRL
	02/05/2019	<5.0	**38.8**	<5.0	<5.0	<2.0	BRL
	3/7/2019	<5.0	**42.0**	<5.0	<5.0	<2.0	BRL
	4/1/2019	<5.0	**29.9**	<5.0	<5.0	<2.0	BRL
	11/17/2020	<5.0	**55.3**	<5.0	<5.0	<2.0	BRL
	3/4/2021	NS	NS	NS	NS	NS	BRL
	08/18/2021	<5.0	**39.2**	<5.0	<5.0	<2.0	BRL
	Remedial Injections - Fall 2021						
	03/14/2022	<5.0	**24.5**	<5.0	<5.0	<2.0	BRL
	6/8/2022	<5.0	**48.7**	<5.0	<5.0	<2.0	BRL
	08/10/2022	<5.0	**52.6**	<5.0	<5.0	<2.0	BRL
	11/18/2022	<5.0	**51.5**	<5.0	<5.0	<2.0	BRL
MW 12D	02/05/2019	<5.0	<5.0	<5.0	<5.0	<2.0	BRL
	3/7/2019	<5.0	<5.0	<5.0	<5.0	<2.0	BRL
	4/1/2019	<5.0	<5.0	<5.0	<5.0	<2.0	BRL
	11/17/2020	<5.0	<5.0	<5.0	<5.0	<2.0	BRL
	3/4/2021	NS	NS	NS	NS	NS	BRL
	08/17/2021	<5.0	<5.0	<5.0	<5.0	<2.0	BRL
	Remedial Injections - Fall 2021						
	03/14/2022	<5.0	<5.0	<5.0	<5.0	<2.0	BRL
	6/8/2022	<5.0	<5.0	<5.0	<5.0	<2.0	BRL
	08/10/2022	<5.0	<5.0	<5.0	<5.0	<2.0	BRL
	11/17/2022	<5.0	<5.0	<5.0	<5.0	<2.0	BRL
MW-13	9/24/2013	< 5.0	< 5.0	< 5.0	< 5.0	< 2.0	BRL
	3/5/2014	< 5.0	< 5.0	< 5.0	< 5.0	< 2.0	BRL
	9/1/2016	< 5.0	< 5.0	< 5.0	< 5.0	< 2.0	BRL
	8/21/2017	< 5.0	< 5.0	< 5.0	< 5.0	< 2.0	BRL
	11/17/2020	<5.0	<5.0	<5.0	<5.0	<2.0	BRL
	3/4/2021	NS	NS	NS	NS	NS	BRL
	8/13/2021	NS	NS	NS	NS	NS	BRL
	Remedial Injections - Fall 2021						
	6/6/2022	NS	NS	NS	NS	NS	NS
	8/8/2022	NS	NS	NS	NS	NS	NS
	11/15/2022	<5.0	<5.0	<5.0	<5.0	<2.0	BRL
MW-14	9/25/2013	< 5.0	< 5.0	< 5.0	< 5.0	< 2.0	BRL
	3/7/2014	< 5.0	< 5.0	< 5.0	< 5.0	< 2.0	BRL
	8/21/2017	< 5.0	< 5.0	< 5.0	< 5.0	< 2.0	BRL
	02/08/2019	<5.0	<5.0	<5.0	<5.0	<2.0	BRL
	3/6/2019	<5.0	<5.0	<5.0	<5.0	<2.0	BRL
	4/1/2019	<5.0	**495**	**7.7**	<5.0	<2.0	BRL
	11/18/2020	<5.0	<5.0	<5.0	<5.0	<2.0	BRL
	3/4/2021	NS	NS	NS	NS	NS	BRL
	8/13/2021	NS	NS	NS	NS	NS	BRL
	Remedial Injections - Fall 2021						
	03/16/2022	<5.0	<5.0	<5.0	<5.0	<2.0	BRL
	6/8/2022	<5.0	<5.0	<5.0	<5.0	<2.0	BRL
	08/11/2022	<5.0	<5.0	<5.0	<5.0	<2.0	BRL
	11/16/2022	<5.0	<5.0	<5.0	<5.0	<2.0	BRL

		PCE	TCE	cDCE	tDCE	VC	Other VOCs
IDEM RCG Residential TWSL's		**5**	**5**	**70**	**100**	**2**	**Varies**
IDEM RCG Residential VESL's		**110**	**9.1**	**NE**	**NE**	**2.1**	**Varies**
IDEM RCG Industrial VESL's		**470**	**38**	**NE**	**NE**	**35**	**Varies**
MW-14D	02/08/2019	<5.0	**583**	**26.4**	<5.0	<2.0	BRL
	3/6/2019	<5.0	<5.0	<5.0	<5.0	<2.0	BRL
	4/1/2019	<5.0	**524**	**11**	<5.0	<2.0	BRL
	11/18/2020	<5.0	**439**	**23.5**	<5.0	<2.0	BRL
	3/4/2021	NS	NS	NS	NS	NS	BRL
	8/13/2021	NS	NS	NS	NS	NS	BRL
	Remedial Injections - Fall 2021						
	03/16/2022	<5.0	**234**	**25.2**	<5.0	<2.0	BRL
	6/8/2022	<5.0	**281**	**27.6**	<5.0	<2.0	BRL
	08/11/2022	<5.0	**285**	**33.9**	<5.0	<2.0	BRL
	11/16/2022	<5.0	**270**	**28.5**	<5.0	<2.0	BRL
MW-15	9/25/2013	< 5.0	**26.3**	< 5.0	< 5.0	< 2.0	BRL
	3/7/2014	< 5.0	**16.6**	< 5.0	< 5.0	< 2.0	BRL
	8/21/2017	< 5.0	**42.3**	< 5.0	< 5.0	< 2.0	BRL
	6/15/2018	< 5.0	**50.3**	< 5.0	< 5.0	< 2.0	BRL
	02/08/2019	<5.0	**49.3**	<5.0	<5.0	<2.0	BRL
	3/6/2019	<5.0	<5.0	<5.0	<5.0	<2.0	BRL
	4/1/2019	<5.0	**6.7**	**579**	**18.1**	<2.0	BRL
	11/18/2020	<5.0	**32.6**	<5.0	<5.0	<2.0	BRL
	3/4/2021	NS	NS	NS	NS	NS	BRL
	08/13/2021	<5.0	**35.1**	<5.0	<5.0	<2.0	BRL
	Remedial Injections - Fall 2021						
	03/16/2022	<5.0	**13.5**	<5.0	<5.0	<2.0	BRL
	6/9/2022	<5.0	**36.8**	<5.0	<5.0	<2.0	BRL
	08/11/2022	<5.0	**44.2**	<5.0	<5.0	<2.0	BRL
	11/16/2022	<5.0	**32.2**	<5.0	<5.0	<2.0	BRL
MW-15D	6/15/2018	< 5.0	**120**	**384**	**42.3**	< 2.0	BRL
	02/08/2019	<5.0	**12.3**	**780**	**53.5**	<2.0	BRL
	3/6/2019	<5.0	**7.8**	**430**	**17.9**	<2.0	BRL
	4/1/2019	<5.0	<5.0	**557**	**29.5**	<2.0	BRL
	11/18/2020	<5.0	<5.0	**588**	**54.2**	<2.0	BRL
	3/4/2021	NS	NS	NS	NS	NS	BRL
	08/13/2021	<5.0	<5.0	**618**	**42.5**	<2.0	BRL
	Remedial Injections - Fall 2021						
	03/16/2022	<5.0	<5.0	**82.6**	<5.0	<2.0	BRL
	6/9/2022	<5.0	<5.0	**60.1**	<5.0	<2.0	BRL
	08/11/2022	<5.0	<5.0	**58.0**	<5.0	<2.0	BRL
	11/16/2022	<5.0	<5.0	**41.9**	<5.0	<2.0	BRL
MW-16	9/25/2013	< 5.0	< 5.0	< 5.0	< 5.0	< 2.0	BRL
	3/7/2014	< 5.0	< 5.0	< 5.0	< 5.0	< 2.0	BRL
	8/21/2017	< 5.0	< 5.0	< 5.0	< 5.0	< 2.0	BRL
	3/6/2019	<5.0	<5.0	<5.0	<5.0	<2.0	BRL
	11/18/2020	<5.0	<5.0	<5.0	<5.0	<2.0	BRL
	3/4/2021	NS	NS	NS	NS	NS	BRL
	8/13/2021	NS	NS	NS	NS	NS	BRL
	Remedial Injections - Fall 2021						
	6/6/2022	NS	NS	NS	NS	NS	NS
	8/8/2022	NS	NS	NS	NS	NS	NS
	11/16/2022	<5.0	<5.0	<5.0	<5.0	<2.0	BRL

		PCE	TCE	cDCE	tDCE	VC	Other VOCs
IDEM RCG Residential TWSL's		**5**	**5**	**70**	**100**	**2**	**Varies**
IDEM RCG Residential VESL's		**110**	**9.1**	**NE**	**NE**	**2.1**	**Varies**
IDEM RCG Industrial VESL's		**470**	**38**	**NE**	**NE**	**35**	**Varies**
MW-17	9/25/2013	< 5.0	< 5.0	< 5.0	< 5.0	< 2.0	BRL
	3/7/2014	< 5.0	< 5.0	< 5.0	< 5.0	< 2.0	BRL
	3/6/2019	<5.0	<5.0	<5.0	<5.0	<2.0	BRL
	11/16/2020	NS	NS	NS	NS	NS	BRL
	3/4/2021	NS	NS	NS	NS	NS	BRL
	8/13/2021	NS	NS	NS	NS	NS	BRL
	Remedial Injections - Fall 2021						
	6/6/2022	NS	NS	NS	NS	NS	NS
	8/8/2022	NS	NS	NS	NS	NS	NS
	11/16/2022	<5.0	<5.0	<5.0	<5.0	<2.0	BRL
MW-18	3/3/2014	<5.0	<5.0	<5.0	<5.0	<2.0	BRL
	11/16/2020	NS	NS	NS	NS	NS	BRL
	3/4/2021	NS	NS	NS	NS	NS	BRL
	8/13/2021	NS	NS	NS	NS	NS	BRL
	Well Destroyed 2021						
MW-19	3/3/2014	<5.0	<5.0	<5.0	<5.0	<2.0	BRL
	3/12/2019	<5.0	<5.0	<5.0	<5.0	<2.0	BRL
	11/16/2020	NS	NS	NS	NS	NS	BRL
	3/4/2021	NS	NS	NS	NS	NS	BRL
	8/13/2021	NS	NS	NS	NS	NS	BRL
	Well Deystroyed 2021						
MW-20	3/3/2014	< 5.0	< 5.0	< 5.0	< 5.0	< 2.0	BRL
	9/1/2016	< 5.0	< 5.0	< 5.0	< 5.0	< 2.0	BRL
	8/21/2017	< 5.0	< 5.0	< 5.0	< 5.0	< 2.0	BRL
	3/12/2019	<5.0	<5.0	<5.0	<5.0	<2.0	BRL
	11/16/2020	<5.0	<5.0	<5.0	<5.0	<2.0	BRL
	3/4/2021	NS	NS	NS	NS	NS	BRL
	8/13/2021	NS	NS	NS	NS	NS	BRL
	Remedial Injections - Fall 2021						
	6/6/2022	NS	NS	NS	NS	NS	NS
	8/8/2022	NS	NS	NS	NS	NS	NS
	11/15/2022	<5.0	<5.0	<5.0	<5.0	<2.0	BRL
MW-21	3/3/2014	< 5.0	< 5.0	< 5.0	< 5.0	< 2.0	BRL
	9/1/2016	< 5.0	< 5.0	< 5.0	< 5.0	< 2.0	BRL
	8/21/2017	< 5.0	< 5.0	< 5.0	< 5.0	< 2.0	BRL
	3/12/2019	<5.0	<5.0	<5.0	<5.0	<2.0	BRL
	11/16/2020	<5.0	<5.0	<5.0	<5.0	<2.0	BRL
	3/4/2021	NS	NS	NS	NS	NS	BRL
	8/13/2021	NS	NS	NS	NS	NS	BRL
	Remedial Injections - Fall 2021						
	6/6/2022	NS	NS	NS	NS	NS	NS
	8/8/2022	NS	NS	NS	NS	NS	NS
	11/15/2022	<5.0	<5.0	<5.0	<5.0	<2.0	BRL

		PCE	TCE	cDCE	tDCE	VC	Other VOCs
IDEM RCG Residential TWSL's		**5**	**5**	**70**	**100**	**2**	**Varies**
IDEM RCG Residential VESL's		**110**	**9.1**	**NE**	**NE**	**2.1**	**Varies**
IDEM RCG Industrial VESL's		**470**	**38**	**NE**	**NE**	**35**	**Varies**
MW-22	3/5/2014	**8.5**	< 5.0	< 5.0	< 5.0	< 2.0	BRL
	9/1/2016	**8.4**	**89.5**	< 5.0	< 5.0	< 2.0	BRL
	8/21/2017	**9.6**	**86.4**	< 5.0	< 5.0	< 2.0	BRL
	6/14/2018	**8.9**	**73.9**	<5.0	<5.0	<2.0	BRL
	02/08/2019	**8.1**	**71.5**	**10.8**	<5.0	<2.0	BRL
	3/7/2019	**5.8**	**30**	<5.0	<5.0	<2.0	BRL
	3/27/2019	**6.7**	**30.8**	<5.0	<5.0	<2.0	BRL
	11/17/2020	**11.8**	**68.7**	<5.0	<5.0	<2.0	BRL
	3/4/2021	NS	NS	NS	NS	NS	BRL
	08/13/2021	**11.1**	**66.7**	<5.0	<5.0	<2.0	BRL
	Remedial Injections - Fall 2021						
	03/15/2022	<5.0	<5.0	**6.5**	<5.0	<2.0	BRL
	6/8/2022	**5.8**	**38.1**	**131**	<5.0	**6.7**	BRL
	08/09/2022	<5.0	<5.0	**168**	<5.0	**36.1**	BRL
	11/17/2022	<5.0	<5.0	**51.7**	<5.0	**92.9**	BRL
MW-22D	6/14/2018	**7.4**	**34.6**	< 5.0	< 5.0	< 2.0	BRL
	02/08/2019	**9.1**	**42.6**	<5.0	<5.0	<2.0	BRL
	3/7/2019	**13.3**	**43.6**	<5.0	<5.0	<2.0	BRL
	3/27/2019	**7.4**	**32.1**	<5.0	<5.0	<2.0	BRL
	11/17/2020	**10.5**	**32.8**	<5.0	<5.0	<2.0	BRL
	3/4/2021	NS	NS	NS	NS	NS	BRL
	08/13/2021	**10.4**	**33**	<5.0	<5.0	<2.0	BRL
	Remedial Injections - Fall 2021						
	03/15/2022	**11.5**	**37.8**	**10.6**	<5.0	<2.0	BRL
	6/8/2022	**13.6**	**41.4**	**61.9**	<5.0	**2.9**	BRL
	08/09/2022	**10.9**	**36.3**	**103**	<5.0	**14.3**	BRL
	11/17/2022	**10.3**	**31**	**111**	<5.0	**37.9**	BRL
MW-23	3/3/2014	**141**	**469**	< 5.0	< 5.0	< 2.0	BRL
	9/1/2016	**156**	**323**	< 5.0	< 5.0	< 2.0	BRL
	8/21/2017	**115**	**234**	<5.0	<5.0	<2.0	BRL
	3/11/2019	**15.7**	**21.9**	<5.0	<5.0	<2.0	BRL
	11/16/2020	Well Dry - Not Sampled					
	3/4/2021	NS	NS	NS	NS	NS	BRL
	8/13/2021	NS	NS	NS	NS	NS	BRL
	Remedial Injections - Fall 2021						
	03/15/2022	<5.0	<5.0	**731**	<5.0	**29.8**	BRL
	6/6/2022	<5.0	<5.0	**65.7**	<5.0	**3.0**	BRL
	08/09/2022	<5.0	<5.0	**192**	<5.0	**14.3**	BRL
	11/14/2022	<5.0	<5.0	**14.5**	<5.0	**4.7**	BRL
MW-24	3/6/2014	**183**	**65.6**	< 5.0	< 5.0	< 2.0	BRL
	9/1/2016	**185**	**52.0**	< 5.0	< 5.0	< 2.0	BRL
	8/21/2017	**167**	**59.0**	<5.0	<5.0	<2.0	BRL
	3/12/2019	**55.2**	**60.2**	<5.0	<5.0	<2.0	BRL
	11/16/2020	**64.9**	**35.9**	<5.0	<5.0	<2.0	BRL
	3/4/2021	NS	NS	NS	NS	NS	BRL
	08/18/2021	**94**	**79**	<5.0	<5.0	<2.0	BRL
	Remedial Injections - Fall 2021						
	03/17/2022	**52.3**	**41.2**	**59.1**	<5.0	<2.0	BRL
	6/7/2022	**95.0**	**51.1**	**110**	<5.0	<2.0	BRL
	08/08/2022	**86.1**	**25.1**	**193**	<5.0	<2.0	BRL
	11/15/2022	**41.0**	**6.2**	**37.5**	<5.0	**8.3**	BRL

		PCE	TCE	cDCE	tDCE	VC	Other VOCs
IDEM RCG Residential TWSL's		**5**	**5**	**70**	**100**	**2**	**Varies**
IDEM RCG Residential VESL's		**110**	**9.1**	**NE**	**NE**	**2.1**	**Varies**
IDEM RCG Industrial VESL's		**470**	**38**	**NE**	**NE**	**35**	**Varies**
MW-25	3/5/2014	< 5.0	**9.4**	< 5.0	< 5.0	< 2.0	BRL
	11/16/2020	<5.0	<5.0	<5.0	<5.0	<2.0	BRL
	3/4/2021	NS	NS	NS	NS	NS	BRL
	08/18/2021	<5.0	**5.1**	<5.0	<5.0	<2.0	BRL
	Remedial Injections - Fall 2021						
	6/6/2022	NS	NS	NS	NS	NS	NS
	8/8/2022	NS	NS	NS	NS	NS	NS
	11/15/2022	<5.0	<5.0	<5.0	<5.0	<2.0	BRL
MW-26	3/5/2014	**26.9**	**63.1**	< 5.0	< 5.0	< 2.0	BRL
	9/1/2016	**22.2**	**55.4**	< 5.0	< 5.0	< 2.0	BRL
	8/21/2017	**21.8**	**48.0**	<5.0	<5.0	<2.0	BRL
	6/14/2018	**22.3**	**39.8**	<5.0	<5.0	<2.0	BRL
	02/05/2019	**14.8**	**46.1**	<5.0	<5.0	<2.0	BRL
	3/11/2019	**12.5**	**35.5**	<5.0	<5.0	<2.0	BRL
	03/28/2019	**15.6**	**31**	<5.0	<5.0	<2.0	BRL
	11/17/2020	**27.9**	**47.6**	<5.0	<5.0	<2.0	BRL
	3/4/2021	NS	NS	NS	NS	NS	BRL
	08/12/2021	**23.5**	**50.5**	<5.0	<5.0	<2.0	BRL
	Remedial Injections - Fall 2021						
	03/16/2022	<5.0	**8.1**	**11.1**	<5.0	**80.2**	BRL
	6/6/2022	7.4	**11.2**	<5.0	<5.0	**36.9**	BRL
	08/08/2022	**6.6**	**9.4**	<5.0	<5.0	**17.9**	BRL
	11/15/2022	**9.3**	**11.8**	<5.0	<5.0	**8.1**	BRL
MW 32 (Deep Well paired with MW-26)	8/21/2017	**11.0**	**26.9**	**19.1**	< 5.0	< 2.0	BRL
	6/15/2018	**15.1**	**27.1**	**26.5**	< 5.0	< 2.0	BRL
	02/05/2019	**8.0**	**9.4**	**5.9**	<5.0	<2.0	BRL
	3/11/2019	**16.1**	**37.9**	<5.0	<5.0	<2.0	BRL
	03/28/2019	**15.8**	**29.5**	<5.0	<5.0	<5.0	BRL
	11/16/2020	**7.6**	**7.8**	**8.2**	<5.0	<2.0	BRL
	3/4/2021	NS	NS	NS	NS	NS	BRL
	08/12/2021	**6.2**	<5.0	<5.0	<5.0	<2.0	BRL
	Remedial Injections - Fall 2021						
	03/16/2022	**12.5**	**22.3**	**29.8**	<5.0	<2.0	BRL
	6/6/2022	**15.0**	**26.4**	**33.8**	<5.0	<2.0	BRL
	08/08/2022	**8.3**	**15.1**	**22.9**	<5.0	<2.0	BRL
	11/15/2022	**10.6**	**22.6**	**29.0**	<5.0	<2.0	BRL
MW-27	3/5/2014	< 5.0	< 5.0	< 5.0	< 5.0	< 2.0	BRL
	9/1/2016	< 5.0	< 5.0	< 5.0	< 5.0	< 2.0	BRL
	8/21/2017	< 5.0	< 5.0	< 5.0	< 5.0	< 2.0	BRL
	3/11/2019	< 5.0	< 5.0	< 5.0	< 5.0	< 2.0	BRL
	11/16/2020	<5.0	<5.0	<5.0	<5.0	<2.0	BRL
	3/4/2021	NS	NS	NS	NS	NS	BRL
	8/13/2021	NS	NS	NS	NS	NS	BRL
	Remedial Injections - Fall 2021						
	6/6/2022	NS	NS	NS	NS	NS	NS
	8/8/2022	NS	NS	NS	NS	NS	NS
	11/15/2022	<5.0	<5.0	<5.0	<5.0	<2.0	BRL

		PCE	TCE	cDCE	tDCE	VC	Other VOCs
IDEM RCG Residential TWSL's		**5**	**5**	**70**	**100**	**2**	**Varies**
IDEM RCG Residential VESL's		**110**	**9.1**	**NE**	**NE**	**2.1**	**Varies**
IDEM RCG Industrial VESL's		**470**	**38**	**NE**	**NE**	**35**	**Varies**
MW-28	3/7/2014	< 5.0	< 5.0	**19.3**	< 5.0	< 2.0	BRL
	8/22/2017	< 5.0	< 5.0	**47.7**	< 5.0	< 2.0	BRL
	3/6/2019	<5.0	<5.0	<5.0	<5.0	<2.0	BRL
	11/18/2020	<5.0	<5.0	**56.8**	<5.0	<2.0	BRL
	3/4/2021	NS	NS	NS	NS	NS	BRL
	08/16/2021	<5.0	<5.0	**57.8**	**7.4**	<2.0	BRL
	Remedial Injections - Fall 2021						
	6/6/2022	NS	NS	NS	NS	NS	NS
	8/8/2022	NS	NS	NS	NS	NS	NS
	11/16/2022	<5.0	<5.0	**43.8**	<5.0	<2.0	BRL
MW 29	3/7/2014	**14.5**	**153**	< 5.0	< 5.0	< 2.0	BRL
	9/1/2016	**13.6**	**128**	< 5.0	< 5.0	< 2.0	BRL
	8/21/2017	**13.4**	**106**	< 5.0	< 5.0	< 2.0	BRL
	6/14/2018	**14.0**	**97.6**	< 5.0	< 5.0	< 2.0	BRL
	02/05/2019	<5.0	**34.5**	<5.0	<5.0	<2.0	BRL
	3/7/2019	<5.0	**15.7**	<5.0	<5.0	<2.0	BRL
	3/27/2019	**6.8**	**40.6**	<5.0	<5.0	<2.0	BRL
	11/16/2020	Well Dry - Not Sampled					
	3/4/2021	NS	NS	NS	NS	NS	BRL
	08/16/2021	**13.5**	**47.8**	<5.0	<5.0	<2.0	BRL
	Remedial Injections - Fall 2021						
	03/14/2022	<5.0	<5.0	**41.0**	<5.0	<2.0	BRL
	6/8/2022	<5.0	<5.0	**67.0**	<5.0	<2.0	BRL
	08/10/2022	<5.0	<5.0	**102**	<5.0	<2.0	BRL
	11/17/2022	<5.0	<5.0	**46.1**	<5.0	**13.8**	BRL
MW 29D	6/14/2018	**12.9**	**148**	**33.6**	< 5.0	< 2.0	BRL
	02/05/2019	**13.4**	**149**	**25.7**	<5.0	<2.0	BRL
	3/7/2019	**14.4**	**124**	**21.2**	<5.0	<2.0	BRL
	3/27/2019	**9.8**	**106**	**21.4**	<5.0	<2.0	BRL
	11/17/2020	**7.4**	**75.9**	**90**	<5.0	<2.0	BRL
	3/4/2021	NS	NS	NS	NS	NS	BRL
	08/16/2021	**13**	**122**	**47.5**	<5.0	<2.0	BRL
	Remedial Injections - Fall 2021						
	03/14/2022	**12.6**	**110**	**58.1**	<5.0	<2.0	BRL
	6/8/2022	**19.2**	**143**	**75.3**	<5.0	<2.0	BRL
	08/10/2022	**16.5**	**140**	**98.3**	<5.0	<2.0	BRL
	11/17/2022	**12.9**	**105**	**73.6**	<5.0	**7.9**	BRL
MW-30	9/1/2016	**695**	**386**	< 5.0	< 5.0	< 2.0	BRL
	8/22/2017	**475**	**253**	< 5.0	< 5.0	< 2.0	BRL
	6/15/18	**520**	**283**	< 5.0	< 5.0	< 2.0	BRL
	02/08/2019	**171**	**173**	<5.0	<5.0	<2.0	BRL
	3/11/2019	**293**	**163**	<5.0	<5.0	<2.0	BRL
	3/29/2019	**444**	**159**	<5.0	<5.0	<2.0	BRL
	11/17/2020	**636**	**214**	<5.0	<5.0	<2.0	BRL
	3/4/2021	NS	NS	NS	NS	NS	BRL
	08/16/2021	**526**	**245**	<5.0	<5.0	<2.0	BRL
	Remedial Injections - Fall 2021						
	03/15/2022	**178**	**143**	**1430**	**6.4**	**79.9**	BRL
	6/6/2022	**19.5**	**13.0**	**4500**	**38.2**	**112**	BRL
	08/09/2022	<5.0	<5.0	**298**	**11.4**	**102**	BRL
	11/14/2022	<5.0	<5.0	**521**	**18.3**	**108**	BRL

		PCE	TCE	cDCE	tDCE	VC	Other VOCs
IDEM RCG Residential TWSL's		**5**	**5**	**70**	**100**	**2**	**Varies**
IDEM RCG Residential VESL's		**110**	**9.1**	**NE**	**NE**	**2.1**	**Varies**
IDEM RCG Industrial VESL's		**470**	**38**	**NE**	**NE**	**35**	**Varies**
MW-31 (Deep well paired with MW-30)	8/22/2017	**5.7**	<5.0	< 5.0	< 5.0	< 2.0	BRL
	6/15/2018	< 5.0	<5.0	< 5.0	< 5.0	< 2.0	BRL
	02/08/2019	<5.0	<5.0	**5.4**	<5.0	<2.0	BRL
	3/11/2019	<5.0	<5.0	<5.0	<5.0	<2.0	BRL
	3/29/2019	<5.0	<5.0	<5.0	<5.0	<2.0	BRL
	11/17/2020	**13.3**	<5.0	<5.0	<5.0	<2.0	BRL
	3/4/2021	NS	NS	NS	NS	NS	BRL
	08/16/2021	<5.0	<5.0	<5.0	<5.0	<2.0	BRL
	Remedial Injections - Fall 2021						
	6/6/2022	NS	NS	NS	NS	NS	NS
	8/8/2022	NS	NS	NS	NS	NS	NS
	11/14/2022	<5.0	<5.0	**6.8**	<5.0	<2.0	BRL
MW 33	02/05/2019	**28.9**	**61**	<5.0	<5.0	<2.0	BRL
	3/7/2019	**46.0**	**71.1**	**5.6**	<5.0	<2.0	BRL
	03/28/2019	**7.8**	**29.3**	<5.0	<5.0	<2.0	BRL
	11/17/2020	**28.4**	**56.6**	<5.0	<5.0	<2.0	BRL
	3/4/2021	NS	NS	NS	NS	NS	BRL
	08/13/2021	**29.5**	**63.8**	<5.0	<5.0	<2.0	BRL
	Remedial Injections - Fall 2021						
	03/16/2022	**31.1**	**57.1**	**27.5**	<5.0	<2.0	BRL
	6/7/2022	**35.3**	**53.3**	**19.6**	<5.0	**6.7**	BRL
	08/09/2022	**26.4**	**41.1**	**14.3**	<5.0	**5.3**	BRL
	11/16/2022	**27.2**	**38.5**	**8.6**	<5.0	<2.0	BRL
MW 33D	02/05/2019	**21.1**	**114**	<5.0	<5.0	<2.0	BRL
	3/7/2019	**35.4**	**97.3**	<5.0	<5.0	<2.0	BRL
	03/28/2019	**17.1**	**59.9**	<2.0	<5.0	<2.0	BRL
	11/17/2020	**24.6**	**68.6**	<5.0	<5.0	<2.0	BRL
	3/4/2021	NS	NS	NS	NS	NS	BRL
	08/13/2021	**12.2**	**47.9**	<5.0	<5.0	<2.0	BRL
	Remedial Injections - Fall 2021						
	03/16/2022	**28.9**	**93.7**	**5.8**	<5.0	<2.0	BRL
	6/7/2022	**36.5**	**109**	**5.7**	<5.0	<2.0	BRL
	08/09/2022	**30.0**	**97.3**	**9.8**	<5.0	<2.0	BRL
	11/16/2022	**19.3**	**46.7**	<5.0	<5.0	<2.0	BRL
MW-34	11/18/2020	<5.0	<5.0	<5.0	<5.0	<2.0	BRL
	03/04/2021	<5.0	<5.0	<5.0	<5.0	<2.0	BRL
	8/13/2021	<5.0	<5.0	<5.0	<5.0	<2.0	BRL
	Remedial Injections - Fall 2021						
	6/6/2022	NS	NS	NS	NS	NS	NS
	8/8/2022	NS	NS	NS	NS	NS	NS
	11/17/2022	<5.0	<5.0	<5.0	<5.0	<2.0	BRL
MW-34D	11/18/2020	<5.0	<5.0	<5.0	<5.0	<2.0	BRL
	03/04/2021	<5.0	<5.0	<5.0	<5.0	<2.0	BRL
	8/13/2021	<5.0	<5.0	<5.0	<5.0	<2.0	BRL
	Remedial Injections - Fall 2021						
	6/6/2022	NS	NS	NS	NS	NS	NS
	8/8/2022	NS	NS	NS	NS	NS	NS
	11/17/2022	<5.0	<5.0	<5.0	<5.0	<2.0	BRL

		PCE	TCE	cDCE	tDCE	VC	Other VOCs
IDEM RCG Residential TWSL's		**5**	**5**	**70**	**100**	**2**	**Varies**
IDEM RCG Residential VESL's		**110**	**9.1**	**NE**	**NE**	**2.1**	**Varies**
IDEM RCG Industrial VESL's		**470**	**38**	**NE**	**NE**	**35**	**Varies**
MW-35	11/18/2020	<5.0	<5.0	<5.0	<5.0	<2.0	BRL
	03/04/2021	<5.0	<5.0	<5.0	<5.0	<2.0	BRL
	8/13/2021	<5.0	<5.0	<5.0	<5.0	<2.0	BRL
	Remedial Injections - Fall 2021						
	6/6/2022	NS	NS	NS	NS	NS	NS
	8/8/2022	NS	NS	NS	NS	NS	NS
	11/15/2022	<5.0	<5.0	<5.0	<5.0	<2.0	BRL
MW-35D	11/18/2020	<5.0	<5.0	<5.0	<5.0	<2.0	BRL
	03/04/2021	<5.0	<5.0	<5.0	<5.0	<2.0	BRL
	8/13/2021	<5.0	<5.0	<5.0	<5.0	<2.0	BRL
	Remedial Injections - Fall 2021						
	6/6/2022	NS	NS	NS	NS	NS	NS
	8/8/2022	NS	NS	NS	NS	NS	NS
	11/15/2022	<5.0	<5.0	<5.0	<5.0	<2.0	BRL
MW-36	11/18/2020	**11.9**	**39.2**	<5.0	<5.0	<2.0	BRL
	03/05/2021	**9.2**	**38.4**	<5.0	<5.0	<2.0	BRL
	08/18/2021	<5.0	**12.2**	<5.0	<5.0	<2.0	BRL
	Remedial Injections - Fall 2021						
	03/17/2022	**26.1**	**80.6**	<5.0	<5.0	<2.0	BRL
	6/9/2022	**19.6**	**52.9**	<5.0	<5.0	<2.0	BRL
	08/08/2022	**8.9**	**23.5**	<5.0	<5.0	<2.0	BRL
	11/15/2022	<5.0	<5.0	<5.0	<5.0	<2.0	BRL
MW-36D	11/18/2020	<5.0	<5.0	<5.0	<5.0	<2.0	BRL
	03/05/2021	<5.0	<5.0	<5.0	<5.0	<2.0	BRL
	08/18/2021	<5.0	<5.0	<5.0	<5.0	<2.0	BRL
	Remedial Injections - Fall 2021						
	6/6/2022	NS	NS	NS	NS	NS	NS
	8/8/2022	NS	NS	NS	NS	NS	NS
	11/15/2022	<5.0	<5.0	<5.0	<5.0	<2.0	BRL
MW-37	11/18/2020	**23.8**	**23.5**	<5.0	<5.0	<2.0	BRL
	03/05/2021	**17.8**	**12.6**	<5.0	<5.0	<2.0	BRL
	08/16/2021	**22.5**	**23.9**	<5.0	<5.0	<2.0	BRL
	Remedial Injections - Fall 2021						
	03/16/2022	**26.3**	**38.5**	<5.0	<5.0	<2.0	BRL
	6/6/2022	**32.7**	**35.8**	<5.0	<5.0	<2.0	BRL
	08/08/2022	**22.4**	**23.3**	<5.0	<5.0	<2.0	BRL
	11/15/2022	**26.9**	**16**	<5.0	<5.0	<2.0	BRL
MW-37D	11/18/2020	<5.0	<5.0	<5.0	<5.0	<2.0	BRL
	03/05/2021	<5.0	<5.0	<5.0	<5.0	<2.0	BRL
	08/16/2021	<5.0	<5.0	<5.0	<5.0	<2.0	BRL
	Remedial Injections - Fall 2021						
	6/6/2022	NS	NS	NS	NS	NS	NS
	8/8/2022	NS	NS	NS	NS	NS	NS
	11/15/2022	<5.0	<5.0	<5.0	<5.0	<2.0	BRL
MW-38	11/17/2020	**47.6**	**35.1**	<5.0	<5.0	<2.0	BRL
	03/04/2021	**35**	**27.1**	<5.0	<5.0	<2.0	BRL
	08/12/2021	**37.5**	**46.3**	<5.0	<5.0	<2.0	BRL
	Remedial Injections - Fall 2021						
	6/6/2022	NS	NS	NS	NS	NS	NS
	8/8/2022	NS	NS	NS	NS	NS	NS
	11/15/2022	**55.9**	**25.5**	<5.0	<5.0	<2.0	BRL

		PCE	TCE	cDCE	tDCE	VC	Other VOCs
IDEM RCG Residential TWSL's		**5**	**5**	**70**	**100**	**2**	**Varies**
IDEM RCG Residential VESL's		**110**	**9.1**	**NE**	**NE**	**2.1**	**Varies**
IDEM RCG Industrial VESL's		**470**	**38**	**NE**	**NE**	**35**	**Varies**
MW-38D	11/17/2020	**18.5**	**105**	<5.0	<5.0	<2.0	BRL
	03/04/2021	**13.2**	**99.7**	<5.0	<5.0	<2.0	BRL
	08/12/2021	**23.1**	**141**	<5.0	<5.0	<2.0	BRL
	Remedial Injections - Fall 2021						
	6/6/2022	NS	NS	NS	NS	NS	NS
	8/8/2022	NS	NS	NS	NS	NS	NS
	11/15/2022	**23.9**	**91.3**	<5.0	<5.0	<2.0	BRL
MW-39	11/18/2020	**8**	**12.4**	<5.0	<5.0	**9.9**	BRL
	03/04/2021	**14.4**	**36.7**	<5.0	<5.0	**4.7**	BRL
	08/13/2021	**10.3**	**43.3**	<5.0	<5.0	<2.0	BRL
	Remedial Injections - Fall 2021						
	03/16/2022	**21.5**	**50.9**	<5.0	<5.0	**3.5**	BRL
	6/6/2022	**30.0**	**63.7**	<5.0	<5.0	**3.7**	BRL
	08/08/2022	**13.2**	**10.9**	<5.0	<5.0	**10.1**	BRL
	11/17/2022	Well obstructed and could not be sampled					
MW-39D	11/18/2020	<5.0	<5.0	**10.9**	<5.0	<2.0	BRL
	03/04/2021	<5.0	<5.0	<5.0	<5.0	<2.0	BRL
	08/13/2021	<5.0	<5.0	**23.8**	<5.0	<2.0	BRL
	Remedial Injections - Fall 2021						
	6/6/2022	NS	NS	NS	NS	NS	NS
	8/8/2022	NS	NS	NS	NS	NS	NS
	11/17/2022	<5.0	<5.0	**10.1**	<5.0	<2.0	BRL
MW-40	11/18/2020	<5.0	**213**	**401**	**640**	**4.1**	BRL
	03/03/2021	<5.0	**159**	**296**	**405**	**2.2**	BRL
	08/16/2021	<5.0	**193**	**160**	**187**	<2.0	BRL
	Remedial Injections - Fall 2021						
	03/16/2022	<5.0	**197**	**65.8**	**66.2**	<2.0	BRL
	6/7/2022	<5.0	**212**	**50.9**	**44.6**	<2.0	BRL
	08/10/2022	<5.0	**182**	**88.5**	**82.4**	<2.0	BRL
	11/16/2022	<5.0	**163**	**125**	**142**	<2.0	BRL
MW-40D	11/18/2020	<5.0	<5.0	**15.5**	**22.1**	<2.0	BRL
	03/03/2021	<5.0	<5.0	**6.6**	**5.4**	<2.0	BRL
	08/16/2021	<5.0	<5.0	**6.1**	<5.0	<2.0	BRL
	Remedial Injections - Fall 2021						
	6/6/2022	NS	NS	NS	NS	NS	NS
	8/8/2022	NS	NS	NS	NS	NS	NS
	11/16/2022	<5.0	<5.0	<5.0	<5.0	<2.0	BRL
MW-41	11/17/2020	<5.0	**400**	**6.3**	<5.0	**3.3**	BRL
	03/03/2021	<5.0	**304**	**5.3**	<5.0	**3.5**	BRL
	08/13/2021	<5.0	**250**	<5.0	<5.0	<2.0	BRL
	Remedial Injections - Fall 2021						
	03/14/2022	<5.0	**139**	**178**	<5.0	**2.9**	BRL
	6/8/2022	<5.0	**163**	**84.1**	<5.0	**2.8**	BRL
	08/10/2022	<5.0	**243**	**90.4**	<5.0	**3.9**	BRL
	11/17/2022	<5.0	**220**	**82.3**	<5.0	**4.5**	BRL

		PCE	TCE	cDCE	tDCE	VC	Other VOCs
IDEM RCG Residential TWSL's		**5**	**5**	**70**	**100**	**2**	**Varies**
IDEM RCG Residential VESL's		**110**	**9.1**	**NE**	**NE**	**2.1**	**Varies**
IDEM RCG Industrial VESL's		**470**	**38**	**NE**	**NE**	**35**	**Varies**
MW-41D	11/17/2020	<5.0	**277**	**7.1**	<5.0	<2.0	BRL
	03/03/2021	<5.0	**248**	**6.6**	<5.0	<2.0	BRL
	08/13/2021	<5.0	**236**	**9.7**	<5.0	<2.0	BRL
	Remedial Injections - Fall 2021						
	03/17/2022	<5.0	<5.0	**435**	<5.0	**3.3**	BRL
	6/8/2022	<5.0	<5.0	**299**	<5.0	**24.7**	BRL
	08/10/2022	<5.0	<5.0	**13.9**	<5.0	**7.4**	BRL
	11/17/2022	<5.0	<5.0	<5.0	<5.0	<2.0	BRL
MW-42	11/17/2020	<5.0	**258**	<5.0	<5.0	<2.0	BRL
	03/05/2021	<5.0	**131**	<5.0	<5.0	<2.0	BRL
	08/16/2021	<5.0	**201**	<5.0	<5.0	<2.0	BRL
	Remedial Injections - Fall 2021						
	03/15/2022	<5.0	**84.0**	<5.0	<5.0	<2.0	BRL
	6/9/2022	<5.0	**187**	<5.0	<5.0	<2.0	BRL
	08/10/2022	<5.0	**204**	<5.0	<5.0	<2.0	BRL
	11/18/2022	<5.0	**252**	<5.0	<5.0	<2.0	BRL
MW-42D	11/17/2020	<5.0	**46.4**	**450**	**37**	<2.0	BRL
	03/05/2021	<5.0	**48.8**	**369**	**26.4**	<2.0	BRL
	08/16/2021	<5.0	**71.7**	**231**	**14.4**	<2.0	BRL
	Remedial Injections - Fall 2021						
	03/15/2022	<5.0	**132**	**171**	**13.6**	<2.0	BRL
	6/9/2022	<5.0	**111**	**312**	**27**	<2.0	BRL
	08/10/2022	<5.0	**122**	**365**	**31.2**	<2.0	BRL
	11/18/2022	<5.0	**95.6**	**298**	**22.0**	<2.0	BRL
MW-43	11/18/2020	<5.0	<5.0	<5.0	<5.0	<2.0	BRL
	03/04/2021	<5.0	<5.0	<5.0	<5.0	<2.0	BRL
	08/12/2021	<5.0	<5.0	<5.0	<5.0	<2.0	BRL
	Remedial Injections - Fall 2021						
	03/16/2022	<5.0	<5.0	<5.0	<5.0	<2.0	BRL
	6/9/2022	<5.0	<5.0	<5.0	<5.0	<2.0	BRL
	08/11/2022	<5.0	<5.0	<5.0	<5.0	<2.0	BRL
	11/16/2022	<5.0	<5.0	<5.0	<5.0	<2.0	BRL
MW-43D	11/18/2020	<5.0	**7.1**	**16.7**	<5.0	<2.0	BRL
	03/04/2021	<5.0	<5.0	**10.7**	<5.0	<2.0	BRL
	08/12/2021	<5.0	**7.9**	**10**	<5.0	<2.0	BRL
	Remedial Injections - Fall 2021						
	03/16/2022	<5.0	<5.0	<5.0	<5.0	<2.0	BRL
	6/9/2022	<5.0	<5.0	<5.0	<5.0	<2.0	BRL
	08/11/2022	<5.0	<5.0	<5.0	<5.0	<2.0	BRL
	11/16/2022	<5.0	<5.0	<5.0	<5.0	<2.0	BRL
MW-44	11/19/2020	<5.0	<5.0	<5.0	<5.0	<2.0	BRL
	03/04/2021	<5.0	<5.0	<5.0	<5.0	<2.0	BRL
	08/12/2021	<5.0	<5.0	<5.0	<5.0	<2.0	BRL
	Remedial Injections - Fall 2021						
	6/6/2022	NS	NS	NS	NS	NS	NS
	8/8/2022	NS	NS	NS	NS	NS	NS
	11/15/2022	<5.0	<5.0	<5.0	<5.0	<2.0	BRL

		PCE	TCE	cDCE	tDCE	VC	Other VOCs
IDEM RCG Residential TWSL's		**5**	**5**	**70**	**100**	**2**	**Varies**
IDEM RCG Residential VESL's		**110**	**9.1**	**NE**	**NE**	**2.1**	**Varies**
IDEM RCG Industrial VESL's		**470**	**38**	**NE**	**NE**	**35**	**Varies**
MW-44D	11/19/2020	<5.0	<5.0	<5.0	<5.0	<2.0	BRL
	03/04/2021	<5.0	<5.0	<5.0	<5.0	<2.0	BRL
	08/12/2021	<5.0	<5.0	<5.0	<5.0	<2.0	BRL
	Remedial Injections - Fall 2021						
	6/6/2022	NS	NS	NS	NS	NS	NS
	8/8/2022	NS	NS	NS	NS	NS	NS
	11/15/2022	<5.0	<5.0	<5.0	<5.0	<2.0	BRL
MW-45	11/19/2020	<5.0	<5.0	<5.0	<5.0	<2.0	BRL
	03/03/2021	<5.0	<5.0	<5.0	<5.0	<2.0	BRL
	08/12/2021	<5.0	<5.0	<5.0	<5.0	<2.0	BRL
	Remedial Injections - Fall 2021						
	6/6/2022	NS	NS	NS	NS	NS	NS
	8/8/2022	NS	NS	NS	NS	NS	NS
	11/17/2022	<5.0	<5.0	<5.0	<5.0	<2.0	BRL
MW-45D	11/19/2020	<5.0	<5.0	<5.0	<5.0	<2.0	BRL
	03/03/2021	<5.0	<5.0	<5.0	<5.0	<2.0	BRL
	08/12/2021	<5.0	<5.0	<5.0	<5.0	<2.0	BRL
	Remedial Injections - Fall 2021						
	6/6/2022	NS	NS	NS	NS	NS	NS
	8/8/2022	NS	NS	NS	NS	NS	NS
	11/21/2022	<5.0	<5.0	<5.0	<5.0	<2.0	BRL
MW-46	11/19/2020	<5.0	<5.0	<5.0	<5.0	<2.0	BRL
	03/02/2021	<5.0	<5.0	<5.0	<5.0	<2.0	BRL
	08/13/2021	<5.0	<5.0	<5.0	<5.0	<2.0	BRL
	Remedial Injections - Spring 2022						
	6/6/2022	NS	NS	NS	NS	NS	NS
	8/8/2022	NS	NS	NS	NS	NS	NS
	11/22/2022	<5.0	<5.0	<5.0	<5.0	<2.0	BRL
MW-46I	11/19/2020	<5.0	**35.7**	**43.1**	<5.0	<2.0	BRL
	03/02/2021	<5.0	**29.7**	**40.5**	<5.0	<2.0	BRL
	08/17/2021	<5.0	**31.2**	**45.3**	<5.0	<2.0	BRL
	Remedial Injections - Spring 2022						
	6/8/2022	<5.0	**29.8**	**46.3**	**5.0**	<2.0	BRL
	08/11/2022	<5.0	<5.0	**84.5**	<5.0	**8.1**	BRL
	11/22/2022	<5.0	<5.0	**74.4**	<5.0	**31.5**	BRL
MW-46D	11/19/2020	<5.0	<5.0	**52.5**	<5.0	<2.0	BRL
	03/02/2021	<5.0	<5.0	**9.3**	<5.0	<2.0	BRL
	08/13/2021	<5.0	<5.0	**10**	<5.0	<2.0	BRL
	Remedial Injections - Spring 2022						
	6/6/2022	NS	NS	NS	NS	NS	NS
	8/8/2022	NS	NS	NS	NS	NS	NS
	11/22/2022	<5.0	<5.0	<5.0	<5.0	<2.0	BRL
MW-47	11/19/2020	<5.0	<5.0	<5.0	<5.0	<2.0	BRL
	03/02/2021	<5.0	<5.0	<5.0	<5.0	<2.0	BRL
	08/13/2021	<5.0	<5.0	<5.0	<5.0	<2.0	BRL
	Remedial Injections - Spring 2022						
	6/6/2022	NS	NS	NS	NS	NS	NS
	8/8/2022	NS	NS	NS	NS	NS	NS
	11/21/2022	<5.0	<5.0	<5.0	<5.0	<2.0	BRL

		PCE	TCE	cDCE	tDCE	VC	Other VOCs
IDEM RCG Residential TWSL's		**5**	**5**	**70**	**100**	**2**	**Varies**
IDEM RCG Residential VESL's		**110**	**9.1**	**NE**	**NE**	**2.1**	**Varies**
IDEM RCG Industrial VESL's		**470**	**38**	**NE**	**NE**	**35**	**Varies**
MW-47I	11/19/2020	<5.0	<5.0	**9.9**	<5.0	<2.0	BRL
	03/02/2021	<5.0	<5.0	**6.7**	<5.0	<2.0	BRL
	08/17/2021	<5.0	<5.0	**34.1**	<5.0	<2.0	BRL
	Remedial Injections - Spring 2022						
	6/6/2022	NS	NS	NS	NS	NS	NS
	8/8/2022	NS	NS	NS	NS	NS	NS
	11/21/2022	<5.0	<5.0	**26.4**	<5.0	<2.0	BRL
MW-47D	11/19/2020	<5.0	<5.0	<5.0	<5.0	<2.0	BRL
	03/02/2021	<5.0	<5.0	<5.0	<5.0	<2.0	BRL
	08/13/2021	<5.0	<5.0	<5.0	<5.0	<2.0	BRL
	Remedial Injections - Spring 2022						
	6/6/2022	NS	NS	NS	NS	NS	NS
	8/8/2022	NS	NS	NS	NS	NS	NS
	11/21/2022	<5.0	<5.0	<5.0	<5.0	<2.0	BRL
MW-48	11/19/2020	<5.0	<5.0	<5.0	<5.0	<2.0	BRL
	03/02/2021	<5.0	<5.0	<5.0	<5.0	<2.0	BRL
	08/16/2021	<5.0	<5.0	<5.0	<5.0	<2.0	BRL
	Remedial Injections - Spring 2022						
	6/6/2022	NS	NS	NS	NS	NS	NS
	8/8/2022	NS	NS	NS	NS	NS	NS
	11/21/2022	<5.0	<5.0	<5.0	<5.0	<2.0	BRL
MW-48D	11/19/2020	<5.0	<5.0	<5.0	<5.0	<2.0	BRL
	03/02/2021	<5.0	<5.0	<5.0	<5.0	<2.0	BRL
	08/16/2021	<5.0	<5.0	<5.0	<5.0	<2.0	BRL
	Remedial Injections - Spring 2022						
	6/6/2022	NS	NS	NS	NS	NS	NS
	8/8/2022	NS	NS	NS	NS	NS	NS
	11/21/2022	<5.0	<5.0	<5.0	<5.0	<2.0	BRL
MW-49	11/19/2020	<5.0	<5.0	<5.0	<5.0	<2.0	BRL
	03/03/2021	<5.0	<5.0	<5.0	<5.0	<2.0	BRL
	08/16/2021	NS	NS	NS	NS	NS	BRL
	Remedial Injections - Spring 2022						
	6/6/2022	NS	NS	NS	NS	NS	NS
	8/8/2022	NS	NS	NS	NS	NS	NS
	11/21/2022	<5.0	<5.0	<5.0	<5.0	<2.0	BRL
MW-49D	11/19/2020	<5.0	<5.0	<5.0	<5.0	<2.0	BRL
	3/3/2021	<5.0	<5.0	<5.0	<5.0	<2.0	BRL
	Remedial Injections - Spring 2022						
	6/6/2022	NS	NS	NS	NS	NS	NS
	8/8/2022	NS	NS	NS	NS	NS	NS
	11/21/2022	<5.0	<5.0	<5.0	<5.0	<2.0	BRL
MW-50	08/17/2021	<5.0	<5.0	<5.0	<5.0	<2.0	BRL
	Remedial Injections - Fall 2021						
	6/6/2022	NS	NS	NS	NS	NS	NS
	8/8/2022	NS	NS	NS	NS	NS	NS
	11/16/2022	<5.0	<5.0	<5.0	<5.0	<2.0	BRL
MW-50D	08/17/2021	<5.0	<5.0	<5.0	<5.0	<2.0	BRL
	Remedial Injections - Fall 2021						
	6/6/2022	NS	NS	NS	NS	NS	NS
	8/8/2022	NS	NS	NS	NS	NS	NS
	11/16/2022	<5.0	<5.0	<5.0	<5.0	<2.0	BRL

		PCE	TCE	cDCE	tDCE	VC	Other VOCs
IDEM RCG Residential TWSL's		**5**	**5**	**70**	**100**	**2**	**Varies**
IDEM RCG Residential VESL's		**110**	**9.1**	**NE**	**NE**	**2.1**	**Varies**
IDEM RCG Industrial VESL's		**470**	**38**	**NE**	**NE**	**35**	**Varies**
MW-51	08/17/2021	<5.0	<5.0	<5.0	<5.0	<2.0	BRL
	Remedial Injections - Fall 2021						
	6/6/2022	NS	NS	NS	NS	NS	NS
	8/8/2022	NS	NS	NS	NS	NS	NS
	11/16/2022	<5.0	<5.0	<5.0	<5.0	<2.0	BRL
MW-52	08/16/2021	<5.0	**20.5**	**124**	**191**	<2.0	BRL
	Remedial Injections - Fall 2021						
	6/6/2022	NS	NS	NS	NS	NS	NS
	8/8/2022	NS	NS	NS	NS	NS	NS
	11/16/2022	<5.0	**49.2**	**265**	**469**	**2.3**	BRL
MW-52D	08/16/2021	<5.0	**5.5**	**129**	**221**	<2.0	BRL
	Remedial Injections - Fall 2021						
	6/6/2022	NS	NS	NS	NS	NS	NS
	8/8/2022	NS	NS	NS	NS	NS	NS
	11/16/2022	<5.0	<5.0	**76.6**	**80.5**	<2.0	BRL
MW-53S (former TMW-1)	02/06/2019	<5.0	**11.2**	<5.0	<5.0	<2.0	BRL
	3/8/2019	<5.0	**14.9**	<5.0	<5.0	<2.0	BRL
	03/26/2019	<5.0	**7**	<5.0	<5.0	<2.0	BRL
	11/16/2020	Well Abandoned. New well installed 10/xx/2022					
	Remedial Injections - Spring 2022						
	11/17/2022	<5.0	**6.3**	<5.0	<5.0	<2.0	BRL
MW-53D (former TMW-1D)	02/06/2019	<5.0	**24.2**	**510**	**41.6**	<2.0	BRL
	3/8/2019	<5.0	**19.8**	**660**	<5.0	<2.0	BRL
	03/26/2019	<5.0	**11.9**	**829**	**41**	<2.0	BRL
	11/16/2020	Well Abandoned. New well installed 10/xx/2022					
	Remedial Injections - Spring 2022						
	11/17/2022	<5.0	**8.9**	**155**	**15.6**	<2.0	BRL
MW-54S (former TMW-2)	02/06/2019	<5.0	**94.1**	<5.0	<5.0	<2.0	BRL
	3/8/2019	<5.0	**106**	<5.0	<5.0	<2.0	BRL
	03/26/2019	<5.0	**73.7**	<5.0	<5.0	<2.0	BRL
	11/16/2020	Well Abandoned. New well installed 10/xx/2022					
	Remedial Injections - Spring 2022						
	11/17/2022	<5.0	**29**	<5.0	<5.0	<2.0	BRL
MW-54D (former TMW-2D)	02/06/2019	<5.0	**15.9**	**550**	**43.4**	<2.0	BRL
	3/8/2019	<5.0	**40.9**	**250**	<5.0	<2.0	BRL
	03/26/2019	<5.0	**13.7**	**683**	**49.6**	**2.3**	BRL
	11/16/2020	Well Abandoned. New well installed 10/xx/2022					
	Remedial Injections - Spring 2022						
	11/17/2022	<5.0	<5.0	**500**	**34.4**	**5.1**	BRL
MW-55S (former TMW-3)	02/06/2019	<5.0	**30.4**	<5.0	<5.0	<2.0	BRL
	3/8/2019	<5.0	**37.3**	<5.0	<5.0	<2.0	BRL
	03/26/2019	<5.0	**25.2**	<5.0	<5.0	<2.0	BRL
	11/16/2020	Well Abandoned. New well installed 10/xx/2022					
	Remedial Injections - Spring 2022						
	11/17/2022	<5.0	**51.5**	<5.0	<5.0	<2.0	BRL
MW-55D (former TMW-3D)	02/06/2019	<5.0	**383**	**1060**	**87.5**	<2.0	BRL
	3/8/2019	<5.0	**152**	**539**	<5.0	<2.0	BRL
	03/26/2019	<5.0	**288**	**904**	**78.4**	<2.0	BRL
	11/16/2020	Well Abandoned. New well installed 10/xx/2022					
	Remedial Injections - Spring 2022						
	11/17/2022	<5.0	**20.5**	**121**	<5.0	**58.4**	BRL

		PCE	TCE	cDCE	tDCE	VC	Other VOCs
IDEM RCG Residential TWSL's		**5**	**5**	**70**	**100**	**2**	**Varies**
IDEM RCG Residential VESL's		**110**	**9.1**	**NE**	**NE**	**2.1**	**Varies**
IDEM RCG Industrial VESL's		**470**	**38**	**NE**	**NE**	**35**	**Varies**
MW-56S (former TMW-4)	02/07/2019	<5.0	<5.0	<5.0	<5.0	<2.0	BRL
	3/8/2019	<5.0	<5.0	<5.0	<5.0	<2.0	BRL
	03/26/2019	<5.0	<5.0	<5.0	<5.0	<2.0	BRL
	11/16/2020	Well Abandoned. New well installed 10/xx/2022					
	Remedial Injections - Spring 2022						
	11/17/2022	<5.0	<5.0	<5.0	<5.0	<2.0	BRL
MW-56D (former TMW-4D)	02/07/2019	<5.0	**9.1**	**437**	**14.5**	<2.0	BRL
	03/05/2019	<5.0	**7.3**	**270**	**9.8**	<2.0	BRL
	03/26/2019	<5.0	**10.9**	**395**	<5.0	<2.0	BRL
	11/16/2020	Well Abandoned. New well installed 10/xx/2022					
	Remedial Injections - Spring 2022						
	11/17/2022	<5.0	<5.0	**47.9**	<5.0	<2.0	BRL
MW-57S (former TMW-5)	02/08/2019	<5.0	**479**	<5.0	<5.0	<2.0	BRL
	03/05/2019	<5.0	**311**	<5.0	<5.0	<2.0	BRL
	03/26/2019	<5.0	**244**	<5.0	<5.0	<2.0	BRL
	11/16/2020	Well Abandoned. New well installed 10/xx/2022					
	Remedial Injections - Spring 2022						
	11/17/2022	<5.0	**612**	<5.0	<5.0	<2.0	BRL
MW-57D (former TMW-5D)	02/08/2019	<5.0	**528**	**1560**	**139**	<2.0	BRL
	03/05/2019	<5.0	**444**	**1040**	**80.9**	<2.0	BRL
	03/26/2019	<5.0	**500**	**1220**	**112**	<2.0	BRL
	11/16/2020	Well Abandoned. New well installed 10/xx/2022					
	Remedial Injections - Spring 2022						
	11/17/2022	<5.0	**71.1**	**1660**	**84.9**	<2.0	BRL
MW-58S (former TMW-6)	02/08/2019	<5.0	**14.7**	**24.4**	<5.0	<2.0	BRL
	03/05/2019	<5.0	<5.0	<5.0	<5.0	<2.0	BRL
	03/27/2019	<5.0	<5.0	<5.0	<5.0	<2.0	BRL
	11/16/2020	Well Abandoned. New well installed 10/xx/2022					
	Remedial Injections - Spring 2022						
	11/17/2022	<5.0	<5.0	<5.0	<5.0	<2.0	BRL
MW-58D (former TMW-6D)	02/08/2019	<5.0	<5.0	**8.3**	<5.0	<2.0	BRL
	03/05/2019	<5.0	<5.0	**5.2**	<5.0	<2.0	BRL
	03/27/2019	<5.0	<5.0	<5.0	<5.0	<2.0	BRL
	11/16/2020	Well Abandoned. New well installed 10/xx/2022					
	Remedial Injections - Spring 2022						
	11/17/2022	<5.0	<5.0	**287**	**9.2**	**2100**	BRL
MW-59D (former TMW-8D)	11/05/2021	<5.0	<5.0	**41.2**	<5.0	<2.0	BRL
	12/02/2021	<5.0	<5.0	**35.2**	<5.0	<2.0	BRL
	Remedial Injections - Spring 2022						
	6/6/2022	NS	NS	NS	NS	NS	NS
	8/8/2022	NS	NS	NS	NS	NS	NS
	11/17/2022	NS	NS	NS	NS	NS	NS
MW-60S (former TMW-9S)	11/04/2021	<5.0	<5.0	<5.0	<5.0	<2.0	BRL
	12/02/2021	<5.0	<5.0	**19.9**	<5.0	<2.0	BRL
	Remedial Injections - Spring 2022						
	6/6/2022	NS	NS	NS	NS	NS	NS
	8/8/2022	NS	NS	NS	NS	NS	NS
	11/17/2022	NS	NS	NS	NS	NS	NS

		PCE	TCE	cDCE	tDCE	VC	Other VOCs
IDEM RCG Residential TWSL's		**5**	**5**	**70**	**100**	**2**	**Varies**
IDEM RCG Residential VESL's		**110**	**9.1**	**NE**	**NE**	**2.1**	**Varies**
IDEM RCG Industrial VESL's		**470**	**38**	**NE**	**NE**	**35**	**Varies**
MW-60I (former TMW-9I)	11/04/2021	<5.0	**240**	**150**	**15.5**	<2.0	BRL
	12/02/2021	<5.0	**175**	**213**	**16.9**	<2.0	BRL
	Remedial Injections - Spring 2022						
	6/6/2022	NS	NS	NS	NS	NS	NS
	8/8/2022	NS	NS	NS	NS	NS	NS
	11/17/2022	NS	NS	NS	NS	NS	NS
MW-60D (former TMW-9D)	11/04/2021	<5.0	**27.7**	**1110**	**202**	<2.0	BRL
	12/02/2021	<5.0	**19.9**	**1430**	**208**	<2.0	BRL
	Remedial Injections - Spring 2022						
	6/6/2022	NS	NS	NS	NS	NS	NS
	8/8/2022	NS	NS	NS	NS	NS	NS
	11/17/2022	NS	NS	NS	NS	NS	NS
MW-61I (former TMW-10I)	11/04/2021	<5.0	<5.0	**33.0**	<5.0	<2.0	BRL
	12/02/2021	<5.0	<5.0	**23.7**	<5.0	<2.0	BRL
	Remedial Injections - Spring 2022						
	6/6/2022	NS	NS	NS	NS	NS	NS
	8/8/2022	NS	NS	NS	NS	NS	NS
	11/17/2022	NS	NS	NS	NS	NS	NS
MW-61D (former TMW-10D)	11/05/2021	<5.0	<5.0	**6.4**	<5.0	<2.0	BRL
	12/02/2021	<5.0	<5.0	**7.3**	<5.0	<2.0	BRL
	Remedial Injections - Spring 2022						
	6/6/2022	NS	NS	NS	NS	NS	NS
	8/8/2022	NS	NS	NS	NS	NS	NS
	11/17/2022	NS	NS	NS	NS	NS	NS
MW-62I (former TMW-12I)	12/01/2021	<5.0	**277**	**774**	**62.8**	<2.0	BRL
	Remedial Injections - Spring 2022						
	6/6/2022	NS	NS	NS	NS	NS	NS
	8/8/2022	NS	NS	NS	NS	NS	NS
	11/17/2022	NS	NS	NS	NS	NS	NS
MW-62D (former TMW-12D)	11/05/2021	<5.0	<5.0	**517**	**33.4**	<2.0	BRL
	12/01/2021	<5.0	<5.0	**704**	**30.9**	**3.1**	BRL
	Remedial Injections - Spring 2022						
	6/6/2022	NS	NS	NS	NS	NS	NS
	8/8/2022	NS	NS	NS	NS	NS	NS
	11/17/2022	NS	NS	NS	NS	NS	NS
MW-63I (former TMW-13I)	11/04/2021	<5.0	<5.0	<5.0	<5.0	<2.0	BRL
	12/01/2021	<5.0	<5.0	<5.0	<5.0	<2.0	BRL
	Remedial Injections - Spring 2022						
	6/6/2022	NS	NS	NS	NS	NS	NS
	8/8/2022	NS	NS	NS	NS	NS	NS
	11/17/2022	NS	NS	NS	NS	NS	NS
MW-63D (former TMW-13D)	11/04/2021	<5.0	<5.0	<5.0	<5.0	<2.0	BRL
	12/01/2021	<5.0	<5.0	<5.0	<5.0	<2.0	BRL
	Remedial Injections - Spring 2022						
	6/6/2022	NS	NS	NS	NS	NS	NS
	8/8/2022	NS	NS	NS	NS	NS	NS
	11/17/2022	NS	NS	NS	NS	NS	NS
MW-64I	11/22/2022	<5.0	**101**	**745**	**74.9**	<2.0	BRL
MW-64D	11/22/2022	<5.0	<5.0	<5.0	<5.0	<2.0	BRL

		PCE	TCE	cDCE	tDCE	VC	Other VOCs
IDEM RCG Residential TWSL's		**5**	**5**	**70**	**100**	**2**	**Varies**
IDEM RCG Residential VESL's		**110**	**9.1**	**NE**	**NE**	**2.1**	**Varies**
IDEM RCG Industrial VESL's		**470**	**38**	**NE**	**NE**	**35**	**Varies**
TMW-7	02/07/2019	<5.0	<5.0	<5.0	<5.0	<2.0	BRL
	03/05/2019	<5.0	<5.0	<5.0	<5.0	<2.0	BRL
	03/27/2019	<5.0	<5.0	<5.0	<5.0	<2.0	BRL
	11/16/2020	Well Abandoned					
TMW-7D	02/07/2019	<5.0	<5.0	**780**	**38.2**	<2.0	BRL
	03/05/2019	<5.0	**19.2**	**246**	**14.2**	<2.0	BRL
	03/27/2019	<5.0	<5.0	**943**	**46**	<2.0	BRL
	11/16/2020	Well Abandoned					
TMW-8S	11/05/2021	<5.0	<5.0	<5.0	<5.0	<2.0	BRL
	12/01/2021	<5.0	<5.0	<5.0	<5.0	<2.0	BRL
	4/14/2022	Well Abandoned					
TMW-10S	11/04/2021	<5.0	<5.0	<5.0	<5.0	<2.0	BRL
	12/02/2021	<5.0	<5.0	<5.0	<5.0	<2.0	BRL
	4/14/2022	Well Abandoned					
TMW-11D	11/05/2021	<5.0	<5.0	<5.0	<5.0	<2.0	BRL
	12/01/2021	<5.0	<5.0	<5.0	<5.0	<2.0	BRL
	4/14/2022	Well Abandoned					
TMW-14D	11/04/2021	<5.0	<5.0	**10.5**	<5.0	<2.0	BRL
	12/01/2021	<5.0	<5.0	<5.0	<5.0	<2.0	BRL
	4/14/2022	Well Abandoned					

Notes

BOLD	= Constituent detected above Laboratory Reporting Limit
BOLD	= Constituent detected above IDEM RCG Residential TWSL's
BOLD	= Constituent detected above IDEM RCG Residential VESL's
BOLD	= Constituent detected above IDEM RCG Industrial VESL's

NE = No Screening Level Established for Constituent

BRL - Below Laboratory Reporting Limit

NS=Not Sampled

APPENDIX C

4Q2022 LOW FLOW SAMPLING LOGS

Low-Flow Test Report:

Test Date / Time: 11/16/2022 10:48:16 AM
Project: HRID 4Q2022 MW-10
Operator Name: Kilauren Driscoll

Location Name: HRID **Well Diameter: 2 in** **Casing Type: PVC Sch. 40** **Screen Length: 10 ft** **Top of Screen: 4.63 ft** **Total Depth: 14.63 ft** **Initial Depth to Water: 7.61 ft**	**Pump Type: Proactive SSHurricane Pro** **Tubing Type: Poly** **Pump Intake From TOC: 10.5 ft** **Estimated Total Volume Pumped: 7500 ml** **Flow Cell Volume: 130 ml** **Final Flow Rate: 300 ml/min** **Final Draw Down: 10.89 ft**	**Instrument Used: Aqua TROLL 600** **Serial Number: 651965**

Test Notes:
VOCs clear no remarks

Weather Conditions:
Overcast low 30s. Snowing

Low-Flow Readings:

Date Time	Elapsed Time	pH	Temperature	Specific Conductivity	RDO Concentration	Turbidity	ORP	Depth to Water	Flow
		+/- 0.1	+/- 3 %	+/- 3 %	+/- 10 %	+/- 10 %	+/- 10		
11/16/2022 10:48 AM	00:00	6.68 pH	66.03 °F	740.63 µS/cm	1.84 mg/L	469.26 NTU	15.3 mV	7.61 ft	300.00 ml/min
11/16/2022 10:49 AM	01:00	6.76 pH	79.18 °F	753.99 µS/cm	0.63 mg/L	149.76 NTU	-0.7 mV	7.61 ft	300.00 ml/min
11/16/2022 10:50 AM	02:00	6.78 pH	67.31 °F	725.71 µS/cm	0.58 mg/L	162.37 NTU	-6.6 mV	7.61 ft	300.00 ml/min
11/16/2022 10:51 AM	03:00	6.81 pH	67.49 °F	723.20 µS/cm	0.56 mg/L	179.40 NTU	-5.7 mV	7.61 ft	300.00 ml/min
11/16/2022 10:52 AM	04:00	6.82 pH	67.82 °F	719.81 µS/cm	0.56 mg/L	168.45 NTU	-3.3 mV	7.61 ft	300.00 ml/min
11/16/2022 10:53 AM	05:00	6.80 pH	67.40 °F	723.80 µS/cm	0.57 mg/L	204.13 NTU	-0.6 mV	7.61 ft	300.00 ml/min
11/16/2022 10:54 AM	06:00	6.79 pH	67.44 °F	721.75 µS/cm	0.58 mg/L	202.79 NTU	1.8 mV	7.61 ft	300.00 ml/min
11/16/2022 10:55 AM	07:00	6.83 pH	67.47 °F	721.39 µS/cm	0.65 mg/L	208.84 NTU	1.0 mV	7.61 ft	300.00 ml/min
11/16/2022 10:56 AM	08:00	6.72 pH	67.54 °F	727.24 µS/cm	0.71 mg/L	196.05 NTU	7.7 mV	7.61 ft	300.00 ml/min
11/16/2022 10:57 AM	09:00	6.71 pH	66.96 °F	730.70 µS/cm	0.91 mg/L	138.93 NTU	8.1 mV	7.61 ft	300.00 ml/min
11/16/2022 10:58 AM	10:00	6.82 pH	67.71 °F	720.35 µS/cm	0.72 mg/L	105.67 NTU	4.0 mV	7.61 ft	300.00 ml/min
11/16/2022 10:59 AM	11:00	6.87 pH	69.95 °F	695.19 µS/cm	0.76 mg/L	77.21 NTU	3.3 mV	7.61 ft	300.00 ml/min
11/16/2022 11:00 AM	12:00	6.78 pH	66.41 °F	715.87 µS/cm	1.07 mg/L	104.31 NTU	10.7 mV	7.61 ft	300.00 ml/min

11/16/2022 11:01 AM	13:00	6.75 pH	66.01 °F	712.52 µS/cm	1.25 mg/L	107.53 NTU	13.2 mV	7.61 ft	300.00 ml/min
11/16/2022 11:02 AM	14:00	6.83 pH	65.86 °F	712.05 µS/cm	2.03 mg/L	64.47 NTU	11.9 mV	7.61 ft	300.00 ml/min
11/16/2022 11:03 AM	15:00	6.82 pH	65.15 °F	712.60 µS/cm	2.23 mg/L	73.74 NTU	13.2 mV	7.61 ft	300.00 ml/min
11/16/2022 11:04 AM	16:00	6.64 pH	65.37 °F	713.69 µS/cm	2.38 mg/L	72.67 NTU	22.8 mV	7.61 ft	300.00 ml/min
11/16/2022 11:05 AM	17:00	6.77 pH	66.81 °F	717.36 µS/cm	2.47 mg/L	68.71 NTU	16.6 mV	7.61 ft	300.00 ml/min
11/16/2022 11:06 AM	18:00	6.75 pH	68.17 °F	721.78 µS/cm	2.63 mg/L	70.56 NTU	18.4 mV	7.61 ft	300.00 ml/min
11/16/2022 11:07 AM	19:00	6.77 pH	67.23 °F	718.97 µS/cm	2.74 mg/L	62.42 NTU	19.7 mV	7.61 ft	300.00 ml/min
11/16/2022 11:08 AM	20:00	6.75 pH	67.81 °F	720.17 µS/cm	3.00 mg/L	73.85 NTU	20.5 mV	7.61 ft	300.00 ml/min
11/16/2022 11:09 AM	21:00	6.77 pH	66.84 °F	719.73 µS/cm	3.01 mg/L	68.79 NTU	23.0 mV	7.61 ft	300.00 ml/min
11/16/2022 11:10 AM	22:00	6.65 pH	73.51 °F	749.21 µS/cm	3.20 mg/L	123.13 NTU	24.3 mV	7.61 ft	300.00 ml/min
11/16/2022 11:11 AM	23:00	6.72 pH	77.76 °F	724.14 µS/cm	2.82 mg/L	139.49 NTU	21.1 mV	7.61 ft	300.00 ml/min
11/16/2022 11:12 AM	24:00	6.80 pH	77.14 °F	723.75 µS/cm	2.75 mg/L	125.72 NTU	19.0 mV	7.61 ft	300.00 ml/min
11/16/2022 11:13 AM	25:00	6.64 pH	79.14 °F	738.19 µS/cm	2.81 mg/L	230.97 NTU	25.4 mV	7.61 ft	300.00 ml/min

Samples

Sample ID:	Description:

Low-Flow Test Report:

Test Date / Time: 11/14/2022 11:55:26 AM
Project: Reed
Operator Name: N. Downton

Location Name: MW-11 **Well Diameter: 2 in** **Casing Type: PVC** **Screen Length: 10 ft** **Top of Screen: 3.85 ft** **Total Depth: 13.8 ft** **Initial Depth to Water: 10.42 ft**	**Pump Type: 2" bladder pump** **Tubing Type: TLPE** **Pump Intake From TOC: 12.15 ft** **Estimated Total Volume Pumped: 4200 ml** **Flow Cell Volume: 130 ml** **Final Flow Rate: 200 ml/min** **Final Draw Down: 0 ft**	**Instrument Used: Aqua TROLL 500** **Serial Number: 613473**

Test Notes:
Purge began @ 1148. Purge water clear. No visible particles. Slight odor. Plug into AQUATROLL @ 1150.
12.5/2.5
15 psi

Weather Conditions:
38°, sunny. 7 mph wind

Low-Flow Readings:

Date Time	Elapsed Time	pH	Temperature	Specific Conductivity	RDO Concentration	Turbidity	ORP	Depth to Water	Flow
		+/- 0.1	+/- 3 %	+/- 3 %	+/- 10 %	+/- 10 %	+/- 10		
11/14/2022 11:55 AM	00:00	6.23 pH	14.74 °C	0.70 mS/cm	0.25 mg/L	67.33 NTU	-158.4 mV	10.42 ft	200.00 ml/min
11/14/2022 11:58 AM	03:00	6.29 pH	15.10 °C	0.69 mS/cm	0.19 mg/L	46.87 NTU	-168.5 mV	10.42 ft	200.00 ml/min
11/14/2022 12:01 PM	06:00	6.33 pH	15.47 °C	0.68 mS/cm	0.15 mg/L	25.15 NTU	-178.7 mV	10.42 ft	200.00 ml/min
11/14/2022 12:04 PM	09:00	6.37 pH	15.70 °C	0.67 mS/cm	0.13 mg/L	13.03 NTU	-187.3 mV	10.42 ft	200.00 ml/min
11/14/2022 12:07 PM	12:00	6.41 pH	15.79 °C	0.66 mS/cm	0.12 mg/L	7.53 NTU	-193.5 mV	10.42 ft	200.00 ml/min
11/14/2022 12:10 PM	15:00	6.45 pH	15.45 °C	0.65 mS/cm	0.09 mg/L	4.01 NTU	-198.8 mV	10.42 ft	200.00 ml/min
11/14/2022 12:13 PM	18:00	6.47 pH	15.53 °C	0.65 mS/cm	0.10 mg/L	1.69 NTU	-202.3 mV	10.42 ft	200.00 ml/min
11/14/2022 12:16 PM	21:00	6.47 pH	15.53 °C	0.65 mS/cm	0.09 mg/L	0.85 NTU	-205.1 mV	10.42 ft	200.00 ml/min

Samples

Sample ID:	Description:

Low-Flow Test Report:

Test Date / Time: 11/15/2022 12:50:16 PM
Project: HRID 4Q2022 MW-11D
Operator Name: Cole Baird

Location Name: HRID **Well Diameter: 2 in** **Casing Type: PVC Sch. 40** **Screen Length: 10 ft** **Top of Screen: 13 ft** **Total Depth: 23.37 ft** **Initial Depth to Water: 10.31 ft**	**Pump Type: Proactive SS Monsoon XL** **Tubing Type: Poly** **Pump Intake From TOC: 16.5 ft** **Estimated Total Volume Pumped: 4400 ml** **Flow Cell Volume: 130 ml** **Final Flow Rate: 200 ml/min** **Final Draw Down: 10.6 ft**	**Instrument Used: Aqua TROLL 500** **Serial Number: 913928**

Test Notes:
Vocs, no odor

Weather Conditions:
Overcast, 37

Low-Flow Readings:

Date Time	Elapsed Time	pH	Temperature	Specific Conductivity	RDO Concentration	Turbidity	ORP	Depth to Water	Flow
		+/- 0.1	+/- 3 %	+/- 3 %	+/- 10 %	+/- 10 %	+/- 10		
11/15/2022 12:50 PM	00:00	7.12 pH	54.68 °F	445.22 µS/cm	8.89 mg/L	182.01 NTU	180.0 mV	10.31 ft	200.00 ml/min
11/15/2022 12:51 PM	01:00	6.91 pH	54.23 °F	443.35 µS/cm	3.11 mg/L	111.83 NTU	169.1 mV	10.31 ft	200.00 ml/min
11/15/2022 12:52 PM	02:00	6.84 pH	55.13 °F	437.15 µS/cm	1.28 mg/L	126.71 NTU	146.3 mV	10.31 ft	200.00 ml/min
11/15/2022 12:53 PM	03:00	6.80 pH	55.50 °F	445.29 µS/cm	0.62 mg/L	112.03 NTU	123.1 mV	10.31 ft	200.00 ml/min
11/15/2022 12:54 PM	04:00	6.79 pH	56.01 °F	464.13 µS/cm	0.39 mg/L	107.07 NTU	101.8 mV	10.31 ft	200.00 ml/min
11/15/2022 12:55 PM	05:00	6.79 pH	57.06 °F	485.10 µS/cm	0.30 mg/L	96.80 NTU	83.8 mV	10.31 ft	200.00 ml/min
11/15/2022 12:56 PM	06:00	6.81 pH	56.59 °F	491.42 µS/cm	0.27 mg/L	86.73 NTU	69.5 mV	10.31 ft	200.00 ml/min
11/15/2022 12:57 PM	07:00	6.82 pH	56.15 °F	493.81 µS/cm	0.26 mg/L	68.41 NTU	58.8 mV	10.31 ft	200.00 ml/min
11/15/2022 12:58 PM	08:00	6.83 pH	55.90 °F	492.88 µS/cm	0.26 mg/L	74.22 NTU	50.7 mV	10.31 ft	200.00 ml/min
11/15/2022 12:59 PM	09:00	6.83 pH	55.52 °F	493.95 µS/cm	0.25 mg/L	83.89 NTU	44.1 mV	10.31 ft	200.00 ml/min
11/15/2022 1:00 PM	10:00	6.84 pH	54.54 °F	501.18 µS/cm	0.25 mg/L	73.25 NTU	39.2 mV	10.31 ft	200.00 ml/min
11/15/2022 1:01 PM	11:00	6.85 pH	54.57 °F	507.10 µS/cm	0.25 mg/L	69.38 NTU	34.3 mV	10.31 ft	200.00 ml/min
11/15/2022 1:02 PM	12:00	6.86 pH	54.44 °F	507.33 µS/cm	0.23 mg/L	65.75 NTU	29.9 mV	10.31 ft	200.00 ml/min

11/15/2022 1:03 PM	13:00	6.87 pH	56.78 °F	573.80 µS/cm	0.25 mg/L	68.69 NTU	25.9 mV	10.31 ft	200.00 ml/min
11/15/2022 1:04 PM	14:00	6.92 pH	58.01 °F	618.54 µS/cm	0.23 mg/L	57.41 NTU	20.2 mV	10.31 ft	200.00 ml/min
11/15/2022 1:05 PM	15:00	6.94 pH	59.30 °F	604.12 µS/cm	0.15 mg/L	59.20 NTU	15.1 mV	10.31 ft	200.00 ml/min
11/15/2022 1:06 PM	16:00	6.91 pH	59.35 °F	580.28 µS/cm	0.11 mg/L	65.20 NTU	12.4 mV	10.31 ft	200.00 ml/min
11/15/2022 1:07 PM	17:00	6.94 pH	59.17 °F	613.25 µS/cm	0.10 mg/L	50.08 NTU	8.6 mV	10.31 ft	200.00 ml/min
11/15/2022 1:08 PM	18:00	6.98 pH	59.05 °F	643.80 µS/cm	0.09 mg/L	46.58 NTU	4.0 mV	10.31 ft	200.00 ml/min
11/15/2022 1:09 PM	19:00	7.00 pH	59.03 °F	656.24 µS/cm	0.08 mg/L	44.22 NTU	-0.1 mV	10.31 ft	200.00 ml/min
11/15/2022 1:10 PM	20:00	7.03 pH	59.06 °F	672.31 µS/cm	0.08 mg/L	44.59 NTU	-4.1 mV	10.31 ft	200.00 ml/min
11/15/2022 1:11 PM	21:00	7.05 pH	58.87 °F	679.68 µS/cm	0.08 mg/L	39.31 NTU	-7.8 mV	10.31 ft	200.00 ml/min
11/15/2022 1:12 PM	22:00	7.07 pH	58.88 °F	690.03 µS/cm	0.07 mg/L	33.79 NTU	-11.1 mV	10.31 ft	200.00 ml/min

Samples

Sample ID:	Description:

Low-Flow Test Report:

Test Date / Time: 11/17/2022 1:47:55 PM
Project: HRID 4Q2022 MW-12D
Operator Name: Kilauren Driscoll

Location Name: HRID **Well Diameter: 2 in** **Casing Type: PVC Sch. 40** **Screen Length: 10 ft** **Top of Screen: 17.79 ft** **Total Depth: 27.79 ft** **Initial Depth to Water: 11.46 ft**	**Pump Type: Proactive SSHurricane Pro** **Tubing Type: Poly** **Pump Intake From TOC: 20 ft** **Estimated Total Volume Pumped: 4800 ml** **Flow Cell Volume: 130 ml** **Final Flow Rate: 300 ml/min** **Final Draw Down: 0 ft**	**Instrument Used: Aqua TROLL 600** **Serial Number: 651965**

Test Notes:
VOCs. Clear, slight sulfur like odor sheen on surface

Weather Conditions:
Overcast 30 degrees

Low-Flow Readings:

Date Time	Elapsed Time	pH	Temperature	Specific Conductivity	RDO Concentration	Turbidity	ORP	Depth to Water	Flow
		+/- 0.1	+/- 3 %	+/- 3 %	+/- 10 %	+/- 10 %	+/- 10		
11/17/2022 1:47 PM	00:00	6.46 pH	67.72 °F	115.69 µS/cm	4.33 mg/L	11.52 NTU	-5.1 mV	11.46 ft	300.00 ml/min
11/17/2022 1:48 PM	01:00	6.54 pH	69.61 °F	274.72 µS/cm	0.24 mg/L	8.83 NTU	-60.0 mV	11.46 ft	300.00 ml/min
11/17/2022 1:49 PM	02:00	6.96 pH	69.37 °F	362.39 µS/cm	0.05 mg/L	7.51 NTU	-112.6 mV	11.46 ft	300.00 ml/min
11/17/2022 1:50 PM	03:00	7.18 pH	70.06 °F	352.12 µS/cm	0.02 mg/L	7.22 NTU	-144.1 mV	11.46 ft	300.00 ml/min
11/17/2022 1:51 PM	04:00	7.35 pH	64.09 °F	375.95 µS/cm	0.01 mg/L	8.38 NTU	-169.5 mV	11.46 ft	300.00 ml/min
11/17/2022 1:52 PM	05:00	7.42 pH	64.43 °F	379.96 µS/cm	0.00 mg/L	11.03 NTU	-185.9 mV	11.46 ft	300.00 ml/min
11/17/2022 1:53 PM	06:00	7.56 pH	64.14 °F	372.08 µS/cm	0.00 mg/L	11.52 NTU	-206.2 mV	11.46 ft	300.00 ml/min
11/17/2022 1:54 PM	07:00	7.61 pH	64.12 °F	399.01 µS/cm	0.00 mg/L	10.72 NTU	-217.7 mV	11.46 ft	300.00 ml/min
11/17/2022 1:55 PM	08:00	7.63 pH	63.87 °F	408.12 µS/cm	0.00 mg/L	11.45 NTU	-223.6 mV	11.46 ft	300.00 ml/min
11/17/2022 1:56 PM	09:00	7.63 pH	63.80 °F	409.99 µS/cm	0.00 mg/L	13.08 NTU	-226.3 mV	11.46 ft	300.00 ml/min
11/17/2022 1:57 PM	10:00	7.68 pH	63.25 °F	412.09 µS/cm	0.00 mg/L	13.90 NTU	-232.6 mV	11.46 ft	300.00 ml/min
11/17/2022 1:58 PM	11:00	7.68 pH	63.48 °F	412.37 µS/cm	0.00 mg/L	13.78 NTU	-237.8 mV	11.46 ft	300.00 ml/min
11/17/2022 1:59 PM	12:00	7.76 pH	62.15 °F	420.26 µS/cm	0.00 mg/L	11.50 NTU	-250.8 mV	11.46 ft	300.00 ml/min

11/17/2022 2:00 PM	13:00	7.80 pH	61.61 °F	434.29 µS/cm	0.00 mg/L	13.38 NTU	-256.7 mV	11.46 ft	300.00 ml/min
11/17/2022 2:01 PM	14:00	7.75 pH	61.71 °F	441.91 µS/cm	0.00 mg/L	15.12 NTU	-254.2 mV	11.46 ft	300.00 ml/min
11/17/2022 2:02 PM	15:00	7.71 pH	61.99 °F	446.78 µS/cm	0.00 mg/L	14.83 NTU	-252.3 mV	11.46 ft	300.00 ml/min
11/17/2022 2:03 PM	16:00	7.77 pH	62.42 °F	443.49 µS/cm	0.00 mg/L	10.79 NTU	-258.8 mV	11.46 ft	300.00 ml/min

Samples

Sample ID:	Description:

Created using VuSitu from In-Situ, Inc.

Low-Flow Test Report:

Test Date / Time: 11/18/2022 10:35:47 AM
Project: HRID 4Q2022 MW-12S
Operator Name: Kilauren Driscoll

Location Name: HRID **Well Diameter: 2 in** **Casing Type: PVC Sch. 40** **Screen Length: 10 ft** **Top of Screen: 6.21 ft** **Total Depth: 16.21 ft** **Initial Depth to Water: 11.89 ft**	**Pump Type: Proactive SSHurricane Pro** **Tubing Type: Poly** **Pump Intake From TOC: 14 ft** **Estimated Total Volume Pumped: 3900 ml** **Flow Cell Volume: 130 ml** **Final Flow Rate: 300 ml/min** **Final Draw Down: 0 ft**	**Instrument Used: Aqua TROLL 600** **Serial Number: 651965**

Test Notes:
VOCs. Clear no odor

Weather Conditions:
Partly cloudy 25 degrees

Low-Flow Readings:

Date Time	Elapsed Time	pH	Temperature	Specific Conductivity	RDO Concentration	Turbidity	ORP	Depth to Water	Flow
		+/- 0.1	+/- 3 %	+/- 3 %	+/- 10 %	+/- 10 %	+/- 10		
11/18/2022 10:35 AM	00:00	6.72 pH	57.54 °F	736.80 µS/cm	6.03 mg/L	187.53 NTU	309.6 mV	11.89 ft	300.00 ml/min
11/18/2022 10:36 AM	01:00	6.25 pH	59.99 °F	714.55 µS/cm	0.89 mg/L	441.27 NTU	306.3 mV	11.89 ft	300.00 ml/min
11/18/2022 10:37 AM	02:00	6.34 pH	60.66 °F	702.88 µS/cm	0.50 mg/L	228.69 NTU	295.3 mV	11.89 ft	300.00 ml/min
11/18/2022 10:38 AM	03:00	6.39 pH	60.67 °F	697.93 µS/cm	0.41 mg/L	98.84 NTU	289.1 mV	11.89 ft	300.00 ml/min
11/18/2022 10:39 AM	04:00	6.46 pH	64.70 °F	695.59 µS/cm	0.37 mg/L	56.30 NTU	286.7 mV	11.89 ft	300.00 ml/min
11/18/2022 10:40 AM	05:00	6.50 pH	63.86 °F	694.81 µS/cm	0.47 mg/L	49.08 NTU	287.3 mV	11.89 ft	300.00 ml/min
11/18/2022 10:41 AM	06:00	6.51 pH	64.49 °F	696.37 µS/cm	0.48 mg/L	51.40 NTU	283.7 mV	11.89 ft	300.00 ml/min
11/18/2022 10:42 AM	07:00	6.53 pH	64.65 °F	693.29 µS/cm	0.56 mg/L	19.00 NTU	279.6 mV	11.89 ft	300.00 ml/min
11/18/2022 10:43 AM	08:00	6.54 pH	64.33 °F	693.06 µS/cm	0.57 mg/L	12.93 NTU	278.3 mV	11.89 ft	300.00 ml/min
11/18/2022 10:44 AM	09:00	6.54 pH	65.68 °F	685.99 µS/cm	0.57 mg/L	6.60 NTU	276.6 mV	11.89 ft	300.00 ml/min
11/18/2022 10:45 AM	10:00	6.56 pH	65.49 °F	684.14 µS/cm	0.59 mg/L	4.84 NTU	275.7 mV	11.89 ft	300.00 ml/min
11/18/2022 10:46 AM	11:00	6.61 pH	65.59 °F	683.27 µS/cm	0.57 mg/L	4.60 NTU	269.8 mV	11.89 ft	300.00 ml/min
11/18/2022 10:47 AM	12:00	6.57 pH	64.30 °F	688.82 µS/cm	0.61 mg/L	2.88 NTU	272.5 mV	11.89 ft	300.00 ml/min

11/18/2022 10:48 AM	13:00	6.58 pH	63.12 °F	702.54 µS/cm	0.69 mg/L	441.83 NTU	271.4 mV	11.89 ft	300.00 ml/min

Samples

Sample ID:	Description:

Created using VuSitu from In-Situ, Inc.

Low-Flow Test Report:

Test Date / Time: 11/15/2022 9:51:57 AM
Project: HRID 4Q2022 MW-13
Operator Name: Cole Baird

Location Name: HRID **Well Diameter: 2 in** **Casing Type: PVC Sch. 40** **Screen Length: 10 ft** **Top of Screen: 11 ft** **Total Depth: 21.09 ft** **Initial Depth to Water: 18.48 ft**	**Pump Type: Proactive SS Hurricane Pro** **Tubing Type: Poly** **Pump Intake From TOC: 19.5 ft** **Estimated Total Volume Pumped: 3400 ml** **Flow Cell Volume: 130 ml** **Final Flow Rate: 200 ml/min** **Final Draw Down: 18.48 ft**	**Instrument Used: Aqua TROLL 500** **Serial Number: 913928**

Test Notes:
Vocs, slight sheen on water surface, no odor

Weather Conditions:
Overcast, 36

Low-Flow Readings:

Date Time	Elapsed Time	pH	Temperature	Specific Conductivity	RDO Concentration	Turbidity	ORP	Depth to Water	Flow
		+/- 0.1	+/- 3 %	+/- 3 %	+/- 10 %	+/- 10 %	+/- 10		
11/15/2022 9:51 AM	00:00	8.63 pH	50.78 °F	663.76 µS/cm	11.40 mg/L	145.30 NTU	201.5 mV	18.48 ft	200.00 ml/min
11/15/2022 9:52 AM	01:00	7.65 pH	56.46 °F	689.55 µS/cm	3.23 mg/L	616.38 NTU	203.7 mV	18.48 ft	200.00 ml/min
11/15/2022 9:53 AM	02:00	7.39 pH	57.13 °F	682.93 µS/cm	1.31 mg/L	666.75 NTU	209.3 mV	18.48 ft	200.00 ml/min
11/15/2022 9:54 AM	03:00	7.27 pH	57.24 °F	677.29 µS/cm	0.83 mg/L	409.72 NTU	213.0 mV	18.48 ft	200.00 ml/min
11/15/2022 9:55 AM	04:00	7.20 pH	57.30 °F	679.77 µS/cm	0.66 mg/L	281.09 NTU	215.9 mV	18.48 ft	200.00 ml/min
11/15/2022 9:56 AM	05:00	7.15 pH	57.32 °F	682.24 µS/cm	0.49 mg/L	181.42 NTU	217.9 mV	18.48 ft	200.00 ml/min
11/15/2022 9:57 AM	06:00	7.12 pH	57.33 °F	681.76 µS/cm	0.44 mg/L	161.16 NTU	219.5 mV	18.48 ft	200.00 ml/min
11/15/2022 9:58 AM	07:00	7.10 pH	57.33 °F	682.37 µS/cm	0.41 mg/L	123.61 NTU	220.9 mV	18.48 ft	200.00 ml/min
11/15/2022 9:59 AM	08:00	7.09 pH	57.33 °F	682.65 µS/cm	0.40 mg/L	96.84 NTU	222.2 mV	18.48 ft	200.00 ml/min
11/15/2022 10:00 AM	09:00	7.07 pH	57.34 °F	682.60 µS/cm	0.39 mg/L	63.49 NTU	223.3 mV	18.48 ft	200.00 ml/min
11/15/2022 10:01 AM	10:00	7.07 pH	57.33 °F	682.90 µS/cm	0.39 mg/L	49.12 NTU	224.3 mV	18.48 ft	200.00 ml/min
11/15/2022 10:02 AM	11:00	7.06 pH	57.33 °F	682.75 µS/cm	0.38 mg/L	42.25 NTU	225.3 mV	18.48 ft	200.00 ml/min
11/15/2022 10:03 AM	12:00	7.05 pH	57.34 °F	682.97 µS/cm	0.38 mg/L	31.16 NTU	226.2 mV	18.48 ft	200.00 ml/min

11/15/2022 10:04 AM	13:00	7.05 pH	57.35 °F	683.22 µS/cm	0.37 mg/L	27.56 NTU	227.1 mV	18.48 ft	200.00 ml/min
11/15/2022 10:05 AM	14:00	7.04 pH	57.34 °F	682.96 µS/cm	0.37 mg/L	24.94 NTU	227.9 mV	18.48 ft	200.00 ml/min
11/15/2022 10:06 AM	15:00	7.04 pH	57.35 °F	683.18 µS/cm	0.38 mg/L	20.76 NTU	228.6 mV	18.48 ft	200.00 ml/min
11/15/2022 10:07 AM	16:00	7.04 pH	57.36 °F	683.13 µS/cm	0.38 mg/L	17.99 NTU	229.3 mV	18.48 ft	200.00 ml/min
11/15/2022 10:08 AM	17:00	7.03 pH	57.35 °F	683.28 µS/cm	0.37 mg/L	17.00 NTU	229.9 mV	18.48 ft	200.00 ml/min

Samples

Sample ID:	Description:

Low-Flow Test Report:

Test Date / Time: 11/16/2022 8:44:00 AM
Project: HRID 4Q2022 MW-14
Operator Name: Cole Baird

Location Name: HRID **Well Diameter: 2 in** **Casing Type: PVC Sch. 40** **Screen Length: 10 ft** **Top of Screen: 10 ft** **Total Depth: 20.23 ft** **Initial Depth to Water: 14.05 ft**	**Pump Type: Proactive SS Monsoon XL** **Tubing Type: Poly** **Pump Intake From TOC: 17 ft** **Estimated Total Volume Pumped: 6200 ml** **Flow Cell Volume: 130 ml** **Final Flow Rate: 200 ml/min** **Final Draw Down: 14.05 ft**	**Instrument Used: Aqua TROLL 500** **Serial Number: 913928**

Test Notes:
Vocs, clear, no odor

Weather Conditions:
Overcast, 34

Low-Flow Readings:

Date Time	Elapsed Time	pH	Temperature	Specific Conductivity	RDO Concentration	Turbidity	ORP	Depth to Water	Flow
		+/- 0.1	+/- 3 %	+/- 3 %	+/- 10 %	+/- 10 %	+/- 10		
11/16/2022 8:44 AM	00:00	8.25 pH	58.46 °F	227.48 µS/cm	7.29 mg/L	2,103.0 NTU	132.8 mV	14.05 ft	200.00 ml/min
11/16/2022 8:45 AM	01:00	7.86 pH	61.98 °F	246.42 µS/cm	1.75 mg/L	1,430.0 NTU	130.4 mV	14.05 ft	200.00 ml/min
11/16/2022 8:46 AM	02:00	7.70 pH	62.55 °F	256.21 µS/cm	0.61 mg/L	942.50 NTU	128.8 mV	14.05 ft	200.00 ml/min
11/16/2022 8:47 AM	03:00	7.66 pH	62.95 °F	266.15 µS/cm	0.29 mg/L	647.69 NTU	122.7 mV	14.05 ft	200.00 ml/min
11/16/2022 8:48 AM	04:00	7.65 pH	62.16 °F	274.95 µS/cm	0.26 mg/L	514.13 NTU	115.2 mV	14.05 ft	200.00 ml/min
11/16/2022 8:49 AM	05:00	7.74 pH	60.41 °F	278.24 µS/cm	0.33 mg/L	600.93 NTU	103.7 mV	14.05 ft	200.00 ml/min
11/16/2022 8:50 AM	06:00	7.66 pH	60.76 °F	290.86 µS/cm	0.34 mg/L	565.54 NTU	100.4 mV	14.05 ft	200.00 ml/min
11/16/2022 8:51 AM	07:00	7.64 pH	61.81 °F	295.24 µS/cm	0.30 mg/L	465.21 NTU	92.5 mV	14.05 ft	200.00 ml/min
11/16/2022 8:52 AM	08:00	7.69 pH	61.54 °F	288.87 µS/cm	0.29 mg/L	373.79 NTU	81.7 mV	14.05 ft	200.00 ml/min
11/16/2022 8:53 AM	09:00	7.73 pH	60.05 °F	284.88 µS/cm	0.32 mg/L	329.41 NTU	72.7 mV	14.05 ft	200.00 ml/min
11/16/2022 8:54 AM	10:00	7.71 pH	58.90 °F	284.69 µS/cm	0.40 mg/L	329.45 NTU	67.7 mV	14.05 ft	200.00 ml/min
11/16/2022 8:55 AM	11:00	7.69 pH	58.80 °F	288.56 µS/cm	0.41 mg/L	316.83 NTU	62.9 mV	14.05 ft	200.00 ml/min
11/16/2022 8:56 AM	12:00	7.69 pH	58.94 °F	293.74 µS/cm	0.39 mg/L	309.50 NTU	57.1 mV	14.05 ft	200.00 ml/min

11/16/2022 8:57 AM	13:00	7.68 pH	59.22 °F	294.67 µS/cm	0.37 mg/L	264.38 NTU	51.8 mV	14.05 ft	200.00 ml/min
11/16/2022 8:58 AM	14:00	7.67 pH	59.63 °F	291.74 µS/cm	0.36 mg/L	267.08 NTU	47.7 mV	14.05 ft	200.00 ml/min
11/16/2022 8:59 AM	15:00	7.70 pH	59.62 °F	290.05 µS/cm	0.33 mg/L	221.42 NTU	41.3 mV	14.05 ft	200.00 ml/min
11/16/2022 9:00 AM	16:00	7.70 pH	59.32 °F	289.12 µS/cm	0.33 mg/L	211.50 NTU	37.4 mV	14.05 ft	200.00 ml/min
11/16/2022 9:01 AM	17:00	7.69 pH	59.41 °F	289.17 µS/cm	0.32 mg/L	211.90 NTU	33.9 mV	14.05 ft	200.00 ml/min
11/16/2022 9:02 AM	18:00	7.66 pH	60.55 °F	288.93 µS/cm	0.29 mg/L	191.02 NTU	31.1 mV	14.05 ft	200.00 ml/min
11/16/2022 9:03 AM	19:00	7.70 pH	61.17 °F	286.76 µS/cm	0.27 mg/L	172.64 NTU	25.5 mV	14.05 ft	200.00 ml/min
11/16/2022 9:04 AM	20:00	7.66 pH	61.35 °F	285.50 µS/cm	0.26 mg/L	151.02 NTU	24.1 mV	14.05 ft	200.00 ml/min
11/16/2022 9:05 AM	21:00	7.65 pH	61.80 °F	284.58 µS/cm	0.25 mg/L	149.86 NTU	21.6 mV	14.05 ft	200.00 ml/min
11/16/2022 9:06 AM	22:00	7.67 pH	61.84 °F	284.26 µS/cm	0.23 mg/L	129.22 NTU	17.9 mV	14.05 ft	200.00 ml/min
11/16/2022 9:07 AM	23:00	7.68 pH	61.46 °F	284.73 µS/cm	0.22 mg/L	130.76 NTU	15.1 mV	14.05 ft	200.00 ml/min
11/16/2022 9:08 AM	24:00	7.68 pH	61.47 °F	287.46 µS/cm	0.24 mg/L	111.42 NTU	12.6 mV	14.05 ft	200.00 ml/min
11/16/2022 9:09 AM	25:00	7.68 pH	61.52 °F	288.49 µS/cm	0.24 mg/L	113.75 NTU	10.7 mV	14.05 ft	200.00 ml/min
11/16/2022 9:10 AM	26:00	7.71 pH	61.95 °F	287.30 µS/cm	0.23 mg/L	93.18 NTU	6.8 mV	14.05 ft	200.00 ml/min
11/16/2022 9:11 AM	27:00	7.70 pH	61.65 °F	284.92 µS/cm	0.23 mg/L	80.62 NTU	5.4 mV	14.05 ft	200.00 ml/min
11/16/2022 9:12 AM	28:00	7.70 pH	61.37 °F	286.19 µS/cm	0.22 mg/L	86.78 NTU	3.5 mV	14.05 ft	200.00 ml/min
11/16/2022 9:13 AM	29:00	7.71 pH	61.57 °F	287.55 µS/cm	0.22 mg/L	78.64 NTU	1.5 mV	14.05 ft	200.00 ml/min
11/16/2022 9:14 AM	30:00	7.67 pH	61.67 °F	287.56 µS/cm	0.23 mg/L	66.80 NTU	2.0 mV	14.05 ft	200.00 ml/min
11/16/2022 9:15 AM	31:00	7.69 pH	61.91 °F	288.91 µS/cm	0.22 mg/L	70.16 NTU	-1.0 mV	14.05 ft	200.00 ml/min

Samples

Sample ID:	Description:

Low-Flow Test Report:

Test Date / Time: 11/16/2022 8:10:57 AM
Project: HRID 4Q2022 MW-14D
Operator Name: Cole Baird

Location Name: HRID **Well Diameter: 2 in** **Casing Type: PVC Sch. 40** **Screen Length: 10 ft** **Top of Screen: 21 ft** **Total Depth: 31.7 ft** **Initial Depth to Water: 11.22 ft**	**Pump Type: Proactive SS Monsoon XL** **Tubing Type: Poly** **Pump Intake From TOC: 21 ft** **Estimated Total Volume Pumped: 2400 ml** **Flow Cell Volume: 130 ml** **Final Flow Rate: 200 ml/min** **Final Draw Down: 11.22 ft**	**Instrument Used: Aqua TROLL 500** **Serial Number: 913928**

Test Notes:
DUP 2, Vocs, slight blue/clear sheen on water surface, no odor

Weather Conditions:
Overcast, 33

Low-Flow Readings:

Date Time	Elapsed Time	pH	Temperature	Specific Conductivity	RDO Concentration	Turbidity	ORP	Depth to Water	Flow
		+/- 0.1	+/- 3 %	+/- 3 %	+/- 10 %	+/- 10 %	+/- 10		
11/16/2022 8:10 AM	00:00	7.29 pH	57.78 °F	677.47 µS/cm	7.34 mg/L	38.06 NTU	326.4 mV	11.22 ft	200.00 ml/min
11/16/2022 8:11 AM	01:00	7.19 pH	60.76 °F	668.95 µS/cm	1.71 mg/L	77.60 NTU	319.4 mV	11.22 ft	200.00 ml/min
11/16/2022 8:12 AM	02:00	7.17 pH	60.31 °F	667.35 µS/cm	0.56 mg/L	72.83 NTU	316.5 mV	11.22 ft	200.00 ml/min
11/16/2022 8:13 AM	03:00	7.16 pH	60.29 °F	667.00 µS/cm	0.28 mg/L	94.83 NTU	314.2 mV	11.22 ft	200.00 ml/min
11/16/2022 8:14 AM	04:00	7.16 pH	60.22 °F	666.78 µS/cm	0.19 mg/L	93.46 NTU	312.4 mV	11.22 ft	200.00 ml/min
11/16/2022 8:15 AM	05:00	7.16 pH	60.01 °F	668.34 µS/cm	0.15 mg/L	119.97 NTU	310.0 mV	11.22 ft	200.00 ml/min
11/16/2022 8:16 AM	06:00	7.17 pH	59.83 °F	669.13 µS/cm	0.13 mg/L	117.12 NTU	307.6 mV	11.22 ft	200.00 ml/min
11/16/2022 8:17 AM	07:00	7.17 pH	59.68 °F	669.63 µS/cm	0.12 mg/L	93.60 NTU	304.7 mV	11.22 ft	200.00 ml/min
11/16/2022 8:18 AM	08:00	7.17 pH	59.73 °F	669.40 µS/cm	0.11 mg/L	73.91 NTU	301.5 mV	11.22 ft	200.00 ml/min
11/16/2022 8:19 AM	09:00	7.17 pH	59.62 °F	668.69 µS/cm	0.10 mg/L	50.01 NTU	297.9 mV	11.22 ft	200.00 ml/min
11/16/2022 8:20 AM	10:00	7.17 pH	59.57 °F	669.11 µS/cm	0.09 mg/L	39.20 NTU	294.0 mV	11.22 ft	200.00 ml/min
11/16/2022 8:21 AM	11:00	7.18 pH	59.49 °F	669.45 µS/cm	0.09 mg/L	35.95 NTU	289.3 mV	11.22 ft	200.00 ml/min
11/16/2022 8:22 AM	12:00	7.18 pH	59.66 °F	669.95 µS/cm	0.09 mg/L	32.43 NTU	284.7 mV	11.22 ft	200.00 ml/min

Low-Flow Test Report:

Test Date / Time: 11/16/2022 10:03:55 AM
Project: HRID 4Q2022 MW-15
Operator Name: Cole Baird

Location Name: HRID **Well Diameter: 2 in** **Casing Type: PVC Sch. 40** **Screen Length: 10 ft** **Top of Screen: 11 ft** **Total Depth: 21.14 ft** **Initial Depth to Water: 15.1 ft**	**Pump Type: Proactive SS Monsoon XL** **Tubing Type: Poly** **Pump Intake From TOC: 18 ft** **Estimated Total Volume Pumped: 4200 ml** **Flow Cell Volume: 130 ml** **Final Flow Rate: 200 ml/min** **Final Draw Down: 15.12 ft**	**Instrument Used: Aqua TROLL 500** **Serial Number: 913928**

Test Notes:
Vocs, clear, no odor

Weather Conditions:
Overcast, 33

Low-Flow Readings:

Date Time	Elapsed Time	pH	Temperature	Specific Conductivity	RDO Concentration	Turbidity	ORP	Depth to Water	Flow
		+/- 0.1	+/- 3 %	+/- 3 %	+/- 10 %	+/- 10 %	+/- 10		
11/16/2022 10:03 AM	00:00	8.11 pH	51.07 °F	509.49 µS/cm	7.81 mg/L	132.11 NTU	-9.0 mV	15.10 ft	200.00 ml/min
11/16/2022 10:04 AM	01:00	7.79 pH	54.13 °F	565.40 µS/cm	2.92 mg/L	99.92 NTU	-5.5 mV	15.10 ft	200.00 ml/min
11/16/2022 10:05 AM	02:00	7.58 pH	55.34 °F	624.81 µS/cm	1.27 mg/L	66.01 NTU	-0.1 mV	15.10 ft	200.00 ml/min
11/16/2022 10:06 AM	03:00	7.44 pH	55.61 °F	647.61 µS/cm	0.66 mg/L	35.32 NTU	4.7 mV	15.10 ft	200.00 ml/min
11/16/2022 10:07 AM	04:00	7.36 pH	55.70 °F	655.96 µS/cm	0.42 mg/L	17.96 NTU	7.8 mV	15.10 ft	200.00 ml/min
11/16/2022 10:08 AM	05:00	7.32 pH	55.76 °F	661.34 µS/cm	0.28 mg/L	8.32 NTU	9.7 mV	15.10 ft	200.00 ml/min
11/16/2022 10:09 AM	06:00	7.29 pH	55.70 °F	661.80 µS/cm	0.23 mg/L	4.50 NTU	11.1 mV	15.10 ft	200.00 ml/min
11/16/2022 10:10 AM	07:00	7.27 pH	55.61 °F	663.40 µS/cm	0.20 mg/L	2.59 NTU	12.4 mV	15.10 ft	200.00 ml/min
11/16/2022 10:11 AM	08:00	7.26 pH	55.43 °F	664.38 µS/cm	0.18 mg/L	2.83 NTU	13.6 mV	15.10 ft	200.00 ml/min
11/16/2022 10:12 AM	09:00	7.27 pH	55.16 °F	662.75 µS/cm	0.18 mg/L	2.17 NTU	13.6 mV	15.10 ft	200.00 ml/min
11/16/2022 10:13 AM	10:00	7.26 pH	54.71 °F	664.24 µS/cm	0.18 mg/L	1.02 NTU	14.2 mV	15.10 ft	200.00 ml/min
11/16/2022 10:14 AM	11:00	7.27 pH	54.29 °F	664.76 µS/cm	0.17 mg/L	0.86 NTU	14.4 mV	15.10 ft	200.00 ml/min
11/16/2022 10:15 AM	12:00	7.28 pH	53.55 °F	664.08 µS/cm	0.17 mg/L	0.64 NTU	14.6 mV	15.10 ft	200.00 ml/min

11/16/2022 10:16 AM	13:00	7.29 pH	53.37 °F	666.15 µS/cm	0.18 mg/L	0.44 NTU	14.5 mV	15.10 ft	200.00 ml/min
11/16/2022 10:17 AM	14:00	7.29 pH	53.08 °F	666.55 µS/cm	0.18 mg/L	0.31 NTU	14.9 mV	15.10 ft	200.00 ml/min
11/16/2022 10:18 AM	15:00	7.27 pH	50.49 °F	661.63 µS/cm	0.21 mg/L	1.05 NTU	18.0 mV	15.10 ft	200.00 ml/min
11/16/2022 10:19 AM	16:00	7.23 pH	52.21 °F	670.59 µS/cm	0.28 mg/L	0.69 NTU	18.8 mV	15.10 ft	200.00 ml/min
11/16/2022 10:20 AM	17:00	7.23 pH	54.00 °F	663.78 µS/cm	0.24 mg/L	1.45 NTU	18.5 mV	15.10 ft	200.00 ml/min
11/16/2022 10:21 AM	18:00	7.24 pH	54.27 °F	658.94 µS/cm	0.31 mg/L	1.64 NTU	18.4 mV	15.10 ft	200.00 ml/min
11/16/2022 10:22 AM	19:00	7.25 pH	54.21 °F	655.68 µS/cm	0.35 mg/L	1.17 NTU	18.2 mV	15.10 ft	200.00 ml/min
11/16/2022 10:23 AM	20:00	7.24 pH	54.19 °F	659.36 µS/cm	0.35 mg/L	0.50 NTU	19.0 mV	15.10 ft	200.00 ml/min
11/16/2022 10:24 AM	21:00	7.24 pH	54.33 °F	661.71 µS/cm	0.36 mg/L	0.59 NTU	19.5 mV	15.10 ft	200.00 ml/min

Samples

Sample ID:	Description:

Low-Flow Test Report:

Test Date / Time: 11/16/2022 9:28:14 AM
Project: HRID 4Q2022 MW-15D
Operator Name: Cole Baird

Location Name: HRID **Well Diameter: 2 in** **Casing Type: PVC Sch. 40** **Screen Length: 10 ft** **Top of Screen: 40 ft** **Total Depth: 50.43 ft** **Initial Depth to Water: 14.56 ft**	**Pump Type: Proactive SS Monsoon XL** **Tubing Type: Poly** **Pump Intake From TOC: 32 ft** **Estimated Total Volume Pumped: 4200 ml** **Flow Cell Volume: 130 ml** **Final Flow Rate: 200 ml/min** **Final Draw Down: 14.57 ft**	**Instrument Used: Aqua TROLL 500** **Serial Number: 913928**

Test Notes:
Vocs, black hue, no odor

Weather Conditions:
Overcast, 34

Low-Flow Readings:

Date Time	Elapsed Time	pH	Temperature	Specific Conductivity	RDO Concentration	Turbidity	ORP	Depth to Water	Flow
		+/- 0.1	+/- 3 %	+/- 3 %	+/- 10 %	+/- 10 %	+/- 10		
11/16/2022 9:28 AM	00:00	8.06 pH	52.96 °F	655.68 µS/cm	3.63 mg/L	4.83 NTU	15.6 mV	14.56 ft	200.00 ml/min
11/16/2022 9:29 AM	01:00	7.76 pH	54.13 °F	655.23 µS/cm	1.23 mg/L	4.37 NTU	22.1 mV	14.56 ft	200.00 ml/min
11/16/2022 9:30 AM	02:00	7.59 pH	54.48 °F	654.84 µS/cm	0.49 mg/L	4.73 NTU	25.0 mV	14.56 ft	200.00 ml/min
11/16/2022 9:31 AM	03:00	7.47 pH	54.61 °F	654.45 µS/cm	0.25 mg/L	3.96 NTU	26.8 mV	14.56 ft	200.00 ml/min
11/16/2022 9:32 AM	04:00	7.41 pH	54.69 °F	654.47 µS/cm	0.16 mg/L	4.35 NTU	26.7 mV	14.56 ft	200.00 ml/min
11/16/2022 9:33 AM	05:00	7.35 pH	54.74 °F	654.21 µS/cm	0.12 mg/L	4.77 NTU	26.1 mV	14.56 ft	200.00 ml/min
11/16/2022 9:34 AM	06:00	7.32 pH	54.68 °F	654.36 µS/cm	0.10 mg/L	3.95 NTU	25.1 mV	14.56 ft	200.00 ml/min
11/16/2022 9:35 AM	07:00	7.30 pH	54.72 °F	655.15 µS/cm	0.09 mg/L	3.78 NTU	23.2 mV	14.56 ft	200.00 ml/min
11/16/2022 9:36 AM	08:00	7.29 pH	54.68 °F	655.47 µS/cm	0.08 mg/L	5.42 NTU	21.3 mV	14.56 ft	200.00 ml/min
11/16/2022 9:37 AM	09:00	7.27 pH	54.71 °F	656.25 µS/cm	0.07 mg/L	6.48 NTU	20.2 mV	14.56 ft	200.00 ml/min
11/16/2022 9:38 AM	10:00	7.26 pH	54.76 °F	656.83 µS/cm	0.07 mg/L	8.27 NTU	18.4 mV	14.56 ft	200.00 ml/min
11/16/2022 9:39 AM	11:00	7.25 pH	54.74 °F	657.35 µS/cm	0.06 mg/L	12.10 NTU	17.0 mV	14.56 ft	200.00 ml/min
11/16/2022 9:40 AM	12:00	7.24 pH	54.73 °F	657.93 µS/cm	0.06 mg/L	19.07 NTU	15.6 mV	14.56 ft	200.00 ml/min

11/16/2022 9:41 AM	13:00	7.24 pH	54.71 °F	658.52 µS/cm	0.05 mg/L	28.66 NTU	13.7 mV	14.56 ft	200.00 ml/min
11/16/2022 9:42 AM	14:00	7.24 pH	54.62 °F	658.97 µS/cm	0.05 mg/L	29.40 NTU	12.3 mV	14.56 ft	200.00 ml/min
11/16/2022 9:43 AM	15:00	7.23 pH	54.67 °F	659.69 µS/cm	0.05 mg/L	23.03 NTU	11.3 mV	14.56 ft	200.00 ml/min
11/16/2022 9:44 AM	16:00	7.23 pH	54.63 °F	659.78 µS/cm	0.05 mg/L	20.38 NTU	9.8 mV	14.56 ft	200.00 ml/min
11/16/2022 9:45 AM	17:00	7.22 pH	54.50 °F	660.06 µS/cm	0.05 mg/L	18.13 NTU	9.1 mV	14.56 ft	200.00 ml/min
11/16/2022 9:46 AM	18:00	7.23 pH	54.72 °F	660.17 µS/cm	0.05 mg/L	16.05 NTU	7.3 mV	14.56 ft	200.00 ml/min
11/16/2022 9:47 AM	19:00	7.22 pH	54.71 °F	660.26 µS/cm	0.05 mg/L	17.37 NTU	6.2 mV	14.56 ft	200.00 ml/min
11/16/2022 9:48 AM	20:00	7.21 pH	54.72 °F	660.22 µS/cm	0.04 mg/L	17.70 NTU	5.8 mV	14.56 ft	200.00 ml/min
11/16/2022 9:49 AM	21:00	7.21 pH	54.74 °F	660.20 µS/cm	0.04 mg/L	18.58 NTU	4.8 mV	14.56 ft	200.00 ml/min

Samples

Sample ID:	Description:

Low-Flow Test Report:

Test Date / Time: 11/16/2022 1:14:19 PM
Project: HRID 4Q2022 MW-16
Operator Name: Cole Baird

Location Name: HRID **Well Diameter: 2 in** **Casing Type: PVC Sch. 40** **Screen Length: 10 ft** **Top of Screen: 9 ft** **Total Depth: 19.93 ft** **Initial Depth to Water: 6.14 ft**	**Pump Type: Proactive SS Monsoon XL** **Tubing Type: Poly** **Pump Intake From TOC: 12.5 ft** **Estimated Total Volume Pumped: 3400 ml** **Flow Cell Volume: 130 ml** **Final Flow Rate: 200 ml/min** **Final Draw Down: 6.14 ft**	**Instrument Used: Aqua TROLL 500** **Serial Number: 913928**

Test Notes:
Vocs, clear, no odor

Weather Conditions:
Snow, 34

Low-Flow Readings:

Date Time	Elapsed Time	pH	Temperature	Specific Conductivity	RDO Concentration	Turbidity	ORP	Depth to Water	Flow
		+/- 0.1	+/- 3 %	+/- 3 %	+/- 10 %	+/- 10 %	+/- 10		
11/16/2022 1:14 PM	00:00	7.99 pH	53.85 °F	813.40 µS/cm	5.69 mg/L	220.79 NTU	2.5 mV	6.14 ft	200.00 ml/min
11/16/2022 1:15 PM	01:00	7.65 pH	55.50 °F	807.51 µS/cm	1.87 mg/L	147.96 NTU	11.1 mV	6.14 ft	200.00 ml/min
11/16/2022 1:16 PM	02:00	7.47 pH	55.56 °F	806.73 µS/cm	0.77 mg/L	128.49 NTU	15.8 mV	6.14 ft	200.00 ml/min
11/16/2022 1:17 PM	03:00	7.38 pH	54.89 °F	806.39 µS/cm	0.38 mg/L	115.75 NTU	17.7 mV	6.14 ft	200.00 ml/min
11/16/2022 1:18 PM	04:00	7.33 pH	54.20 °F	806.11 µS/cm	0.26 mg/L	109.75 NTU	18.4 mV	6.14 ft	200.00 ml/min
11/16/2022 1:19 PM	05:00	7.30 pH	53.51 °F	807.93 µS/cm	0.23 mg/L	93.03 NTU	18.3 mV	6.14 ft	200.00 ml/min
11/16/2022 1:20 PM	06:00	7.27 pH	53.01 °F	804.26 µS/cm	0.21 mg/L	123.09 NTU	18.1 mV	6.14 ft	200.00 ml/min
11/16/2022 1:21 PM	07:00	7.26 pH	51.85 °F	806.40 µS/cm	0.21 mg/L	80.30 NTU	17.9 mV	6.14 ft	200.00 ml/min
11/16/2022 1:22 PM	08:00	7.20 pH	55.02 °F	816.36 µS/cm	0.21 mg/L	107.06 NTU	18.2 mV	6.14 ft	200.00 ml/min
11/16/2022 1:23 PM	09:00	7.21 pH	54.46 °F	809.21 µS/cm	0.18 mg/L	105.12 NTU	16.9 mV	6.14 ft	200.00 ml/min
11/16/2022 1:24 PM	10:00	7.22 pH	53.35 °F	805.39 µS/cm	0.21 mg/L	97.23 NTU	16.4 mV	6.14 ft	200.00 ml/min
11/16/2022 1:25 PM	11:00	7.18 pH	54.93 °F	813.29 µS/cm	0.25 mg/L	135.23 NTU	16.1 mV	6.14 ft	200.00 ml/min
11/16/2022 1:26 PM	12:00	7.18 pH	55.78 °F	811.54 µS/cm	0.17 mg/L	125.52 NTU	15.0 mV	6.14 ft	200.00 ml/min

11/16/2022 1:27 PM	13:00	7.20 pH	55.01 °F	808.80 µS/cm	0.15 mg/L	106.51 NTU	13.4 mV	6.14 ft	200.00 ml/min
11/16/2022 1:28 PM	14:00	7.20 pH	54.15 °F	806.05 µS/cm	0.13 mg/L	95.53 NTU	12.5 mV	6.14 ft	200.00 ml/min
11/16/2022 1:29 PM	15:00	7.19 pH	53.35 °F	806.59 µS/cm	0.13 mg/L	131.56 NTU	12.8 mV	6.14 ft	200.00 ml/min
11/16/2022 1:30 PM	16:00	7.17 pH	54.52 °F	814.51 µS/cm	0.14 mg/L	113.00 NTU	12.3 mV	6.14 ft	200.00 ml/min
11/16/2022 1:31 PM	17:00	7.17 pH	54.31 °F	812.97 µS/cm	0.13 mg/L	109.70 NTU	11.7 mV	6.14 ft	200.00 ml/min

Samples

Sample ID:	Description:

Low-Flow Test Report:

Test Date / Time: 11/15/2022 3:11:30 PM
Project: HRID 4Q2022 MW-20
Operator Name: Cole Baird

Location Name: HRID **Well Diameter: 2 in** **Casing Type: PVC Sch. 40** **Screen Length: 10 ft** **Top of Screen: 4 ft** **Total Depth: 14.58 ft** **Initial Depth to Water: 8.33 ft**	**Pump Type: Proactive SS Monsoon XL** **Tubing Type: Poly** **Pump Intake From TOC: 11 ft** **Estimated Total Volume Pumped: 5000 ml** **Flow Cell Volume: 130 ml** **Final Flow Rate: 200 ml/min** **Final Draw Down: 8.37 ft**	**Instrument Used: Aqua TROLL 500** **Serial Number: 913928**

Test Notes:
Vocs,

Weather Conditions:
Overcast, 35

Low-Flow Readings:

Date Time	Elapsed Time	pH	Temperature	Specific Conductivity	RDO Concentration	Turbidity	ORP	Depth to Water	Flow
		+/- 0.1	+/- 3 %	+/- 3 %	+/- 10 %	+/- 10 %	+/- 10		
11/15/2022 3:11 PM	00:00	8.23 pH	60.21 °F	795.94 µS/cm	6.30 mg/L	426.42 NTU	71.7 mV	8.33 ft	200.00 ml/min
11/15/2022 3:12 PM	01:00	7.72 pH	63.29 °F	792.66 µS/cm	1.89 mg/L	326.49 NTU	79.7 mV	8.33 ft	200.00 ml/min
11/15/2022 3:13 PM	02:00	7.48 pH	64.18 °F	785.83 µS/cm	0.89 mg/L	414.98 NTU	85.7 mV	8.33 ft	200.00 ml/min
11/15/2022 3:14 PM	03:00	7.36 pH	64.56 °F	782.18 µS/cm	0.61 mg/L	382.39 NTU	89.6 mV	8.33 ft	200.00 ml/min
11/15/2022 3:15 PM	04:00	7.29 pH	64.82 °F	778.47 µS/cm	0.55 mg/L	415.80 NTU	92.0 mV	8.33 ft	200.00 ml/min
11/15/2022 3:16 PM	05:00	7.25 pH	65.03 °F	777.01 µS/cm	0.53 mg/L	408.28 NTU	93.4 mV	8.33 ft	200.00 ml/min
11/15/2022 3:17 PM	06:00	7.22 pH	65.41 °F	776.08 µS/cm	0.51 mg/L	390.45 NTU	94.2 mV	8.33 ft	200.00 ml/min
11/15/2022 3:18 PM	07:00	7.20 pH	65.37 °F	775.71 µS/cm	0.50 mg/L	339.79 NTU	94.7 mV	8.33 ft	200.00 ml/min
11/15/2022 3:19 PM	08:00	7.19 pH	65.42 °F	774.67 µS/cm	0.48 mg/L	279.55 NTU	94.7 mV	8.33 ft	200.00 ml/min
11/15/2022 3:20 PM	09:00	7.18 pH	65.45 °F	775.59 µS/cm	0.47 mg/L	266.21 NTU	94.6 mV	8.33 ft	200.00 ml/min
11/15/2022 3:21 PM	10:00	7.17 pH	65.44 °F	775.50 µS/cm	0.46 mg/L	208.47 NTU	94.4 mV	8.33 ft	200.00 ml/min
11/15/2022 3:22 PM	11:00	7.17 pH	65.63 °F	777.11 µS/cm	0.43 mg/L	158.18 NTU	94.2 mV	8.33 ft	200.00 ml/min
11/15/2022 3:23 PM	12:00	7.16 pH	65.63 °F	780.12 µS/cm	0.41 mg/L	130.14 NTU	93.9 mV	8.33 ft	200.00 ml/min

11/15/2022 3:24 PM	13:00	7.16 pH	65.62 °F	781.75 µS/cm	0.39 mg/L	91.42 NTU	93.5 mV	8.33 ft	200.00 ml/min
11/15/2022 3:25 PM	14:00	7.15 pH	65.64 °F	787.73 µS/cm	0.38 mg/L	57.19 NTU	93.3 mV	8.33 ft	200.00 ml/min
11/15/2022 3:26 PM	15:00	7.16 pH	65.59 °F	787.55 µS/cm	0.35 mg/L	34.91 NTU	92.7 mV	8.33 ft	200.00 ml/min
11/15/2022 3:27 PM	16:00	7.15 pH	65.64 °F	787.25 µS/cm	0.35 mg/L	19.51 NTU	92.2 mV	8.33 ft	200.00 ml/min
11/15/2022 3:28 PM	17:00	7.15 pH	65.28 °F	788.45 µS/cm	0.33 mg/L	60.88 NTU	91.9 mV	8.33 ft	200.00 ml/min
11/15/2022 3:29 PM	18:00	7.16 pH	65.77 °F	781.17 µS/cm	0.32 mg/L	128.09 NTU	91.1 mV	8.33 ft	200.00 ml/min
11/15/2022 3:30 PM	19:00	7.16 pH	65.71 °F	776.75 µS/cm	0.34 mg/L	86.12 NTU	90.4 mV	8.33 ft	200.00 ml/min
11/15/2022 3:31 PM	20:00	7.16 pH	65.79 °F	776.47 µS/cm	0.35 mg/L	36.54 NTU	90.1 mV	8.33 ft	200.00 ml/min
11/15/2022 3:32 PM	21:00	7.16 pH	65.71 °F	778.29 µS/cm	0.35 mg/L	22.74 NTU	89.7 mV	8.33 ft	200.00 ml/min
11/15/2022 3:33 PM	22:00	7.15 pH	65.76 °F	778.61 µS/cm	0.36 mg/L	12.58 NTU	89.5 mV	8.33 ft	200.00 ml/min
11/15/2022 3:34 PM	23:00	7.15 pH	65.74 °F	778.31 µS/cm	0.35 mg/L	11.33 NTU	89.2 mV	8.33 ft	200.00 ml/min
11/15/2022 3:35 PM	24:00	7.16 pH	65.63 °F	777.54 µS/cm	0.36 mg/L	7.22 NTU	88.8 mV	8.33 ft	200.00 ml/min
11/15/2022 3:36 PM	25:00	7.16 pH	65.71 °F	778.21 µS/cm	0.35 mg/L	7.01 NTU	88.4 mV	8.33 ft	200.00 ml/min

Samples

Sample ID:	Description:

Low-Flow Test Report:

Test Date / Time: 11/15/2022 1:36:50 PM
Project: HRID 4Q2022 MW-21
Operator Name: Cole Baird

Location Name: HRID **Well Diameter: 2 in** **Casing Type: PVC Sch. 40** **Screen Length: 10 ft** **Top of Screen: 3 ft** **Total Depth: 13.53 ft** **Initial Depth to Water: 8.37 ft**	**Pump Type: Proactive SS Monsoon XL** **Tubing Type: Poly** **Pump Intake From TOC: 10.5 ft** **Estimated Total Volume Pumped: 5130 ml** **Flow Cell Volume: 130 ml** **Final Flow Rate: 200 ml/min** **Final Draw Down: 8.4 ft**	**Instrument Used: Aqua TROLL 500** **Serial Number: 913928**

Test Notes:
Vocs, no odor, brown hue

Weather Conditions:
Overcast, 37

Low-Flow Readings:

Date Time	Elapsed Time	pH	Temperature	Specific Conductivity	RDO Concentration	Turbidity	ORP	Depth to Water	Flow
		+/- 0.1	+/- 3 %	+/- 3 %	+/- 10 %	+/- 10 %	+/- 10		
11/15/2022 1:36 PM	00:00	7.40 pH	60.64 °F	805.63 µS/cm	5.26 mg/L	970.75 NTU	18.0 mV	8.37 ft	200.00 ml/min
11/15/2022 1:37 PM	01:00	7.30 pH	63.71 °F	800.92 µS/cm	1.85 mg/L	1,064.0 NTU	17.0 mV	8.37 ft	200.00 ml/min
11/15/2022 1:38 PM	02:00	7.25 pH	64.70 °F	798.12 µS/cm	0.97 mg/L	705.07 NTU	16.7 mV	8.37 ft	200.00 ml/min
11/15/2022 1:39 PM	03:00	7.22 pH	65.11 °F	798.29 µS/cm	0.73 mg/L	738.24 NTU	16.6 mV	8.37 ft	200.00 ml/min
11/15/2022 1:40 PM	04:00	7.20 pH	65.33 °F	795.30 µS/cm	0.65 mg/L	662.94 NTU	16.7 mV	8.37 ft	200.00 ml/min
11/15/2022 1:41 PM	05:00	7.19 pH	65.43 °F	795.98 µS/cm	0.57 mg/L	587.71 NTU	16.9 mV	8.37 ft	200.00 ml/min
11/15/2022 1:42 PM	06:00	7.18 pH	65.58 °F	795.78 µS/cm	0.54 mg/L	518.28 NTU	17.2 mV	8.37 ft	200.00 ml/min
11/15/2022 1:43 PM	07:00	7.17 pH	65.67 °F	794.85 µS/cm	0.50 mg/L	561.98 NTU	17.5 mV	8.37 ft	200.00 ml/min
11/15/2022 1:44 PM	08:00	7.17 pH	65.71 °F	794.73 µS/cm	0.48 mg/L	521.05 NTU	17.9 mV	8.37 ft	200.00 ml/min
11/15/2022 1:45 PM	09:00	7.17 pH	65.72 °F	794.60 µS/cm	0.45 mg/L	493.47 NTU	18.3 mV	8.37 ft	200.00 ml/min
11/15/2022 1:46 PM	10:00	7.16 pH	65.72 °F	794.78 µS/cm	0.45 mg/L	429.15 NTU	18.7 mV	8.37 ft	200.00 ml/min
11/15/2022 1:47 PM	11:00	7.16 pH	65.77 °F	794.98 µS/cm	0.43 mg/L	442.38 NTU	19.0 mV	8.37 ft	200.00 ml/min
11/15/2022 1:48 PM	12:00	7.16 pH	65.70 °F	794.79 µS/cm	0.40 mg/L	323.48 NTU	19.4 mV	8.37 ft	200.00 ml/min

11/15/2022 1:49 PM	13:00	7.16 pH	65.75 °F	795.69 µS/cm	0.36 mg/L	396.01 NTU	19.8 mV	8.37 ft	200.00 ml/min
11/15/2022 1:51 PM	14:39	7.15 pH	65.77 °F	795.69 µS/cm	0.35 mg/L	302.57 NTU	20.5 mV	8.37 ft	200.00 ml/min
11/15/2022 1:52 PM	15:39	7.16 pH	65.91 °F	795.63 µS/cm	0.34 mg/L	271.64 NTU	20.9 mV	8.37 ft	200.00 ml/min
11/15/2022 1:53 PM	16:39	7.17 pH	65.90 °F	795.59 µS/cm	0.33 mg/L	229.33 NTU	21.3 mV	8.37 ft	200.00 ml/min
11/15/2022 1:54 PM	17:39	7.17 pH	65.90 °F	795.97 µS/cm	0.31 mg/L	224.53 NTU	21.7 mV	8.37 ft	200.00 ml/min
11/15/2022 1:55 PM	18:39	7.17 pH	65.87 °F	796.02 µS/cm	0.30 mg/L	148.16 NTU	22.1 mV	8.37 ft	200.00 ml/min
11/15/2022 1:56 PM	19:39	7.17 pH	65.91 °F	795.76 µS/cm	0.30 mg/L	154.27 NTU	22.4 mV	8.37 ft	200.00 ml/min
11/15/2022 1:57 PM	20:39	7.17 pH	65.86 °F	795.80 µS/cm	0.30 mg/L	99.89 NTU	22.9 mV	8.37 ft	200.00 ml/min
11/15/2022 1:58 PM	21:39	7.17 pH	65.77 °F	795.86 µS/cm	0.29 mg/L	76.10 NTU	23.4 mV	8.37 ft	200.00 ml/min
11/15/2022 1:59 PM	22:39	7.17 pH	65.80 °F	796.67 µS/cm	0.28 mg/L	67.01 NTU	23.6 mV	8.37 ft	200.00 ml/min
11/15/2022 2:00 PM	23:39	7.18 pH	65.80 °F	797.47 µS/cm	0.27 mg/L	44.13 NTU	24.1 mV	8.37 ft	200.00 ml/min
11/15/2022 2:01 PM	24:39	7.18 pH	65.80 °F	797.45 µS/cm	0.26 mg/L	27.02 NTU	24.5 mV	8.37 ft	200.00 ml/min
11/15/2022 2:02 PM	25:39	7.18 pH	65.78 °F	797.74 µS/cm	0.26 mg/L	26.89 NTU	24.8 mV	8.37 ft	200.00 ml/min

Samples

Sample ID:	Description:

Low-Flow Test Report:

Test Date / Time: 11/17/2022 9:31:28 AM
Project: HRID 4Q2022 MW-22D
Operator Name: Kilauren Driscoll

Location Name: HRID **Well Diameter: 2 in** **Casing Type: PVC Sch. 40** **Screen Length: 10 ft** **Top of Screen: 17.53 ft** **Total Depth: 27.53 ft** **Initial Depth to Water: 15.84 ft**	**Pump Type: Proactive SSHurricane Pro** **Tubing Type: Poly** **Pump Intake From TOC: 21 ft** **Estimated Total Volume Pumped: 4800 ml** **Flow Cell Volume: 130 ml** **Final Flow Rate: 300 ml/min** **Final Draw Down: 0 ft**	**Instrument Used: Aqua TROLL 600** **Serial Number: 651965**

Test Notes:
VOCs. Sheen on water surface. No odor. No water level meter

Weather Conditions:
Overcast, windy, low 30s

Low-Flow Readings:

Date Time	Elapsed Time	pH	Temperature	Specific Conductivity	RDO Concentration	Turbidity	ORP	Depth to Water	Flow
		+/- 0.1	+/- 3 %	+/- 3 %	+/- 10 %	+/- 10 %	+/- 10		
11/17/2022 9:31 AM	00:00	6.76 pH	93.51 °F	393.17 µS/cm	0.87 mg/L	76.18 NTU	129.6 mV	15.84 ft	300.00 ml/min
11/17/2022 9:32 AM	01:00	6.77 pH	119.63 °F	705.47 µS/cm	0.01 mg/L	101.11 NTU	112.4 mV	15.84 ft	300.00 ml/min
11/17/2022 9:33 AM	02:00	6.88 pH	123.88 °F	729.61 µS/cm	0.00 mg/L	62.53 NTU	96.5 mV	15.84 ft	300.00 ml/min
11/17/2022 9:34 AM	03:00	6.91 pH	128.79 °F	758.70 µS/cm	0.00 mg/L	55.16 NTU	85.0 mV	15.84 ft	300.00 ml/min
11/17/2022 9:35 AM	04:00	6.95 pH	131.54 °F	781.32 µS/cm	0.00 mg/L	33.29 NTU	65.6 mV	15.84 ft	300.00 ml/min
11/17/2022 9:36 AM	05:00	6.96 pH	133.38 °F	792.81 µS/cm	0.00 mg/L	23.37 NTU	56.3 mV	15.84 ft	300.00 ml/min
11/17/2022 9:37 AM	06:00	6.98 pH	134.51 °F	800.73 µS/cm	0.00 mg/L	14.54 NTU	49.6 mV	15.84 ft	300.00 ml/min
11/17/2022 9:38 AM	07:00	7.00 pH	134.75 °F	800.90 µS/cm	0.00 mg/L	9.75 NTU	42.6 mV	15.84 ft	300.00 ml/min
11/17/2022 9:39 AM	08:00	7.07 pH	134.45 °F	796.29 µS/cm	0.00 mg/L	10.87 NTU	34.7 mV	15.84 ft	300.00 ml/min
11/17/2022 9:40 AM	09:00	6.98 pH	134.23 °F	789.03 µS/cm	0.00 mg/L	7.86 NTU	40.6 mV	15.84 ft	300.00 ml/min
11/17/2022 9:41 AM	10:00	7.02 pH	135.60 °F	804.48 µS/cm	0.00 mg/L	12.06 NTU	32.7 mV	15.84 ft	300.00 ml/min
11/17/2022 9:42 AM	11:00	6.97 pH	136.24 °F	811.31 µS/cm	0.00 mg/L	8.15 NTU	29.8 mV	15.84 ft	300.00 ml/min
11/17/2022 9:43 AM	12:00	6.97 pH	136.19 °F	809.07 µS/cm	0.00 mg/L	7.92 NTU	25.8 mV	15.84 ft	300.00 ml/min

11/17/2022 9:44 AM	13:00	6.99 pH	135.92 °F	805.32 µS/cm	0.00 mg/L	14.17 NTU	21.2 mV	15.84 ft	300.00 ml/min
11/17/2022 9:45 AM	14:00	6.99 pH	136.43 °F	808.27 µS/cm	0.00 mg/L	12.10 NTU	20.0 mV	15.84 ft	300.00 ml/min
11/17/2022 9:46 AM	15:00	7.12 pH	136.34 °F	802.74 µS/cm	0.00 mg/L	12.48 NTU	11.1 mV	15.84 ft	300.00 ml/min
11/17/2022 9:47 AM	16:00	7.03 pH	135.08 °F	792.69 µS/cm	0.00 mg/L	11.27 NTU	16.6 mV	15.84 ft	300.00 ml/min

Samples

Sample ID:	Description:

Created using VuSitu from In-Situ, Inc.

Low-Flow Test Report:

Test Date / Time: 11/17/2022 10:03:55 AM
Project: HRID 4Q2022 MW-22S
Operator Name: Kilauren Driscoll

Location Name: HRID **Well Diameter: 2 in** **Casing Type: PVC Sch. 40** **Screen Length: 10 ft** **Top of Screen: 8.5 ft** **Total Depth: 18.5 ft** **Initial Depth to Water: 15.53 ft**	**Pump Type: Proactive SSHurricane Pro** **Tubing Type: Poly** **Pump Intake From TOC: 17 ft** **Estimated Total Volume Pumped: 4500 ml** **Flow Cell Volume: 130 ml** **Final Flow Rate: 300 ml/min** **Final Draw Down: 0 ft**	**Instrument Used: Aqua TROLL 600** **Serial Number: 651965**

Test Notes:
VOCs. Clear, sulfur like odor. No WLM

Weather Conditions:
Overcast, wind, 30 degrees

Low-Flow Readings:

Date Time	Elapsed Time	pH	Temperature	Specific Conductivity	RDO Concentration	Turbidity	ORP	Depth to Water	Flow
		+/- 0.1	+/- 3 %	+/- 3 %	+/- 10 %	+/- 10 %	+/- 10		
11/17/2022 10:03 AM	00:00	6.93 pH	134.78 °F	831.32 µS/cm	0.96 mg/L	473.26 NTU	-8.8 mV	15.53 ft	300.00 ml/min
11/17/2022 10:04 AM	01:00	6.82 pH	134.41 °F	2.28 µS/cm	1.96 mg/L	0.00 NTU	-45.0 mV	15.53 ft	300.00 ml/min
11/17/2022 10:05 AM	02:00	6.61 pH	139.38 °F	882.79 µS/cm	0.17 mg/L	3,875.8 NTU	-47.2 mV	15.53 ft	300.00 ml/min
11/17/2022 10:06 AM	03:00	6.68 pH	139.88 °F	868.40 µS/cm	0.00 mg/L	216.37 NTU	-50.7 mV	15.53 ft	300.00 ml/min
11/17/2022 10:07 AM	04:00	6.78 pH	139.58 °F	858.73 µS/cm	0.00 mg/L	107.54 NTU	-55.9 mV	15.53 ft	300.00 ml/min
11/17/2022 10:08 AM	05:00	6.78 pH	140.27 °F	871.70 µS/cm	0.00 mg/L	83.40 NTU	-57.6 mV	15.53 ft	300.00 ml/min
11/17/2022 10:09 AM	06:00	6.83 pH	139.59 °F	865.57 µS/cm	0.00 mg/L	36.79 NTU	-61.9 mV	15.53 ft	300.00 ml/min
11/17/2022 10:10 AM	07:00	6.85 pH	140.44 °F	876.62 µS/cm	0.00 mg/L	42.18 NTU	-64.2 mV	15.53 ft	300.00 ml/min
11/17/2022 10:11 AM	08:00	6.85 pH	140.65 °F	879.26 µS/cm	0.00 mg/L	22.42 NTU	-64.4 mV	15.53 ft	300.00 ml/min
11/17/2022 10:12 AM	09:00	6.85 pH	140.06 °F	877.28 µS/cm	0.00 mg/L	23.55 NTU	-66.1 mV	15.53 ft	300.00 ml/min
11/17/2022 10:13 AM	10:00	6.85 pH	141.03 °F	884.58 µS/cm	0.33 mg/L	324.20 NTU	-65.5 mV	15.53 ft	300.00 ml/min
11/17/2022 10:14 AM	11:00	6.86 pH	140.86 °F	879.78 µS/cm	0.00 mg/L	50.44 NTU	-65.0 mV	15.53 ft	300.00 ml/min
11/17/2022 10:15 AM	12:00	6.87 pH	140.90 °F	884.52 µS/cm	0.00 mg/L	25.95 NTU	-67.6 mV	15.53 ft	300.00 ml/min

11/17/2022 10:16 AM	13:00	6.88 pH	142.99 °F	904.78 µS/cm	0.00 mg/L	15.60 NTU	-68.1 mV	15.53 ft	300.00 ml/min
11/17/2022 10:17 AM	14:00	6.85 pH	143.40 °F	907.53 µS/cm	0.00 mg/L	13.57 NTU	-66.5 mV	15.53 ft	300.00 ml/min
11/17/2022 10:18 AM	15:00	6.81 pH	143.46 °F	909.23 µS/cm	0.00 mg/L	11.53 NTU	-64.5 mV	15.53 ft	300.00 ml/min

Samples

Sample ID:	Description:

Created using VuSitu from In-Situ, Inc.

Low-Flow Test Report:

Test Date / Time: 11/14/2022 11:26:23 AM
Project: Reed
Operator Name: N. Downton

Location Name: MW-23 **Well Diameter: 2 in** **Casing Type: PVC** **Screen Length: 10 ft** **Top of Screen: 10 ft** **Total Depth: 19.52 ft** **Initial Depth to Water: 18.1 ft**	**Pump Type: 2" bladder pump** **Tubing Type: TLPE** **Estimated Total Volume Pumped: 150 ml** **Flow Cell Volume: 130 ml** **Final Flow Rate: 50 ml/min** **Final Draw Down: 0.2 ft**	**Instrument Used: Aqua TROLL 500** **Serial Number: 613473**

Test Notes:
Purge began @ 1106. Purge water clear. No visible particles. Strong odor. Plug into AQUATROLL @ 1110.
14/1
20 psi

Weather Conditions:
36°, sunny. 6 mph wind

Low-Flow Readings:

Date Time	Elapsed Time	pH	Temperature	Specific Conductivity	RDO Concentration	Turbidity	ORP	Depth to Water	Flow
		+/- 0.1	+/- 3 %	+/- 3 %	+/- 10 %	+/- 10 %	+/- 10		
11/14/2022 11:26 AM	00:00	5.94 pH	12.11 °C	1.04 mS/cm	1.15 mg/L	91.33 NTU	-125.2 mV	18.10 ft	50.00 ml/min
11/14/2022 11:29 AM	03:00	5.97 pH	11.92 °C	1.03 mS/cm	1.16 mg/L	87.33 NTU	-120.9 mV	18.10 ft	50.00 ml/min

Samples

Sample ID:	Description:
MW-23 Patriot	Well went dry. Bail later in day

Created using VuSitu from In-Situ, Inc.

Low-Flow Test Report:

Test Date / Time: 11/15/2022 10:12:06 AM
Project: HRID 4Q2022 MW-24
Operator Name: Kilauren Driscoll

Location Name: HRID **Well Diameter: 2 in** **Casing Type: PVC Sch. 40** **Screen Length: 10 ft** **Top of Screen: 14.14 ft** **Total Depth: 21.14 ft** **Initial Depth to Water: 19.1 ft**	**Pump Type: Proactive SSHurricane Pro** **Tubing Type: Poly** **Pump Intake From TOC: 20 ft** **Estimated Total Volume Pumped: 14400 ml** **Flow Cell Volume: 130 ml** **Final Flow Rate: 300 ml/min** **Final Draw Down: 19.19 ft**	**Instrument Used: Aqua TROLL 600** **Serial Number: 651965**

Test Notes:
Slow recharge. Clear, no odor

Weather Conditions:
Overcast 36 degrees

Low-Flow Readings:

Date Time	Elapsed Time	pH	Temperature	Specific Conductivity	RDO Concentration	Turbidity	ORP	Depth to Water	Flow
		+/- 0.1	+/- 3 %	+/- 3 %	+/- 10 %	+/- 10 %	+/- 10		
11/15/2022 10:12 AM	00:00	7.48 pH	49.81 °F	0.08 µS/cm	11.18 mg/L	0.00 NTU	53.5 mV	19.10 ft	300.00 ml/min
11/15/2022 10:13 AM	01:00	7.63 pH	51.49 °F	657.00 µS/cm	10.77 mg/L	0.07 NTU	59.0 mV	19.10 ft	300.00 ml/min
11/15/2022 10:14 AM	02:00	6.97 pH	56.80 °F	852.16 µS/cm	3.66 mg/L	1,151.3 NTU	55.0 mV	19.10 ft	300.00 ml/min
11/15/2022 10:15 AM	03:00	6.91 pH	61.30 °F	844.73 µS/cm	1.57 mg/L	1,081.6 NTU	46.7 mV	19.10 ft	300.00 ml/min
11/15/2022 10:16 AM	04:00	6.91 pH	61.59 °F	841.29 µS/cm	1.70 mg/L	843.65 NTU	43.8 mV	19.10 ft	300.00 ml/min
11/15/2022 10:17 AM	05:00	6.94 pH	62.11 °F	842.84 µS/cm	2.01 mg/L	652.08 NTU	40.7 mV	19.10 ft	300.00 ml/min
11/15/2022 10:18 AM	06:00	6.94 pH	64.07 °F	844.18 µS/cm	1.67 mg/L	909.91 NTU	37.4 mV	19.10 ft	300.00 ml/min
11/15/2022 10:19 AM	07:00	6.88 pH	64.75 °F	842.92 µS/cm	1.66 mg/L	2,324.2 NTU	39.1 mV	19.10 ft	300.00 ml/min
11/15/2022 10:20 AM	08:00	6.84 pH	66.18 °F	842.60 µS/cm	2.25 mg/L	3,448.6 NTU	40.2 mV	19.10 ft	300.00 ml/min
11/15/2022 10:21 AM	09:00	6.82 pH	66.14 °F	831.91 µS/cm	2.11 mg/L	3,429.6 NTU	42.6 mV	19.10 ft	300.00 ml/min
11/15/2022 10:22 AM	10:00	6.95 pH	67.39 °F	840.25 µS/cm	2.68 mg/L	3,513.0 NTU	34.9 mV	19.10 ft	300.00 ml/min
11/15/2022 10:23 AM	11:00	6.97 pH	67.66 °F	835.88 µS/cm	2.72 mg/L	2,637.4 NTU	34.2 mV	19.10 ft	300.00 ml/min
11/15/2022 10:24 AM	12:00	6.94 pH	67.82 °F	834.48 µS/cm	2.89 mg/L	3,301.6 NTU	35.2 mV	19.10 ft	300.00 ml/min

11/15/2022 10:25 AM	13:00	6.82 pH	69.04 °F	834.13 µS/cm	3.10 mg/L	4,142.9 NTU	40.3 mV	19.10 ft	300.00 ml/min
11/15/2022 10:26 AM	14:00	6.85 pH	69.35 °F	825.29 µS/cm	2.17 mg/L	3,510.6 NTU	39.8 mV	19.10 ft	300.00 ml/min
11/15/2022 10:27 AM	15:00	6.80 pH	70.11 °F	838.34 µS/cm	2.80 mg/L	3,360.8 NTU	42.0 mV	19.10 ft	300.00 ml/min
11/15/2022 10:28 AM	16:00	6.81 pH	69.59 °F	831.15 µS/cm	2.69 mg/L	3,300.5 NTU	41.7 mV	19.10 ft	300.00 ml/min
11/15/2022 10:29 AM	17:00	6.76 pH	69.93 °F	829.54 µS/cm	3.15 mg/L	2,506.8 NTU	46.2 mV	19.10 ft	300.00 ml/min
11/15/2022 10:30 AM	18:00	6.80 pH	69.44 °F	827.77 µS/cm	2.94 mg/L	2,057.8 NTU	43.6 mV	19.10 ft	300.00 ml/min
11/15/2022 10:31 AM	19:00	7.01 pH	70.74 °F	836.32 µS/cm	3.06 mg/L	1,440.0 NTU	31.5 mV	19.10 ft	300.00 ml/min
11/15/2022 10:32 AM	20:00	6.82 pH	69.91 °F	832.15 µS/cm	3.03 mg/L	1,360.1 NTU	42.6 mV	19.10 ft	300.00 ml/min
11/15/2022 10:33 AM	21:00	6.88 pH	72.08 °F	837.02 µS/cm	2.79 mg/L	1,446.7 NTU	37.7 mV	19.10 ft	300.00 ml/min
11/15/2022 10:34 AM	22:00	6.85 pH	70.87 °F	831.28 µS/cm	2.30 mg/L	1,266.7 NTU	40.2 mV	19.10 ft	300.00 ml/min
11/15/2022 10:35 AM	23:00	6.84 pH	69.03 °F	817.24 µS/cm	2.32 mg/L	1,060.9 NTU	41.7 mV	19.10 ft	300.00 ml/min
11/15/2022 10:36 AM	24:00	6.89 pH	69.20 °F	820.99 µS/cm	2.71 mg/L	1,041.8 NTU	39.5 mV	19.10 ft	300.00 ml/min
11/15/2022 10:37 AM	25:00	6.76 pH	69.15 °F	814.01 µS/cm	2.39 mg/L	720.03 NTU	47.1 mV	19.10 ft	300.00 ml/min
11/15/2022 10:38 AM	26:00	6.97 pH	69.24 °F	826.53 µS/cm	2.61 mg/L	691.13 NTU	36.4 mV	19.10 ft	300.00 ml/min
11/15/2022 10:39 AM	27:00	6.75 pH	68.57 °F	807.78 µS/cm	2.28 mg/L	624.88 NTU	47.7 mV	19.10 ft	300.00 ml/min
11/15/2022 10:40 AM	28:00	6.74 pH	68.14 °F	806.12 µS/cm	2.38 mg/L	671.20 NTU	48.8 mV	19.10 ft	300.00 ml/min
11/15/2022 10:41 AM	29:00	6.93 pH	69.43 °F	809.82 µS/cm	2.33 mg/L	603.14 NTU	38.0 mV	19.10 ft	300.00 ml/min
11/15/2022 10:42 AM	30:00	6.75 pH	68.21 °F	804.26 µS/cm	2.50 mg/L	664.12 NTU	49.5 mV	19.10 ft	300.00 ml/min
11/15/2022 10:43 AM	31:00	6.73 pH	69.22 °F	816.38 µS/cm	2.20 mg/L	519.04 NTU	50.7 mV	19.10 ft	300.00 ml/min
11/15/2022 10:44 AM	32:00	6.75 pH	68.83 °F	815.24 µS/cm	1.59 mg/L	381.52 NTU	49.5 mV	19.10 ft	300.00 ml/min
11/15/2022 10:45 AM	33:00	6.94 pH	67.69 °F	810.01 µS/cm	1.59 mg/L	229.58 NTU	40.5 mV	19.10 ft	300.00 ml/min
11/15/2022 10:46 AM	34:00	6.79 pH	64.98 °F	792.21 µS/cm	1.51 mg/L	205.78 NTU	50.3 mV	19.10 ft	300.00 ml/min
11/15/2022 10:47 AM	35:00	6.79 pH	67.34 °F	797.21 µS/cm	1.41 mg/L	187.07 NTU	47.2 mV	19.10 ft	300.00 ml/min
11/15/2022 10:48 AM	36:00	6.73 pH	66.71 °F	794.34 µS/cm	1.04 mg/L	228.40 NTU	50.9 mV	19.10 ft	300.00 ml/min
11/15/2022 10:49 AM	37:00	6.68 pH	65.96 °F	787.50 µS/cm	1.26 mg/L	185.95 NTU	54.9 mV	19.10 ft	300.00 ml/min
11/15/2022 10:50 AM	38:00	6.77 pH	66.03 °F	782.55 µS/cm	2.52 mg/L	2,485.5 NTU	49.8 mV	19.10 ft	300.00 ml/min
11/15/2022 10:51 AM	39:00	6.71 pH	65.82 °F	783.47 µS/cm	0.88 mg/L	391.23 NTU	53.4 mV	19.10 ft	300.00 ml/min
11/15/2022 10:52 AM	40:00	6.76 pH	65.43 °F	790.34 µS/cm	1.16 mg/L	132.36 NTU	51.0 mV	19.10 ft	300.00 ml/min
11/15/2022 10:53 AM	41:00	6.66 pH	65.02 °F	790.73 µS/cm	1.54 mg/L	508.34 NTU	57.7 mV	19.10 ft	300.00 ml/min

11/15/2022 10:54 AM	42:00	6.65 pH	66.08 °F	786.91 µS/cm	1.30 mg/L	215.33 NTU	56.5 mV	19.10 ft	300.00 ml/min
11/15/2022 10:55 AM	43:00	6.68 pH	65.89 °F	784.03 µS/cm	1.51 mg/L	88.88 NTU	54.9 mV	19.10 ft	300.00 ml/min
11/15/2022 10:56 AM	44:00	6.80 pH	65.83 °F	794.39 µS/cm	2.02 mg/L	78.50 NTU	49.7 mV	19.10 ft	300.00 ml/min
11/15/2022 10:57 AM	45:00	6.74 pH	65.73 °F	783.18 µS/cm	1.69 mg/L	59.73 NTU	52.8 mV	19.10 ft	300.00 ml/min
11/15/2022 10:58 AM	46:00	6.82 pH	65.69 °F	784.59 µS/cm	1.63 mg/L	66.55 NTU	48.7 mV	19.10 ft	300.00 ml/min
11/15/2022 10:59 AM	47:00	6.70 pH	65.85 °F	777.69 µS/cm	1.53 mg/L	137.69 NTU	54.6 mV	19.10 ft	300.00 ml/min
11/15/2022 11:00 AM	48:00	6.81 pH	65.81 °F	774.36 µS/cm	1.24 mg/L	203.71 NTU	48.0 mV	19.10 ft	300.00 ml/min

Samples

Sample ID:	Description:

Low-Flow Test Report:

Test Date / Time: 11/15/2022 12:00:18 PM
Project: HRID 4Q2022 MW-25
Operator Name: Cole Baird

Location Name: HRID **Well Diameter: 2 in** **Casing Type: PVC Sch. 40** **Screen Length: 10 ft** **Top of Screen: 12 ft** **Total Depth: 22.54 ft** **Initial Depth to Water: 10.52 ft**	**Pump Type: Proactive SS Monsoon XL** **Tubing Type: Poly** **Pump Intake From TOC: 16 ft** **Estimated Total Volume Pumped: 5633.333 ml** **Flow Cell Volume: 130 ml** **Final Flow Rate: 200 ml/min** **Final Draw Down: 10.56 ft**	**Instrument Used: Aqua TROLL 500** **Serial Number: 913928**

Test Notes:
Vocs, slight sheen on water surface, no odor

Weather Conditions:
Overcast, 36

Low-Flow Readings:

Date Time	Elapsed Time	pH	Temperature	Specific Conductivity	RDO Concentration	Turbidity	ORP	Depth to Water	Flow
		+/- 0.1	+/- 3 %	+/- 3 %	+/- 10 %	+/- 10 %	+/- 10		
11/15/2022 12:00 PM	00:00	7.42 pH	53.30 °F	645.84 µS/cm	5.80 mg/L	2,185.8 NTU	142.3 mV	10.52 ft	200.00 ml/min
11/15/2022 12:01 PM	01:00	7.30 pH	54.71 °F	649.40 µS/cm	2.67 mg/L	3,104.7 NTU	145.6 mV	10.52 ft	200.00 ml/min
11/15/2022 12:02 PM	02:00	7.23 pH	55.82 °F	650.35 µS/cm	1.91 mg/L	4,388.4 NTU	147.7 mV	10.52 ft	200.00 ml/min
11/15/2022 12:03 PM	03:00	7.18 pH	56.46 °F	651.13 µS/cm	1.73 mg/L	4,952.8 NTU	149.0 mV	10.52 ft	200.00 ml/min
11/15/2022 12:04 PM	04:00	7.15 pH	56.97 °F	651.69 µS/cm	1.67 mg/L	5,952.4 NTU	149.9 mV	10.52 ft	200.00 ml/min
11/15/2022 12:05 PM	05:00	7.13 pH	57.32 °F	652.51 µS/cm	1.64 mg/L	5,283.3 NTU	150.4 mV	10.52 ft	200.00 ml/min
11/15/2022 12:06 PM	06:00	7.11 pH	57.65 °F	652.54 µS/cm	1.61 mg/L	4,869.8 NTU	150.7 mV	10.52 ft	200.00 ml/min
11/15/2022 12:07 PM	07:00	7.10 pH	57.70 °F	653.03 µS/cm	1.56 mg/L	4,161.4 NTU	151.0 mV	10.52 ft	200.00 ml/min
11/15/2022 12:08 PM	08:00	7.09 pH	57.74 °F	652.91 µS/cm	1.51 mg/L	3,357.0 NTU	151.2 mV	10.52 ft	200.00 ml/min
11/15/2022 12:09 PM	09:00	7.08 pH	57.76 °F	653.09 µS/cm	1.46 mg/L	2,589.4 NTU	151.4 mV	10.52 ft	200.00 ml/min
11/15/2022 12:10 PM	10:00	7.07 pH	57.76 °F	652.94 µS/cm	1.42 mg/L	1,908.1 NTU	151.5 mV	10.52 ft	200.00 ml/min
11/15/2022 12:11 PM	11:00	7.07 pH	57.76 °F	653.03 µS/cm	1.39 mg/L	1,423.3 NTU	151.5 mV	10.52 ft	200.00 ml/min
11/15/2022 12:12 PM	12:00	7.06 pH	57.81 °F	652.89 µS/cm	1.36 mg/L	1,087.8 NTU	151.5 mV	10.52 ft	200.00 ml/min

11/15/2022 4:18 PM	13:00	6.93 pH	62.71 °F	643.55 µS/cm	0.03 mg/L	62.08 NTU	-50.4 mV	17.91 ft	300.00 ml/min
11/15/2022 4:19 PM	14:00	6.92 pH	62.61 °F	655.97 µS/cm	0.04 mg/L	72.39 NTU	-50.8 mV	17.91 ft	300.00 ml/min
11/15/2022 4:20 PM	15:00	6.92 pH	62.59 °F	648.26 µS/cm	0.06 mg/L	26.49 NTU	-50.1 mV	17.91 ft	300.00 ml/min
11/15/2022 4:21 PM	16:00	6.91 pH	62.65 °F	650.04 µS/cm	0.07 mg/L	11.88 NTU	-50.1 mV	17.91 ft	300.00 ml/min
11/15/2022 4:22 PM	17:00	6.91 pH	62.63 °F	647.05 µS/cm	0.08 mg/L	10.83 NTU	-50.2 mV	17.91 ft	300.00 ml/min
11/15/2022 4:23 PM	18:00	6.94 pH	62.68 °F	649.39 µS/cm	0.09 mg/L	2.11 NTU	-51.2 mV	17.91 ft	300.00 ml/min
11/15/2022 4:24 PM	19:00	6.91 pH	62.69 °F	653.82 µS/cm	0.09 mg/L	0.58 NTU	-49.7 mV	17.91 ft	300.00 ml/min
11/15/2022 4:25 PM	20:00	6.88 pH	62.85 °F	654.43 µS/cm	0.10 mg/L	0.77 NTU	-47.3 mV	17.91 ft	300.00 ml/min
11/15/2022 4:26 PM	21:00	6.99 pH	62.69 °F	654.62 µS/cm	0.08 mg/L	0.90 NTU	-53.8 mV	17.91 ft	300.00 ml/min
11/15/2022 4:27 PM	22:00	6.92 pH	62.44 °F	630.47 µS/cm	0.09 mg/L	0.27 NTU	-49.9 mV	17.91 ft	300.00 ml/min

Samples

Sample ID:	Description:

Low-Flow Test Report:

Test Date / Time: 11/15/2022 4:05:19 PM
Project: HRID 4Q2022 MW-26
Operator Name: Kilauren Driscoll

Location Name: HRID **Well Diameter: 2 in** **Casing Type: PVC Sch. 40** **Screen Length: 10 ft** **Top of Screen: 11.49 ft** **Total Depth: 21.29 ft** **Initial Depth to Water: 17.91 ft**	**Pump Type: Proactive SSHurricane Pro** **Tubing Type: Poly** **Pump Intake From TOC: 19 ft** **Estimated Total Volume Pumped: 6600 ml** **Flow Cell Volume: 130 ml** **Final Flow Rate: 300 ml/min** **Final Draw Down: 18.96 ft**	**Instrument Used: Aqua TROLL 600** **Serial Number: 651965**

Test Notes:
VOCs clear no remarks

Weather Conditions:
Overcast drizzle 40 degrees

Low-Flow Readings:

Date Time	Elapsed Time	pH	Temperature	Specific Conductivity	RDO Concentration	Turbidity	ORP	Depth to Water	Flow
		+/- 0.1	+/- 3 %	+/- 3 %	+/- 10 %	+/- 10 %	+/- 10		
11/15/2022 4:05 PM	00:00	6.90 pH	61.82 °F	707.25 µS/cm	1.13 mg/L	149.34 NTU	-28.6 mV	17.91 ft	300.00 ml/min
11/15/2022 4:06 PM	01:00	6.93 pH	67.47 °F	679.80 µS/cm	0.16 mg/L	93.93 NTU	-39.8 mV	17.91 ft	300.00 ml/min
11/15/2022 4:07 PM	02:00	6.98 pH	67.60 °F	668.21 µS/cm	0.05 mg/L	30.32 NTU	-45.8 mV	17.91 ft	300.00 ml/min
11/15/2022 4:08 PM	03:00	7.00 pH	67.62 °F	661.75 µS/cm	0.02 mg/L	15.95 NTU	-48.3 mV	17.91 ft	300.00 ml/min
11/15/2022 4:09 PM	04:00	7.01 pH	63.06 °F	655.90 µS/cm	0.02 mg/L	9.70 NTU	-49.8 mV	17.91 ft	300.00 ml/min
11/15/2022 4:10 PM	05:00	7.00 pH	62.61 °F	662.69 µS/cm	0.02 mg/L	7.50 NTU	-50.7 mV	17.91 ft	300.00 ml/min
11/15/2022 4:11 PM	06:00	6.99 pH	62.54 °F	656.75 µS/cm	0.01 mg/L	3.79 NTU	-50.1 mV	17.91 ft	300.00 ml/min
11/15/2022 4:12 PM	07:00	6.99 pH	62.51 °F	655.99 µS/cm	0.01 mg/L	2.85 NTU	-51.0 mV	17.91 ft	300.00 ml/min
11/15/2022 4:13 PM	08:00	7.01 pH	62.45 °F	654.31 µS/cm	0.01 mg/L	2.72 NTU	-52.1 mV	17.91 ft	300.00 ml/min
11/15/2022 4:14 PM	09:00	6.97 pH	62.69 °F	651.98 µS/cm	0.01 mg/L	1.45 NTU	-50.6 mV	17.91 ft	300.00 ml/min
11/15/2022 4:15 PM	10:00	7.04 pH	62.06 °F	580.01 µS/cm	5.71 mg/L	42.08 NTU	-53.7 mV	17.91 ft	300.00 ml/min
11/15/2022 4:16 PM	11:00	6.89 pH	62.80 °F	655.30 µS/cm	0.40 mg/L	46.33 NTU	-46.0 mV	17.91 ft	300.00 ml/min
11/15/2022 4:17 PM	12:00	6.92 pH	62.55 °F	650.41 µS/cm	0.02 mg/L	332.95 NTU	-49.8 mV	17.91 ft	300.00 ml/min

11/15/2022 12:13 PM	13:00	7.06 pH	57.84 °F	652.83 µS/cm	1.34 mg/L	839.95 NTU	151.5 mV	10.52 ft	200.00 ml/min
11/15/2022 12:14 PM	14:00	7.06 pH	57.85 °F	652.57 µS/cm	1.35 mg/L	613.71 NTU	151.5 mV	10.52 ft	200.00 ml/min
11/15/2022 12:15 PM	15:00	7.06 pH	57.85 °F	652.48 µS/cm	1.34 mg/L	519.82 NTU	151.5 mV	10.52 ft	200.00 ml/min
11/15/2022 12:16 PM	16:00	7.06 pH	57.81 °F	652.89 µS/cm	1.34 mg/L	382.77 NTU	151.4 mV	10.52 ft	200.00 ml/min
11/15/2022 12:17 PM	17:00	7.05 pH	57.93 °F	652.59 µS/cm	1.33 mg/L	337.34 NTU	151.3 mV	10.52 ft	200.00 ml/min
11/15/2022 12:18 PM	18:00	7.05 pH	57.95 °F	652.33 µS/cm	1.33 mg/L	255.73 NTU	151.3 mV	10.52 ft	200.00 ml/min
11/15/2022 12:19 PM	19:00	7.05 pH	57.95 °F	652.38 µS/cm	1.32 mg/L	185.92 NTU	151.2 mV	10.52 ft	200.00 ml/min
11/15/2022 12:20 PM	20:00	7.05 pH	57.90 °F	652.30 µS/cm	1.31 mg/L	146.53 NTU	151.2 mV	10.52 ft	200.00 ml/min
11/15/2022 12:21 PM	21:00	7.05 pH	57.89 °F	652.38 µS/cm	1.28 mg/L	121.70 NTU	151.1 mV	10.52 ft	200.00 ml/min
11/15/2022 12:22 PM	22:10	7.04 pH	57.92 °F	652.50 µS/cm	1.24 mg/L	87.67 NTU	151.0 mV	10.52 ft	200.00 ml/min
11/15/2022 12:23 PM	23:10	7.05 pH	58.06 °F	652.44 µS/cm	1.22 mg/L	84.98 NTU	150.9 mV	10.52 ft	200.00 ml/min
11/15/2022 12:24 PM	24:10	7.05 pH	57.96 °F	652.27 µS/cm	1.22 mg/L	115.17 NTU	150.8 mV	10.52 ft	200.00 ml/min
11/15/2022 12:25 PM	25:10	7.05 pH	57.91 °F	652.17 µS/cm	1.21 mg/L	69.78 NTU	150.8 mV	10.52 ft	200.00 ml/min
11/15/2022 12:26 PM	26:10	7.06 pH	57.85 °F	652.08 µS/cm	1.20 mg/L	58.07 NTU	150.7 mV	10.52 ft	200.00 ml/min
11/15/2022 12:27 PM	27:10	7.06 pH	57.82 °F	652.10 µS/cm	1.21 mg/L	42.11 NTU	150.7 mV	10.52 ft	200.00 ml/min
11/15/2022 12:28 PM	28:10	7.06 pH	57.68 °F	652.07 µS/cm	1.21 mg/L	39.86 NTU	150.6 mV	10.52 ft	200.00 ml/min

Samples

Sample ID:	Description:

Low-Flow Test Report:

Test Date / Time: 11/15/2022 3:52:06 PM
Project: HRID 4Q2022 MW-27
Operator Name: Cole Baird

Location Name: HRID **Well Diameter: 2 in** **Casing Type: PVC Sch. 40** **Screen Length: 10 ft** **Top of Screen: 6 ft** **Total Depth: 16.63 ft** **Initial Depth to Water: 11.1 ft**	**Pump Type: Proactive SS Monsoon XL** **Tubing Type: Poly** **Pump Intake From TOC: 13.5 ft** **Estimated Total Volume Pumped: 6200 ml** **Flow Cell Volume: 130 ml** **Final Flow Rate: 200 ml/min** **Final Draw Down: 11.37 ft**	**Instrument Used: Aqua TROLL 500** **Serial Number: 913928**

Test Notes:
Vocs, clear, no odor

Weather Conditions:
Overcast, 35

Low-Flow Readings:

Date Time	Elapsed Time	pH	Temperature	Specific Conductivity	RDO Concentration	Turbidity	ORP	Depth to Water	Flow
		+/- 0.1	+/- 3 %	+/- 3 %	+/- 10 %	+/- 10 %	+/- 10		
11/15/2022 3:52 PM	00:00	7.50 pH	60.78 °F	660.98 µS/cm	6.02 mg/L	239.99 NTU	113.5 mV	11.10 ft	200.00 ml/min
11/15/2022 3:53 PM	01:00	7.39 pH	60.78 °F	661.03 µS/cm	2.19 mg/L	381.84 NTU	116.9 mV	11.10 ft	200.00 ml/min
11/15/2022 3:54 PM	02:00	7.32 pH	60.27 °F	658.14 µS/cm	1.42 mg/L	387.25 NTU	118.0 mV	11.10 ft	200.00 ml/min
11/15/2022 3:55 PM	03:00	7.26 pH	60.23 °F	657.52 µS/cm	1.06 mg/L	606.25 NTU	119.6 mV	11.10 ft	200.00 ml/min
11/15/2022 3:56 PM	04:00	7.22 pH	60.84 °F	661.32 µS/cm	1.49 mg/L	344.35 NTU	120.2 mV	11.10 ft	200.00 ml/min
11/15/2022 3:57 PM	05:00	7.20 pH	61.15 °F	666.29 µS/cm	1.46 mg/L	320.29 NTU	120.5 mV	11.10 ft	200.00 ml/min
11/15/2022 3:58 PM	06:00	7.18 pH	62.13 °F	666.02 µS/cm	1.42 mg/L	299.44 NTU	120.3 mV	11.10 ft	200.00 ml/min
11/15/2022 3:59 PM	07:00	7.16 pH	63.33 °F	665.09 µS/cm	1.59 mg/L	197.64 NTU	120.1 mV	11.10 ft	200.00 ml/min
11/15/2022 4:00 PM	08:00	7.15 pH	63.21 °F	664.80 µS/cm	1.88 mg/L	142.08 NTU	120.1 mV	11.10 ft	200.00 ml/min
11/15/2022 4:01 PM	09:00	7.15 pH	63.38 °F	665.87 µS/cm	1.44 mg/L	111.20 NTU	119.5 mV	11.10 ft	200.00 ml/min
11/15/2022 4:02 PM	10:00	7.14 pH	62.38 °F	667.05 µS/cm	1.43 mg/L	95.86 NTU	119.7 mV	11.10 ft	200.00 ml/min
11/15/2022 4:03 PM	11:00	7.16 pH	61.03 °F	662.13 µS/cm	1.49 mg/L	137.77 NTU	119.0 mV	11.10 ft	200.00 ml/min
11/15/2022 4:04 PM	12:00	7.12 pH	64.94 °F	673.15 µS/cm	1.73 mg/L	164.81 NTU	118.9 mV	11.10 ft	200.00 ml/min

11/15/2022 4:05 PM	13:00	7.13 pH	64.50 °F	667.08 µS/cm	1.29 mg/L	140.45 NTU	118.0 mV	11.10 ft	200.00 ml/min
11/15/2022 4:06 PM	14:00	7.14 pH	64.11 °F	670.28 µS/cm	1.22 mg/L	151.31 NTU	117.3 mV	11.10 ft	200.00 ml/min
11/15/2022 4:07 PM	15:00	7.13 pH	64.27 °F	669.53 µS/cm	1.65 mg/L	174.36 NTU	117.2 mV	11.10 ft	200.00 ml/min
11/15/2022 4:08 PM	16:00	7.13 pH	64.62 °F	671.00 µS/cm	1.93 mg/L	150.80 NTU	117.1 mV	11.10 ft	200.00 ml/min
11/15/2022 4:09 PM	17:00	7.13 pH	64.81 °F	668.75 µS/cm	2.11 mg/L	222.23 NTU	117.2 mV	11.10 ft	200.00 ml/min
11/15/2022 4:10 PM	18:00	7.11 pH	66.86 °F	676.43 µS/cm	2.40 mg/L	325.44 NTU	117.5 mV	11.10 ft	200.00 ml/min
11/15/2022 4:11 PM	19:00	7.11 pH	65.90 °F	673.40 µS/cm	2.23 mg/L	367.39 NTU	118.1 mV	11.10 ft	200.00 ml/min
11/15/2022 4:12 PM	20:00	7.14 pH	64.94 °F	669.75 µS/cm	2.47 mg/L	514.46 NTU	118.1 mV	11.10 ft	200.00 ml/min
11/15/2022 4:13 PM	21:00	7.12 pH	64.76 °F	675.81 µS/cm	3.09 mg/L	1,315.4 NTU	118.8 mV	11.10 ft	200.00 ml/min
11/15/2022 4:14 PM	22:00	7.11 pH	66.63 °F	681.28 µS/cm	2.95 mg/L	1,608.6 NTU	118.8 mV	11.10 ft	200.00 ml/min
11/15/2022 4:15 PM	23:00	7.10 pH	67.58 °F	680.19 µS/cm	1.69 mg/L	1,436.6 NTU	117.8 mV	11.10 ft	200.00 ml/min
11/15/2022 4:16 PM	24:00	7.11 pH	66.78 °F	678.57 µS/cm	1.41 mg/L	1,171.0 NTU	117.3 mV	11.10 ft	200.00 ml/min
11/15/2022 4:17 PM	25:00	7.10 pH	65.96 °F	679.21 µS/cm	1.65 mg/L	979.28 NTU	117.3 mV	11.10 ft	200.00 ml/min
11/15/2022 4:18 PM	26:00	7.11 pH	65.41 °F	679.83 µS/cm	1.44 mg/L	741.42 NTU	117.3 mV	11.10 ft	200.00 ml/min
11/15/2022 4:19 PM	27:00	7.11 pH	65.01 °F	679.35 µS/cm	1.29 mg/L	568.15 NTU	117.1 mV	11.10 ft	200.00 ml/min
11/15/2022 4:20 PM	28:00	7.11 pH	64.60 °F	678.80 µS/cm	1.20 mg/L	373.51 NTU	117.2 mV	11.10 ft	200.00 ml/min
11/15/2022 4:21 PM	29:00	7.11 pH	64.31 °F	678.96 µS/cm	1.16 mg/L	393.50 NTU	117.1 mV	11.10 ft	200.00 ml/min
11/15/2022 4:22 PM	30:00	7.12 pH	64.09 °F	679.41 µS/cm	1.11 mg/L	224.78 NTU	117.1 mV	11.10 ft	200.00 ml/min
11/15/2022 4:23 PM	31:00	7.13 pH	63.40 °F	679.89 µS/cm	1.10 mg/L	216.23 NTU	116.5 mV	11.10 ft	200.00 ml/min

Samples

Sample ID:	Description:

Low-Flow Test Report:

Test Date / Time: 11/16/2022 12:36:37 PM
Project: HRID 4Q2022 MW-28
Operator Name: Cole Baird

Location Name: HRID **Well Diameter: 2 in** **Casing Type: PVC Sch. 40** **Screen Length: 10 ft** **Top of Screen: 11 ft** **Total Depth: 21.32 ft** **Initial Depth to Water: 10.21 ft**	**Pump Type: Proactive SS Monsoon XL** **Tubing Type: Poly** **Pump Intake From TOC: 15.5 ft** **Estimated Total Volume Pumped: 1800 ml** **Flow Cell Volume: 130 ml** **Final Flow Rate: 200 ml/min** **Final Draw Down: 10.25 ft**	**Instrument Used: Aqua TROLL 500** **Serial Number: 913928**

Test Notes:
Vocs, brown hue, no odor

Weather Conditions:
Snow, 34

Low-Flow Readings:

Date Time	Elapsed Time	pH	Temperature	Specific Conductivity	RDO Concentration	Turbidity	ORP	Depth to Water	Flow
		+/- 0.1	+/- 3 %	+/- 3 %	+/- 10 %	+/- 10 %	+/- 10		
11/16/2022 12:36 PM	00:00	7.93 pH	53.85 °F	856.43 µS/cm	6.45 mg/L	186.31 NTU	-22.9 mV	10.21 ft	200.00 ml/min
11/16/2022 12:37 PM	01:00	7.58 pH	54.91 °F	852.61 µS/cm	1.94 mg/L	118.75 NTU	-13.6 mV	10.21 ft	200.00 ml/min
11/16/2022 12:38 PM	02:00	7.40 pH	55.11 °F	849.97 µS/cm	0.70 mg/L	101.85 NTU	-7.7 mV	10.21 ft	200.00 ml/min
11/16/2022 12:39 PM	03:00	7.31 pH	54.40 °F	848.15 µS/cm	0.36 mg/L	85.71 NTU	-4.2 mV	10.21 ft	200.00 ml/min
11/16/2022 12:40 PM	04:00	7.26 pH	53.56 °F	845.28 µS/cm	0.25 mg/L	79.83 NTU	-1.5 mV	10.21 ft	200.00 ml/min
11/16/2022 12:41 PM	05:00	7.22 pH	53.44 °F	845.38 µS/cm	0.21 mg/L	74.95 NTU	0.3 mV	10.21 ft	200.00 ml/min
11/16/2022 12:42 PM	06:00	7.19 pH	53.67 °F	849.70 µS/cm	0.18 mg/L	70.38 NTU	1.7 mV	10.21 ft	200.00 ml/min
11/16/2022 12:43 PM	07:00	7.17 pH	53.14 °F	845.50 µS/cm	0.17 mg/L	57.20 NTU	2.8 mV	10.21 ft	200.00 ml/min
11/16/2022 12:44 PM	08:00	7.14 pH	53.80 °F	844.57 µS/cm	0.17 mg/L	59.07 NTU	4.0 mV	10.21 ft	200.00 ml/min
11/16/2022 12:45 PM	09:00	7.14 pH	53.80 °F	847.14 µS/cm	0.15 mg/L	54.10 NTU	4.1 mV	10.21 ft	200.00 ml/min

Samples

Sample ID:	Description:

Low-Flow Test Report:

Test Date / Time: 11/17/2022 11:42:32 AM
Project: HRID 4Q2022 MW-29D
Operator Name: Kilauren Driscoll

Location Name: HRID **Well Diameter: 2 in** **Casing Type: PVC Sch. 40** **Screen Length: 10 ft** **Top of Screen: 31.12 ft** **Total Depth: 41.12 ft** **Initial Depth to Water: 12.6 ft**	**Pump Type: Proactive SSHurricane Pro** **Tubing Type: Poly** **Pump Intake From TOC: 27 ft** **Estimated Total Volume Pumped: 4500 ml** **Flow Cell Volume: 130 ml** **Final Flow Rate: 300 ml/min** **Final Draw Down: 0 ft**	**Instrument Used: Aqua TROLL 600** **Serial Number: 651965**

Test Notes:
VOCs. Clear, surface sheen, sulfur like odor

Weather Conditions:
Overcast 30 degrees

Low-Flow Readings:

Date Time	Elapsed Time	pH	Temperature	Specific Conductivity	RDO Concentration	Turbidity	ORP	Depth to Water	Flow
		+/- 0.1	+/- 3 %	+/- 3 %	+/- 10 %	+/- 10 %	+/- 10		
11/17/2022 11:42 AM	00:00	6.68 pH	134.52 °F	710.65 µS/cm	1.00 mg/L	8.86 NTU	-26.9 mV	12.60 ft	300.00 ml/min
11/17/2022 11:43 AM	01:00	6.47 pH	135.17 °F	707.71 µS/cm	0.00 mg/L	1.64 NTU	-36.5 mV	12.60 ft	300.00 ml/min
11/17/2022 11:44 AM	02:00	6.50 pH	136.17 °F	717.41 µS/cm	0.00 mg/L	1.68 NTU	-43.7 mV	12.60 ft	300.00 ml/min
11/17/2022 11:45 AM	03:00	6.58 pH	136.65 °F	744.00 µS/cm	0.00 mg/L	1.72 NTU	-46.7 mV	12.60 ft	300.00 ml/min
11/17/2022 11:46 AM	04:00	6.63 pH	137.38 °F	755.43 µS/cm	0.00 mg/L	0.63 NTU	-46.5 mV	12.60 ft	300.00 ml/min
11/17/2022 11:47 AM	05:00	6.71 pH	136.91 °F	752.11 µS/cm	0.00 mg/L	0.47 NTU	-48.7 mV	12.60 ft	300.00 ml/min
11/17/2022 11:48 AM	06:00	6.71 pH	136.91 °F	752.79 µS/cm	0.00 mg/L	0.46 NTU	-47.2 mV	12.60 ft	300.00 ml/min
11/17/2022 11:49 AM	07:00	6.70 pH	134.82 °F	739.46 µS/cm	0.00 mg/L	0.20 NTU	-45.6 mV	12.60 ft	300.00 ml/min
11/17/2022 11:50 AM	08:00	6.78 pH	135.35 °F	741.17 µS/cm	0.00 mg/L	0.30 NTU	-49.9 mV	12.60 ft	300.00 ml/min
11/17/2022 11:51 AM	09:00	6.64 pH	61.75 °F	495.49 µS/cm	0.00 mg/L	0.16 NTU	-45.1 mV	12.60 ft	300.00 ml/min
11/17/2022 11:52 AM	10:00	6.64 pH	60.21 °F	504.00 µS/cm	0.00 mg/L	0.03 NTU	-45.6 mV	12.60 ft	300.00 ml/min
11/17/2022 11:53 AM	11:00	6.64 pH	59.69 °F	505.36 µS/cm	0.00 mg/L	0.02 NTU	-44.0 mV	12.60 ft	300.00 ml/min
11/17/2022 11:54 AM	12:00	6.66 pH	59.59 °F	505.47 µS/cm	0.00 mg/L	0.00 NTU	-44.9 mV	12.60 ft	300.00 ml/min

11/17/2022 11:55 AM	13:00	6.66 pH	59.57 °F	505.49 µS/cm	0.00 mg/L	0.00 NTU	-44.7 mV	12.60 ft	300.00 ml/min
11/17/2022 11:56 AM	14:00	6.69 pH	59.59 °F	505.21 µS/cm	0.00 mg/L	0.00 NTU	-46.2 mV	12.60 ft	300.00 ml/min
11/17/2022 11:57 AM	15:00	6.68 pH	59.49 °F	504.76 µS/cm	0.00 mg/L	0.00 NTU	-45.6 mV	12.60 ft	300.00 ml/min

Samples

Sample ID:	Description:

Low-Flow Test Report:

Test Date / Time: 11/17/2022 11:08:25 AM
Project: HRID 4Q2022 MW-29S
Operator Name: Kilauren Driscoll

Location Name: HRID **Well Diameter: 2 in** **Casing Type: PVC Sch. 40** **Screen Length: 10 ft** **Top of Screen: 6.95 ft** **Total Depth: 16.95 ft** **Initial Depth to Water: 12.51 ft**	**Pump Type: Proactive SSHurricane Pro** **Tubing Type: Poly** **Pump Intake From TOC: 14 ft** **Estimated Total Volume Pumped: 5100 ml** **Flow Cell Volume: 130 ml** **Final Flow Rate: 300 ml/min** **Final Draw Down: 0 ft**	**Instrument Used: Aqua TROLL 600** **Serial Number: 651965**

Test Notes:
VOCs. Clear, sheen on surface, sulfur like odor

Weather Conditions:
Overcast 30 degrees

Low-Flow Readings:

Date Time	Elapsed Time	pH	Temperature	Specific Conductivity	RDO Concentration	Turbidity	ORP	Depth to Water	Flow
		+/- 0.1	+/- 3 %	+/- 3 %	+/- 10 %	+/- 10 %	+/- 10		
11/17/2022 11:08 AM	00:00	6.72 pH	138.13 °F	918.91 µS/cm	0.04 mg/L	1,920.0 NTU	-65.2 mV	12.51 ft	300.00 ml/min
11/17/2022 11:09 AM	01:00	6.79 pH	138.86 °F	916.36 µS/cm	0.00 mg/L	1,704.0 NTU	-74.1 mV	12.51 ft	300.00 ml/min
11/17/2022 11:10 AM	02:00	6.79 pH	139.69 °F	932.60 µS/cm	0.00 mg/L	1,197.5 NTU	-77.5 mV	12.51 ft	300.00 ml/min
11/17/2022 11:11 AM	03:00	6.84 pH	139.75 °F	933.73 µS/cm	0.00 mg/L	1,138.2 NTU	-82.9 mV	12.51 ft	300.00 ml/min
11/17/2022 11:12 AM	04:00	6.86 pH	139.64 °F	930.88 µS/cm	0.00 mg/L	1,099.1 NTU	-85.4 mV	12.51 ft	300.00 ml/min
11/17/2022 11:13 AM	05:00	6.91 pH	139.51 °F	926.80 µS/cm	0.00 mg/L	1,226.6 NTU	-89.7 mV	12.51 ft	300.00 ml/min
11/17/2022 11:14 AM	06:00	6.96 pH	139.36 °F	924.55 µS/cm	0.00 mg/L	798.44 NTU	-93.7 mV	12.51 ft	300.00 ml/min
11/17/2022 11:15 AM	07:00	6.90 pH	139.20 °F	923.27 µS/cm	0.00 mg/L	601.33 NTU	-90.0 mV	12.51 ft	300.00 ml/min
11/17/2022 11:16 AM	08:00	6.89 pH	139.89 °F	932.50 µS/cm	0.00 mg/L	375.42 NTU	-92.6 mV	12.51 ft	300.00 ml/min
11/17/2022 11:17 AM	09:00	6.88 pH	139.72 °F	925.49 µS/cm	0.00 mg/L	294.84 NTU	-92.5 mV	12.51 ft	300.00 ml/min
11/17/2022 11:18 AM	10:00	6.87 pH	139.56 °F	921.85 µS/cm	0.00 mg/L	341.38 NTU	-92.7 mV	12.51 ft	300.00 ml/min
11/17/2022 11:19 AM	11:00	6.87 pH	139.66 °F	922.97 µS/cm	0.00 mg/L	226.79 NTU	-93.5 mV	12.51 ft	300.00 ml/min
11/17/2022 11:20 AM	12:00	6.89 pH	138.86 °F	908.88 µS/cm	0.00 mg/L	222.78 NTU	-95.5 mV	12.51 ft	300.00 ml/min

11/17/2022 11:21 AM	13:00	6.94 pH	139.38 °F	915.12 µS/cm	0.00 mg/L	237.85 NTU	-99.6 mV	12.51 ft	300.00 ml/min
11/17/2022 11:22 AM	14:00	6.83 pH	138.98 °F	913.81 µS/cm	0.00 mg/L	204.75 NTU	-92.4 mV	12.51 ft	300.00 ml/min
11/17/2022 11:23 AM	15:00	6.82 pH	140.05 °F	928.13 µS/cm	0.00 mg/L	74.82 NTU	-93.3 mV	12.51 ft	300.00 ml/min
11/17/2022 11:24 AM	16:00	6.92 pH	139.70 °F	914.36 µS/cm	0.00 mg/L	99.26 NTU	-100.2 mV	12.51 ft	300.00 ml/min
11/17/2022 11:25 AM	17:00	6.82 pH	139.91 °F	915.74 µS/cm	0.00 mg/L	100.66 NTU	-95.0 mV	12.51 ft	300.00 ml/min

Samples

Sample ID:	Description:

Low-Flow Test Report:

Test Date / Time: 11/14/2022 12:58:13 PM
Project: Reed
Operator Name: N. Downton

Location Name: MW-30 **Well Diameter: 2 in** **Casing Type: PVC** **Screen Length: 10 ft** **Top of Screen: 4 ft** **Total Depth: 14.24 ft** **Initial Depth to Water: 12.37 ft**	**Pump Type: 2" bladder pump** **Tubing Type: LDPE** **Pump Intake From TOC: 13.29 ft** **Estimated Total Volume Pumped: 2885 ml** **Flow Cell Volume: 130 ml** **Final Flow Rate: 100 ml/min** **Final Draw Down: 0 ft**	**Instrument Used: Aqua TROLL 500** **Serial Number: 613473**

Test Notes:
Purge began @ 1248. Purge water clear with small black turbid particles. Slight odor. Plug into AQUATROLL @ 1250.
13.5/1.5
15 psi

Weather Conditions:
41°, sunny. 7 mph wind

Low-Flow Readings:

Date Time	Elapsed Time	pH	Temperature	Specific Conductivity	RDO Concentration	Turbidity	ORP	Depth to Water	Flow
		+/- 0.1	+/- 3 %	+/- 3 %	+/- 10 %	+/- 10 %	+/- 10		
11/14/2022 12:58 PM	00:00	6.37 pH	15.62 °C	0.76 mS/cm	0.42 mg/L	91.87 NTU	-178.0 mV	12.37 ft	100.00 ml/min
11/14/2022 1:00 PM	01:59	6.38 pH	15.57 °C	0.76 mS/cm	0.35 mg/L	88.98 NTU	-181.1 mV	12.37 ft	100.00 ml/min
11/14/2022 1:03 PM	04:51	6.39 pH	15.68 °C	0.76 mS/cm	0.22 mg/L	51.31 NTU	-184.9 mV	12.37 ft	100.00 ml/min
11/14/2022 1:06 PM	07:51	6.42 pH	15.96 °C	0.77 mS/cm	0.18 mg/L	34.54 NTU	-188.6 mV	12.37 ft	100.00 ml/min
11/14/2022 1:09 PM	10:51	6.42 pH	16.00 °C	0.77 mS/cm	0.16 mg/L	23.13 NTU	-190.3 mV	12.37 ft	100.00 ml/min
11/14/2022 1:12 PM	13:51	6.43 pH	16.01 °C	0.77 mS/cm	0.14 mg/L	17.76 NTU	-190.7 mV	12.37 ft	100.00 ml/min
11/14/2022 1:15 PM	16:51	6.43 pH	16.37 °C	0.77 mS/cm	0.13 mg/L	11.61 NTU	-192.3 mV	12.37 ft	100.00 ml/min
11/14/2022 1:18 PM	19:51	6.44 pH	16.58 °C	0.77 mS/cm	0.12 mg/L	10.14 NTU	-193.5 mV	12.37 ft	100.00 ml/min
11/14/2022 1:21 PM	22:51	6.47 pH	16.28 °C	0.77 mS/cm	0.11 mg/L	7.23 NTU	-194.0 mV	12.37 ft	100.00 ml/min
11/14/2022 1:24 PM	25:51	6.47 pH	16.55 °C	0.77 mS/cm	0.12 mg/L	5.42 NTU	-194.6 mV	12.37 ft	100.00 ml/min
11/14/2022 1:27 PM	28:51	6.48 pH	16.62 °C	0.77 mS/cm	0.11 mg/L	5.69 NTU	-194.8 mV	12.37 ft	100.00 ml/min

Samples

Sample ID:	Description:
MW-30	3 VOAs - VOCs Sample collected @ 1332

Low-Flow Test Report:

Test Date / Time: 11/14/2022 2:02:59 PM
Project: Reed
Operator Name: N. Downton

Location Name: MW-31 **Well Diameter: 2 in** **Casing Type: PVC** **Screen Length: 5 ft** **Top of Screen: 25 ft** **Total Depth: 29.8 ft** **Initial Depth to Water: 11.52 ft**	**Pump Type: 2" bladder pump** **Tubing Type: LDPE** **Pump Intake From TOC: 27.5 ft** **Estimated Total Volume Pumped: 3252.5 ml** **Flow Cell Volume: 130 ml** **Final Flow Rate: 75 ml/min** **Final Draw Down: 0.34 ft**	**Instrument Used: Aqua TROLL 500** **Serial Number: 613473**

Test Notes:
Purge began @ 1352. Purge water clear. No visible particles. No odor. Plug into AQUATROLL @ 1354.
13.5/1.5
25 psi

Weather Conditions:
41°, sunny. 8 mph wind

Low-Flow Readings:

Date Time	Elapsed Time	pH	Temperature	Specific Conductivity	RDO Concentration	Turbidity	ORP	Depth to Water	Flow
		+/- 0.1	+/- 3 %	+/- 3 %	+/- 10 %	+/- 10 %	+/- 10		
11/14/2022 2:02 PM	00:00	6.90 pH	15.71 °C	0.51 mS/cm	0.74 mg/L	102.27 NTU	-185.9 mV	11.52 ft	75.00 ml/min
11/14/2022 2:05 PM	03:00	6.81 pH	15.72 °C	0.51 mS/cm	0.64 mg/L	104.66 NTU	-184.8 mV	11.52 ft	75.00 ml/min
11/14/2022 2:07 PM	04:46	6.73 pH	15.72 °C	0.52 mS/cm	0.59 mg/L	106.32 NTU	-182.4 mV	11.52 ft	75.00 ml/min
11/14/2022 2:10 PM	07:46	6.67 pH	15.69 °C	0.52 mS/cm	0.53 mg/L	135.52 NTU	-180.3 mV	11.52 ft	75.00 ml/min
11/14/2022 2:13 PM	10:22	6.61 pH	15.51 °C	0.52 mS/cm	0.49 mg/L	176.12 NTU	-178.9 mV	11.52 ft	75.00 ml/min
11/14/2022 2:16 PM	13:22	6.57 pH	15.44 °C	0.52 mS/cm	0.46 mg/L	200.50 NTU	-177.3 mV	11.52 ft	75.00 ml/min
11/14/2022 2:19 PM	16:22	6.53 pH	15.41 °C	0.51 mS/cm	0.44 mg/L	232.82 NTU	-175.9 mV	11.52 ft	75.00 ml/min
11/14/2022 2:22 PM	19:22	6.50 pH	15.45 °C	0.50 mS/cm	0.40 mg/L	250.09 NTU	-176.3 mV	11.52 ft	75.00 ml/min
11/14/2022 2:25 PM	22:22	6.48 pH	15.41 °C	0.50 mS/cm	0.39 mg/L	287.77 NTU	-175.2 mV	11.52 ft	75.00 ml/min
11/14/2022 2:28 PM	25:22	6.46 pH	15.44 °C	0.51 mS/cm	0.39 mg/L	312.32 NTU	-174.8 mV	11.52 ft	75.00 ml/min
11/14/2022 2:31 PM	28:22	6.44 pH	15.49 °C	0.51 mS/cm	0.36 mg/L	340.28 NTU	-173.5 mV	11.52 ft	75.00 ml/min
11/14/2022 2:34 PM	31:22	6.43 pH	15.46 °C	0.50 mS/cm	0.36 mg/L	377.87 NTU	-175.8 mV	11.52 ft	75.00 ml/min

11/14/2022 2:37 PM	34:22	6.43 pH	15.35 °C	0.50 mS/cm	0.33 mg/L	375.16 NTU	-175.4 mV	11.52 ft	75.00 ml/min
11/14/2022 2:40 PM	37:22	6.42 pH	15.36 °C	0.51 mS/cm	0.33 mg/L	436.04 NTU	-177.1 mV	11.52 ft	75.00 ml/min
11/14/2022 2:43 PM	40:22	6.42 pH	15.33 °C	0.51 mS/cm	0.31 mg/L	472.41 NTU	-175.3 mV	11.52 ft	75.00 ml/min
11/14/2022 2:46 PM	43:22	6.41 pH	15.27 °C	0.50 mS/cm	0.30 mg/L	534.95 NTU	-175.7 mV	11.52 ft	75.00 ml/min

Samples

Sample ID:	Description:
MW-31	3 VOAs - VOCs Sample collected @ 1448

Low-Flow Test Report:

Test Date / Time: 11/15/2022 2:37:01 PM
Project: HRID 4Q2022 MW-32
Operator Name: Kilauren Driscoll

Location Name: HRID **Well Diameter: 2 in** **Casing Type: PVC Sch. 40** **Screen Length: 10 ft** **Top of Screen: 22.5 ft** **Total Depth: 32.5 ft** **Initial Depth to Water: 18.34 ft**	**Pump Type: Proactive SSHurricane Pro** **Tubing Type: Poly** **Pump Intake From TOC: 20 ft** **Estimated Total Volume Pumped: 7500 ml** **Flow Cell Volume: 130 ml** **Final Flow Rate: 300 ml/min** **Final Draw Down: 18.38 ft**	**Instrument Used: Aqua TROLL 600** **Serial Number: 651965**

Test Notes:
VOCs MS/MSD. Clear, no remarks

Weather Conditions:
Overcast 40 degrees

Low-Flow Readings:

Date Time	Elapsed Time	pH	Temperature	Specific Conductivity	RDO Concentration	Turbidity	ORP	Depth to Water	Flow
		+/- 0.1	+/- 3 %	+/- 3 %	+/- 10 %	+/- 10 %	+/- 10		
11/15/2022 2:37 PM	00:00	7.09 pH	62.11 °F	556.33 µS/cm	1.84 mg/L	5.05 NTU	44.6 mV	18.34 ft	300.00 ml/min
11/15/2022 2:38 PM	01:00	7.07 pH	61.25 °F	569.15 µS/cm	0.18 mg/L	3.03 NTU	39.7 mV	18.34 ft	300.00 ml/min
11/15/2022 2:39 PM	02:00	7.05 pH	61.07 °F	582.63 µS/cm	0.08 mg/L	2.03 NTU	37.5 mV	18.34 ft	300.00 ml/min
11/15/2022 2:40 PM	03:00	7.04 pH	60.58 °F	596.38 µS/cm	0.01 mg/L	23.46 NTU	36.1 mV	18.34 ft	300.00 ml/min
11/15/2022 2:41 PM	04:00	7.06 pH	60.76 °F	592.46 µS/cm	3.07 mg/L	37.39 NTU	35.4 mV	18.34 ft	300.00 ml/min
11/15/2022 2:42 PM	05:00	7.04 pH	60.28 °F	595.08 µS/cm	0.10 mg/L	55.01 NTU	33.7 mV	18.34 ft	300.00 ml/min
11/15/2022 2:43 PM	06:00	7.03 pH	60.41 °F	594.66 µS/cm	0.00 mg/L	28.62 NTU	33.0 mV	18.34 ft	300.00 ml/min
11/15/2022 2:44 PM	07:00	7.02 pH	60.13 °F	595.50 µS/cm	0.00 mg/L	37.11 NTU	32.3 mV	18.34 ft	300.00 ml/min
11/15/2022 2:45 PM	08:00	7.03 pH	59.99 °F	593.13 µS/cm	1.90 mg/L	46.43 NTU	31.1 mV	18.34 ft	300.00 ml/min
11/15/2022 2:46 PM	09:00	7.04 pH	60.20 °F	591.94 µS/cm	0.05 mg/L	33.22 NTU	29.2 mV	18.34 ft	300.00 ml/min
11/15/2022 2:47 PM	10:00	7.01 pH	60.11 °F	571.71 µS/cm	2.78 mg/L	28.18 NTU	30.1 mV	18.34 ft	300.00 ml/min
11/15/2022 2:48 PM	11:00	6.98 pH	60.37 °F	590.39 µS/cm	0.11 mg/L	18.76 NTU	30.4 mV	18.34 ft	300.00 ml/min
11/15/2022 2:49 PM	12:00	7.02 pH	60.05 °F	590.70 µS/cm	0.00 mg/L	24.64 NTU	27.4 mV	18.34 ft	300.00 ml/min

11/15/2022 2:50 PM	13:00	6.98 pH	60.16 °F	589.84 µS/cm	0.00 mg/L	15.04 NTU	28.7 mV	18.34 ft	300.00 ml/min
11/15/2022 2:51 PM	14:00	6.98 pH	60.01 °F	589.73 µS/cm	0.00 mg/L	14.91 NTU	28.0 mV	18.34 ft	300.00 ml/min
11/15/2022 2:52 PM	15:00	7.02 pH	59.93 °F	589.37 µS/cm	0.00 mg/L	16.44 NTU	25.5 mV	18.34 ft	300.00 ml/min
11/15/2022 2:53 PM	16:00	7.05 pH	60.11 °F	519.18 µS/cm	3.34 mg/L	8.90 NTU	23.9 mV	18.34 ft	300.00 ml/min
11/15/2022 2:54 PM	17:00	6.94 pH	61.54 °F	587.55 µS/cm	0.25 mg/L	7.78 NTU	28.4 mV	18.34 ft	300.00 ml/min
11/15/2022 2:55 PM	18:00	6.95 pH	60.93 °F	588.19 µS/cm	0.00 mg/L	10.36 NTU	27.1 mV	18.34 ft	300.00 ml/min
11/15/2022 2:56 PM	19:00	6.97 pH	60.78 °F	587.29 µS/cm	0.00 mg/L	9.46 NTU	25.5 mV	18.34 ft	300.00 ml/min
11/15/2022 2:57 PM	20:00	7.00 pH	60.78 °F	586.77 µS/cm	0.00 mg/L	12.71 NTU	23.3 mV	18.34 ft	300.00 ml/min
11/15/2022 2:58 PM	21:00	6.96 pH	59.97 °F	584.43 µS/cm	0.00 mg/L	13.53 NTU	25.5 mV	18.34 ft	300.00 ml/min
11/15/2022 2:59 PM	22:00	6.96 pH	61.24 °F	588.40 µS/cm	0.00 mg/L	12.45 NTU	23.8 mV	18.34 ft	300.00 ml/min
11/15/2022 3:00 PM	23:00	6.90 pH	61.35 °F	588.95 µS/cm	0.00 mg/L	8.06 NTU	26.4 mV	18.34 ft	300.00 ml/min
11/15/2022 3:01 PM	24:00	6.94 pH	60.24 °F	586.59 µS/cm	0.00 mg/L	12.62 NTU	24.1 mV	18.34 ft	300.00 ml/min
11/15/2022 3:02 PM	25:00	6.95 pH	60.12 °F	586.01 µS/cm	0.00 mg/L	5.09 NTU	23.1 mV	18.34 ft	300.00 ml/min

Samples

Sample ID:	Description:

Low-Flow Test Report:

Test Date / Time: 11/16/2022 3:15:27 PM
Project: HRID 4Q2022 MW-33
Operator Name: Cole Baird

Location Name: HRID **Well Diameter: 2 in** **Casing Type: PVC Sch. 40** **Screen Length: 10 ft** **Top of Screen: 15 ft** **Total Depth: 25.79 ft** **Initial Depth to Water: 19.47 ft**	**Pump Type: Proactive SS Monsoon XL** **Tubing Type: Poly** **Pump Intake From TOC: 22.5 ft** **Estimated Total Volume Pumped: 3800 ml** **Flow Cell Volume: 130 ml** **Final Flow Rate: 200 ml/min** **Final Draw Down: 19.49 ft**	**Instrument Used: Aqua TROLL 500** **Serial Number: 913928**

Test Notes:
Vocs, no odor, sheen on water surface

Weather Conditions:
Snow, 33

Low-Flow Readings:

Date Time	Elapsed Time	pH	Temperature	Specific Conductivity	RDO Concentration	Turbidity	ORP	Depth to Water	Flow
		+/- 0.1	+/- 3 %	+/- 3 %	+/- 10 %	+/- 10 %	+/- 10		
11/16/2022 3:15 PM	00:00	8.09 pH	52.64 °F	716.64 µS/cm	5.27 mg/L	13.13 NTU	40.4 mV	19.47 ft	200.00 ml/min
11/16/2022 3:16 PM	01:00	7.70 pH	55.84 °F	708.48 µS/cm	1.88 mg/L	3.46 NTU	47.2 mV	19.47 ft	200.00 ml/min
11/16/2022 3:17 PM	02:00	7.47 pH	57.68 °F	703.15 µS/cm	0.69 mg/L	13.44 NTU	52.7 mV	19.47 ft	200.00 ml/min
11/16/2022 3:18 PM	03:00	7.36 pH	57.89 °F	704.05 µS/cm	0.33 mg/L	96.12 NTU	55.7 mV	19.47 ft	200.00 ml/min
11/16/2022 3:19 PM	04:00	7.30 pH	57.99 °F	701.98 µS/cm	0.20 mg/L	171.26 NTU	57.0 mV	19.47 ft	200.00 ml/min
11/16/2022 3:20 PM	05:00	7.26 pH	58.06 °F	702.84 µS/cm	0.15 mg/L	202.74 NTU	57.6 mV	19.47 ft	200.00 ml/min
11/16/2022 3:21 PM	06:00	7.24 pH	58.16 °F	701.38 µS/cm	0.12 mg/L	202.98 NTU	57.4 mV	19.47 ft	200.00 ml/min
11/16/2022 3:22 PM	07:00	7.22 pH	58.22 °F	700.45 µS/cm	0.10 mg/L	199.77 NTU	57.1 mV	19.47 ft	200.00 ml/min
11/16/2022 3:23 PM	08:00	7.22 pH	58.21 °F	699.47 µS/cm	0.09 mg/L	180.17 NTU	56.6 mV	19.47 ft	200.00 ml/min
11/16/2022 3:24 PM	09:00	7.21 pH	58.22 °F	699.33 µS/cm	0.08 mg/L	142.23 NTU	55.9 mV	19.47 ft	200.00 ml/min
11/16/2022 3:25 PM	10:00	7.21 pH	58.23 °F	699.02 µS/cm	0.07 mg/L	122.86 NTU	55.1 mV	19.47 ft	200.00 ml/min
11/16/2022 3:26 PM	11:00	7.21 pH	58.23 °F	698.84 µS/cm	0.07 mg/L	105.69 NTU	54.5 mV	19.47 ft	200.00 ml/min
11/16/2022 3:27 PM	12:00	7.20 pH	58.24 °F	698.37 µS/cm	0.06 mg/L	85.64 NTU	54.1 mV	19.47 ft	200.00 ml/min

11/16/2022 3:28 PM	13:00	7.21 pH	58.13 °F	697.67 µS/cm	0.05 mg/L	60.38 NTU	53.1 mV	19.47 ft	200.00 ml/min
11/16/2022 3:29 PM	14:00	7.20 pH	58.14 °F	697.48 µS/cm	0.05 mg/L	49.17 NTU	52.6 mV	19.47 ft	200.00 ml/min
11/16/2022 3:30 PM	15:00	7.20 pH	58.18 °F	697.88 µS/cm	0.05 mg/L	36.24 NTU	52.0 mV	19.47 ft	200.00 ml/min
11/16/2022 3:31 PM	16:00	7.20 pH	58.25 °F	697.87 µS/cm	0.05 mg/L	27.90 NTU	51.7 mV	19.47 ft	200.00 ml/min
11/16/2022 3:32 PM	17:00	7.20 pH	58.16 °F	697.47 µS/cm	0.04 mg/L	18.36 NTU	51.1 mV	19.47 ft	200.00 ml/min
11/16/2022 3:33 PM	18:00	7.20 pH	58.13 °F	697.31 µS/cm	0.04 mg/L	17.83 NTU	50.6 mV	19.47 ft	200.00 ml/min
11/16/2022 3:34 PM	19:00	7.20 pH	58.06 °F	697.58 µS/cm	0.03 mg/L	17.90 NTU	50.0 mV	19.47 ft	200.00 ml/min

Samples

Sample ID:	Description:

Low-Flow Test Report:

Test Date / Time: 11/16/2022 3:48:01 PM
Project: HRID 4Q2022 MW-33D
Operator Name: Cole Baird

Location Name: HRID **Well Diameter: 2 in** **Casing Type: PVC Sch. 40** **Screen Length: 10 ft** **Top of Screen: 25 ft** **Total Depth: 35.09 ft** **Initial Depth to Water: 19.8 ft**	**Pump Type: Proactive SS Monsoon XL** **Tubing Type: Poly** **Pump Intake From TOC: 22 ft** **Estimated Total Volume Pumped: 5400 ml** **Flow Cell Volume: 130 ml** **Final Flow Rate: 200 ml/min** **Final Draw Down: 19.81 ft**	**Instrument Used: Aqua TROLL 500** **Serial Number: 913928**

Test Notes:
Vocs, clear, no odor

Weather Conditions:
Overcast, 34

Low-Flow Readings:

Date Time	Elapsed Time	pH	Temperature	Specific Conductivity	RDO Concentration	Turbidity	ORP	Depth to Water	Flow
		+/- 0.1	+/- 3 %	+/- 3 %	+/- 10 %	+/- 10 %	+/- 10		
11/16/2022 3:48 PM	00:00	8.06 pH	52.61 °F	650.95 µS/cm	8.02 mg/L	22.40 NTU	54.1 mV	19.80 ft	200.00 ml/min
11/16/2022 3:49 PM	01:00	7.72 pH	56.15 °F	646.34 µS/cm	2.81 mg/L	8.56 NTU	56.3 mV	19.80 ft	200.00 ml/min
11/16/2022 3:50 PM	02:00	7.55 pH	56.41 °F	644.06 µS/cm	1.27 mg/L	8.23 NTU	58.8 mV	19.80 ft	200.00 ml/min
11/16/2022 3:51 PM	03:00	7.46 pH	56.13 °F	643.78 µS/cm	0.75 mg/L	6.68 NTU	60.4 mV	19.80 ft	200.00 ml/min
11/16/2022 3:52 PM	04:00	7.36 pH	58.52 °F	644.13 µS/cm	0.46 mg/L	6.46 NTU	62.6 mV	19.80 ft	200.00 ml/min
11/16/2022 3:53 PM	05:00	7.33 pH	58.36 °F	641.42 µS/cm	0.28 mg/L	5.09 NTU	62.9 mV	19.80 ft	200.00 ml/min
11/16/2022 3:54 PM	06:00	7.32 pH	57.88 °F	640.87 µS/cm	0.19 mg/L	5.54 NTU	62.8 mV	19.80 ft	200.00 ml/min
11/16/2022 3:55 PM	07:00	7.31 pH	57.33 °F	641.28 µS/cm	0.17 mg/L	5.40 NTU	62.2 mV	19.80 ft	200.00 ml/min
11/16/2022 3:56 PM	08:00	7.32 pH	56.34 °F	641.57 µS/cm	0.17 mg/L	2.73 NTU	61.2 mV	19.80 ft	200.00 ml/min
11/16/2022 3:57 PM	09:00	7.33 pH	55.60 °F	643.53 µS/cm	0.18 mg/L	2.52 NTU	60.6 mV	19.80 ft	200.00 ml/min
11/16/2022 3:58 PM	10:00	7.36 pH	55.04 °F	646.09 µS/cm	0.17 mg/L	5.50 NTU	62.1 mV	19.80 ft	200.00 ml/min
11/16/2022 3:59 PM	11:00	7.30 pH	53.57 °F	648.46 µS/cm	0.22 mg/L	4.42 NTU	62.4 mV	19.80 ft	200.00 ml/min
11/16/2022 4:00 PM	12:00	7.30 pH	53.17 °F	645.93 µS/cm	0.24 mg/L	2.85 NTU	62.2 mV	19.80 ft	200.00 ml/min

11/16/2022 4:01 PM	13:00	7.25 pH	57.99 °F	649.96 µS/cm	0.30 mg/L	9.65 NTU	62.2 mV	19.80 ft	200.00 ml/min
11/16/2022 4:02 PM	14:00	7.28 pH	56.67 °F	648.30 µS/cm	0.32 mg/L	4.56 NTU	60.3 mV	19.80 ft	200.00 ml/min
11/16/2022 4:03 PM	15:00	7.29 pH	55.92 °F	646.06 µS/cm	0.32 mg/L	4.26 NTU	59.6 mV	19.80 ft	200.00 ml/min
11/16/2022 4:04 PM	16:00	7.25 pH	58.74 °F	648.17 µS/cm	0.26 mg/L	8.12 NTU	60.1 mV	19.80 ft	200.00 ml/min
11/16/2022 4:05 PM	17:00	7.24 pH	59.65 °F	648.92 µS/cm	0.21 mg/L	9.34 NTU	59.8 mV	19.80 ft	200.00 ml/min
11/16/2022 4:06 PM	18:00	7.26 pH	59.38 °F	648.59 µS/cm	0.15 mg/L	8.72 NTU	58.7 mV	19.80 ft	200.00 ml/min
11/16/2022 4:07 PM	19:00	7.27 pH	58.71 °F	647.08 µS/cm	0.12 mg/L	7.62 NTU	57.8 mV	19.80 ft	200.00 ml/min
11/16/2022 4:08 PM	20:00	7.27 pH	58.09 °F	649.48 µS/cm	0.11 mg/L	4.72 NTU	57.4 mV	19.80 ft	200.00 ml/min
11/16/2022 4:09 PM	21:00	7.29 pH	57.38 °F	648.62 µS/cm	0.11 mg/L	7.37 NTU	56.6 mV	19.80 ft	200.00 ml/min
11/16/2022 4:10 PM	22:00	7.22 pH	59.63 °F	662.85 µS/cm	0.12 mg/L	8.53 NTU	58.8 mV	19.80 ft	200.00 ml/min
11/16/2022 4:11 PM	23:00	7.19 pH	61.20 °F	671.19 µS/cm	0.10 mg/L	5.06 NTU	59.8 mV	19.80 ft	200.00 ml/min
11/16/2022 4:12 PM	24:00	7.22 pH	58.11 °F	670.10 µS/cm	0.05 mg/L	8.29 NTU	59.3 mV	19.80 ft	200.00 ml/min
11/16/2022 4:13 PM	25:00	7.21 pH	57.64 °F	671.76 µS/cm	0.04 mg/L	5.18 NTU	59.3 mV	19.80 ft	200.00 ml/min
11/16/2022 4:14 PM	26:00	7.21 pH	57.64 °F	672.02 µS/cm	0.03 mg/L	4.59 NTU	59.1 mV	19.80 ft	200.00 ml/min
11/16/2022 4:15 PM	27:00	7.20 pH	57.64 °F	672.02 µS/cm	0.04 mg/L	3.86 NTU	59.4 mV	19.80 ft	200.00 ml/min

Samples

Sample ID:	Description:

Low-Flow Test Report:

Test Date / Time: 11/17/2022 8:25:21 AM
Project: HRID 4Q2022 MW-34D
Operator Name: Kilauren Driscoll

Location Name: HRID **Well Diameter: 2 in** **Casing Type: PVC Sch. 40** **Screen Length: 10 ft** **Top of Screen: 20.7 ft** **Total Depth: 30.7 ft** **Initial Depth to Water: 19.24 ft**	**Pump Type: Proactive SSHurricane Pro** **Tubing Type: Poly** **Pump Intake From TOC: 24 ft** **Estimated Total Volume Pumped: 4200 ml** **Flow Cell Volume: 130 ml** **Final Flow Rate: 300 ml/min** **Final Draw Down: 0 ft**	**Instrument Used: Aqua TROLL 600** **Serial Number: 651965**

Test Notes:
VOCs. Clear, slow recharge. Partial data obtained, well is dry, no sample taken at this time

Weather Conditions:
Overcast low 30s

Low-Flow Readings:

Date Time	Elapsed Time	pH	Temperature	Specific Conductivity	RDO Concentration	Turbidity	ORP	Depth to Water	Flow
		+/- 0.1	+/- 3 %	+/- 3 %	+/- 10 %	+/- 10 %	+/- 10		
11/17/2022 8:25 AM	00:00	7.34 pH	65.23 °F	36.56 µS/cm	2.44 mg/L	0.00 NTU	234.8 mV	19.24 ft	300.00 ml/min
11/17/2022 8:26 AM	01:00	7.31 pH	60.12 °F	502.00 µS/cm	2.55 mg/L	65.57 NTU	244.2 mV	19.24 ft	300.00 ml/min
11/17/2022 8:27 AM	02:00	7.25 pH	59.75 °F	498.58 µS/cm	2.08 mg/L	49.48 NTU	248.2 mV	19.24 ft	300.00 ml/min
11/17/2022 8:28 AM	03:00	7.43 pH	60.41 °F	499.41 µS/cm	1.99 mg/L	58.98 NTU	230.6 mV	19.24 ft	300.00 ml/min
11/17/2022 8:29 AM	04:00	7.48 pH	59.41 °F	497.58 µS/cm	1.81 mg/L	42.34 NTU	237.0 mV	19.24 ft	300.00 ml/min
11/17/2022 8:30 AM	05:00	7.49 pH	58.21 °F	492.69 µS/cm	1.86 mg/L	43.11 NTU	239.0 mV	19.24 ft	300.00 ml/min
11/17/2022 8:31 AM	06:00	7.33 pH	57.46 °F	488.31 µS/cm	1.88 mg/L	48.24 NTU	248.3 mV	19.24 ft	300.00 ml/min
11/17/2022 8:32 AM	07:00	7.48 pH	56.93 °F	488.92 µS/cm	4.57 mg/L	69.69 NTU	242.3 mV	19.24 ft	300.00 ml/min
11/17/2022 8:33 AM	08:00	7.53 pH	56.14 °F	29.04 µS/cm	9.91 mg/L	0.00 NTU	236.6 mV	19.24 ft	300.00 ml/min
11/17/2022 8:34 AM	09:00	7.56 pH	55.63 °F	34.66 µS/cm	10.35 mg/L	0.00 NTU	243.5 mV	19.24 ft	300.00 ml/min
11/17/2022 8:35 AM	10:00	7.64 pH	55.13 °F	33.19 µS/cm	10.42 mg/L	0.00 NTU	243.5 mV	19.24 ft	300.00 ml/min
11/17/2022 8:36 AM	11:00	7.65 pH	54.82 °F	32.86 µS/cm	10.46 mg/L	0.00 NTU	244.6 mV	19.24 ft	300.00 ml/min
11/17/2022 8:37 AM	12:00	7.66 pH	54.33 °F	32.69 µS/cm	10.52 mg/L	0.00 NTU	245.6 mV	19.24 ft	300.00 ml/min

11/17/2022 8:38 AM	13:00	7.65 pH	53.97 °F	32.97 µS/cm	10.58 mg/L	0.00 NTU	246.9 mV	19.24 ft	300.00 ml/min
11/17/2022 8:39 AM	14:00	7.64 pH	53.84 °F	395.77 µS/cm	10.50 mg/L	0.00 NTU	252.4 mV	19.24 ft	300.00 ml/min

Samples

Sample ID:	Description:

Created using VuSitu from In-Situ, Inc.

Low-Flow Test Report:

Test Date / Time: 11/15/2022 8:26:38 AM
Project: HRID 4Q2022 MW-35
Operator Name: Cole Baird

Location Name: HRID **Well Diameter: 2 in** **Casing Type: PVC Sch. 40** **Screen Length: 10 ft** **Top of Screen: 13 ft** **Total Depth: 23.9 ft** **Initial Depth to Water: 18.84 ft**	**Pump Type: Proactive SSHurricane Pro** **Tubing Type: Poly** **Pump Intake From TOC: 20.5 ft** **Estimated Total Volume Pumped: 6000 ml** **Flow Cell Volume: 130 ml** **Final Flow Rate: 300 ml/min** **Final Draw Down: 0 ft**	**Instrument Used: Aqua TROLL 600** **Serial Number: 651965**

Test Notes:
VOCs, black hue and sheen on surface of water. Sulfur-like odor

Weather Conditions:
Overcast, 36

Low-Flow Readings:

Date Time	Elapsed Time	pH	Temperature	Specific Conductivity	RDO Concentration	Turbidity	ORP	Depth to Water	Flow
		+/- 0.1	+/- 3 %	+/- 3 %	+/- 10 %	+/- 10 %	+/- 10		
11/15/2022 8:26 AM	00:00	6.21 pH	61.91 °F	683.92 µS/cm	0.62 mg/L	671.35 NTU	59.8 mV	18.84 ft	300.00 ml/min
11/15/2022 8:27 AM	01:00	6.50 pH	62.78 °F	677.26 µS/cm	0.17 mg/L	546.00 NTU	13.7 mV	18.84 ft	300.00 ml/min
11/15/2022 8:28 AM	02:00	6.74 pH	63.07 °F	675.72 µS/cm	0.13 mg/L	398.19 NTU	-16.3 mV	18.84 ft	300.00 ml/min
11/15/2022 8:29 AM	03:00	6.73 pH	63.47 °F	674.64 µS/cm	0.12 mg/L	292.34 NTU	-36.0 mV	18.84 ft	300.00 ml/min
11/15/2022 8:30 AM	04:00	6.82 pH	63.92 °F	673.42 µS/cm	0.10 mg/L	256.38 NTU	-61.3 mV	18.84 ft	300.00 ml/min
11/15/2022 8:31 AM	05:00	6.79 pH	63.97 °F	671.01 µS/cm	0.08 mg/L	192.08 NTU	-74.4 mV	18.84 ft	300.00 ml/min
11/15/2022 8:32 AM	06:00	6.87 pH	63.97 °F	669.85 µS/cm	0.07 mg/L	144.25 NTU	-90.0 mV	18.84 ft	300.00 ml/min
11/15/2022 8:33 AM	07:00	6.92 pH	64.06 °F	669.20 µS/cm	0.06 mg/L	119.11 NTU	-99.6 mV	18.84 ft	300.00 ml/min
11/15/2022 8:34 AM	08:00	6.91 pH	62.96 °F	665.82 µS/cm	0.07 mg/L	117.82 NTU	-100.1 mV	18.84 ft	300.00 ml/min
11/15/2022 8:35 AM	09:00	6.89 pH	63.91 °F	669.29 µS/cm	0.07 mg/L	134.40 NTU	-105.5 mV	18.84 ft	300.00 ml/min
11/15/2022 8:36 AM	10:00	6.91 pH	63.74 °F	668.60 µS/cm	0.06 mg/L	301.29 NTU	-107.8 mV	18.84 ft	300.00 ml/min
11/15/2022 8:37 AM	11:00	6.93 pH	63.05 °F	664.46 µS/cm	0.05 mg/L	243.96 NTU	-106.7 mV	18.84 ft	300.00 ml/min
11/15/2022 8:38 AM	12:00	6.93 pH	62.37 °F	665.81 µS/cm	0.04 mg/L	250.92 NTU	-107.5 mV	18.84 ft	300.00 ml/min

11/15/2022 8:39 AM	13:00	6.74 pH	63.97 °F	673.57 µS/cm	0.05 mg/L	420.86 NTU	-107.8 mV	18.84 ft	300.00 ml/min
11/15/2022 8:40 AM	14:00	6.65 pH	64.82 °F	669.29 µS/cm	0.00 mg/L	847.89 NTU	-109.8 mV	18.84 ft	300.00 ml/min
11/15/2022 8:41 AM	15:00	6.73 pH	64.47 °F	667.25 µS/cm	0.00 mg/L	277.88 NTU	-118.5 mV	18.84 ft	300.00 ml/min
11/15/2022 8:42 AM	16:00	6.76 pH	64.40 °F	666.10 µS/cm	0.00 mg/L	105.63 NTU	-123.6 mV	18.84 ft	300.00 ml/min
11/15/2022 8:43 AM	17:00	6.76 pH	64.34 °F	664.53 µS/cm	0.00 mg/L	58.65 NTU	-127.7 mV	18.84 ft	300.00 ml/min
11/15/2022 8:44 AM	18:00	6.76 pH	64.29 °F	663.71 µS/cm	0.00 mg/L	36.10 NTU	-130.6 mV	18.84 ft	300.00 ml/min
11/15/2022 8:45 AM	19:00	6.76 pH	64.27 °F	662.67 µS/cm	0.00 mg/L	25.17 NTU	-133.0 mV	18.84 ft	300.00 ml/min
11/15/2022 8:46 AM	20:00	6.76 pH	64.24 °F	661.98 µS/cm	0.00 mg/L	19.64 NTU	-136.3 mV	18.84 ft	300.00 ml/min

Samples

Sample ID:	Description:

Low-Flow Test Report:

Test Date / Time: 11/15/2022 9:15:29 AM
Project: HRID 4Q2022 MW-35D
Operator Name: Kilauren Driscoll

Location Name: HRID **Well Diameter: 2 in** **Casing Type: PVC Sch. 40** **Screen Length: 10 ft** **Top of Screen: 20.35 ft** **Total Depth: 30.35 ft** **Initial Depth to Water: 18.86 ft**	**Pump Type: Proactive SSHurricane Pro** **Tubing Type: Poly** **Pump Intake From TOC: 24 ft** **Estimated Total Volume Pumped: 5100 ml** **Flow Cell Volume: 130 ml** **Final Flow Rate: 300 ml/min** **Final Draw Down: 18.9 ft**	**Instrument Used: Aqua TROLL 600** **Serial Number: 651965**

Test Notes:
VOCs, clear, no odor

Weather Conditions:
Overcast 36 degrees

Low-Flow Readings:

Date Time	Elapsed Time	pH	Temperature	Specific Conductivity	RDO Concentration	Turbidity	ORP	Depth to Water	Flow
		+/- 0.1	+/- 3 %	+/- 3 %	+/- 10 %	+/- 10 %	+/- 10		
11/15/2022 9:15 AM	00:00	7.20 pH	59.12 °F	546.48 µS/cm	3.34 mg/L	4,674.6 NTU	2.3 mV	18.86 ft	300.00 ml/min
11/15/2022 9:16 AM	01:00	6.96 pH	60.46 °F	589.31 µS/cm	0.49 mg/L	3,840.8 NTU	-1.9 mV	18.86 ft	300.00 ml/min
11/15/2022 9:17 AM	02:00	6.95 pH	60.36 °F	588.17 µS/cm	0.23 mg/L	3,273.6 NTU	-4.8 mV	18.86 ft	300.00 ml/min
11/15/2022 9:18 AM	03:00	6.91 pH	61.96 °F	590.30 µS/cm	0.19 mg/L	2,482.0 NTU	-5.4 mV	18.86 ft	300.00 ml/min
11/15/2022 9:19 AM	04:00	6.91 pH	62.42 °F	586.05 µS/cm	0.12 mg/L	1,472.7 NTU	-6.1 mV	18.86 ft	300.00 ml/min
11/15/2022 9:20 AM	05:00	6.91 pH	62.52 °F	583.93 µS/cm	0.09 mg/L	899.18 NTU	-5.5 mV	18.86 ft	300.00 ml/min
11/15/2022 9:21 AM	06:00	6.91 pH	62.57 °F	585.62 µS/cm	0.06 mg/L	568.14 NTU	-5.4 mV	18.86 ft	300.00 ml/min
11/15/2022 9:22 AM	07:00	6.90 pH	62.63 °F	590.04 µS/cm	0.05 mg/L	418.87 NTU	-4.5 mV	18.86 ft	300.00 ml/min
11/15/2022 9:23 AM	08:00	6.92 pH	62.74 °F	593.63 µS/cm	0.03 mg/L	345.00 NTU	-4.8 mV	18.86 ft	300.00 ml/min
11/15/2022 9:24 AM	09:00	6.93 pH	62.76 °F	596.60 µS/cm	0.02 mg/L	242.20 NTU	-5.2 mV	18.86 ft	300.00 ml/min
11/15/2022 9:25 AM	10:00	6.90 pH	62.81 °F	598.86 µS/cm	0.01 mg/L	151.09 NTU	-3.3 mV	18.86 ft	300.00 ml/min
11/15/2022 9:26 AM	11:00	6.90 pH	62.61 °F	600.34 µS/cm	0.00 mg/L	109.70 NTU	-2.9 mV	18.86 ft	300.00 ml/min
11/15/2022 9:27 AM	12:00	6.88 pH	62.59 °F	601.77 µS/cm	0.00 mg/L	83.55 NTU	-1.4 mV	18.86 ft	300.00 ml/min

11/15/2022 9:28 AM	13:00	6.91 pH	62.71 °F	602.46 µS/cm	0.00 mg/L	61.45 NTU	-2.9 mV	18.86 ft	300.00 ml/min
11/15/2022 9:29 AM	14:00	6.86 pH	62.62 °F	602.52 µS/cm	0.00 mg/L	48.62 NTU	-0.5 mV	18.86 ft	300.00 ml/min
11/15/2022 9:30 AM	15:00	6.87 pH	62.63 °F	602.67 µS/cm	0.00 mg/L	40.40 NTU	-0.2 mV	18.86 ft	300.00 ml/min
11/15/2022 9:31 AM	16:00	6.84 pH	62.74 °F	603.26 µS/cm	0.00 mg/L	33.55 NTU	1.5 mV	18.86 ft	300.00 ml/min
11/15/2022 9:32 AM	17:00	6.85 pH	62.73 °F	602.89 µS/cm	0.00 mg/L	29.43 NTU	0.4 mV	18.86 ft	300.00 ml/min

Samples

Sample ID:	Description:

Low-Flow Test Report:

Test Date / Time: 11/15/2022 10:39:06 AM
Project: HRID 4Q2022 MW-37
Operator Name: Cole Baird

This is MW-36. NOT MW-37 as labeled in VuSItu.

Location Name: HRID **Well Diameter: 2 in** **Casing Type: PVC Sch. 40** **Screen Length: 10 ft** **Top of Screen: 14 ft** **Total Depth: 24.81 ft** **Initial Depth to Water: 20.05 ft**	**Pump Type: Proactive SS Monsoon XL** **Tubing Type: Poly** **Pump Intake From TOC: 22 ft** **Estimated Total Volume Pumped: 3200 ml** **Flow Cell Volume: 130 ml** **Final Flow Rate: 200 ml/min** **Final Draw Down: 19.89 ft**	**Instrument Used: Aqua TROLL 500** **Serial Number: 913928**

Test Notes:
Vocs, no odor, slight sheen on water surface

Weather Conditions:
Overcast,36

Low-Flow Readings:

Date Time	Elapsed Time	pH	Temperature	Specific Conductivity	RDO Concentration	Turbidity	ORP	Depth to Water	Flow
		+/- 0.1	+/- 3 %	+/- 3 %	+/- 10 %	+/- 10 %	+/- 10		
11/15/2022 10:39 AM	00:00	7.19 pH	54.25 °F	715.81 µS/cm	6.34 mg/L	2,920.0 NTU	242.6 mV	20.05 ft	200.00 ml/min
11/15/2022 10:40 AM	01:00	7.10 pH	57.59 °F	711.54 µS/cm	4.02 mg/L	4,759.7 NTU	243.9 mV	20.05 ft	200.00 ml/min
11/15/2022 10:41 AM	02:00	7.05 pH	58.38 °F	709.46 µS/cm	3.31 mg/L	2,221.8 NTU	245.3 mV	20.05 ft	200.00 ml/min
11/15/2022 10:42 AM	03:00	7.02 pH	58.65 °F	709.59 µS/cm	3.07 mg/L	1,198.4 NTU	246.5 mV	20.05 ft	200.00 ml/min
11/15/2022 10:43 AM	04:00	7.00 pH	58.63 °F	709.04 µS/cm	2.95 mg/L	816.74 NTU	247.5 mV	20.05 ft	200.00 ml/min
11/15/2022 10:44 AM	05:00	6.99 pH	58.67 °F	708.80 µS/cm	2.87 mg/L	640.63 NTU	248.2 mV	20.05 ft	200.00 ml/min
11/15/2022 10:45 AM	06:00	6.97 pH	58.73 °F	708.94 µS/cm	2.82 mg/L	528.30 NTU	248.9 mV	20.05 ft	200.00 ml/min
11/15/2022 10:46 AM	07:00	6.97 pH	58.75 °F	708.71 µS/cm	2.78 mg/L	396.92 NTU	249.5 mV	20.05 ft	200.00 ml/min
11/15/2022 10:47 AM	08:00	6.96 pH	58.75 °F	708.58 µS/cm	2.75 mg/L	355.43 NTU	250.0 mV	20.05 ft	200.00 ml/min
11/15/2022 10:48 AM	09:00	6.96 pH	58.74 °F	708.75 µS/cm	2.73 mg/L	319.57 NTU	250.4 mV	20.05 ft	200.00 ml/min
11/15/2022 10:49 AM	10:00	6.95 pH	58.80 °F	709.01 µS/cm	2.70 mg/L	324.32 NTU	250.8 mV	20.05 ft	200.00 ml/min
11/15/2022 10:50 AM	11:00	6.95 pH	58.73 °F	708.92 µS/cm	2.68 mg/L	279.71 NTU	251.2 mV	20.05 ft	200.00 ml/min
11/15/2022 10:51 AM	12:00	6.95 pH	58.80 °F	709.16 µS/cm	2.66 mg/L	261.14 NTU	251.5 mV	20.05 ft	200.00 ml/min

11/15/2022 10:52 AM	13:00	6.94 pH	58.74 °F	708.88 µS/cm	2.64 mg/L	265.11 NTU	251.9 mV	20.05 ft	200.00 ml/min
11/15/2022 10:53 AM	14:00	6.94 pH	58.82 °F	709.00 µS/cm	2.62 mg/L	238.72 NTU	252.2 mV	20.05 ft	200.00 ml/min
11/15/2022 10:54 AM	15:00	6.94 pH	58.80 °F	709.20 µS/cm	2.60 mg/L	219.31 NTU	252.5 mV	20.05 ft	200.00 ml/min
11/15/2022 10:55 AM	16:00	6.94 pH	58.75 °F	709.05 µS/cm	2.59 mg/L	225.21 NTU	252.8 mV	20.05 ft	200.00 ml/min

Samples

Sample ID:	Description:

Low-Flow Test Report:

Test Date / Time: 11/15/2022 11:08:05 AM
Project: HRID 4Q2022 MW-37D
Operator Name: Cole Baird

This is MW-36D. Not MW-37D as labeled in VuSitu.

Location Name: HRID **Well Diameter: 2 in** **Casing Type: PVC Sch. 40** **Screen Length: 10 ft** **Top of Screen: 27 ft** **Total Depth: 38.31 ft** **Initial Depth to Water: 20.08 ft**	**Pump Type: Proactive SS Monsoon XL** **Tubing Type: Poly** **Pump Intake From TOC: 29 ft** **Estimated Total Volume Pumped: 3800 ml** **Flow Cell Volume: 130 ml** **Final Flow Rate: 200 ml/min** **Final Draw Down: 19.69 ft**	**Instrument Used: Aqua TROLL 500** **Serial Number: 913928**

Test Notes:
Vocs, sulfur odor

Weather Conditions:
Overcast, 36

Low-Flow Readings:

Date Time	Elapsed Time	pH	Temperature	Specific Conductivity	RDO Concentration	Turbidity	ORP	Depth to Water	Flow
		+/- 0.1	+/- 3 %	+/- 3 %	+/- 10 %	+/- 10 %	+/- 10		
11/15/2022 11:08 AM	00:00	7.62 pH	51.44 °F	143.13 µS/cm	5.61 mg/L	61.17 NTU	242.4 mV	20.08 ft	200.00 ml/min
11/15/2022 11:09 AM	01:00	7.41 pH	55.16 °F	143.38 µS/cm	2.01 mg/L	56.42 NTU	200.8 mV	20.08 ft	200.00 ml/min
11/15/2022 11:10 AM	02:00	7.39 pH	56.55 °F	143.26 µS/cm	0.84 mg/L	47.84 NTU	149.1 mV	20.08 ft	200.00 ml/min
11/15/2022 11:11 AM	03:00	7.38 pH	57.13 °F	143.03 µS/cm	0.41 mg/L	58.02 NTU	108.9 mV	20.08 ft	200.00 ml/min
11/15/2022 11:12 AM	04:00	7.39 pH	57.12 °F	143.99 µS/cm	0.23 mg/L	54.22 NTU	79.6 mV	20.08 ft	200.00 ml/min
11/15/2022 11:13 AM	05:00	7.36 pH	57.15 °F	197.38 µS/cm	0.17 mg/L	367.35 NTU	61.0 mV	20.08 ft	200.00 ml/min
11/15/2022 11:14 AM	06:00	7.30 pH	57.07 °F	508.38 µS/cm	0.15 mg/L	907.57 NTU	51.8 mV	20.08 ft	200.00 ml/min
11/15/2022 11:15 AM	07:00	7.23 pH	56.97 °F	621.10 µS/cm	0.14 mg/L	727.49 NTU	53.8 mV	20.08 ft	200.00 ml/min
11/15/2022 11:16 AM	08:00	7.17 pH	56.92 °F	657.13 µS/cm	0.13 mg/L	500.32 NTU	57.6 mV	20.08 ft	200.00 ml/min
11/15/2022 11:17 AM	09:00	7.14 pH	56.84 °F	670.70 µS/cm	0.10 mg/L	326.64 NTU	61.2 mV	20.08 ft	200.00 ml/min
11/15/2022 11:18 AM	10:00	7.11 pH	56.82 °F	678.69 µS/cm	0.09 mg/L	245.94 NTU	64.2 mV	20.08 ft	200.00 ml/min
11/15/2022 11:19 AM	11:00	7.09 pH	56.87 °F	684.06 µS/cm	0.08 mg/L	138.79 NTU	66.8 mV	20.08 ft	200.00 ml/min
11/15/2022 11:20 AM	12:00	7.08 pH	56.86 °F	685.49 µS/cm	0.07 mg/L	100.61 NTU	69.0 mV	20.08 ft	200.00 ml/min

11/15/2022 11:21 AM	13:00	7.06 pH	56.83 °F	686.09 µS/cm	0.07 mg/L	75.82 NTU	70.9 mV	20.08 ft	200.00 ml/min
11/15/2022 11:22 AM	14:00	7.05 pH	56.83 °F	687.89 µS/cm	0.06 mg/L	58.48 NTU	72.6 mV	20.08 ft	200.00 ml/min
11/15/2022 11:23 AM	15:00	7.05 pH	56.78 °F	688.99 µS/cm	0.08 mg/L	46.63 NTU	74.1 mV	20.08 ft	200.00 ml/min
11/15/2022 11:24 AM	16:00	7.04 pH	56.89 °F	689.84 µS/cm	0.11 mg/L	36.59 NTU	75.3 mV	20.08 ft	200.00 ml/min
11/15/2022 11:25 AM	17:00	7.04 pH	56.96 °F	689.89 µS/cm	0.09 mg/L	34.59 NTU	76.4 mV	20.08 ft	200.00 ml/min
11/15/2022 11:26 AM	18:00	7.03 pH	56.93 °F	690.19 µS/cm	0.06 mg/L	37.47 NTU	77.4 mV	20.08 ft	200.00 ml/min
11/15/2022 11:27 AM	19:00	7.03 pH	56.96 °F	690.60 µS/cm	0.05 mg/L	38.37 NTU	78.3 mV	20.08 ft	200.00 ml/min

Samples

Sample ID:	Description:

Low-Flow Test Report:

Test Date / Time: 11/15/2022 12:14:14 PM
Project: HRID 4Q2022 MW-37D
Operator Name: Kilauren Driscoll

Location Name: HRID **Well Diameter: 2 in** **Casing Type: PVC Sch. 40** **Screen Length: 10 ft** **Top of Screen: 28.31 ft** **Total Depth: 38.31 ft** **Initial Depth to Water: 20.08 ft**	**Pump Type: Proactive SSHurricane Pro** **Tubing Type: Poly** **Pump Intake From TOC: 26 ft** **Estimated Total Volume Pumped: 5100 ml** **Flow Cell Volume: 130 ml** **Final Flow Rate: 300 ml/min** **Final Draw Down: 20.14 ft**	**Instrument Used: Aqua TROLL 600** **Serial Number: 651965**

Test Notes:
Clear, no odor

Weather Conditions:
Overcast 39 degrees

Low-Flow Readings:

Date Time	Elapsed Time	pH	Temperature	Specific Conductivity	RDO Concentration	Turbidity	ORP	Depth to Water	Flow
		+/- 0.1	+/- 3 %	+/- 3 %	+/- 10 %	+/- 10 %	+/- 10		
11/15/2022 12:14 PM	00:00	7.17 pH	58.07 °F	285.94 µS/cm	8.57 mg/L	37.05 NTU	72.3 mV	20.08 ft	300.00 ml/min
11/15/2022 12:15 PM	01:00	6.87 pH	61.65 °F	328.66 µS/cm	1.94 mg/L	52.83 NTU	64.4 mV	20.08 ft	300.00 ml/min
11/15/2022 12:16 PM	02:00	6.96 pH	61.64 °F	519.47 µS/cm	0.41 mg/L	47.15 NTU	38.4 mV	20.08 ft	300.00 ml/min
11/15/2022 12:17 PM	03:00	7.00 pH	61.67 °F	555.30 µS/cm	0.13 mg/L	58.21 NTU	20.8 mV	20.08 ft	300.00 ml/min
11/15/2022 12:18 PM	04:00	7.02 pH	61.82 °F	563.12 µS/cm	0.07 mg/L	81.24 NTU	9.4 mV	20.08 ft	300.00 ml/min
11/15/2022 12:19 PM	05:00	7.02 pH	61.74 °F	565.57 µS/cm	0.04 mg/L	87.18 NTU	3.9 mV	20.08 ft	300.00 ml/min
11/15/2022 12:20 PM	06:00	7.03 pH	61.85 °F	564.58 µS/cm	0.02 mg/L	107.77 NTU	0.0 mV	20.08 ft	300.00 ml/min
11/15/2022 12:21 PM	07:00	7.04 pH	61.72 °F	563.07 µS/cm	0.01 mg/L	105.02 NTU	-1.7 mV	20.08 ft	300.00 ml/min
11/15/2022 12:22 PM	08:00	7.01 pH	61.78 °F	562.87 µS/cm	0.00 mg/L	47.76 NTU	-0.7 mV	20.08 ft	300.00 ml/min
11/15/2022 12:23 PM	09:00	7.01 pH	61.73 °F	563.26 µS/cm	0.00 mg/L	38.06 NTU	-0.7 mV	20.08 ft	300.00 ml/min
11/15/2022 12:24 PM	10:00	7.00 pH	61.82 °F	564.05 µS/cm	0.00 mg/L	29.80 NTU	-0.2 mV	20.08 ft	300.00 ml/min
11/15/2022 12:25 PM	11:00	6.99 pH	61.83 °F	563.56 µS/cm	0.00 mg/L	21.22 NTU	0.0 mV	20.08 ft	300.00 ml/min
11/15/2022 12:26 PM	12:00	6.99 pH	61.89 °F	563.07 µS/cm	0.00 mg/L	15.08 NTU	-0.2 mV	20.08 ft	300.00 ml/min

11/15/2022 12:27 PM	13:00	6.99 pH	61.87 °F	562.88 µS/cm	0.00 mg/L	7.97 NTU	-0.3 mV	20.08 ft	300.00 ml/min
11/15/2022 12:28 PM	14:00	7.00 pH	61.83 °F	562.82 µS/cm	0.00 mg/L	4.87 NTU	-1.1 mV	20.08 ft	300.00 ml/min
11/15/2022 12:29 PM	15:00	6.98 pH	61.83 °F	562.69 µS/cm	0.00 mg/L	4.65 NTU	-0.2 mV	20.08 ft	300.00 ml/min
11/15/2022 12:30 PM	16:00	6.96 pH	61.81 °F	562.66 µS/cm	0.00 mg/L	4.28 NTU	1.2 mV	20.08 ft	300.00 ml/min
11/15/2022 12:31 PM	17:00	6.99 pH	61.89 °F	562.31 µS/cm	0.00 mg/L	2.80 NTU	-0.4 mV	20.08 ft	300.00 ml/min

Samples

Sample ID:	Description:

Low-Flow Test Report:

Test Date / Time: 11/15/2022 11:34:33 AM
Project: HRID 4Q2022 MW-37S
Operator Name: Kilauren Driscoll

Location Name: HRID **Well Diameter: 2 in** **Casing Type: PVC Sch. 40** **Screen Length: 10 ft** **Top of Screen: 14.81 ft** **Total Depth: 24.81 ft** **Initial Depth to Water: 20.05 ft**	**Pump Type: Proactive SSHurricane Pro** **Tubing Type: Poly** **Pump Intake From TOC: 22 ft** **Estimated Total Volume Pumped: 6000 ml** **Flow Cell Volume: 130 ml** **Final Flow Rate: 300 ml/min** **Final Draw Down: 20.15 ft**	**Instrument Used: Aqua TROLL 600** **Serial Number: 651965**

Test Notes:
Clear, no odor, slight surface sheen

Weather Conditions:
Overcast 36 degrees

Low-Flow Readings:

Date Time	Elapsed Time	pH	Temperature	Specific Conductivity	RDO Concentration	Turbidity	ORP	Depth to Water	Flow
		+/- 0.1	+/- 3 %	+/- 3 %	+/- 10 %	+/- 10 %	+/- 10		
11/15/2022 11:34 AM	00:00	7.12 pH	63.30 °F	645.21 µS/cm	1.59 mg/L	5,622.4 NTU	-0.4 mV	20.05 ft	300.00 ml/min
11/15/2022 11:35 AM	01:00	7.00 pH	63.92 °F	642.60 µS/cm	0.46 mg/L	5,502.8 NTU	-9.7 mV	20.05 ft	300.00 ml/min
11/15/2022 11:36 AM	02:00	7.04 pH	63.46 °F	642.76 µS/cm	6.14 mg/L	5,506.0 NTU	-9.6 mV	20.05 ft	300.00 ml/min
11/15/2022 11:37 AM	03:00	6.98 pH	64.84 °F	642.66 µS/cm	0.35 mg/L	5,101.4 NTU	-14.8 mV	20.05 ft	300.00 ml/min
11/15/2022 11:38 AM	04:00	6.99 pH	64.80 °F	641.20 µS/cm	0.16 mg/L	1,532.0 NTU	-12.3 mV	20.05 ft	300.00 ml/min
11/15/2022 11:39 AM	05:00	7.00 pH	64.38 °F	638.12 µS/cm	0.14 mg/L	842.81 NTU	-10.2 mV	20.05 ft	300.00 ml/min
11/15/2022 11:40 AM	06:00	7.00 pH	64.52 °F	639.47 µS/cm	0.11 mg/L	570.57 NTU	-8.5 mV	20.05 ft	300.00 ml/min
11/15/2022 11:41 AM	07:00	7.04 pH	64.50 °F	637.28 µS/cm	0.17 mg/L	389.62 NTU	-9.0 mV	20.05 ft	300.00 ml/min
11/15/2022 11:42 AM	08:00	7.00 pH	64.44 °F	637.14 µS/cm	0.19 mg/L	296.71 NTU	-5.3 mV	20.05 ft	300.00 ml/min
11/15/2022 11:43 AM	09:00	6.97 pH	64.64 °F	638.88 µS/cm	0.15 mg/L	209.37 NTU	-2.6 mV	20.05 ft	300.00 ml/min
11/15/2022 11:44 AM	10:00	6.96 pH	64.12 °F	634.26 µS/cm	0.12 mg/L	142.81 NTU	-0.7 mV	20.05 ft	300.00 ml/min
11/15/2022 11:45 AM	11:00	6.91 pH	64.93 °F	638.54 µS/cm	0.07 mg/L	87.78 NTU	1.8 mV	20.05 ft	300.00 ml/min
11/15/2022 11:46 AM	12:00	6.98 pH	64.64 °F	636.04 µS/cm	0.05 mg/L	85.34 NTU	-1.1 mV	20.05 ft	300.00 ml/min

11/15/2022 11:47 AM	13:00	6.98 pH	64.48 °F	635.41 µS/cm	0.06 mg/L	78.38 NTU	-0.5 mV	20.05 ft	300.00 ml/min
11/15/2022 11:48 AM	14:00	6.87 pH	64.68 °F	635.41 µS/cm	0.07 mg/L	73.72 NTU	5.3 mV	20.05 ft	300.00 ml/min
11/15/2022 11:49 AM	15:00	6.89 pH	64.76 °F	633.94 µS/cm	0.10 mg/L	63.39 NTU	5.3 mV	20.05 ft	300.00 ml/min
11/15/2022 11:50 AM	16:00	6.88 pH	64.70 °F	633.91 µS/cm	0.12 mg/L	53.83 NTU	6.9 mV	20.05 ft	300.00 ml/min
11/15/2022 11:51 AM	17:00	6.88 pH	65.00 °F	635.99 µS/cm	0.09 mg/L	35.32 NTU	7.2 mV	20.05 ft	300.00 ml/min
11/15/2022 11:52 AM	18:00	6.92 pH	64.92 °F	634.04 µS/cm	0.05 mg/L	21.12 NTU	5.2 mV	20.05 ft	300.00 ml/min
11/15/2022 11:53 AM	19:00	6.91 pH	64.59 °F	632.27 µS/cm	0.03 mg/L	15.27 NTU	6.6 mV	20.05 ft	300.00 ml/min
11/15/2022 11:54 AM	20:00	6.86 pH	64.16 °F	631.17 µS/cm	0.03 mg/L	12.51 NTU	9.5 mV	20.05 ft	300.00 ml/min

Samples

Sample ID:	Description:

Low-Flow Test Report:

Test Date / Time: 11/15/2022 12:55:38 PM
Project: HRID 4Q2022 MW-38D
Operator Name: Kilauren Driscoll

Location Name: HRID **Well Diameter: 2 in** **Casing Type: PVC Sch. 40** **Screen Length: 10 ft** **Top of Screen: 18.04 ft** **Total Depth: 28.04 ft** **Initial Depth to Water: 17.82 ft**	**Pump Type: Proactive SSHurricane Pro** **Tubing Type: Poly** **Pump Intake From TOC: 23 ft** **Estimated Total Volume Pumped: 9300 ml** **Flow Cell Volume: 130 ml** **Final Flow Rate: 300 ml/min** **Final Draw Down: 17.85 ft**	**Instrument Used: Aqua TROLL 600** **Serial Number: 651965**

Test Notes:
Clear, no odor. VOCs

Weather Conditions:
Overcast 40 degrees

Low-Flow Readings:

Date Time	Elapsed Time	pH	Temperature	Specific Conductivity	RDO Concentration	Turbidity	ORP	Depth to Water	Flow
		+/- 0.1	+/- 3 %	+/- 3 %	+/- 10 %	+/- 10 %	+/- 10		
11/15/2022 12:55 PM	00:00	6.96 pH	63.94 °F	545.13 µS/cm	1.17 mg/L	1,705.9 NTU	49.2 mV	17.82 ft	300.00 ml/min
11/15/2022 12:56 PM	01:00	6.97 pH	64.22 °F	544.10 µS/cm	0.08 mg/L	1,411.4 NTU	40.0 mV	17.82 ft	300.00 ml/min
11/15/2022 12:57 PM	02:00	7.10 pH	63.75 °F	542.18 µS/cm	0.04 mg/L	1,017.9 NTU	30.9 mV	17.82 ft	300.00 ml/min
11/15/2022 12:58 PM	03:00	7.07 pH	63.03 °F	542.43 µS/cm	0.06 mg/L	1,169.3 NTU	31.4 mV	17.82 ft	300.00 ml/min
11/15/2022 12:59 PM	04:00	7.03 pH	65.03 °F	546.21 µS/cm	0.02 mg/L	2,162.9 NTU	29.0 mV	17.82 ft	300.00 ml/min
11/15/2022 1:00 PM	05:00	7.04 pH	64.39 °F	542.94 µS/cm	0.00 mg/L	382.37 NTU	28.5 mV	17.82 ft	300.00 ml/min
11/15/2022 1:01 PM	06:00	7.02 pH	64.18 °F	542.54 µS/cm	0.00 mg/L	497.77 NTU	29.0 mV	17.82 ft	300.00 ml/min
11/15/2022 1:02 PM	07:00	7.04 pH	64.24 °F	1.78 µS/cm	0.42 mg/L	0.00 NTU	19.6 mV	17.82 ft	300.00 ml/min
11/15/2022 1:03 PM	08:00	7.29 pH	63.20 °F	0.74 µS/cm	9.12 mg/L	0.00 NTU	18.4 mV	17.82 ft	300.00 ml/min
11/15/2022 1:04 PM	09:00	6.97 pH	64.52 °F	544.82 µS/cm	2.96 mg/L	2,437.7 NTU	32.9 mV	17.82 ft	300.00 ml/min
11/15/2022 1:05 PM	10:00	7.02 pH	64.11 °F	540.79 µS/cm	0.13 mg/L	427.69 NTU	26.3 mV	17.82 ft	300.00 ml/min
11/15/2022 1:06 PM	11:00	7.00 pH	64.40 °F	544.20 µS/cm	0.02 mg/L	612.33 NTU	25.2 mV	17.82 ft	300.00 ml/min
11/15/2022 1:07 PM	12:00	7.00 pH	64.56 °F	542.84 µS/cm	0.00 mg/L	523.75 NTU	22.6 mV	17.82 ft	300.00 ml/min

11/15/2022 1:08 PM	13:00	6.91 pH	64.45 °F	533.46 µS/cm	0.00 mg/L	301.36 NTU	25.8 mV	17.82 ft	300.00 ml/min
11/15/2022 1:09 PM	14:00	6.98 pH	64.22 °F	528.99 µS/cm	0.00 mg/L	141.22 NTU	23.0 mV	17.82 ft	300.00 ml/min
11/15/2022 1:10 PM	15:00	6.97 pH	64.28 °F	527.87 µS/cm	0.00 mg/L	128.80 NTU	23.5 mV	17.82 ft	300.00 ml/min
11/15/2022 1:11 PM	16:00	6.95 pH	64.29 °F	526.68 µS/cm	0.00 mg/L	112.08 NTU	24.9 mV	17.82 ft	300.00 ml/min
11/15/2022 1:12 PM	17:00	6.95 pH	64.29 °F	518.08 µS/cm	0.00 mg/L	109.02 NTU	24.4 mV	17.82 ft	300.00 ml/min
11/15/2022 1:13 PM	18:00	6.96 pH	64.12 °F	516.53 µS/cm	0.00 mg/L	88.38 NTU	24.4 mV	17.82 ft	300.00 ml/min
11/15/2022 1:14 PM	19:00	6.98 pH	64.19 °F	514.29 µS/cm	0.00 mg/L	93.08 NTU	23.1 mV	17.82 ft	300.00 ml/min
11/15/2022 1:15 PM	20:00	6.97 pH	64.21 °F	514.78 µS/cm	0.00 mg/L	129.33 NTU	23.3 mV	17.82 ft	300.00 ml/min
11/15/2022 1:16 PM	21:00	6.90 pH	64.33 °F	515.04 µS/cm	0.00 mg/L	164.01 NTU	26.4 mV	17.82 ft	300.00 ml/min
11/15/2022 1:17 PM	22:00	6.89 pH	64.48 °F	515.27 µS/cm	0.00 mg/L	127.81 NTU	25.0 mV	17.82 ft	300.00 ml/min
11/15/2022 1:18 PM	23:00	6.90 pH	64.30 °F	513.80 µS/cm	0.00 mg/L	96.07 NTU	24.2 mV	17.82 ft	300.00 ml/min
11/15/2022 1:19 PM	24:00	6.87 pH	64.41 °F	514.08 µS/cm	0.00 mg/L	168.07 NTU	25.2 mV	17.82 ft	300.00 ml/min
11/15/2022 1:20 PM	25:00	6.88 pH	64.36 °F	513.69 µS/cm	0.00 mg/L	85.60 NTU	24.1 mV	17.82 ft	300.00 ml/min
11/15/2022 1:21 PM	26:00	6.91 pH	64.36 °F	513.46 µS/cm	0.00 mg/L	83.12 NTU	22.1 mV	17.82 ft	300.00 ml/min
11/15/2022 1:22 PM	27:00	6.88 pH	64.40 °F	513.52 µS/cm	0.00 mg/L	91.14 NTU	23.7 mV	17.82 ft	300.00 ml/min
11/15/2022 1:23 PM	28:00	6.88 pH	64.43 °F	512.08 µS/cm	0.00 mg/L	88.64 NTU	23.4 mV	17.82 ft	300.00 ml/min
11/15/2022 1:24 PM	29:00	6.88 pH	64.30 °F	510.19 µS/cm	0.00 mg/L	53.38 NTU	24.2 mV	17.82 ft	300.00 ml/min
11/15/2022 1:25 PM	30:00	6.88 pH	64.30 °F	510.45 µS/cm	0.00 mg/L	58.85 NTU	24.2 mV	17.82 ft	300.00 ml/min
11/15/2022 1:26 PM	31:00	6.87 pH	64.36 °F	510.42 µS/cm	0.00 mg/L	70.59 NTU	24.8 mV	17.82 ft	300.00 ml/min

Samples

Sample ID:	Description:

Low-Flow Test Report:

Test Date / Time: 11/15/2022 1:48:12 PM
Project: HRID 4Q2022 MW-38S
Operator Name: Kilauren Driscoll

Location Name: HRID **Well Diameter: 2 in** **Casing Type: PVC Sch. 40** **Screen Length: 10 ft** **Top of Screen: 10.18 ft** **Total Depth: 20.18 ft** **Initial Depth to Water: 17.57 ft**	**Pump Type: Proactive SSHurricane Pro** **Tubing Type: Poly** **Pump Intake From TOC: 19 ft** **Estimated Total Volume Pumped: 6600 ml** **Flow Cell Volume: 130 ml** **Final Flow Rate: 300 ml/min** **Final Draw Down: 17.61 ft**	**Instrument Used: Aqua TROLL 600** **Serial Number: 651965**

Test Notes:
VOCs. Clear, no odor present

Weather Conditions:
Overcast 40 degrees

Low-Flow Readings:

Date Time	Elapsed Time	pH	Temperature	Specific Conductivity	RDO Concentration	Turbidity	ORP	Depth to Water	Flow
		+/- 0.1	+/- 3 %	+/- 3 %	+/- 10 %	+/- 10 %	+/- 10		
11/15/2022 1:48 PM	00:00	6.12 pH	65.13 °F	246.89 µS/cm	2.08 mg/L	5,418.0 NTU	38.8 mV	17.57 ft	300.00 ml/min
11/15/2022 1:49 PM	01:00	6.06 pH	65.69 °F	236.04 µS/cm	0.98 mg/L	4,845.0 NTU	42.1 mV	17.57 ft	300.00 ml/min
11/15/2022 1:50 PM	02:00	6.09 pH	65.90 °F	236.03 µS/cm	0.86 mg/L	2,558.6 NTU	41.3 mV	17.57 ft	300.00 ml/min
11/15/2022 1:51 PM	03:00	6.16 pH	66.83 °F	234.36 µS/cm	0.99 mg/L	1,034.3 NTU	38.2 mV	17.57 ft	300.00 ml/min
11/15/2022 1:52 PM	04:00	6.26 pH	66.41 °F	236.12 µS/cm	0.99 mg/L	759.92 NTU	34.6 mV	17.57 ft	300.00 ml/min
11/15/2022 1:53 PM	05:00	6.01 pH	66.86 °F	234.87 µS/cm	1.01 mg/L	422.39 NTU	47.2 mV	17.57 ft	300.00 ml/min
11/15/2022 1:54 PM	06:00	6.11 pH	66.19 °F	233.92 µS/cm	0.94 mg/L	354.88 NTU	43.8 mV	17.57 ft	300.00 ml/min
11/15/2022 1:55 PM	07:00	6.11 pH	66.31 °F	234.40 µS/cm	0.93 mg/L	244.03 NTU	43.9 mV	17.57 ft	300.00 ml/min
11/15/2022 1:56 PM	08:00	6.18 pH	66.38 °F	234.77 µS/cm	0.91 mg/L	102.78 NTU	40.9 mV	17.57 ft	300.00 ml/min
11/15/2022 1:57 PM	09:00	6.28 pH	65.23 °F	166.51 µS/cm	8.69 mg/L	518.79 NTU	44.6 mV	17.57 ft	300.00 ml/min
11/15/2022 1:58 PM	10:00	6.09 pH	66.48 °F	233.86 µS/cm	1.19 mg/L	158.09 NTU	46.5 mV	17.57 ft	300.00 ml/min
11/15/2022 1:59 PM	11:00	6.06 pH	66.62 °F	232.96 µS/cm	0.98 mg/L	119.94 NTU	48.2 mV	17.57 ft	300.00 ml/min
11/15/2022 2:00 PM	12:00	6.04 pH	65.72 °F	233.69 µS/cm	6.20 mg/L	77.51 NTU	52.0 mV	17.57 ft	300.00 ml/min

11/15/2022 2:01 PM	13:00	5.94 pH	66.52 °F	235.74 µS/cm	1.14 mg/L	123.15 NTU	56.4 mV	17.57 ft	300.00 ml/min
11/15/2022 2:02 PM	14:00	5.96 pH	66.50 °F	235.54 µS/cm	0.95 mg/L	60.99 NTU	54.8 mV	17.57 ft	300.00 ml/min
11/15/2022 2:03 PM	15:00	6.09 pH	66.32 °F	236.07 µS/cm	0.91 mg/L	31.90 NTU	48.7 mV	17.57 ft	300.00 ml/min
11/15/2022 2:04 PM	16:00	5.95 pH	66.57 °F	233.89 µS/cm	0.85 mg/L	23.56 NTU	57.0 mV	17.57 ft	300.00 ml/min
11/15/2022 2:05 PM	17:00	5.88 pH	66.42 °F	234.37 µS/cm	0.90 mg/L	21.31 NTU	61.3 mV	17.57 ft	300.00 ml/min
11/15/2022 2:06 PM	18:00	5.90 pH	66.42 °F	234.98 µS/cm	0.85 mg/L	7.69 NTU	61.0 mV	17.57 ft	300.00 ml/min
11/15/2022 2:07 PM	19:00	5.96 pH	66.12 °F	235.29 µS/cm	0.86 mg/L	6.02 NTU	56.9 mV	17.57 ft	300.00 ml/min
11/15/2022 2:08 PM	20:00	5.92 pH	66.47 °F	235.68 µS/cm	0.85 mg/L	6.36 NTU	60.2 mV	17.57 ft	300.00 ml/min
11/15/2022 2:09 PM	21:00	5.87 pH	66.01 °F	234.26 µS/cm	0.87 mg/L	4.35 NTU	62.6 mV	17.57 ft	300.00 ml/min
11/15/2022 2:10 PM	22:00	5.80 pH	66.58 °F	236.89 µS/cm	0.93 mg/L	11.85 NTU	66.6 mV	17.57 ft	300.00 ml/min

Samples

Sample ID:	Description:

Low-Flow Test Report:

Test Date / Time: 11/17/2022 2:35:34 PM
Project: HRID 4Q2022 MW-39D
Operator Name: Kilauren Driscoll

Location Name: HRID **Well Diameter: 2 in** **Casing Type: PVC Sch. 40** **Screen Length: 10 ft** **Top of Screen: 28.35 ft** **Total Depth: 38.35 ft** **Initial Depth to Water: 17.85 ft**	**Pump Type: Proactive SSHurricane Pro** **Tubing Type: Poly** **Pump Intake From TOC: 28 ft** **Estimated Total Volume Pumped: 4200 ml** **Flow Cell Volume: 130 ml** **Final Flow Rate: 300 ml/min** **Final Draw Down: 0 ft**	**Instrument Used: Aqua TROLL 600** **Serial Number: 651965**

Test Notes:
VOCs. Clear, no odor

Weather Conditions:
Overcast 30 degrees

Low-Flow Readings:

Date Time	Elapsed Time	pH	Temperature	Specific Conductivity	RDO Concentration	Turbidity	ORP	Depth to Water	Flow
		+/- 0.1	+/- 3 %	+/- 3 %	+/- 10 %	+/- 10 %	+/- 10		
11/17/2022 2:35 PM	00:00	6.46 pH	56.02 °F	545.43 µS/cm	5.21 mg/L	1.27 NTU	-21.9 mV	17.85 ft	300.00 ml/min
11/17/2022 2:36 PM	01:00	6.39 pH	59.07 °F	534.80 µS/cm	0.23 mg/L	1.26 NTU	-50.1 mV	17.85 ft	300.00 ml/min
11/17/2022 2:37 PM	02:00	6.48 pH	59.12 °F	534.67 µS/cm	0.08 mg/L	5.73 NTU	-61.2 mV	17.85 ft	300.00 ml/min
11/17/2022 2:38 PM	03:00	6.54 pH	59.24 °F	539.42 µS/cm	0.05 mg/L	15.35 NTU	-68.7 mV	17.85 ft	300.00 ml/min
11/17/2022 2:39 PM	04:00	6.65 pH	59.81 °F	533.27 µS/cm	0.01 mg/L	15.03 NTU	-77.2 mV	17.85 ft	300.00 ml/min
11/17/2022 2:40 PM	05:00	6.79 pH	58.89 °F	530.14 µS/cm	0.01 mg/L	15.08 NTU	-86.6 mV	17.85 ft	300.00 ml/min
11/17/2022 2:41 PM	06:00	6.81 pH	60.01 °F	530.17 µS/cm	0.01 mg/L	16.66 NTU	-89.3 mV	17.85 ft	300.00 ml/min
11/17/2022 2:42 PM	07:00	6.82 pH	59.34 °F	533.87 µS/cm	0.00 mg/L	17.33 NTU	-91.8 mV	17.85 ft	300.00 ml/min
11/17/2022 2:43 PM	08:00	6.88 pH	58.62 °F	537.01 µS/cm	0.01 mg/L	21.09 NTU	-95.5 mV	17.85 ft	300.00 ml/min
11/17/2022 2:44 PM	09:00	6.83 pH	59.11 °F	533.85 µS/cm	0.01 mg/L	16.89 NTU	-93.3 mV	17.85 ft	300.00 ml/min
11/17/2022 2:45 PM	10:00	6.87 pH	59.32 °F	528.54 µS/cm	0.00 mg/L	14.32 NTU	-96.8 mV	17.85 ft	300.00 ml/min
11/17/2022 2:46 PM	11:00	6.90 pH	59.08 °F	532.95 µS/cm	0.00 mg/L	11.69 NTU	-99.2 mV	17.85 ft	300.00 ml/min
11/17/2022 2:47 PM	12:00	7.01 pH	58.45 °F	532.08 µS/cm	0.00 mg/L	10.14 NTU	-105.0 mV	17.85 ft	300.00 ml/min

11/17/2022 2:48 PM	13:00	6.97 pH	56.90 °F	535.46 µS/cm	0.01 mg/L	12.77 NTU	-103.4 mV	17.85 ft	300.00 ml/min
11/17/2022 2:49 PM	14:00	6.88 pH	57.00 °F	540.13 µS/cm	0.02 mg/L	11.30 NTU	-99.7 mV	17.85 ft	300.00 ml/min

Samples

Sample ID:	Description:

Created using VuSitu from In-Situ, Inc.

Low-Flow Test Report:

Test Date / Time: 11/16/2022 8:23:56 AM
Project: HRID 4Q2022 MW-40
Operator Name: Kilauren Driscoll

Location Name: HRID **Well Diameter: 2 in** **Casing Type: PVC Sch. 40** **Screen Length: 10 ft** **Top of Screen: 11.75 ft** **Total Depth: 21.75 ft** **Initial Depth to Water: 9.45 ft**	**Pump Type: Proactive SSHurricane Pro** **Tubing Type: Poly** **Pump Intake From TOC: 15 ft** **Estimated Total Volume Pumped: 4900 ml** **Flow Cell Volume: 130 ml** **Final Flow Rate: 300 ml/min** **Final Draw Down: 9.66 ft**	**Instrument Used: Aqua TROLL 600** **Serial Number: 651965**

Test Notes:
VOCs. Clear no remarks

Weather Conditions:
Overcast. Low 30s. Light snow

Low-Flow Readings:

Date Time	Elapsed Time	pH	Temperature	Specific Conductivity	RDO Concentration	Turbidity	ORP	Depth to Water	Flow
		+/- 0.1	+/- 3 %	+/- 3 %	+/- 10 %	+/- 10 %	+/- 10		
11/16/2022 8:23 AM	00:00	7.36 pH	58.57 °F	1.88 µS/cm	9.93 mg/L	0.00 NTU	33.9 mV	9.45 ft	300.00 ml/min
11/16/2022 8:24 AM	01:00	6.87 pH	61.75 °F	902.36 µS/cm	0.77 mg/L	67.87 NTU	27.9 mV	9.45 ft	300.00 ml/min
11/16/2022 8:25 AM	02:00	6.85 pH	61.93 °F	899.52 µS/cm	0.06 mg/L	42.51 NTU	22.5 mV	9.45 ft	300.00 ml/min
11/16/2022 8:26 AM	03:00	6.90 pH	61.83 °F	897.99 µS/cm	0.01 mg/L	22.23 NTU	18.2 mV	9.45 ft	300.00 ml/min
11/16/2022 8:27 AM	04:00	6.87 pH	61.74 °F	897.49 µS/cm	0.00 mg/L	15.80 NTU	17.6 mV	9.45 ft	300.00 ml/min
11/16/2022 8:28 AM	05:00	6.87 pH	61.83 °F	896.89 µS/cm	0.00 mg/L	14.04 NTU	16.9 mV	9.45 ft	300.00 ml/min
11/16/2022 8:33 AM	09:20	7.14 pH	61.12 °F	0.81 µS/cm	8.30 mg/L	0.00 NTU	13.3 mV	9.45 ft	300.00 ml/min
11/16/2022 8:34 AM	10:20	6.84 pH	61.50 °F	892.79 µS/cm	2.54 mg/L	16.67 NTU	22.7 mV	9.45 ft	300.00 ml/min
11/16/2022 8:35 AM	11:20	6.80 pH	61.84 °F	892.08 µS/cm	0.10 mg/L	6.98 NTU	19.3 mV	9.45 ft	300.00 ml/min
11/16/2022 8:36 AM	12:20	6.79 pH	61.98 °F	891.24 µS/cm	0.00 mg/L	6.94 NTU	19.1 mV	9.45 ft	300.00 ml/min
11/16/2022 8:37 AM	13:20	6.75 pH	62.22 °F	888.95 µS/cm	0.00 mg/L	10.94 NTU	20.3 mV	9.45 ft	300.00 ml/min
11/16/2022 8:38 AM	14:20	6.78 pH	63.68 °F	883.23 µS/cm	0.00 mg/L	6.71 NTU	18.8 mV	9.45 ft	300.00 ml/min
11/16/2022 8:39 AM	15:20	6.80 pH	63.62 °F	882.02 µS/cm	0.00 mg/L	5.99 NTU	17.9 mV	9.45 ft	300.00 ml/min

11/16/2022 8:40 AM	16:20	6.79 pH	62.01 °F	886.14 µS/cm	0.00 mg/L	9.35 NTU	17.8 mV	9.45 ft	300.00 ml/min

Samples

Sample ID:	Description:

Created using VuSitu from In-Situ, Inc.

Low-Flow Test Report:

Test Date / Time: 11/16/2022 8:57:07 AM
Project: HRID 4Q2022 MW-40D
Operator Name: Kilauren Driscoll

Location Name: HRID **Well Diameter: 2 in** **Casing Type: PVC Sch. 40** **Screen Length: 10 ft** **Top of Screen: 23.48 ft** **Total Depth: 33.48 ft** **Initial Depth to Water: 15.06 ft**	**Pump Type: Proactive SSHurricane Pro** **Tubing Type: Poly** **Pump Intake From TOC: 24 ft** **Estimated Total Volume Pumped: 4500 ml** **Flow Cell Volume: 130 ml** **Final Flow Rate: 300 ml/min** **Final Draw Down: 0 ft**	**Instrument Used: Aqua TROLL 600** **Serial Number: 651965**

Test Notes:
VOCs

Weather Conditions:
Overcast low 30s. Snowing

Low-Flow Readings:

Date Time	Elapsed Time	pH	Temperature	Specific Conductivity	RDO Concentration	Turbidity	ORP	Depth to Water	Flow
		+/- 0.1	+/- 3 %	+/- 3 %	+/- 10 %	+/- 10 %	+/- 10		
11/16/2022 8:57 AM	00:00	7.17 pH	59.47 °F	485.58 µS/cm	2.80 mg/L	2.42 NTU	-31.7 mV	15.06 ft	300.00 ml/min
11/16/2022 8:58 AM	01:00	7.24 pH	60.67 °F	484.58 µS/cm	0.22 mg/L	1.79 NTU	-68.5 mV	15.06 ft	300.00 ml/min
11/16/2022 8:59 AM	02:00	7.36 pH	59.98 °F	483.18 µS/cm	0.76 mg/L	1.84 NTU	-78.3 mV	15.06 ft	300.00 ml/min
11/16/2022 9:00 AM	03:00	7.49 pH	59.83 °F	482.94 µS/cm	0.16 mg/L	0.97 NTU	-87.5 mV	15.06 ft	300.00 ml/min
11/16/2022 9:01 AM	04:00	7.44 pH	60.70 °F	486.89 µS/cm	0.10 mg/L	2.07 NTU	-88.7 mV	15.06 ft	300.00 ml/min
11/16/2022 9:02 AM	05:00	7.43 pH	60.31 °F	484.91 µS/cm	0.11 mg/L	2.35 NTU	-88.6 mV	15.06 ft	300.00 ml/min
11/16/2022 9:03 AM	06:00	7.56 pH	60.60 °F	485.00 µS/cm	0.08 mg/L	2.17 NTU	-96.3 mV	15.06 ft	300.00 ml/min
11/16/2022 9:04 AM	07:00	7.37 pH	59.52 °F	481.99 µS/cm	0.09 mg/L	2.93 NTU	-85.1 mV	15.06 ft	300.00 ml/min
11/16/2022 9:05 AM	08:00	7.44 pH	60.77 °F	491.78 µS/cm	0.08 mg/L	4.06 NTU	-91.6 mV	15.06 ft	300.00 ml/min
11/16/2022 9:06 AM	09:00	7.57 pH	60.59 °F	489.69 µS/cm	0.07 mg/L	3.07 NTU	-96.4 mV	15.06 ft	300.00 ml/min
11/16/2022 9:07 AM	10:00	7.50 pH	59.88 °F	487.47 µS/cm	0.09 mg/L	3.70 NTU	-92.8 mV	15.06 ft	300.00 ml/min
11/16/2022 9:08 AM	11:00	7.46 pH	61.53 °F	488.50 µS/cm	0.08 mg/L	5.35 NTU	-92.2 mV	15.06 ft	300.00 ml/min
11/16/2022 9:09 AM	12:00	7.48 pH	61.76 °F	487.68 µS/cm	0.09 mg/L	4.68 NTU	-92.8 mV	15.06 ft	300.00 ml/min

11/16/2022 9:10 AM	13:00	7.43 pH	61.84 °F	488.50 µS/cm	0.09 mg/L	5.57 NTU	-89.8 mV	15.06 ft	300.00 ml/min
11/16/2022 9:11 AM	14:00	7.51 pH	62.14 °F	488.41 µS/cm	0.09 mg/L	4.27 NTU	-94.4 mV	15.06 ft	300.00 ml/min
11/16/2022 9:12 AM	15:00	7.49 pH	62.04 °F	487.90 µS/cm	0.10 mg/L	5.20 NTU	-93.2 mV	15.06 ft	300.00 ml/min

Samples

Sample ID:	Description:

Created using VuSitu from In-Situ, Inc.

Low-Flow Test Report:

Test Date / Time: 11/17/2022 12:20:16 PM
Project: HRID 4Q2022 MW-41D
Operator Name: Kilauren Driscoll

Location Name: HRID **Well Diameter: 2 in** **Casing Type: PVC Sch. 40** **Screen Length: 10 ft** **Top of Screen: 23.43 ft** **Total Depth: 33.43 ft** **Initial Depth to Water: 13.6 ft**	**Pump Type: Proactive SSHurricane Pro** **Tubing Type: Poly** **Pump Intake From TOC: 23 ft** **Estimated Total Volume Pumped: 3600 ml** **Flow Cell Volume: 130 ml** **Final Flow Rate: 300 ml/min** **Final Draw Down: 0 ft**	**Instrument Used: Aqua TROLL 600** **Serial Number: 651965**

Test Notes:
VOCs. Clear, slight surface sheen. Slight sulfur odor

Weather Conditions:
Overcast 30 degrees

Low-Flow Readings:

Date Time	Elapsed Time	pH	Temperature	Specific Conductivity	RDO Concentration	Turbidity	ORP	Depth to Water	Flow
		+/- 0.1	+/- 3 %	+/- 3 %	+/- 10 %	+/- 10 %	+/- 10		
11/17/2022 12:20 PM	00:00	6.51 pH	58.66 °F	505.47 µS/cm	5.48 mg/L	11.24 NTU	-42.7 mV	13.60 ft	300.00 ml/min
11/17/2022 12:21 PM	01:00	6.38 pH	60.51 °F	523.85 µS/cm	0.32 mg/L	3.66 NTU	-56.2 mV	13.60 ft	300.00 ml/min
11/17/2022 12:22 PM	02:00	6.44 pH	60.85 °F	522.10 µS/cm	0.08 mg/L	1.07 NTU	-62.9 mV	13.60 ft	300.00 ml/min
11/17/2022 12:23 PM	03:00	6.53 pH	61.00 °F	519.14 µS/cm	0.04 mg/L	0.70 NTU	-70.0 mV	13.60 ft	300.00 ml/min
11/17/2022 12:24 PM	04:00	6.60 pH	61.24 °F	519.59 µS/cm	0.02 mg/L	0.37 NTU	-75.9 mV	13.60 ft	300.00 ml/min
11/17/2022 12:25 PM	05:00	6.64 pH	61.27 °F	519.32 µS/cm	0.00 mg/L	0.12 NTU	-79.9 mV	13.60 ft	300.00 ml/min
11/17/2022 12:26 PM	06:00	6.68 pH	61.27 °F	519.44 µS/cm	0.00 mg/L	0.04 NTU	-83.3 mV	13.60 ft	300.00 ml/min
11/17/2022 12:27 PM	07:00	6.81 pH	60.97 °F	517.94 µS/cm	0.00 mg/L	0.07 NTU	-91.3 mV	13.60 ft	300.00 ml/min
11/17/2022 12:28 PM	08:00	6.71 pH	61.29 °F	520.04 µS/cm	0.00 mg/L	0.02 NTU	-87.0 mV	13.60 ft	300.00 ml/min
11/17/2022 12:29 PM	09:00	6.68 pH	61.40 °F	519.04 µS/cm	0.00 mg/L	0.05 NTU	-86.7 mV	13.60 ft	300.00 ml/min
11/17/2022 12:30 PM	10:00	6.69 pH	61.36 °F	518.34 µS/cm	0.00 mg/L	0.00 NTU	-88.6 mV	13.60 ft	300.00 ml/min
11/17/2022 12:31 PM	11:00	6.72 pH	61.29 °F	518.04 µS/cm	0.00 mg/L	0.00 NTU	-90.4 mV	13.60 ft	300.00 ml/min
11/17/2022 12:32 PM	12:00	6.86 pH	60.81 °F	516.64 µS/cm	0.00 mg/L	0.00 NTU	-98.4 mV	13.60 ft	300.00 ml/min

Low-Flow Test Report:

Test Date / Time: 11/17/2022 12:50:49 PM
Project: HRID 4Q2022 MW-41S
Operator Name: Kilauren Driscoll

Location Name: HRID **Well Diameter: 2 in** **Casing Type: PVC Sch. 40** **Screen Length: 10 ft** **Top of Screen: 11.96 ft** **Total Depth: 21.96 ft** **Initial Depth to Water: 13.63 ft**	**Pump Type: Proactive SSHurricane Pro** **Tubing Type: Poly** **Pump Intake From TOC: 17 ft** **Estimated Total Volume Pumped: 4800 ml** **Flow Cell Volume: 130 ml** **Final Flow Rate: 300 ml/min** **Final Draw Down: 0 ft**	**Instrument Used: Aqua TROLL 600** **Serial Number: 651965**

Test Notes:
VOCs. Clear slight surface sheen and sulfur like odor

Weather Conditions:
Partly cloudy low 30s

Low-Flow Readings:

Date Time	Elapsed Time	pH	Temperature	Specific Conductivity	RDO Concentration	Turbidity	ORP	Depth to Water	Flow
		+/- 0.1	+/- 3 %	+/- 3 %	+/- 10 %	+/- 10 %	+/- 10		
11/17/2022 12:50 PM	00:00	6.20 pH	60.62 °F	527.20 µS/cm	2.65 mg/L	104.01 NTU	13.5 mV	13.63 ft	300.00 ml/min
11/17/2022 12:51 PM	01:00	6.10 pH	63.66 °F	515.87 µS/cm	0.16 mg/L	136.55 NTU	7.7 mV	13.63 ft	300.00 ml/min
11/17/2022 12:52 PM	02:00	6.15 pH	64.33 °F	510.99 µS/cm	0.07 mg/L	201.95 NTU	1.2 mV	13.63 ft	300.00 ml/min
11/17/2022 12:53 PM	03:00	6.30 pH	63.42 °F	508.70 µS/cm	0.03 mg/L	199.55 NTU	-9.3 mV	13.63 ft	300.00 ml/min
11/17/2022 12:54 PM	04:00	6.39 pH	75.67 °F	501.70 µS/cm	0.00 mg/L	184.03 NTU	-15.9 mV	13.63 ft	300.00 ml/min
11/17/2022 12:55 PM	05:00	6.41 pH	76.12 °F	432.61 µS/cm	0.00 mg/L	82.03 NTU	-19.4 mV	13.63 ft	300.00 ml/min
11/17/2022 12:56 PM	06:00	6.54 pH	75.42 °F	429.44 µS/cm	0.00 mg/L	52.88 NTU	-27.6 mV	13.63 ft	300.00 ml/min
11/17/2022 12:57 PM	07:00	6.56 pH	85.66 °F	496.60 µS/cm	0.00 mg/L	30.11 NTU	-29.8 mV	13.63 ft	300.00 ml/min
11/17/2022 12:58 PM	08:00	6.64 pH	82.07 °F	494.20 µS/cm	0.00 mg/L	30.35 NTU	-35.0 mV	13.63 ft	300.00 ml/min
11/17/2022 12:59 PM	09:00	6.73 pH	80.13 °F	487.53 µS/cm	0.00 mg/L	29.18 NTU	-39.9 mV	13.63 ft	300.00 ml/min
11/17/2022 1:00 PM	10:00	6.65 pH	82.58 °F	485.36 µS/cm	0.00 mg/L	24.93 NTU	-36.2 mV	13.63 ft	300.00 ml/min
11/17/2022 1:01 PM	11:00	6.60 pH	64.90 °F	489.43 µS/cm	0.00 mg/L	23.47 NTU	-35.2 mV	13.63 ft	300.00 ml/min
11/17/2022 1:02 PM	12:00	6.69 pH	64.92 °F	489.67 µS/cm	0.00 mg/L	20.14 NTU	-40.7 mV	13.63 ft	300.00 ml/min

11/17/2022 1:03 PM	13:00	6.61 pH	65.10 °F	489.94 µS/cm	0.00 mg/L	10.73 NTU	-36.7 mV	13.63 ft	300.00 ml/min
11/17/2022 1:04 PM	14:00	6.60 pH	65.04 °F	488.97 µS/cm	0.00 mg/L	7.54 NTU	-36.0 mV	13.63 ft	300.00 ml/min
11/17/2022 1:05 PM	15:00	6.62 pH	65.33 °F	487.84 µS/cm	0.00 mg/L	3.85 NTU	-37.4 mV	13.63 ft	300.00 ml/min
11/17/2022 1:06 PM	16:00	6.68 pH	65.48 °F	484.16 µS/cm	0.00 mg/L	3.89 NTU	-40.5 mV	13.63 ft	300.00 ml/min

Samples

Sample ID:	Description:

Low-Flow Test Report:

Test Date / Time: 11/18/2022 11:34:24 AM
Project: HRID 4Q2022 MW-42D
Operator Name: Kilauren Driscoll

Location Name: HRID **Well Diameter: 2 in** **Casing Type: PVC Sch. 40** **Screen Length: 10 ft** **Top of Screen: 43.56 ft** **Total Depth: 53.56 ft** **Initial Depth to Water: 11.96 ft**	**Pump Type: Proactive SSHurricane Pro** **Tubing Type: Poly** **Pump Intake From TOC: 33 ft** **Estimated Total Volume Pumped: 4200 ml** **Flow Cell Volume: 130 ml** **Final Flow Rate: 300 ml/min** **Final Draw Down: 0 ft**	**Instrument Used: Aqua TROLL 600** **Serial Number: 651965**

Test Notes:
VOCs. Clear. No remarks

Weather Conditions:
Partly cloudy windy 25 degrees

Low-Flow Readings:

Date Time	Elapsed Time	pH	Temperature	Specific Conductivity	RDO Concentration	Turbidity	ORP	Depth to Water	Flow
		+/- 0.1	+/- 3 %	+/- 3 %	+/- 10 %	+/- 10 %	+/- 10		
11/18/2022 11:34 AM	00:00	6.76 pH	56.70 °F	518.34 µS/cm	2.03 mg/L	3.60 NTU	243.5 mV	11.96 ft	300.00 ml/min
11/18/2022 11:35 AM	01:00	6.67 pH	57.34 °F	514.56 µS/cm	0.16 mg/L	2.33 NTU	139.8 mV	11.96 ft	300.00 ml/min
11/18/2022 11:36 AM	02:00	6.70 pH	57.56 °F	512.18 µS/cm	0.07 mg/L	2.87 NTU	93.8 mV	11.96 ft	300.00 ml/min
11/18/2022 11:37 AM	03:00	6.68 pH	57.65 °F	512.00 µS/cm	0.03 mg/L	1.86 NTU	72.3 mV	11.96 ft	300.00 ml/min
11/18/2022 11:38 AM	04:00	6.69 pH	57.59 °F	511.78 µS/cm	0.01 mg/L	1.63 NTU	56.5 mV	11.96 ft	300.00 ml/min
11/18/2022 11:39 AM	05:00	6.67 pH	57.64 °F	510.73 µS/cm	0.00 mg/L	2.13 NTU	46.5 mV	11.96 ft	300.00 ml/min
11/18/2022 11:40 AM	06:00	6.72 pH	57.55 °F	510.85 µS/cm	0.00 mg/L	9.38 NTU	33.7 mV	11.96 ft	300.00 ml/min
11/18/2022 11:41 AM	07:00	6.70 pH	57.45 °F	513.98 µS/cm	0.00 mg/L	57.81 NTU	25.6 mV	11.96 ft	300.00 ml/min
11/18/2022 11:42 AM	08:00	6.73 pH	57.25 °F	523.26 µS/cm	0.00 mg/L	109.01 NTU	10.9 mV	11.96 ft	300.00 ml/min
11/18/2022 11:43 AM	09:00	6.64 pH	57.25 °F	525.27 µS/cm	0.00 mg/L	105.89 NTU	5.9 mV	11.96 ft	300.00 ml/min
11/18/2022 11:44 AM	10:00	6.71 pH	57.10 °F	525.70 µS/cm	0.00 mg/L	73.37 NTU	-4.5 mV	11.96 ft	300.00 ml/min
11/18/2022 11:45 AM	11:00	6.60 pH	57.17 °F	525.68 µS/cm	0.00 mg/L	49.81 NTU	-3.3 mV	11.96 ft	300.00 ml/min
11/18/2022 11:46 AM	12:00	6.60 pH	57.06 °F	525.73 µS/cm	0.00 mg/L	38.74 NTU	-6.9 mV	11.96 ft	300.00 ml/min

11/18/2022 11:47 AM	13:00	6.61 pH	56.92 °F	526.06 µS/cm	0.00 mg/L	31.37 NTU	-10.0 mV	11.96 ft	300.00 ml/min
11/18/2022 11:48 AM	14:00	6.63 pH	56.24 °F	524.31 µS/cm	0.00 mg/L	27.44 NTU	-12.6 mV	11.96 ft	300.00 ml/min

Samples

Sample ID:	Description:

Created using VuSitu from In-Situ, Inc.

Low-Flow Test Report:

Test Date / Time: 11/18/2022 11:08:55 AM
Project: HRID 4Q2022 MW-42S
Operator Name: Kilauren Driscoll

Location Name: HRID **Well Diameter: 2 in** **Casing Type: PVC Sch. 40** **Screen Length: 10 ft** **Top of Screen: 7.33 ft** **Total Depth: 17.33 ft** **Initial Depth to Water: 11.99 ft**	**Pump Type: Proactive SSHurricane Pro** **Tubing Type: Poly** **Pump Intake From TOC: 15 ft** **Estimated Total Volume Pumped: 3900 ml** **Flow Cell Volume: 130 ml** **Final Flow Rate: 300 ml/min** **Final Draw Down: 0 ft**	**Instrument Used: Aqua TROLL 600** **Serial Number: 651965**

Test Notes:
VOCs. No odor

Weather Conditions:
Partly cloudy windy 25 degrees

Low-Flow Readings:

Date Time	Elapsed Time	pH	Temperature	Specific Conductivity	RDO Concentration	Turbidity	ORP	Depth to Water	Flow
		+/- 0.1	+/- 3 %	+/- 3 %	+/- 10 %	+/- 10 %	+/- 10		
11/18/2022 11:08 AM	00:00	6.39 pH	59.69 °F	679.80 µS/cm	1.64 mg/L	5,983.4 NTU	234.9 mV	11.99 ft	300.00 ml/min
11/18/2022 11:09 AM	01:00	6.48 pH	61.79 °F	625.41 µS/cm	0.24 mg/L	5,467.2 NTU	222.8 mV	11.99 ft	300.00 ml/min
11/18/2022 11:10 AM	02:00	6.29 pH	62.30 °F	703.72 µS/cm	0.12 mg/L	5,749.5 NTU	189.5 mV	11.99 ft	300.00 ml/min
11/18/2022 11:11 AM	03:00	6.42 pH	64.58 °F	675.48 µS/cm	0.13 mg/L	2,210.5 NTU	197.7 mV	11.99 ft	300.00 ml/min
11/18/2022 11:12 AM	04:00	6.49 pH	64.75 °F	673.91 µS/cm	0.17 mg/L	1,063.0 NTU	205.1 mV	11.99 ft	300.00 ml/min
11/18/2022 11:13 AM	05:00	6.51 pH	64.67 °F	673.29 µS/cm	0.20 mg/L	553.38 NTU	209.5 mV	11.99 ft	300.00 ml/min
11/18/2022 11:14 AM	06:00	6.55 pH	64.97 °F	670.38 µS/cm	0.21 mg/L	326.34 NTU	205.6 mV	11.99 ft	300.00 ml/min
11/18/2022 11:15 AM	07:00	6.54 pH	64.64 °F	673.95 µS/cm	0.25 mg/L	234.38 NTU	205.3 mV	11.99 ft	300.00 ml/min
11/18/2022 11:16 AM	08:00	6.56 pH	65.02 °F	676.53 µS/cm	0.28 mg/L	158.13 NTU	204.2 mV	11.99 ft	300.00 ml/min
11/18/2022 11:17 AM	09:00	6.58 pH	65.48 °F	670.29 µS/cm	0.27 mg/L	102.44 NTU	195.6 mV	11.99 ft	300.00 ml/min
11/18/2022 11:18 AM	10:00	6.56 pH	65.76 °F	670.49 µS/cm	0.28 mg/L	82.87 NTU	194.2 mV	11.99 ft	300.00 ml/min
11/18/2022 11:19 AM	11:00	6.58 pH	65.29 °F	667.21 µS/cm	0.27 mg/L	77.91 NTU	191.1 mV	11.99 ft	300.00 ml/min
11/18/2022 11:20 AM	12:00	6.58 pH	65.09 °F	668.50 µS/cm	0.27 mg/L	56.96 NTU	185.4 mV	11.99 ft	300.00 ml/min

11/18/2022 11:21 AM	13:00	6.59 pH	65.20 °F	669.75 µS/cm	0.28 mg/L	45.31 NTU	181.5 mV	11.99 ft	300.00 ml/min

Samples

Sample ID:	Description:

Created using VuSitu from In-Situ, Inc.

Low-Flow Test Report:

Test Date / Time: 11/16/2022 2:11:21 PM
Project: HRID 4Q2022 MW-43
Operator Name: Cole Baird

Location Name: HRID **Well Diameter: 2 in** **Casing Type: PVC Sch. 40** **Screen Length: 10 ft** **Top of Screen: 7 ft** **Total Depth: 17.85 ft** **Initial Depth to Water: 13.05 ft**	**Pump Type: Proactive SS Monsoon XL** **Tubing Type: Poly** **Pump Intake From TOC: 15 ft** **Estimated Total Volume Pumped: 3000 ml** **Flow Cell Volume: 130 ml** **Final Flow Rate: 200 ml/min** **Final Draw Down: 13.1 ft**	**Instrument Used: Aqua TROLL 500** **Serial Number: 913928**

Test Notes:
Vocs,clear, no odor

Weather Conditions:
Snow,33

Low-Flow Readings:

Date Time	Elapsed Time	pH	Temperature	Specific Conductivity	RDO Concentration	Turbidity	ORP	Depth to Water	Flow
		+/- 0.1	+/- 3 %	+/- 3 %	+/- 10 %	+/- 10 %	+/- 10		
11/16/2022 2:11 PM	00:00	7.34 pH	52.65 °F	614.33 µS/cm	3.52 mg/L	62.49 NTU	7.0 mV	13.05 ft	200.00 ml/min
11/16/2022 2:12 PM	01:00	7.13 pH	53.31 °F	612.32 µS/cm	1.87 mg/L	53.41 NTU	14.6 mV	13.05 ft	200.00 ml/min
11/16/2022 2:13 PM	02:00	7.00 pH	54.27 °F	614.63 µS/cm	1.10 mg/L	59.30 NTU	20.4 mV	13.05 ft	200.00 ml/min
11/16/2022 2:14 PM	03:00	6.94 pH	54.47 °F	619.51 µS/cm	0.64 mg/L	28.94 NTU	23.9 mV	13.05 ft	200.00 ml/min
11/16/2022 2:15 PM	04:00	6.90 pH	54.34 °F	621.95 µS/cm	0.39 mg/L	25.45 NTU	26.7 mV	13.05 ft	200.00 ml/min
11/16/2022 2:16 PM	05:00	6.87 pH	54.62 °F	628.90 µS/cm	0.27 mg/L	11.92 NTU	28.6 mV	13.05 ft	200.00 ml/min
11/16/2022 2:17 PM	06:00	6.85 pH	54.75 °F	631.81 µS/cm	0.22 mg/L	18.80 NTU	30.1 mV	13.05 ft	200.00 ml/min
11/16/2022 2:18 PM	07:00	6.85 pH	54.70 °F	636.59 µS/cm	0.18 mg/L	12.72 NTU	31.0 mV	13.05 ft	200.00 ml/min
11/16/2022 2:19 PM	08:00	6.84 pH	54.63 °F	637.95 µS/cm	0.14 mg/L	9.29 NTU	31.6 mV	13.05 ft	200.00 ml/min
11/16/2022 2:20 PM	09:00	6.83 pH	54.67 °F	637.77 µS/cm	0.12 mg/L	6.31 NTU	32.7 mV	13.05 ft	200.00 ml/min
11/16/2022 2:21 PM	10:00	6.85 pH	54.21 °F	637.82 µS/cm	0.12 mg/L	6.72 NTU	32.2 mV	13.05 ft	200.00 ml/min
11/16/2022 2:22 PM	11:00	6.84 pH	53.49 °F	640.10 µS/cm	0.12 mg/L	7.82 NTU	33.4 mV	13.05 ft	200.00 ml/min
11/16/2022 2:23 PM	12:00	6.84 pH	53.45 °F	640.05 µS/cm	0.11 mg/L	6.41 NTU	33.8 mV	13.05 ft	200.00 ml/min

11/16/2022 2:24 PM	13:00	6.84 pH	53.47 °F	637.71 µS/cm	0.11 mg/L	4.83 NTU	34.2 mV	13.05 ft	200.00 ml/min
11/16/2022 2:25 PM	14:00	6.84 pH	53.16 °F	637.54 µS/cm	0.10 mg/L	5.44 NTU	34.4 mV	13.05 ft	200.00 ml/min
11/16/2022 2:26 PM	15:00	6.84 pH	52.81 °F	639.77 µS/cm	0.10 mg/L	4.79 NTU	34.8 mV	13.05 ft	200.00 ml/min

Samples

Sample ID:	Description:

Low-Flow Test Report:

Test Date / Time: 11/16/2022 1:46:17 PM
Project: HRID 4Q2022 MW-43D
Operator Name: Cole Baird

Location Name: HRID **Well Diameter: 2 in** **Casing Type: PVC Sch. 40** **Screen Length: 10 ft** **Top of Screen: 23 ft** **Total Depth: 33.45 ft** **Initial Depth to Water: 12.86 ft**	**Pump Type: Proactive SS Monsoon XL** **Tubing Type: Poly** **Pump Intake From TOC: 22.5 ft** **Estimated Total Volume Pumped: 3400 ml** **Flow Cell Volume: 130 ml** **Final Flow Rate: 200 ml/min** **Final Draw Down: 12.88 ft**	**Instrument Used: Aqua TROLL 500** **Serial Number: 913928**

Test Notes:
Vocs, clear, no odor

Weather Conditions:
Snow, 33

Low-Flow Readings:

Date Time	Elapsed Time	pH	Temperature	Specific Conductivity	RDO Concentration	Turbidity	ORP	Depth to Water	Flow
		+/- 0.1	+/- 3 %	+/- 3 %	+/- 10 %	+/- 10 %	+/- 10		
11/16/2022 1:46 PM	00:00	7.48 pH	47.67 °F	602.13 µS/cm	7.09 mg/L	6.36 NTU	26.2 mV	12.86 ft	200.00 ml/min
11/16/2022 1:47 PM	01:00	7.40 pH	48.16 °F	610.77 µS/cm	3.02 mg/L	5.44 NTU	27.8 mV	12.86 ft	200.00 ml/min
11/16/2022 1:48 PM	02:00	7.34 pH	49.23 °F	653.25 µS/cm	1.32 mg/L	5.17 NTU	26.2 mV	12.86 ft	200.00 ml/min
11/16/2022 1:49 PM	03:00	7.27 pH	50.39 °F	708.31 µS/cm	0.63 mg/L	5.15 NTU	24.9 mV	12.86 ft	200.00 ml/min
11/16/2022 1:50 PM	04:00	7.22 pH	51.30 °F	733.97 µS/cm	0.37 mg/L	4.16 NTU	23.0 mV	12.86 ft	200.00 ml/min
11/16/2022 1:51 PM	05:00	7.19 pH	51.78 °F	748.52 µS/cm	0.25 mg/L	2.81 NTU	21.2 mV	12.86 ft	200.00 ml/min
11/16/2022 1:52 PM	06:00	7.17 pH	51.82 °F	758.68 µS/cm	0.18 mg/L	2.94 NTU	19.9 mV	12.86 ft	200.00 ml/min
11/16/2022 1:53 PM	07:00	7.16 pH	51.81 °F	764.30 µS/cm	0.15 mg/L	3.12 NTU	18.8 mV	12.86 ft	200.00 ml/min
11/16/2022 1:54 PM	08:00	7.14 pH	51.61 °F	768.06 µS/cm	0.13 mg/L	1.92 NTU	18.2 mV	12.86 ft	200.00 ml/min
11/16/2022 1:55 PM	09:00	7.14 pH	51.61 °F	769.99 µS/cm	0.11 mg/L	3.76 NTU	17.5 mV	12.86 ft	200.00 ml/min
11/16/2022 1:56 PM	10:00	7.14 pH	51.31 °F	769.98 µS/cm	0.11 mg/L	8.24 NTU	17.0 mV	12.86 ft	200.00 ml/min
11/16/2022 1:57 PM	11:00	7.14 pH	50.74 °F	771.35 µS/cm	0.10 mg/L	12.98 NTU	16.8 mV	12.86 ft	200.00 ml/min
11/16/2022 1:58 PM	12:00	7.13 pH	51.13 °F	773.90 µS/cm	0.10 mg/L	16.89 NTU	16.6 mV	12.86 ft	200.00 ml/min

11/16/2022 1:59 PM	13:00	7.13 pH	51.49 °F	774.19 µS/cm	0.10 mg/L	13.34 NTU	16.3 mV	12.86 ft	200.00 ml/min
11/16/2022 2:00 PM	14:00	7.12 pH	51.88 °F	773.98 µS/cm	0.09 mg/L	14.73 NTU	15.9 mV	12.86 ft	200.00 ml/min
11/16/2022 2:01 PM	15:00	7.13 pH	51.87 °F	773.55 µS/cm	0.08 mg/L	17.15 NTU	15.4 mV	12.86 ft	200.00 ml/min
11/16/2022 2:02 PM	16:00	7.13 pH	51.72 °F	773.23 µS/cm	0.07 mg/L	12.99 NTU	15.0 mV	12.86 ft	200.00 ml/min
11/16/2022 2:03 PM	17:00	7.13 pH	51.98 °F	773.95 µS/cm	0.07 mg/L	13.44 NTU	14.6 mV	12.86 ft	200.00 ml/min

Samples

Sample ID:	Description:

Low-Flow Test Report:

Test Date / Time: 11/15/2022 2:47:24 PM
Project: HRID 4Q2022 MW-44
Operator Name: Cole Baird

Location Name: HRID **Well Diameter: 2 in** **Casing Type: PVC Sch. 40** **Screen Length: 10 ft** **Top of Screen: 4 ft** **Total Depth: 14.24 ft** **Initial Depth to Water: 8.4 ft**	**Pump Type: Proactive SS Monsoon XL** **Tubing Type: Poly** **Pump Intake From TOC: 11 ft** **Estimated Total Volume Pumped: 2200 ml** **Flow Cell Volume: 130 ml** **Final Flow Rate: 200 ml/min** **Final Draw Down: 8.44 ft**	**Instrument Used: Aqua TROLL 500** **Serial Number: 913928**

Test Notes:
Vocs, no odor, clear

Weather Conditions:
Overcast, 36

Low-Flow Readings:

Date Time	Elapsed Time	pH	Temperature	Specific Conductivity	RDO Concentration	Turbidity	ORP	Depth to Water	Flow
		+/- 0.1	+/- 3 %	+/- 3 %	+/- 10 %	+/- 10 %	+/- 10		
11/15/2022 2:47 PM	00:00	7.81 pH	63.36 °F	701.47 µS/cm	6.29 mg/L	424.92 NTU	60.8 mV	8.40 ft	200.00 ml/min
11/15/2022 2:48 PM	01:00	7.57 pH	64.38 °F	713.12 µS/cm	4.44 mg/L	431.64 NTU	68.7 mV	8.40 ft	200.00 ml/min
11/15/2022 2:49 PM	02:00	7.45 pH	64.64 °F	725.89 µS/cm	3.38 mg/L	272.27 NTU	73.4 mV	8.40 ft	200.00 ml/min
11/15/2022 2:50 PM	03:00	7.38 pH	64.75 °F	729.41 µS/cm	2.87 mg/L	176.13 NTU	76.7 mV	8.40 ft	200.00 ml/min
11/15/2022 2:51 PM	04:00	7.34 pH	64.80 °F	734.72 µS/cm	2.62 mg/L	101.28 NTU	78.9 mV	8.40 ft	200.00 ml/min
11/15/2022 2:52 PM	05:00	7.32 pH	64.71 °F	735.93 µS/cm	2.53 mg/L	58.79 NTU	80.5 mV	8.40 ft	200.00 ml/min
11/15/2022 2:53 PM	06:00	7.30 pH	64.74 °F	739.26 µS/cm	2.56 mg/L	32.51 NTU	81.7 mV	8.40 ft	200.00 ml/min
11/15/2022 2:54 PM	07:00	7.29 pH	64.75 °F	741.39 µS/cm	2.48 mg/L	19.19 NTU	82.7 mV	8.40 ft	200.00 ml/min
11/15/2022 2:55 PM	08:00	7.28 pH	64.74 °F	740.54 µS/cm	2.44 mg/L	11.45 NTU	83.3 mV	8.40 ft	200.00 ml/min
11/15/2022 2:56 PM	09:00	7.28 pH	64.73 °F	739.67 µS/cm	2.36 mg/L	6.18 NTU	83.8 mV	8.40 ft	200.00 ml/min
11/15/2022 2:57 PM	10:00	7.27 pH	64.74 °F	740.09 µS/cm	2.33 mg/L	3.74 NTU	84.3 mV	8.40 ft	200.00 ml/min
11/15/2022 2:58 PM	11:00	7.27 pH	64.78 °F	741.12 µS/cm	2.33 mg/L	2.67 NTU	84.6 mV	8.40 ft	200.00 ml/min

Low-Flow Test Report:

Test Date / Time: 11/15/2022 2:14:45 PM
Project: HRID 4Q2022 MW-44D
Operator Name: Cole Baird

Location Name: HRID **Well Diameter: 2 in** **Casing Type: PVC Sch. 40** **Screen Length: 10 ft** **Top of Screen: 18 ft** **Total Depth: 28.53 ft** **Initial Depth to Water: 8.39 ft**	**Pump Type: Proactive SS Monsoon XL** **Tubing Type: Poly** **Pump Intake From TOC: 18 ft** **Estimated Total Volume Pumped: 2800 ml** **Flow Cell Volume: 130 ml** **Final Flow Rate: 200 ml/min** **Final Draw Down: 8.39 ft**	**Instrument Used: Aqua TROLL 500** **Serial Number: 913928**

Test Notes:
Vocs, no odor

Weather Conditions:
Overcast, 36

Low-Flow Readings:

Date Time	Elapsed Time	pH	Temperature	Specific Conductivity	RDO Concentration	Turbidity	ORP	Depth to Water	Flow
		+/- 0.1	+/- 3 %	+/- 3 %	+/- 10 %	+/- 10 %	+/- 10		
11/15/2022 2:14 PM	00:00	8.18 pH	60.49 °F	736.67 µS/cm	6.74 mg/L	37.29 NTU	26.0 mV	8.39 ft	200.00 ml/min
11/15/2022 2:15 PM	01:00	7.77 pH	62.42 °F	729.62 µS/cm	1.79 mg/L	40.25 NTU	33.2 mV	8.39 ft	200.00 ml/min
11/15/2022 2:16 PM	02:00	7.58 pH	62.57 °F	728.35 µS/cm	0.65 mg/L	42.30 NTU	38.2 mV	8.39 ft	200.00 ml/min
11/15/2022 2:17 PM	03:00	7.48 pH	62.48 °F	729.93 µS/cm	0.31 mg/L	51.32 NTU	41.5 mV	8.39 ft	200.00 ml/min
11/15/2022 2:18 PM	04:00	7.41 pH	62.28 °F	741.17 µS/cm	0.20 mg/L	64.15 NTU	43.8 mV	8.39 ft	200.00 ml/min
11/15/2022 2:19 PM	05:00	7.36 pH	62.04 °F	779.54 µS/cm	0.14 mg/L	90.20 NTU	45.5 mV	8.39 ft	200.00 ml/min
11/15/2022 2:20 PM	06:00	7.32 pH	61.87 °F	807.19 µS/cm	0.11 mg/L	123.20 NTU	46.7 mV	8.39 ft	200.00 ml/min
11/15/2022 2:21 PM	07:00	7.30 pH	61.66 °F	820.52 µS/cm	0.11 mg/L	121.38 NTU	47.6 mV	8.39 ft	200.00 ml/min
11/15/2022 2:22 PM	08:00	7.28 pH	61.52 °F	824.71 µS/cm	0.10 mg/L	105.08 NTU	48.2 mV	8.39 ft	200.00 ml/min
11/15/2022 2:23 PM	09:00	7.27 pH	61.54 °F	825.26 µS/cm	0.08 mg/L	98.11 NTU	48.5 mV	8.39 ft	200.00 ml/min
11/15/2022 2:24 PM	10:00	7.26 pH	61.53 °F	825.75 µS/cm	0.07 mg/L	74.15 NTU	48.7 mV	8.39 ft	200.00 ml/min
11/15/2022 2:25 PM	11:00	7.25 pH	61.51 °F	825.88 µS/cm	0.07 mg/L	55.23 NTU	48.8 mV	8.39 ft	200.00 ml/min
11/15/2022 2:26 PM	12:00	7.25 pH	61.48 °F	825.21 µS/cm	0.08 mg/L	50.33 NTU	48.8 mV	8.39 ft	200.00 ml/min

11/15/2022 2:27 PM	13:00	7.24 pH	61.52 °F	824.74 µS/cm	0.06 mg/L	39.71 NTU	48.8 mV	8.39 ft	200.00 ml/min
11/15/2022 2:28 PM	14:00	7.24 pH	61.46 °F	824.89 µS/cm	0.06 mg/L	32.59 NTU	48.8 mV	8.39 ft	200.00 ml/min

Samples

Sample ID:	Description:

Created using VuSitu from In-Situ, Inc.

Low-Flow Test Report:

Test Date / Time: 11/21/2022 11:50:25 AM
Project: HRID 4Q2022 MW-45D
Operator Name: Kilauren Driscoll

Location Name: HRID **Well Diameter: 2 in** **Casing Type: PVC Sch. 40** **Screen Length: 10 ft** **Top of Screen: 20.57 ft** **Total Depth: 30.57 ft** **Initial Depth to Water: 9.25 ft**	**Pump Type: Proactive SSHurricane Pro** **Tubing Type: Poly** **Pump Intake From TOC: 20 ft** **Estimated Total Volume Pumped: 4200 ml** **Flow Cell Volume: 130 ml** **Final Flow Rate: 300 ml/min** **Final Draw Down: 0 ft**	**Instrument Used: Aqua TROLL 600** **Serial Number: 651965**

Test Notes:
VOCs. No odor, slight surface sheen

Weather Conditions:
Sunny light breeze 42 degrees

Low-Flow Readings:

Date Time	Elapsed Time	pH	Temperature	Specific Conductivity	RDO Concentration	Turbidity	ORP	Depth to Water	Flow
		+/- 0.1	+/- 3 %	+/- 3 %	+/- 10 %	+/- 10 %	+/- 10		
11/21/2022 11:50 AM	00:00	6.65 pH	63.08 °F	757.30 µS/cm	1.57 mg/L	2.66 NTU	204.5 mV	9.25 ft	300.00 ml/min
11/21/2022 11:51 AM	01:00	6.53 pH	46.71 °F	940.50 µS/cm	0.32 mg/L	0.27 NTU	138.4 mV	9.25 ft	300.00 ml/min
11/21/2022 11:52 AM	02:00	6.57 pH	61.89 °F	771.69 µS/cm	0.09 mg/L	0.72 NTU	113.2 mV	9.25 ft	300.00 ml/min
11/21/2022 11:53 AM	03:00	6.64 pH	61.72 °F	743.15 µS/cm	0.06 mg/L	33.72 NTU	141.6 mV	9.25 ft	300.00 ml/min
11/21/2022 11:54 AM	04:00	6.65 pH	63.97 °F	737.38 µS/cm	0.03 mg/L	68.75 NTU	203.1 mV	9.25 ft	300.00 ml/min
11/21/2022 11:55 AM	05:00	6.71 pH	65.96 °F	724.32 µS/cm	0.02 mg/L	82.76 NTU	188.1 mV	9.25 ft	300.00 ml/min
11/21/2022 11:56 AM	06:00	6.68 pH	66.01 °F	724.38 µS/cm	0.01 mg/L	59.65 NTU	200.8 mV	9.25 ft	300.00 ml/min
11/21/2022 11:57 AM	07:00	6.76 pH	65.23 °F	723.73 µS/cm	0.00 mg/L	59.37 NTU	192.6 mV	9.25 ft	300.00 ml/min
11/21/2022 11:58 AM	08:00	6.71 pH	65.03 °F	725.76 µS/cm	0.01 mg/L	49.42 NTU	196.2 mV	9.25 ft	300.00 ml/min
11/21/2022 11:59 AM	09:00	6.69 pH	66.30 °F	724.12 µS/cm	0.00 mg/L	40.22 NTU	190.8 mV	9.25 ft	300.00 ml/min
11/21/2022 12:00 PM	10:00	6.75 pH	66.29 °F	723.19 µS/cm	0.00 mg/L	24.41 NTU	181.7 mV	9.25 ft	300.00 ml/min
11/21/2022 12:01 PM	11:00	6.76 pH	66.47 °F	721.35 µS/cm	0.00 mg/L	17.09 NTU	162.2 mV	9.25 ft	300.00 ml/min
11/21/2022 12:02 PM	12:00	6.76 pH	66.59 °F	720.04 µS/cm	0.00 mg/L	10.28 NTU	146.7 mV	9.25 ft	300.00 ml/min

11/21/2022 12:03 PM	13:00	6.75 pH	66.64 °F	718.75 µS/cm	0.00 mg/L	4.90 NTU	128.3 mV	9.25 ft	300.00 ml/min
11/21/2022 12:04 PM	14:00	6.76 pH	66.62 °F	718.25 µS/cm	0.00 mg/L	3.21 NTU	116.6 mV	9.25 ft	300.00 ml/min

Samples

Sample ID:	Description:

Created using VuSitu from In-Situ, Inc.

Low-Flow Test Report:

Test Date / Time: 11/17/2022 3:27:24 PM
Project: HRID 4Q2022 MW-45S
Operator Name: Kilauren Driscoll

Location Name: HRID **Well Diameter: 2 in** **Casing Type: PVC Sch. 40** **Screen Length: 10 ft** **Top of Screen: 4.57 ft** **Total Depth: 14.57 ft** **Initial Depth to Water: 9.51 ft**	**Pump Type: Proactive SSHurricane Pro** **Tubing Type: Poly** **Pump Intake From TOC: 12 ft** **Estimated Total Volume Pumped: 6600 ml** **Flow Cell Volume: 130 ml** **Final Flow Rate: 300 ml/min** **Final Draw Down: 0 ft**	**Instrument Used: Aqua TROLL 600** **Serial Number: 651965**

Test Notes:
VOCs. Clear no odor slight surface sheen

Weather Conditions:
Overcast 30 degrees

Low-Flow Readings:

Date Time	Elapsed Time	pH	Temperature	Specific Conductivity	RDO Concentration	Turbidity	ORP	Depth to Water	Flow
		+/- 0.1	+/- 3 %	+/- 3 %	+/- 10 %	+/- 10 %	+/- 10		
11/17/2022 3:27 PM	00:00	6.63 pH	55.37 °F	543.68 µS/cm	7.46 mg/L	373.14 NTU	17.1 mV	9.51 ft	300.00 ml/min
11/17/2022 3:28 PM	01:00	6.51 pH	58.07 °F	577.42 µS/cm	3.89 mg/L	179.93 NTU	15.6 mV	9.51 ft	300.00 ml/min
11/17/2022 3:29 PM	02:00	6.63 pH	63.55 °F	548.37 µS/cm	2.84 mg/L	115.78 NTU	6.6 mV	9.51 ft	300.00 ml/min
11/17/2022 3:30 PM	03:00	6.87 pH	63.69 °F	555.33 µS/cm	2.80 mg/L	114.11 NTU	-7.2 mV	9.51 ft	300.00 ml/min
11/17/2022 3:31 PM	04:00	6.89 pH	62.81 °F	564.15 µS/cm	2.73 mg/L	73.67 NTU	-9.5 mV	9.51 ft	300.00 ml/min
11/17/2022 3:32 PM	05:00	6.82 pH	65.59 °F	551.17 µS/cm	2.58 mg/L	45.25 NTU	-6.3 mV	9.51 ft	300.00 ml/min
11/17/2022 3:33 PM	06:00	6.84 pH	65.87 °F	555.78 µS/cm	2.39 mg/L	16.69 NTU	-8.0 mV	9.51 ft	300.00 ml/min
11/17/2022 3:34 PM	07:00	6.84 pH	66.02 °F	556.87 µS/cm	2.22 mg/L	6.88 NTU	-7.9 mV	9.51 ft	300.00 ml/min
11/17/2022 3:35 PM	08:00	6.88 pH	65.36 °F	559.73 µS/cm	2.17 mg/L	5.38 NTU	-10.7 mV	9.51 ft	300.00 ml/min
11/17/2022 3:36 PM	09:00	6.86 pH	64.48 °F	566.55 µS/cm	2.24 mg/L	2.53 NTU	-9.7 mV	9.51 ft	300.00 ml/min
11/17/2022 3:37 PM	10:00	6.86 pH	64.52 °F	565.13 µS/cm	2.20 mg/L	2.14 NTU	-9.6 mV	9.51 ft	300.00 ml/min
11/17/2022 3:38 PM	11:00	6.87 pH	63.44 °F	573.56 µS/cm	2.24 mg/L	0.76 NTU	-10.5 mV	9.51 ft	300.00 ml/min
11/17/2022 3:39 PM	12:00	6.98 pH	62.69 °F	571.78 µS/cm	2.10 mg/L	0.52 NTU	-15.8 mV	9.51 ft	300.00 ml/min

11/17/2022 3:40 PM	13:00	6.90 pH	65.27 °F	555.55 µS/cm	2.20 mg/L	0.91 NTU	-11.6 mV	9.51 ft	300.00 ml/min
11/17/2022 3:41 PM	14:00	6.84 pH	64.92 °F	556.52 µS/cm	2.28 mg/L	0.52 NTU	-6.5 mV	9.51 ft	300.00 ml/min
11/17/2022 3:42 PM	15:00	6.83 pH	63.81 °F	573.40 µS/cm	2.39 mg/L	0.60 NTU	-6.3 mV	9.51 ft	300.00 ml/min
11/17/2022 3:43 PM	16:00	6.84 pH	66.11 °F	562.05 µS/cm	1.96 mg/L	0.27 NTU	-6.7 mV	9.51 ft	300.00 ml/min
11/17/2022 3:44 PM	17:00	6.85 pH	65.81 °F	563.89 µS/cm	1.92 mg/L	0.31 NTU	-6.4 mV	9.51 ft	300.00 ml/min
11/17/2022 3:45 PM	18:00	6.84 pH	64.96 °F	566.36 µS/cm	1.97 mg/L	0.20 NTU	-4.9 mV	9.51 ft	300.00 ml/min
11/17/2022 3:46 PM	19:00	6.84 pH	62.88 °F	570.15 µS/cm	2.03 mg/L	0.13 NTU	-4.5 mV	9.51 ft	300.00 ml/min
11/17/2022 3:47 PM	20:00	6.85 pH	63.89 °F	568.91 µS/cm	1.99 mg/L	0.11 NTU	-4.7 mV	9.51 ft	300.00 ml/min
11/17/2022 3:48 PM	21:00	6.84 pH	64.62 °F	566.87 µS/cm	1.95 mg/L	0.00 NTU	-3.2 mV	9.51 ft	300.00 ml/min
11/17/2022 3:49 PM	22:00	6.83 pH	65.64 °F	564.69 µS/cm	1.89 mg/L	0.00 NTU	-2.0 mV	9.51 ft	300.00 ml/min

Samples

Sample ID:	Description:

Low-Flow Test Report:

Test Date / Time: 11/22/2022 8:00:16 AM
Project: HRID 4Q2022 MW-46D
Operator Name: Kilauren Driscoll

Location Name: HRID **Well Diameter: 2 in** **Casing Type: PVC Sch. 40** **Screen Length: 10 ft** **Top of Screen: 90.5 ft** **Total Depth: 100.5 ft** **Initial Depth to Water: 10.21 ft**	**Pump Type: Proactive SSHurricane Pro** **Tubing Type: Poly** **Pump Intake From TOC: 55 ft** **Estimated Total Volume Pumped: 6600 ml** **Flow Cell Volume: 130 ml** **Final Flow Rate: 300 ml/min** **Final Draw Down: 10.31 ft**	**Instrument Used: Aqua TROLL 600** **Serial Number: 651965**

Test Notes:
VOCs. Clear sulfur like odor

Weather Conditions:
Clear skies 25 degrees

Low-Flow Readings:

Date Time	Elapsed Time	pH	Temperature	Specific Conductivity	RDO Concentration	Turbidity	ORP	Depth to Water	Flow
		+/- 0.1	+/- 3 %	+/- 3 %	+/- 10 %	+/- 10 %	+/- 10		
11/22/2022 8:00 AM	00:00	6.69 pH	57.64 °F	541.29 µS/cm	1.56 mg/L	11.97 NTU	316.4 mV	10.21 ft	300.00 ml/min
11/22/2022 8:01 AM	01:00	6.73 pH	61.08 °F	524.01 µS/cm	0.16 mg/L	1.82 NTU	312.9 mV	10.21 ft	300.00 ml/min
11/22/2022 8:02 AM	02:00	6.75 pH	61.38 °F	522.44 µS/cm	0.08 mg/L	1.09 NTU	309.9 mV	10.21 ft	300.00 ml/min
11/22/2022 8:03 AM	03:00	6.75 pH	61.31 °F	521.75 µS/cm	0.07 mg/L	0.81 NTU	307.5 mV	10.21 ft	300.00 ml/min
11/22/2022 8:04 AM	04:00	6.76 pH	61.37 °F	520.55 µS/cm	0.06 mg/L	1.06 NTU	305.5 mV	10.21 ft	300.00 ml/min
11/22/2022 8:05 AM	05:00	6.80 pH	61.71 °F	520.26 µS/cm	0.05 mg/L	1.07 NTU	298.2 mV	10.21 ft	300.00 ml/min
11/22/2022 8:06 AM	06:00	6.79 pH	61.62 °F	518.75 µS/cm	0.04 mg/L	0.89 NTU	274.6 mV	10.21 ft	300.00 ml/min
11/22/2022 8:07 AM	07:00	6.77 pH	61.31 °F	518.51 µS/cm	0.03 mg/L	1.15 NTU	237.8 mV	10.21 ft	300.00 ml/min
11/22/2022 8:08 AM	08:00	6.76 pH	61.26 °F	517.01 µS/cm	0.03 mg/L	1.35 NTU	238.2 mV	10.21 ft	300.00 ml/min
11/22/2022 8:09 AM	09:00	6.80 pH	61.19 °F	519.77 µS/cm	0.03 mg/L	1.11 NTU	118.9 mV	10.21 ft	300.00 ml/min
11/22/2022 8:10 AM	10:00	6.82 pH	61.22 °F	517.49 µS/cm	0.02 mg/L	1.28 NTU	115.3 mV	10.21 ft	300.00 ml/min
11/22/2022 8:11 AM	11:00	6.82 pH	60.61 °F	519.21 µS/cm	0.02 mg/L	1.72 NTU	96.7 mV	10.21 ft	300.00 ml/min
11/22/2022 8:12 AM	12:00	6.85 pH	59.78 °F	523.62 µS/cm	0.02 mg/L	1.52 NTU	61.1 mV	10.21 ft	300.00 ml/min

11/22/2022 8:13 AM	13:00	6.86 pH	58.65 °F	516.90 µS/cm	0.02 mg/L	1.58 NTU	23.1 mV	10.21 ft	300.00 ml/min
11/22/2022 8:14 AM	14:00	6.84 pH	60.94 °F	517.97 µS/cm	0.02 mg/L	1.87 NTU	13.4 mV	10.21 ft	300.00 ml/min
11/22/2022 8:15 AM	15:00	6.87 pH	61.01 °F	516.43 µS/cm	0.02 mg/L	1.48 NTU	5.3 mV	10.21 ft	300.00 ml/min
11/22/2022 8:16 AM	16:00	6.90 pH	60.94 °F	517.38 µS/cm	0.02 mg/L	1.43 NTU	16.4 mV	10.21 ft	300.00 ml/min
11/22/2022 8:17 AM	17:00	6.93 pH	60.87 °F	517.28 µS/cm	0.02 mg/L	1.80 NTU	-12.6 mV	10.21 ft	300.00 ml/min
11/22/2022 8:18 AM	18:00	6.88 pH	58.96 °F	521.94 µS/cm	0.01 mg/L	1.81 NTU	-6.9 mV	10.21 ft	300.00 ml/min
11/22/2022 8:19 AM	19:00	6.85 pH	58.98 °F	520.25 µS/cm	0.00 mg/L	1.98 NTU	0.4 mV	10.21 ft	300.00 ml/min
11/22/2022 8:20 AM	20:00	6.88 pH	59.06 °F	518.39 µS/cm	0.00 mg/L	1.73 NTU	-25.5 mV	10.21 ft	300.00 ml/min
11/22/2022 8:21 AM	21:00	6.87 pH	58.73 °F	517.48 µS/cm	0.00 mg/L	2.43 NTU	-31.6 mV	10.21 ft	300.00 ml/min
11/22/2022 8:22 AM	22:00	6.89 pH	58.70 °F	518.27 µS/cm	0.00 mg/L	2.13 NTU	-39.1 mV	10.21 ft	300.00 ml/min

Samples

Sample ID:	Description:

Low-Flow Test Report:

Test Date / Time: 11/22/2022 8:37:38 AM
Project: HRID 4Q2022 MW-46I
Operator Name: Kilauren Driscoll

Location Name: HRID **Well Diameter: 2 in** **Casing Type: PVC Sch. 40** **Screen Length: 10 ft** **Top of Screen: 46.89 ft** **Total Depth: 56.89 ft** **Initial Depth to Water: 10.31 ft**	**Pump Type: Proactive SSHurricane Pro** **Tubing Type: Poly** **Pump Intake From TOC: 33 ft** **Estimated Total Volume Pumped: 4500 ml** **Flow Cell Volume: 130 ml** **Final Flow Rate: 300 ml/min** **Final Draw Down: 10.4 ft**	**Instrument Used: Aqua TROLL 600** **Serial Number: 651965**

Test Notes:
VOCs. Clear sulfur like odor

Weather Conditions:
Sunny 23 degrees

Low-Flow Readings:

Date Time	Elapsed Time	pH	Temperature	Specific Conductivity	RDO Concentration	Turbidity	ORP	Depth to Water	Flow
		+/- 0.1	+/- 3 %	+/- 3 %	+/- 10 %	+/- 10 %	+/- 10		
11/22/2022 8:37 AM	00:00	6.52 pH	60.40 °F	560.39 µS/cm	1.07 mg/L	2.71 NTU	6.5 mV	10.31 ft	300.00 ml/min
11/22/2022 8:38 AM	01:00	6.55 pH	60.16 °F	559.00 µS/cm	0.10 mg/L	2.33 NTU	-33.4 mV	10.31 ft	300.00 ml/min
11/22/2022 8:39 AM	02:00	6.54 pH	58.68 °F	575.80 µS/cm	0.03 mg/L	1.94 NTU	-43.1 mV	10.31 ft	300.00 ml/min
11/22/2022 8:40 AM	03:00	6.53 pH	57.62 °F	580.98 µS/cm	0.01 mg/L	1.77 NTU	-47.2 mV	10.31 ft	300.00 ml/min
11/22/2022 8:41 AM	04:00	6.50 pH	57.92 °F	572.58 µS/cm	0.00 mg/L	1.95 NTU	-49.5 mV	10.31 ft	300.00 ml/min
11/22/2022 8:42 AM	05:00	6.53 pH	56.97 °F	580.87 µS/cm	0.00 mg/L	2.22 NTU	-54.1 mV	10.31 ft	300.00 ml/min
11/22/2022 8:43 AM	06:00	6.56 pH	56.12 °F	585.17 µS/cm	0.00 mg/L	2.09 NTU	-57.8 mV	10.31 ft	300.00 ml/min
11/22/2022 8:44 AM	07:00	6.54 pH	57.90 °F	604.58 µS/cm	0.00 mg/L	2.58 NTU	-59.0 mV	10.31 ft	300.00 ml/min
11/22/2022 8:45 AM	08:00	6.55 pH	57.51 °F	616.85 µS/cm	0.00 mg/L	2.32 NTU	-61.7 mV	10.31 ft	300.00 ml/min
11/22/2022 8:46 AM	09:00	6.58 pH	57.66 °F	609.85 µS/cm	0.00 mg/L	4.42 NTU	-64.8 mV	10.31 ft	300.00 ml/min
11/22/2022 8:47 AM	10:00	6.57 pH	57.37 °F	612.78 µS/cm	0.00 mg/L	4.25 NTU	-65.3 mV	10.31 ft	300.00 ml/min
11/22/2022 8:48 AM	11:00	6.58 pH	57.30 °F	612.49 µS/cm	0.00 mg/L	3.56 NTU	-67.0 mV	10.31 ft	300.00 ml/min
11/22/2022 8:49 AM	12:00	6.62 pH	57.01 °F	615.56 µS/cm	0.00 mg/L	2.69 NTU	-70.4 mV	10.31 ft	300.00 ml/min

11/22/2022 8:50 AM	13:00	6.60 pH	57.05 °F	609.91 µS/cm	0.00 mg/L	2.05 NTU	-70.0 mV	10.31 ft	300.00 ml/min
11/22/2022 8:51 AM	14:00	6.60 pH	58.50 °F	606.90 µS/cm	0.00 mg/L	1.89 NTU	-70.8 mV	10.31 ft	300.00 ml/min
11/22/2022 8:52 AM	15:00	6.58 pH	58.15 °F	607.74 µS/cm	0.00 mg/L	1.06 NTU	-70.6 mV	10.31 ft	300.00 ml/min

Samples

Sample ID:	Description:

Created using VuSitu from In-Situ, Inc.

Low-Flow Test Report:

Test Date / Time: 11/22/2022 9:04:10 AM
Project: HRID 4Q2022 MW-46S
Operator Name: Kilauren Driscoll

Location Name: HRID **Well Diameter: 2 in** **Casing Type: PVC Sch. 40** **Screen Length: 10 ft** **Top of Screen: 7.76 ft** **Total Depth: 17.76 ft** **Initial Depth to Water: 9.99 ft**	**Pump Type: Proactive SSHurricane Pro** **Tubing Type: Poly** **Pump Intake From TOC: 14 ft** **Estimated Total Volume Pumped: 4500 ml** **Flow Cell Volume: 130 ml** **Final Flow Rate: 300 ml/min** **Final Draw Down: 10.15 ft**	**Instrument Used: Aqua TROLL 600** **Serial Number: 651965**

Test Notes:
VOCs. Clear sulfur like odor

Weather Conditions:
Sunny 25 degrees

Low-Flow Readings:

Date Time	Elapsed Time	pH	Temperature	Specific Conductivity	RDO Concentration	Turbidity	ORP	Depth to Water	Flow
		+/- 0.1	+/- 3 %	+/- 3 %	+/- 10 %	+/- 10 %	+/- 10		
11/22/2022 9:04 AM	00:00	6.30 pH	63.56 °F	577.82 µS/cm	0.87 mg/L	271.12 NTU	-6.8 mV	9.99 ft	300.00 ml/min
11/22/2022 9:05 AM	01:00	6.33 pH	63.02 °F	577.58 µS/cm	0.09 mg/L	253.70 NTU	-6.5 mV	9.99 ft	300.00 ml/min
11/22/2022 9:06 AM	02:00	6.43 pH	62.32 °F	566.45 µS/cm	0.05 mg/L	197.43 NTU	-10.2 mV	9.99 ft	300.00 ml/min
11/22/2022 9:07 AM	03:00	6.31 pH	60.98 °F	594.53 µS/cm	0.05 mg/L	166.86 NTU	-1.7 mV	9.99 ft	300.00 ml/min
11/22/2022 9:08 AM	04:00	6.38 pH	60.84 °F	599.54 µS/cm	0.02 mg/L	214.07 NTU	-3.8 mV	9.99 ft	300.00 ml/min
11/22/2022 9:09 AM	05:00	6.37 pH	60.86 °F	591.45 µS/cm	0.01 mg/L	200.08 NTU	-1.1 mV	9.99 ft	300.00 ml/min
11/22/2022 9:10 AM	06:00	6.32 pH	60.04 °F	592.70 µS/cm	0.01 mg/L	155.87 NTU	3.5 mV	9.99 ft	300.00 ml/min
11/22/2022 9:11 AM	07:00	6.34 pH	60.27 °F	591.24 µS/cm	0.00 mg/L	121.08 NTU	3.7 mV	9.99 ft	300.00 ml/min
11/22/2022 9:12 AM	08:00	6.38 pH	61.03 °F	586.91 µS/cm	0.00 mg/L	97.83 NTU	3.3 mV	9.99 ft	300.00 ml/min
11/22/2022 9:13 AM	09:00	6.39 pH	60.33 °F	592.69 µS/cm	0.00 mg/L	81.02 NTU	4.5 mV	9.99 ft	300.00 ml/min
11/22/2022 9:14 AM	10:00	6.33 pH	61.48 °F	590.00 µS/cm	0.00 mg/L	68.89 NTU	9.1 mV	9.99 ft	300.00 ml/min
11/22/2022 9:15 AM	11:00	6.37 pH	60.85 °F	590.25 µS/cm	0.00 mg/L	54.57 NTU	8.3 mV	9.99 ft	300.00 ml/min
11/22/2022 9:16 AM	12:00	6.34 pH	61.53 °F	590.16 µS/cm	0.00 mg/L	47.07 NTU	10.7 mV	9.99 ft	300.00 ml/min

11/22/2022 9:17 AM	13:00	6.36 pH	61.44 °F	591.49 µS/cm	0.00 mg/L	54.99 NTU	11.0 mV	9.99 ft	300.00 ml/min
11/22/2022 9:18 AM	14:00	6.33 pH	60.75 °F	594.77 µS/cm	0.00 mg/L	58.33 NTU	13.7 mV	9.99 ft	300.00 ml/min
11/22/2022 9:19 AM	15:00	6.36 pH	61.69 °F	584.89 µS/cm	0.00 mg/L	51.03 NTU	12.7 mV	9.99 ft	300.00 ml/min

Samples

Sample ID:	Description:

Low-Flow Test Report:

Test Date / Time: 11/21/2022 3:27:37 PM
Project: HRID 4Q2022 MW-47D
Operator Name: Kilauren Driscoll

Location Name: HRID **Well Diameter: 2 in** **Casing Type: PVC Sch. 40** **Screen Length: 10 ft** **Top of Screen: 61.63 ft** **Total Depth: 71.63 ft** **Initial Depth to Water: 8.02 ft**	**Pump Type: Proactive SSHurricane Pro** **Tubing Type: Poly** **Pump Intake From TOC: 40 ft** **Estimated Total Volume Pumped: 4500 ml** **Flow Cell Volume: 130 ml** **Final Flow Rate: 300 ml/min** **Final Draw Down: 8.09 ft**	**Instrument Used: Aqua TROLL 600** **Serial Number: 651965**

Test Notes:
VOCs. Sulfur like odor slight surface sheen

Weather Conditions:
Sunny light breeze mid 40s

Low-Flow Readings:

Date Time	Elapsed Time	pH	Temperature	Specific Conductivity	RDO Concentration	Turbidity	ORP	Depth to Water	Flow
		+/- 0.1	+/- 3 %	+/- 3 %	+/- 10 %	+/- 10 %	+/- 10		
11/21/2022 3:27 PM	00:00	7.05 pH	60.44 °F	510.21 µS/cm	6.45 mg/L	0.97 NTU	-22.5 mV	8.02 ft	300.00 ml/min
11/21/2022 3:28 PM	01:00	6.80 pH	61.68 °F	496.28 µS/cm	0.46 mg/L	0.02 NTU	-66.9 mV	8.02 ft	300.00 ml/min
11/21/2022 3:29 PM	02:00	6.77 pH	61.07 °F	500.21 µS/cm	0.07 mg/L	0.08 NTU	-85.0 mV	8.02 ft	300.00 ml/min
11/21/2022 3:30 PM	03:00	6.75 pH	61.16 °F	502.06 µS/cm	0.01 mg/L	0.05 NTU	-86.0 mV	8.02 ft	300.00 ml/min
11/21/2022 3:31 PM	04:00	6.72 pH	60.29 °F	508.10 µS/cm	0.00 mg/L	0.09 NTU	-91.0 mV	8.02 ft	300.00 ml/min
11/21/2022 3:32 PM	05:00	6.71 pH	60.75 °F	515.13 µS/cm	0.00 mg/L	0.14 NTU	-93.8 mV	8.02 ft	300.00 ml/min
11/21/2022 3:33 PM	06:00	6.69 pH	62.20 °F	511.85 µS/cm	0.00 mg/L	0.25 NTU	-95.1 mV	8.02 ft	300.00 ml/min
11/21/2022 3:34 PM	07:00	6.64 pH	62.21 °F	518.55 µS/cm	0.00 mg/L	2.75 NTU	-94.1 mV	8.02 ft	300.00 ml/min
11/21/2022 3:35 PM	08:00	6.65 pH	62.72 °F	526.77 µS/cm	0.00 mg/L	17.63 NTU	-92.2 mV	8.02 ft	300.00 ml/min
11/21/2022 3:36 PM	09:00	6.68 pH	62.81 °F	528.36 µS/cm	0.00 mg/L	26.41 NTU	-92.1 mV	8.02 ft	300.00 ml/min
11/21/2022 3:37 PM	10:00	6.65 pH	62.75 °F	528.69 µS/cm	0.00 mg/L	26.27 NTU	-88.9 mV	8.02 ft	300.00 ml/min
11/21/2022 3:38 PM	11:00	6.64 pH	62.69 °F	528.80 µS/cm	0.00 mg/L	21.17 NTU	-87.7 mV	8.02 ft	300.00 ml/min
11/21/2022 3:39 PM	12:00	6.61 pH	62.62 °F	529.41 µS/cm	0.00 mg/L	16.48 NTU	-85.2 mV	8.02 ft	300.00 ml/min

11/21/2022 3:40 PM	13:00	6.66 pH	62.80 °F	528.74 µS/cm	0.00 mg/L	14.36 NTU	-86.6 mV	8.02 ft	300.00 ml/min
11/21/2022 3:41 PM	14:00	6.66 pH	62.68 °F	528.76 µS/cm	0.00 mg/L	11.26 NTU	-86.4 mV	8.02 ft	300.00 ml/min
11/21/2022 3:42 PM	15:00	6.65 pH	62.70 °F	528.86 µS/cm	0.00 mg/L	5.25 NTU	-85.6 mV	8.02 ft	300.00 ml/min

Samples

Sample ID:	Description:

Created using VuSitu from In-Situ, Inc.

Low-Flow Test Report:

Test Date / Time: 11/21/2022 2:52:18 PM
Project: HRID 4Q2022 MW-47I
Operator Name: Kilauren Driscoll

Location Name: HRID **Well Diameter: 2 in** **Casing Type: PVC Sch. 40** **Screen Length: 10 ft** **Top of Screen: 33.84 ft** **Total Depth: 43.84 ft** **Initial Depth to Water: 8.24 ft**	**Pump Type: Proactive SSHurricane Pro** **Tubing Type: Poly** **Pump Intake From TOC: 25 ft** **Estimated Total Volume Pumped: 6225 ml** **Flow Cell Volume: 130 ml** **Final Flow Rate: 300 ml/min** **Final Draw Down: 8.63 ft**	**Instrument Used: Aqua TROLL 600** **Serial Number: 651965**

Test Notes:
VOCs. Clear no odor

Weather Conditions:
Sunny light breeze mid 40s

Low-Flow Readings:

Date Time	Elapsed Time	pH	Temperature	Specific Conductivity	RDO Concentration	Turbidity	ORP	Depth to Water	Flow
		+/- 0.1	+/- 3 %	+/- 3 %	+/- 10 %	+/- 10 %	+/- 10		
11/21/2022 2:52 PM	00:00	6.74 pH	64.10 °F	550.58 µS/cm	1.23 mg/L	17.03 NTU	53.4 mV	8.24 ft	300.00 ml/min
11/21/2022 2:53 PM	01:00	6.67 pH	63.91 °F	549.02 µS/cm	0.88 mg/L	18.31 NTU	50.0 mV	8.24 ft	300.00 ml/min
11/21/2022 2:54 PM	02:00	6.64 pH	63.71 °F	548.60 µS/cm	0.77 mg/L	30.77 NTU	47.8 mV	8.24 ft	300.00 ml/min
11/21/2022 2:55 PM	03:00	6.65 pH	63.44 °F	548.43 µS/cm	0.71 mg/L	54.43 NTU	44.7 mV	8.24 ft	300.00 ml/min
11/21/2022 2:56 PM	04:00	6.62 pH	63.35 °F	547.76 µS/cm	0.59 mg/L	84.45 NTU	39.3 mV	8.24 ft	300.00 ml/min
11/21/2022 2:57 PM	05:00	6.55 pH	63.24 °F	553.56 µS/cm	0.31 mg/L	727.01 NTU	19.5 mV	8.24 ft	300.00 ml/min
11/21/2022 2:58 PM	06:00	6.54 pH	63.18 °F	555.04 µS/cm	0.05 mg/L	571.35 NTU	-11.2 mV	8.24 ft	300.00 ml/min
11/21/2022 2:59 PM	07:00	6.57 pH	63.19 °F	555.99 µS/cm	0.02 mg/L	367.18 NTU	-25.4 mV	8.24 ft	300.00 ml/min
11/21/2022 3:00 PM	08:00	6.59 pH	63.00 °F	557.17 µS/cm	0.00 mg/L	304.83 NTU	-31.0 mV	8.24 ft	300.00 ml/min
11/21/2022 3:01 PM	09:00	6.59 pH	63.18 °F	554.95 µS/cm	0.00 mg/L	250.19 NTU	-34.9 mV	8.24 ft	300.00 ml/min
11/21/2022 3:05 PM	12:45	6.62 pH	63.37 °F	551.78 µS/cm	0.00 mg/L	190.99 NTU	-43.6 mV	8.24 ft	300.00 ml/min
11/21/2022 3:06 PM	13:45	6.69 pH	62.95 °F	553.81 µS/cm	0.00 mg/L	188.25 NTU	-49.1 mV	8.24 ft	300.00 ml/min
11/21/2022 3:07 PM	14:45	6.72 pH	63.24 °F	551.11 µS/cm	0.00 mg/L	196.13 NTU	-50.3 mV	8.24 ft	300.00 ml/min

11/21/2022 3:08 PM	15:45	6.67 pH	63.13 °F	551.44 µS/cm	0.00 mg/L	146.50 NTU	-48.1 mV	8.24 ft	300.00 ml/min
11/21/2022 3:09 PM	16:45	6.71 pH	63.12 °F	551.32 µS/cm	0.00 mg/L	141.73 NTU	-50.7 mV	8.24 ft	300.00 ml/min
11/21/2022 3:10 PM	17:45	6.67 pH	62.76 °F	553.45 µS/cm	0.00 mg/L	123.09 NTU	-49.5 mV	8.24 ft	300.00 ml/min
11/21/2022 3:11 PM	18:45	6.68 pH	61.98 °F	558.18 µS/cm	0.00 mg/L	115.33 NTU	-50.7 mV	8.24 ft	300.00 ml/min
11/21/2022 3:12 PM	19:45	6.67 pH	61.21 °F	563.37 µS/cm	0.00 mg/L	91.11 NTU	-50.2 mV	8.24 ft	300.00 ml/min
11/21/2022 3:13 PM	20:45	6.65 pH	61.85 °F	558.14 µS/cm	0.00 mg/L	79.21 NTU	-50.1 mV	8.24 ft	300.00 ml/min

Samples

Sample ID:	Description:

Low-Flow Test Report:

Test Date / Time: 11/21/2022 3:55:41 PM
Project: HRID 4Q2022 MW-47S
Operator Name: Kilauren Driscoll

Location Name: HRID **Well Diameter: 2 in** **Casing Type: PVC Sch. 40** **Screen Length: 10 ft** **Top of Screen: 8.49 ft** **Total Depth: 18.49 ft** **Initial Depth to Water: 8.75 ft**	**Pump Type: Proactive SSHurricane Pro** **Tubing Type: Poly** **Pump Intake From TOC: 13 ft** **Estimated Total Volume Pumped: 4500 ml** **Flow Cell Volume: 130 ml** **Final Flow Rate: 300 ml/min** **Final Draw Down: 11.91 ft**	**Instrument Used: Aqua TROLL 600** **Serial Number: 651965**

Test Notes:
VOCs. Clear no odor

Weather Conditions:
Sunny light breeze mid 40s

Low-Flow Readings:

Date Time	Elapsed Time	pH	Temperature	Specific Conductivity	RDO Concentration	Turbidity	ORP	Depth to Water	Flow
		+/- 0.1	+/- 3 %	+/- 3 %	+/- 10 %	+/- 10 %	+/- 10		
11/21/2022 3:55 PM	00:00	6.48 pH	64.91 °F	663.70 µS/cm	0.35 mg/L	110.41 NTU	-25.8 mV	8.75 ft	300.00 ml/min
11/21/2022 3:56 PM	01:00	6.44 pH	64.83 °F	662.45 µS/cm	0.11 mg/L	53.45 NTU	-22.1 mV	8.75 ft	300.00 ml/min
11/21/2022 3:57 PM	02:00	6.40 pH	64.89 °F	661.01 µS/cm	0.05 mg/L	32.31 NTU	-21.6 mV	8.75 ft	300.00 ml/min
11/21/2022 3:58 PM	03:00	6.39 pH	64.89 °F	660.74 µS/cm	0.03 mg/L	16.34 NTU	-25.7 mV	8.75 ft	300.00 ml/min
11/21/2022 3:59 PM	04:00	6.39 pH	64.84 °F	660.96 µS/cm	0.02 mg/L	11.72 NTU	-29.6 mV	8.75 ft	300.00 ml/min
11/21/2022 4:00 PM	05:00	6.38 pH	64.77 °F	662.75 µS/cm	0.02 mg/L	9.95 NTU	-31.9 mV	8.75 ft	300.00 ml/min
11/21/2022 4:01 PM	06:00	6.45 pH	64.69 °F	669.46 µS/cm	0.00 mg/L	6.70 NTU	-38.3 mV	8.75 ft	300.00 ml/min
11/21/2022 4:02 PM	07:00	6.45 pH	64.54 °F	668.60 µS/cm	0.00 mg/L	5.40 NTU	-40.2 mV	8.75 ft	300.00 ml/min
11/21/2022 4:03 PM	08:00	6.52 pH	64.37 °F	673.16 µS/cm	0.01 mg/L	6.73 NTU	-44.5 mV	8.75 ft	300.00 ml/min
11/21/2022 4:04 PM	09:00	6.32 pH	65.00 °F	670.52 µS/cm	0.00 mg/L	13.72 NTU	-37.6 mV	8.75 ft	300.00 ml/min
11/21/2022 4:05 PM	10:00	6.33 pH	64.84 °F	672.05 µS/cm	0.00 mg/L	12.64 NTU	-42.3 mV	8.75 ft	300.00 ml/min
11/21/2022 4:06 PM	11:00	6.34 pH	64.45 °F	668.45 µS/cm	0.00 mg/L	6.05 NTU	-44.3 mV	8.75 ft	300.00 ml/min
11/21/2022 4:07 PM	12:00	6.31 pH	64.10 °F	661.25 µS/cm	0.00 mg/L	6.78 NTU	-42.8 mV	8.75 ft	300.00 ml/min

11/21/2022 4:08 PM	13:00	6.32 pH	63.28 °F	669.83 µS/cm	0.00 mg/L	22.41 NTU	-42.6 mV	8.75 ft	300.00 ml/min
11/21/2022 4:09 PM	14:00	6.33 pH	64.74 °F	655.91 µS/cm	0.00 mg/L	17.92 NTU	-43.2 mV	8.75 ft	300.00 ml/min
11/21/2022 4:10 PM	15:00	6.34 pH	64.54 °F	652.19 µS/cm	0.00 mg/L	16.60 NTU	-43.2 mV	8.75 ft	300.00 ml/min

Samples

Sample ID:	Description:

Low-Flow Test Report:

Test Date / Time: 11/21/2022 1:26:53 PM
Project: HRID 4Q2022 MW-48D
Operator Name: Kilauren Driscoll

Location Name: HRID **Well Diameter: 2 in** **Casing Type: PVC Sch. 40** **Screen Length: 10 ft** **Top of Screen: 49.15 ft** **Total Depth: 59.15 ft** **Initial Depth to Water: 8.32 ft**	**Pump Type: Proactive SSHurricane Pro** **Tubing Type: Poly** **Pump Intake From TOC: 33 ft** **Estimated Total Volume Pumped: 8100 ml** **Flow Cell Volume: 130 ml** **Final Flow Rate: 300 ml/min** **Final Draw Down: 0 ft**	**Instrument Used: Aqua TROLL 600** **Serial Number: 651965**

Test Notes:
VOCs. Slow recharge slight surface sheen no odor

Weather Conditions:
Sunny windy low 40s

Low-Flow Readings:

Date Time	Elapsed Time	pH	Temperature	Specific Conductivity	RDO Concentration	Turbidity	ORP	Depth to Water	Flow
		+/- 0.1	+/- 3 %	+/- 3 %	+/- 10 %	+/- 10 %	+/- 10		
11/21/2022 1:26 PM	00:00	7.11 pH	64.02 °F	494.85 µS/cm	5.42 mg/L	4.30 NTU	-1.5 mV	8.32 ft	300.00 ml/min
11/21/2022 1:27 PM	01:00	6.99 pH	62.69 °F	500.58 µS/cm	2.45 mg/L	13.65 NTU	-3.1 mV	8.32 ft	300.00 ml/min
11/21/2022 1:28 PM	02:00	7.08 pH	62.95 °F	500.06 µS/cm	2.25 mg/L	16.23 NTU	-9.5 mV	8.32 ft	300.00 ml/min
11/21/2022 1:29 PM	03:00	7.00 pH	63.41 °F	503.20 µS/cm	2.21 mg/L	16.90 NTU	-5.1 mV	8.32 ft	300.00 ml/min
11/21/2022 1:30 PM	04:00	7.09 pH	64.97 °F	495.87 µS/cm	2.16 mg/L	16.09 NTU	-9.0 mV	8.32 ft	300.00 ml/min
11/21/2022 1:31 PM	05:00	7.01 pH	65.14 °F	496.31 µS/cm	2.14 mg/L	10.56 NTU	-4.3 mV	8.32 ft	300.00 ml/min
11/21/2022 1:32 PM	06:00	6.95 pH	65.06 °F	495.07 µS/cm	2.13 mg/L	12.73 NTU	0.6 mV	8.32 ft	300.00 ml/min
11/21/2022 1:33 PM	07:00	6.95 pH	65.15 °F	495.49 µS/cm	2.14 mg/L	10.07 NTU	0.3 mV	8.32 ft	300.00 ml/min
11/21/2022 1:34 PM	08:00	7.00 pH	65.02 °F	494.65 µS/cm	2.13 mg/L	12.52 NTU	-1.1 mV	8.32 ft	300.00 ml/min
11/21/2022 1:35 PM	09:00	7.07 pH	65.15 °F	494.87 µS/cm	2.10 mg/L	8.89 NTU	-3.7 mV	8.32 ft	300.00 ml/min
11/21/2022 1:36 PM	10:00	6.98 pH	65.03 °F	493.87 µS/cm	2.09 mg/L	12.30 NTU	2.7 mV	8.32 ft	300.00 ml/min
11/21/2022 1:37 PM	11:00	6.94 pH	65.08 °F	494.01 µS/cm	2.09 mg/L	11.38 NTU	4.9 mV	8.32 ft	300.00 ml/min
11/21/2022 1:38 PM	12:00	6.99 pH	65.05 °F	493.23 µS/cm	2.05 mg/L	14.17 NTU	3.4 mV	8.32 ft	300.00 ml/min

11/21/2022 1:39 PM	13:00	6.98 pH	65.01 °F	492.87 µS/cm	2.02 mg/L	16.82 NTU	5.0 mV	8.32 ft	300.00 ml/min
11/21/2022 1:40 PM	14:00	6.96 pH	65.02 °F	493.25 µS/cm	1.92 mg/L	7.84 NTU	6.5 mV	8.32 ft	300.00 ml/min
11/21/2022 1:41 PM	15:00	6.99 pH	64.79 °F	493.01 µS/cm	1.77 mg/L	7.28 NTU	5.5 mV	8.32 ft	300.00 ml/min
11/21/2022 1:42 PM	16:00	7.00 pH	64.84 °F	495.01 µS/cm	1.67 mg/L	5.65 NTU	5.3 mV	8.32 ft	300.00 ml/min
11/21/2022 1:43 PM	17:00	6.95 pH	64.62 °F	499.85 µS/cm	1.45 mg/L	4.17 NTU	7.8 mV	8.32 ft	300.00 ml/min
11/21/2022 1:44 PM	18:00	6.92 pH	63.73 °F	509.04 µS/cm	1.33 mg/L	5.97 NTU	8.8 mV	8.32 ft	300.00 ml/min
11/21/2022 1:45 PM	19:00	6.89 pH	63.81 °F	526.81 µS/cm	0.91 mg/L	4.48 NTU	-2.7 mV	8.32 ft	300.00 ml/min
11/21/2022 1:46 PM	20:00	6.89 pH	64.60 °F	524.32 µS/cm	0.91 mg/L	5.30 NTU	-19.9 mV	8.32 ft	300.00 ml/min
11/21/2022 1:47 PM	21:00	6.89 pH	64.12 °F	535.88 µS/cm	0.59 mg/L	2.63 NTU	-30.8 mV	8.32 ft	300.00 ml/min
11/21/2022 1:48 PM	22:00	6.93 pH	63.26 °F	541.44 µS/cm	0.49 mg/L	2.76 NTU	-40.8 mV	8.32 ft	300.00 ml/min
11/21/2022 1:49 PM	23:00	6.88 pH	63.48 °F	541.99 µS/cm	0.45 mg/L	1.88 NTU	-43.1 mV	8.32 ft	300.00 ml/min
11/21/2022 1:50 PM	24:00	6.91 pH	63.37 °F	542.24 µS/cm	0.30 mg/L	1.74 NTU	-51.1 mV	8.32 ft	300.00 ml/min
11/21/2022 1:51 PM	25:00	6.89 pH	62.61 °F	539.17 µS/cm	0.53 mg/L	3.62 NTU	-52.2 mV	8.32 ft	300.00 ml/min
11/21/2022 1:52 PM	26:00	6.89 pH	62.57 °F	531.06 µS/cm	0.99 mg/L	5.37 NTU	-53.4 mV	8.32 ft	300.00 ml/min
11/21/2022 1:53 PM	27:00	6.94 pH	62.95 °F	521.09 µS/cm	1.24 mg/L	5.80 NTU	-57.0 mV	8.32 ft	300.00 ml/min

Samples

Sample ID:	Description:

Low-Flow Test Report:

Test Date / Time: 11/21/2022 2:12:05 PM
Project: HRID 4Q2022 MW-48S
Operator Name: Kilauren Driscoll

Location Name: HRID **Well Diameter: 2 in** **Casing Type: PVC Sch. 40** **Screen Length: 10 ft** **Top of Screen: 6.94 ft** **Total Depth: 16.94 ft** **Initial Depth to Water: 8.91 ft**	**Pump Type: Proactive SSHurricane Pro** **Tubing Type: Poly** **Pump Intake From TOC: 12.5 ft** **Estimated Total Volume Pumped: 3900 ml** **Flow Cell Volume: 130 ml** **Final Flow Rate: 300 ml/min** **Final Draw Down: 0 ft**	**Instrument Used: Aqua TROLL 600** **Serial Number: 651965**

Test Notes:
VOCs. Clear no odor

Weather Conditions:
Sunny low 40s

Low-Flow Readings:

Date Time	Elapsed Time	pH	Temperature	Specific Conductivity	RDO Concentration	Turbidity	ORP	Depth to Water	Flow
		+/- 0.1	+/- 3 %	+/- 3 %	+/- 10 %	+/- 10 %	+/- 10		
11/21/2022 2:12 PM	00:00	6.56 pH	64.86 °F	609.77 µS/cm	0.63 mg/L	276.95 NTU	13.5 mV	8.91 ft	300.00 ml/min
11/21/2022 2:13 PM	01:00	6.59 pH	65.65 °F	602.34 µS/cm	0.06 mg/L	230.72 NTU	-3.7 mV	8.91 ft	300.00 ml/min
11/21/2022 2:14 PM	02:00	6.55 pH	65.68 °F	592.63 µS/cm	0.02 mg/L	148.91 NTU	-3.3 mV	8.91 ft	300.00 ml/min
11/21/2022 2:15 PM	03:00	6.55 pH	65.83 °F	590.25 µS/cm	0.01 mg/L	122.42 NTU	-4.2 mV	8.91 ft	300.00 ml/min
11/21/2022 2:16 PM	04:00	6.51 pH	65.26 °F	599.69 µS/cm	0.01 mg/L	101.05 NTU	-2.2 mV	8.91 ft	300.00 ml/min
11/21/2022 2:17 PM	05:00	6.61 pH	65.97 °F	596.94 µS/cm	0.00 mg/L	112.00 NTU	-8.0 mV	8.91 ft	300.00 ml/min
11/21/2022 2:18 PM	06:00	6.46 pH	65.94 °F	598.57 µS/cm	0.00 mg/L	84.68 NTU	-0.9 mV	8.91 ft	300.00 ml/min
11/21/2022 2:19 PM	07:00	6.47 pH	65.90 °F	595.47 µS/cm	0.00 mg/L	38.53 NTU	-2.5 mV	8.91 ft	300.00 ml/min
11/21/2022 2:20 PM	08:00	6.49 pH	65.80 °F	595.84 µS/cm	0.00 mg/L	23.94 NTU	-2.7 mV	8.91 ft	300.00 ml/min
11/21/2022 2:21 PM	09:00	6.51 pH	66.59 °F	594.52 µS/cm	0.00 mg/L	8.56 NTU	-4.2 mV	8.91 ft	300.00 ml/min
11/21/2022 2:22 PM	10:00	6.47 pH	66.50 °F	594.85 µS/cm	0.00 mg/L	4.61 NTU	-2.1 mV	8.91 ft	300.00 ml/min
11/21/2022 2:23 PM	11:00	6.47 pH	66.45 °F	593.78 µS/cm	0.00 mg/L	4.14 NTU	-2.5 mV	8.91 ft	300.00 ml/min
11/21/2022 2:24 PM	12:00	6.47 pH	65.48 °F	599.88 µS/cm	0.00 mg/L	3.16 NTU	-2.2 mV	8.91 ft	300.00 ml/min

11/21/2022 2:25 PM	13:00	6.47 pH	65.32 °F	599.98 µS/cm	0.00 mg/L	2.09 NTU	-2.4 mV	8.91 ft	300.00 ml/min

Samples

Sample ID:	Description:

Created using VuSitu from In-Situ, Inc.

Low-Flow Test Report:

Test Date / Time: 11/21/2022 12:19:58 PM
Project: HRID 4Q2022 MW-49
Operator Name: Kilauren Driscoll

Location Name: HRID **Well Diameter: 2 in** **Casing Type: PVC Sch. 40** **Screen Length: 10 ft** **Top of Screen: 5 ft** **Total Depth: 15 ft** **Initial Depth to Water: 6.26 ft**	**Pump Type: Proactive SSHurricane Pro** **Tubing Type: Poly** **Pump Intake From TOC: 10 ft** **Estimated Total Volume Pumped: 6600 ml** **Flow Cell Volume: 130 ml** **Final Flow Rate: 300 ml/min** **Final Draw Down: 0 ft**	**Instrument Used: Aqua TROLL 600** **Serial Number: 651965**

Test Notes:
VOC. No odor, clear

Weather Conditions:
Sunny windy low 40s

Low-Flow Readings:

Date Time	Elapsed Time	pH	Temperature	Specific Conductivity	RDO Concentration	Turbidity	ORP	Depth to Water	Flow
		+/- 0.1	+/- 3 %	+/- 3 %	+/- 10 %	+/- 10 %	+/- 10		
11/21/2022 12:19 PM	00:00	6.95 pH	65.33 °F	558.79 µS/cm	3.75 mg/L	167.93 NTU	212.2 mV	6.26 ft	300.00 ml/min
11/21/2022 12:20 PM	01:00	6.75 pH	65.52 °F	562.82 µS/cm	0.45 mg/L	204.64 NTU	208.5 mV	6.26 ft	300.00 ml/min
11/21/2022 12:21 PM	02:00	6.70 pH	65.70 °F	562.76 µS/cm	0.24 mg/L	234.09 NTU	204.8 mV	6.26 ft	300.00 ml/min
11/21/2022 12:22 PM	03:00	6.70 pH	65.78 °F	564.43 µS/cm	0.18 mg/L	222.19 NTU	201.5 mV	6.26 ft	300.00 ml/min
11/21/2022 12:23 PM	04:00	6.68 pH	65.87 °F	567.13 µS/cm	0.15 mg/L	175.54 NTU	200.4 mV	6.26 ft	300.00 ml/min
11/21/2022 12:24 PM	05:00	6.69 pH	65.91 °F	562.98 µS/cm	0.12 mg/L	119.20 NTU	197.2 mV	6.26 ft	300.00 ml/min
11/21/2022 12:25 PM	06:00	6.72 pH	65.88 °F	564.05 µS/cm	0.10 mg/L	83.49 NTU	191.9 mV	6.26 ft	300.00 ml/min
11/21/2022 12:26 PM	07:00	6.69 pH	65.95 °F	568.65 µS/cm	0.08 mg/L	53.63 NTU	190.2 mV	6.26 ft	300.00 ml/min
11/21/2022 12:27 PM	08:00	6.71 pH	65.54 °F	565.44 µS/cm	0.12 mg/L	25.32 NTU	187.0 mV	6.26 ft	300.00 ml/min
11/21/2022 12:28 PM	09:00	6.68 pH	65.65 °F	568.97 µS/cm	0.14 mg/L	11.14 NTU	184.9 mV	6.26 ft	300.00 ml/min
11/21/2022 12:29 PM	10:00	6.73 pH	65.97 °F	563.93 µS/cm	0.11 mg/L	8.93 NTU	179.8 mV	6.26 ft	300.00 ml/min
11/21/2022 12:30 PM	11:00	6.78 pH	65.96 °F	559.69 µS/cm	0.07 mg/L	8.34 NTU	173.8 mV	6.26 ft	300.00 ml/min
11/21/2022 12:31 PM	12:00	6.79 pH	65.89 °F	560.95 µS/cm	0.10 mg/L	6.98 NTU	171.0 mV	6.26 ft	300.00 ml/min

11/21/2022 12:32 PM	13:00	6.72 pH	62.98 °F	561.54 µS/cm	0.14 mg/L	4.54 NTU	172.4 mV	6.26 ft	300.00 ml/min
11/21/2022 12:33 PM	14:00	6.69 pH	62.19 °F	564.91 µS/cm	0.13 mg/L	4.90 NTU	171.4 mV	6.26 ft	300.00 ml/min
11/21/2022 12:34 PM	15:00	6.72 pH	61.75 °F	559.51 µS/cm	0.15 mg/L	4.05 NTU	168.1 mV	6.26 ft	300.00 ml/min
11/21/2022 12:35 PM	16:00	6.64 pH	66.02 °F	565.58 µS/cm	0.12 mg/L	2.83 NTU	170.1 mV	6.26 ft	300.00 ml/min
11/21/2022 12:36 PM	17:00	6.67 pH	66.25 °F	562.12 µS/cm	0.07 mg/L	26.89 NTU	167.3 mV	6.26 ft	300.00 ml/min
11/21/2022 12:37 PM	18:00	6.68 pH	66.21 °F	560.14 µS/cm	0.04 mg/L	4.56 NTU	163.7 mV	6.26 ft	300.00 ml/min
11/21/2022 12:38 PM	19:00	6.65 pH	66.24 °F	561.80 µS/cm	0.04 mg/L	2.71 NTU	164.9 mV	6.26 ft	300.00 ml/min
11/21/2022 12:39 PM	20:00	6.71 pH	66.16 °F	561.86 µS/cm	0.07 mg/L	2.62 NTU	157.9 mV	6.26 ft	300.00 ml/min
11/21/2022 12:40 PM	21:00	6.68 pH	66.06 °F	567.10 µS/cm	0.08 mg/L	1.37 NTU	158.4 mV	6.26 ft	300.00 ml/min
11/21/2022 12:41 PM	22:00	6.72 pH	66.20 °F	563.25 µS/cm	0.08 mg/L	1.32 NTU	154.3 mV	6.26 ft	300.00 ml/min

Samples

Sample ID:	Description:

Low-Flow Test Report:

Test Date / Time: 11/21/2022 12:52:05 PM
Project: HRID 4Q2022 MW-49D
Operator Name: Kilauren Driscoll

Location Name: HRID **Well Diameter: 2 in** **Casing Type: PVC Sch. 40** **Screen Length: 10 ft** **Top of Screen: 18.77 ft** **Total Depth: 28.77 ft** **Initial Depth to Water: 5.92 ft**	**Pump Type: Proactive SSHurricane Pro** **Tubing Type: Poly** **Pump Intake From TOC: 17 ft** **Estimated Total Volume Pumped: 5100 ml** **Flow Cell Volume: 130 ml** **Final Flow Rate: 300 ml/min** **Final Draw Down: 0 ft**	**Instrument Used: Aqua TROLL 600** **Serial Number: 651965**

Test Notes:
VOCs. Clear no odor

Weather Conditions:
Sunny windy 42 degrees

Low-Flow Readings:

Date Time	Elapsed Time	pH	Temperature	Specific Conductivity	RDO Concentration	Turbidity	ORP	Depth to Water	Flow
		+/- 0.1	+/- 3 %	+/- 3 %	+/- 10 %	+/- 10 %	+/- 10		
11/21/2022 12:52 PM	00:00	7.22 pH	66.10 °F	311.68 µS/cm	4.48 mg/L	18.67 NTU	238.6 mV	5.92 ft	300.00 ml/min
11/21/2022 12:53 PM	01:00	7.29 pH	66.08 °F	384.94 µS/cm	0.18 mg/L	7.73 NTU	221.2 mV	5.92 ft	300.00 ml/min
11/21/2022 12:54 PM	02:00	7.28 pH	65.86 °F	401.04 µS/cm	0.03 mg/L	9.21 NTU	211.6 mV	5.92 ft	300.00 ml/min
11/21/2022 12:55 PM	03:00	7.19 pH	65.64 °F	408.21 µS/cm	0.01 mg/L	7.99 NTU	115.1 mV	5.92 ft	300.00 ml/min
11/21/2022 12:56 PM	04:00	7.20 pH	65.55 °F	413.53 µS/cm	0.00 mg/L	8.95 NTU	-0.8 mV	5.92 ft	300.00 ml/min
11/21/2022 12:57 PM	05:00	7.16 pH	65.37 °F	416.02 µS/cm	0.00 mg/L	8.90 NTU	-44.1 mV	5.92 ft	300.00 ml/min
11/21/2022 12:58 PM	06:00	7.23 pH	65.31 °F	417.21 µS/cm	0.00 mg/L	14.44 NTU	-69.1 mV	5.92 ft	300.00 ml/min
11/21/2022 12:59 PM	07:00	7.30 pH	65.15 °F	417.58 µS/cm	0.00 mg/L	16.39 NTU	-83.8 mV	5.92 ft	300.00 ml/min
11/21/2022 1:00 PM	08:00	7.28 pH	65.01 °F	416.48 µS/cm	0.00 mg/L	13.81 NTU	-89.5 mV	5.92 ft	300.00 ml/min
11/21/2022 1:01 PM	09:00	7.27 pH	64.86 °F	416.90 µS/cm	0.00 mg/L	16.51 NTU	-94.1 mV	5.92 ft	300.00 ml/min
11/21/2022 1:02 PM	10:00	7.30 pH	64.93 °F	417.27 µS/cm	0.00 mg/L	9.68 NTU	-99.7 mV	5.92 ft	300.00 ml/min
11/21/2022 1:03 PM	11:00	7.25 pH	64.94 °F	416.02 µS/cm	0.00 mg/L	7.61 NTU	-99.2 mV	5.92 ft	300.00 ml/min
11/21/2022 1:04 PM	12:00	7.36 pH	64.86 °F	413.08 µS/cm	0.00 mg/L	7.15 NTU	-108.2 mV	5.92 ft	300.00 ml/min

11/21/2022 1:05 PM	13:00	7.30 pH	64.81 °F	411.92 µS/cm	0.00 mg/L	2.55 NTU	-105.8 mV	5.92 ft	300.00 ml/min
11/21/2022 1:06 PM	14:00	7.28 pH	64.68 °F	416.22 µS/cm	0.00 mg/L	2.77 NTU	-106.7 mV	5.92 ft	300.00 ml/min
11/21/2022 1:07 PM	15:00	7.28 pH	64.68 °F	415.05 µS/cm	0.00 mg/L	1.89 NTU	-108.4 mV	5.92 ft	300.00 ml/min
11/21/2022 1:08 PM	16:00	7.28 pH	64.63 °F	415.62 µS/cm	0.00 mg/L	1.00 NTU	-110.2 mV	5.92 ft	300.00 ml/min
11/21/2022 1:09 PM	17:00	7.23 pH	64.73 °F	416.03 µS/cm	0.00 mg/L	0.63 NTU	-111.0 mV	5.92 ft	300.00 ml/min

Samples

Sample ID:	Description:

Low-Flow Test Report:

Test Date / Time: 11/16/2022 3:09:55 PM
Project: HRID 4Q2022 MW-50D
Operator Name: Kilauren Driscoll

Location Name: HRID **Well Diameter: 2 in** **Casing Type: PVC Sch. 40** **Screen Length: 10 ft** **Top of Screen: 12.68 ft** **Total Depth: 22.68 ft** **Initial Depth to Water: 4.07 ft**	**Pump Type: Proactive SSHurricane Pro** **Tubing Type: Poly** **Pump Intake From TOC: 13 ft** **Estimated Total Volume Pumped: 7800 ml** **Flow Cell Volume: 130 ml** **Final Flow Rate: 300 ml/min** **Final Draw Down: 4.19 ft**	**Instrument Used: Aqua TROLL 600** **Serial Number: 651965**

Test Notes:
VOCs. Clear no odor

Weather Conditions:
Overcast low 30s. Snow flurries

Low-Flow Readings:

Date Time	Elapsed Time	pH	Temperature	Specific Conductivity	RDO Concentration	Turbidity	ORP	Depth to Water	Flow
		+/- 0.1	+/- 3 %	+/- 3 %	+/- 10 %	+/- 10 %	+/- 10		
11/16/2022 3:09 PM	00:00	7.08 pH	62.11 °F	542.07 µS/cm	5.80 mg/L	42.03 NTU	10.7 mV	4.07 ft	300.00 ml/min
11/16/2022 3:10 PM	01:00	6.92 pH	63.40 °F	561.80 µS/cm	2.10 mg/L	93.02 NTU	-27.0 mV	4.07 ft	300.00 ml/min
11/16/2022 3:11 PM	02:00	6.93 pH	63.72 °F	567.49 µS/cm	0.52 mg/L	204.94 NTU	-43.1 mV	4.07 ft	300.00 ml/min
11/16/2022 3:12 PM	03:00	7.00 pH	63.77 °F	567.30 µS/cm	0.14 mg/L	312.31 NTU	-52.5 mV	4.07 ft	300.00 ml/min
11/16/2022 3:13 PM	04:00	7.02 pH	63.85 °F	565.51 µS/cm	0.05 mg/L	489.65 NTU	-57.1 mV	4.07 ft	300.00 ml/min
11/16/2022 3:14 PM	05:00	7.03 pH	63.95 °F	563.72 µS/cm	0.01 mg/L	813.48 NTU	-59.6 mV	4.07 ft	300.00 ml/min
11/16/2022 3:15 PM	06:00	7.05 pH	64.01 °F	562.70 µS/cm	0.00 mg/L	982.74 NTU	-61.9 mV	4.07 ft	300.00 ml/min
11/16/2022 3:16 PM	07:00	7.03 pH	63.73 °F	560.86 µS/cm	0.00 mg/L	775.00 NTU	-61.6 mV	4.07 ft	300.00 ml/min
11/16/2022 3:17 PM	08:00	7.01 pH	63.54 °F	559.99 µS/cm	0.00 mg/L	580.05 NTU	-61.3 mV	4.07 ft	300.00 ml/min
11/16/2022 3:18 PM	09:00	7.01 pH	63.79 °F	561.02 µS/cm	0.00 mg/L	450.74 NTU	-61.8 mV	4.07 ft	300.00 ml/min
11/16/2022 3:19 PM	10:00	7.01 pH	63.82 °F	560.36 µS/cm	0.00 mg/L	344.41 NTU	-62.5 mV	4.07 ft	300.00 ml/min
11/16/2022 3:20 PM	11:00	7.00 pH	71.34 °F	512.19 µS/cm	0.00 mg/L	241.85 NTU	-61.7 mV	4.07 ft	300.00 ml/min
11/16/2022 3:21 PM	12:00	7.00 pH	70.82 °F	511.71 µS/cm	0.00 mg/L	197.41 NTU	-62.5 mV	4.07 ft	300.00 ml/min

11/16/2022 3:22 PM	13:00	6.98 pH	71.84 °F	506.79 µS/cm	0.00 mg/L	160.30 NTU	-61.6 mV	4.07 ft	300.00 ml/min
11/16/2022 3:23 PM	14:00	6.97 pH	83.50 °F	450.30 µS/cm	0.00 mg/L	143.18 NTU	-61.1 mV	4.07 ft	300.00 ml/min
11/16/2022 3:24 PM	15:00	7.04 pH	75.23 °F	488.24 µS/cm	0.00 mg/L	143.63 NTU	-65.3 mV	4.07 ft	300.00 ml/min
11/16/2022 3:25 PM	16:00	6.98 pH	80.84 °F	567.09 µS/cm	0.00 mg/L	100.96 NTU	-62.4 mV	4.07 ft	300.00 ml/min
11/16/2022 3:26 PM	17:00	6.96 pH	68.65 °F	527.04 µS/cm	0.00 mg/L	91.83 NTU	-61.6 mV	4.07 ft	300.00 ml/min
11/16/2022 3:27 PM	18:00	6.94 pH	88.53 °F	428.15 µS/cm	0.00 mg/L	73.84 NTU	-60.2 mV	4.07 ft	300.00 ml/min
11/16/2022 3:28 PM	19:00	7.03 pH	89.46 °F	580.31 µS/cm	0.00 mg/L	62.21 NTU	-65.6 mV	4.07 ft	300.00 ml/min
11/16/2022 3:29 PM	20:00	6.94 pH	86.36 °F	434.23 µS/cm	0.00 mg/L	57.29 NTU	-60.4 mV	4.07 ft	300.00 ml/min
11/16/2022 3:30 PM	21:00	6.91 pH	104.27 °F	644.40 µS/cm	0.00 mg/L	65.18 NTU	-58.8 mV	4.07 ft	300.00 ml/min
11/16/2022 3:31 PM	22:00	6.95 pH	103.85 °F	636.45 µS/cm	0.26 mg/L	40.68 NTU	-60.2 mV	4.07 ft	300.00 ml/min
11/16/2022 3:32 PM	23:00	6.94 pH	64.20 °F	558.66 µS/cm	0.05 mg/L	28.28 NTU	-62.3 mV	4.07 ft	300.00 ml/min
11/16/2022 3:33 PM	24:00	6.95 pH	64.13 °F	558.46 µS/cm	0.00 mg/L	33.75 NTU	-63.0 mV	4.07 ft	300.00 ml/min
11/16/2022 3:34 PM	25:00	6.94 pH	64.17 °F	558.37 µS/cm	0.00 mg/L	44.84 NTU	-63.3 mV	4.07 ft	300.00 ml/min
11/16/2022 3:35 PM	26:00	6.94 pH	64.15 °F	558.85 µS/cm	0.00 mg/L	59.33 NTU	-63.1 mV	4.07 ft	300.00 ml/min

Samples

Sample ID:	Description:

Low-Flow Test Report:

Test Date / Time: 11/16/2022 1:44:40 PM
Project: HRID 4Q2022 MW-50S
Operator Name: Kilauren Driscoll

Location Name: HRID **Well Diameter: 2 in** **Casing Type: PVC Sch. 40** **Screen Length: 10 ft** **Top of Screen: 9.68 ft** **Total Depth: 19.68 ft** **Initial Depth to Water: 4.29 ft**	**Pump Type: Proactive SSHurricane Pro** **Tubing Type: Poly** **Pump Intake From TOC: 12 ft** **Estimated Total Volume Pumped: 19200 ml** **Flow Cell Volume: 130 ml** **Final Flow Rate: 300 ml/min** **Final Draw Down: 7.23 ft**	**Instrument Used: Aqua TROLL 600** **Serial Number: 651965**

Test Notes:
VOCs. Sheen on water surface. No odor

Weather Conditions:
Overcast 32 degrees light snow

Low-Flow Readings:

Date Time	Elapsed Time	pH	Temperature	Specific Conductivity	RDO Concentration	Turbidity	ORP	Depth to Water	Flow
		+/- 0.1	+/- 3 %	+/- 3 %	+/- 10 %	+/- 10 %	+/- 10		
11/16/2022 1:44 PM	00:00	7.22 pH	63.52 °F	542.16 µS/cm	2.09 mg/L	56.89 NTU	-60.3 mV	4.29 ft	300.00 ml/min
11/16/2022 1:45 PM	01:00	7.11 pH	63.39 °F	496.18 µS/cm	3.89 mg/L	46.89 NTU	-44.2 mV	4.29 ft	300.00 ml/min
11/16/2022 1:46 PM	02:00	7.07 pH	63.30 °F	512.24 µS/cm	3.65 mg/L	46.85 NTU	-44.6 mV	4.29 ft	300.00 ml/min
11/16/2022 1:47 PM	03:00	7.06 pH	63.28 °F	536.05 µS/cm	2.42 mg/L	52.46 NTU	-51.1 mV	4.29 ft	300.00 ml/min
11/16/2022 1:48 PM	04:00	7.08 pH	63.29 °F	546.12 µS/cm	1.72 mg/L	85.89 NTU	-54.2 mV	4.29 ft	300.00 ml/min
11/16/2022 1:49 PM	05:00	7.04 pH	64.00 °F	572.88 µS/cm	0.89 mg/L	189.31 NTU	-55.3 mV	4.29 ft	300.00 ml/min
11/16/2022 1:50 PM	06:00	7.08 pH	64.02 °F	536.06 µS/cm	1.81 mg/L	153.87 NTU	-53.0 mV	4.29 ft	300.00 ml/min
11/16/2022 1:51 PM	07:00	7.06 pH	64.17 °F	544.57 µS/cm	1.99 mg/L	277.83 NTU	-50.9 mV	4.29 ft	300.00 ml/min
11/16/2022 1:52 PM	08:00	7.10 pH	64.13 °F	513.25 µS/cm	3.37 mg/L	454.37 NTU	-46.2 mV	4.29 ft	300.00 ml/min
11/16/2022 1:53 PM	09:00	7.09 pH	63.78 °F	513.47 µS/cm	3.01 mg/L	619.35 NTU	-46.5 mV	4.29 ft	300.00 ml/min
11/16/2022 1:54 PM	10:00	7.04 pH	64.01 °F	546.09 µS/cm	1.48 mg/L	834.74 NTU	-51.3 mV	4.29 ft	300.00 ml/min
11/16/2022 1:55 PM	11:00	7.04 pH	64.28 °F	532.14 µS/cm	1.60 mg/L	601.11 NTU	-51.0 mV	4.29 ft	300.00 ml/min
11/16/2022 1:56 PM	12:00	7.05 pH	64.13 °F	513.84 µS/cm	2.61 mg/L	624.86 NTU	-47.3 mV	4.29 ft	300.00 ml/min

11/16/2022 1:57 PM	13:00	7.17 pH	63.81 °F	525.42 µS/cm	1.94 mg/L	596.88 NTU	-55.4 mV	4.29 ft	300.00 ml/min
11/16/2022 1:58 PM	14:00	7.00 pH	64.34 °F	555.40 µS/cm	0.86 mg/L	1,978.9 NTU	-51.8 mV	4.29 ft	300.00 ml/min
11/16/2022 1:59 PM	15:00	6.98 pH	64.07 °F	557.23 µS/cm	0.50 mg/L	2,147.3 NTU	-52.8 mV	4.29 ft	300.00 ml/min
11/16/2022 2:00 PM	16:00	6.93 pH	64.28 °F	565.60 µS/cm	0.65 mg/L	2,386.8 NTU	-51.2 mV	4.29 ft	300.00 ml/min
11/16/2022 2:01 PM	17:00	6.98 pH	64.64 °F	567.18 µS/cm	0.47 mg/L	2,776.2 NTU	-55.9 mV	4.29 ft	300.00 ml/min
11/16/2022 2:02 PM	18:00	6.97 pH	64.11 °F	565.74 µS/cm	0.16 mg/L	2,792.3 NTU	-56.6 mV	4.29 ft	300.00 ml/min
11/16/2022 2:03 PM	19:00	6.96 pH	64.10 °F	584.95 µS/cm	2.43 mg/L	3,011.9 NTU	-54.1 mV	4.29 ft	300.00 ml/min
11/16/2022 2:04 PM	20:00	6.94 pH	64.18 °F	583.62 µS/cm	0.08 mg/L	2,858.6 NTU	-56.3 mV	4.29 ft	300.00 ml/min
11/16/2022 2:05 PM	21:00	6.94 pH	63.84 °F	572.77 µS/cm	4.42 mg/L	2,942.0 NTU	-51.5 mV	4.29 ft	300.00 ml/min
11/16/2022 2:06 PM	22:00	7.04 pH	63.44 °F	558.61 µS/cm	4.28 mg/L	2,813.3 NTU	-54.9 mV	4.29 ft	300.00 ml/min
11/16/2022 2:07 PM	23:00	6.95 pH	63.77 °F	558.35 µS/cm	2.61 mg/L	2,313.8 NTU	-52.8 mV	4.29 ft	300.00 ml/min
11/16/2022 2:08 PM	24:00	6.89 pH	67.03 °F	559.89 µS/cm	6.81 mg/L	2,187.4 NTU	-45.3 mV	4.29 ft	300.00 ml/min
11/16/2022 2:09 PM	25:00	6.95 pH	63.46 °F	580.56 µS/cm	4.63 mg/L	2,110.9 NTU	-50.6 mV	4.29 ft	300.00 ml/min
11/16/2022 2:10 PM	26:00	6.93 pH	63.01 °F	577.98 µS/cm	8.54 mg/L	1,957.3 NTU	-44.3 mV	4.29 ft	300.00 ml/min
11/16/2022 2:11 PM	27:00	6.91 pH	63.75 °F	572.72 µS/cm	4.66 mg/L	1,596.8 NTU	-47.7 mV	4.29 ft	300.00 ml/min
11/16/2022 2:12 PM	28:00	6.91 pH	63.54 °F	563.40 µS/cm	7.17 mg/L	1,491.8 NTU	-45.2 mV	4.29 ft	300.00 ml/min
11/16/2022 2:13 PM	29:00	6.91 pH	63.51 °F	580.34 µS/cm	7.17 mg/L	1,449.3 NTU	-45.8 mV	4.29 ft	300.00 ml/min
11/16/2022 2:14 PM	30:00	6.90 pH	63.83 °F	581.21 µS/cm	4.21 mg/L	1,209.7 NTU	-48.3 mV	4.29 ft	300.00 ml/min
11/16/2022 2:15 PM	31:00	7.29 pH	63.23 °F	1.58 µS/cm	9.17 mg/L	1,474.7 NTU	-53.2 mV	4.29 ft	300.00 ml/min
11/16/2022 2:16 PM	32:00	7.36 pH	62.40 °F	1.51 µS/cm	9.56 mg/L	1,225.4 NTU	-48.8 mV	4.29 ft	300.00 ml/min
11/16/2022 2:17 PM	33:00	7.38 pH	61.80 °F	1.25 µS/cm	9.63 mg/L	1,116.6 NTU	-43.0 mV	4.29 ft	300.00 ml/min
11/16/2022 2:18 PM	34:00	7.38 pH	61.26 °F	0.96 µS/cm	9.72 mg/L	1,059.3 NTU	-36.8 mV	4.29 ft	300.00 ml/min
11/16/2022 2:19 PM	35:00	7.38 pH	60.75 °F	0.80 µS/cm	9.77 mg/L	1,390.8 NTU	-31.6 mV	4.29 ft	300.00 ml/min
11/16/2022 2:20 PM	36:00	7.39 pH	60.30 °F	0.67 µS/cm	9.82 mg/L	655.52 NTU	-27.1 mV	4.29 ft	300.00 ml/min
11/16/2022 2:21 PM	37:00	6.77 pH	62.65 °F	580.04 µS/cm	4.53 mg/L	799.70 NTU	-27.7 mV	4.29 ft	300.00 ml/min
11/16/2022 2:22 PM	38:00	6.75 pH	63.64 °F	579.07 µS/cm	2.87 mg/L	801.69 NTU	-37.6 mV	4.29 ft	300.00 ml/min
11/16/2022 2:23 PM	39:00	6.85 pH	63.52 °F	574.00 µS/cm	4.81 mg/L	735.62 NTU	-43.7 mV	4.29 ft	300.00 ml/min
11/16/2022 2:24 PM	40:00	7.19 pH	62.81 °F	1.72 µS/cm	9.17 mg/L	1,138.0 NTU	-50.8 mV	4.29 ft	300.00 ml/min
11/16/2022 2:25 PM	41:00	7.29 pH	61.77 °F	1.12 µS/cm	9.66 mg/L	808.40 NTU	-48.5 mV	4.29 ft	300.00 ml/min

11/16/2022 2:26 PM	42:00	7.33 pH	61.18 °F	1.04 µS/cm	9.74 mg/L	737.13 NTU	-42.9 mV	4.29 ft	300.00 ml/min
11/16/2022 2:27 PM	43:00	7.35 pH	60.76 °F	0.91 µS/cm	9.78 mg/L	712.83 NTU	-36.7 mV	4.29 ft	300.00 ml/min
11/16/2022 2:28 PM	44:00	7.36 pH	60.51 °F	0.78 µS/cm	9.80 mg/L	694.31 NTU	-31.0 mV	4.29 ft	300.00 ml/min
11/16/2022 2:29 PM	45:00	6.74 pH	63.63 °F	578.89 µS/cm	2.27 mg/L	589.30 NTU	-33.3 mV	4.29 ft	300.00 ml/min
11/16/2022 2:30 PM	46:00	6.83 pH	63.78 °F	577.57 µS/cm	1.72 mg/L	628.58 NTU	-46.0 mV	4.29 ft	300.00 ml/min
11/16/2022 2:31 PM	47:00	6.92 pH	62.42 °F	531.23 µS/cm	9.03 mg/L	535.03 NTU	-45.3 mV	4.29 ft	300.00 ml/min
11/16/2022 2:32 PM	48:00	7.00 pH	63.23 °F	577.04 µS/cm	1.24 mg/L	383.50 NTU	-56.7 mV	4.29 ft	300.00 ml/min
11/16/2022 2:33 PM	49:00	7.01 pH	63.02 °F	0.86 µS/cm	8.83 mg/L	444.01 NTU	-47.0 mV	4.29 ft	300.00 ml/min
11/16/2022 2:34 PM	50:00	6.94 pH	63.24 °F	575.06 µS/cm	6.42 mg/L	471.96 NTU	-50.5 mV	4.29 ft	300.00 ml/min
11/16/2022 2:35 PM	51:00	6.90 pH	63.98 °F	570.64 µS/cm	3.79 mg/L	374.76 NTU	-51.2 mV	4.29 ft	300.00 ml/min
11/16/2022 2:36 PM	52:00	7.00 pH	63.44 °F	573.66 µS/cm	2.86 mg/L	416.92 NTU	-56.9 mV	4.29 ft	300.00 ml/min
11/16/2022 2:37 PM	53:00	6.95 pH	63.75 °F	574.87 µS/cm	0.35 mg/L	384.40 NTU	-55.9 mV	4.29 ft	300.00 ml/min
11/16/2022 2:38 PM	54:00	6.95 pH	64.02 °F	574.74 µS/cm	0.12 mg/L	270.48 NTU	-57.1 mV	4.29 ft	300.00 ml/min
11/16/2022 2:39 PM	55:00	6.93 pH	64.01 °F	574.44 µS/cm	0.08 mg/L	303.32 NTU	-57.0 mV	4.29 ft	300.00 ml/min
11/16/2022 2:40 PM	56:00	6.93 pH	63.99 °F	574.11 µS/cm	0.06 mg/L	250.20 NTU	-58.0 mV	4.29 ft	300.00 ml/min
11/16/2022 2:41 PM	57:00	6.98 pH	63.86 °F	573.22 µS/cm	0.05 mg/L	244.66 NTU	-60.9 mV	4.29 ft	300.00 ml/min
11/16/2022 2:42 PM	58:00	6.95 pH	63.89 °F	573.55 µS/cm	0.03 mg/L	180.58 NTU	-59.8 mV	4.29 ft	300.00 ml/min
11/16/2022 2:43 PM	59:00	6.93 pH	63.93 °F	573.32 µS/cm	0.02 mg/L	158.51 NTU	-59.4 mV	4.29 ft	300.00 ml/min
11/16/2022 2:44 PM	01:00:00	6.91 pH	63.87 °F	572.92 µS/cm	0.01 mg/L	169.49 NTU	-58.7 mV	4.29 ft	300.00 ml/min
11/16/2022 2:45 PM	01:01:00	6.91 pH	63.90 °F	573.04 µS/cm	0.01 mg/L	174.30 NTU	-59.3 mV	4.29 ft	300.00 ml/min
11/16/2022 2:46 PM	01:02:00	6.96 pH	63.90 °F	572.42 µS/cm	0.00 mg/L	152.79 NTU	-62.3 mV	4.29 ft	300.00 ml/min
11/16/2022 2:47 PM	01:03:00	6.94 pH	63.83 °F	572.09 µS/cm	0.00 mg/L	126.57 NTU	-61.8 mV	4.29 ft	300.00 ml/min
11/16/2022 2:48 PM	01:04:00	6.92 pH	63.93 °F	572.52 µS/cm	0.00 mg/L	126.24 NTU	-60.7 mV	4.29 ft	300.00 ml/min

Samples

Sample ID:	Description:

Low-Flow Test Report:

Test Date / Time: 11/16/2022 11:49:16 AM
Project: HRID 4Q2022 MW-51
Operator Name: Kilauren Driscoll

Location Name: HRID **Well Diameter: 2 in** **Casing Type: PVC Sch. 40** **Screen Length: 10 ft** **Top of Screen: 12.26 ft** **Total Depth: 22.26 ft** **Initial Depth to Water: 7.41 ft**	**Pump Type: Proactive SSHurricane Pro** **Tubing Type: Poly** **Pump Intake From TOC: 15 ft** **Estimated Total Volume Pumped: 26700 ml** **Flow Cell Volume: 130 ml** **Final Flow Rate: 300 ml/min** **Final Draw Down: 12.84 ft**	**Instrument Used: Aqua TROLL 600** **Serial Number: 651965**

Test Notes:
VOCs. Slow recharge. High turbidity.

Weather Conditions:
Overcast snowing

Low-Flow Readings:

Date Time	Elapsed Time	pH	Temperature	Specific Conductivity	RDO Concentration	Turbidity	ORP	Depth to Water	Flow
		+/- 0.1	+/- 3 %	+/- 3 %	+/- 10 %	+/- 10 %	+/- 10		
11/16/2022 11:49 AM	00:00	7.18 pH	74.55 °F	684.06 µS/cm	2.78 mg/L	417.01 NTU	43.3 mV	7.41 ft	300.00 ml/min
11/16/2022 11:50 AM	01:00	7.03 pH	76.01 °F	581.53 µS/cm	0.83 mg/L	425.44 NTU	29.9 mV	7.41 ft	300.00 ml/min
11/16/2022 11:51 AM	02:00	7.00 pH	78.09 °F	695.87 µS/cm	0.81 mg/L	502.31 NTU	20.3 mV	7.41 ft	300.00 ml/min
11/16/2022 11:52 AM	03:00	7.02 pH	78.11 °F	703.69 µS/cm	1.38 mg/L	509.40 NTU	16.7 mV	7.41 ft	300.00 ml/min
11/16/2022 11:53 AM	04:00	7.08 pH	77.70 °F	696.00 µS/cm	1.94 mg/L	647.09 NTU	12.2 mV	7.41 ft	300.00 ml/min
11/16/2022 11:54 AM	05:00	7.06 pH	85.00 °F	624.26 µS/cm	2.18 mg/L	1,111.5 NTU	12.7 mV	7.41 ft	300.00 ml/min
11/16/2022 11:55 AM	06:00	7.06 pH	78.50 °F	661.47 µS/cm	1.30 mg/L	1,106.0 NTU	5.0 mV	7.41 ft	300.00 ml/min
11/16/2022 11:56 AM	07:00	7.04 pH	78.04 °F	658.35 µS/cm	1.21 mg/L	1,483.4 NTU	0.1 mV	7.41 ft	300.00 ml/min
11/16/2022 11:57 AM	08:00	7.11 pH	77.92 °F	657.75 µS/cm	1.00 mg/L	1,877.6 NTU	-8.1 mV	7.41 ft	300.00 ml/min
11/16/2022 11:58 AM	09:00	7.03 pH	79.14 °F	665.69 µS/cm	0.63 mg/L	3,135.4 NTU	-9.8 mV	7.41 ft	300.00 ml/min
11/16/2022 11:59 AM	10:00	7.01 pH	79.10 °F	664.32 µS/cm	0.48 mg/L	4,521.9 NTU	-14.0 mV	7.41 ft	300.00 ml/min
11/16/2022 12:00 PM	11:00	7.08 pH	78.05 °F	659.16 µS/cm	0.57 mg/L	4,098.5 NTU	-20.5 mV	7.41 ft	300.00 ml/min
11/16/2022 12:01 PM	12:00	6.98 pH	77.76 °F	657.75 µS/cm	0.49 mg/L	4,478.8 NTU	-16.9 mV	7.41 ft	300.00 ml/min

11/16/2022 12:02 PM	13:00	7.06 pH	78.26 °F	659.96 µS/cm	0.18 mg/L	5,138.2 NTU	-26.1 mV	7.41 ft	300.00 ml/min
11/16/2022 12:03 PM	14:00	7.09 pH	77.55 °F	654.07 µS/cm	0.12 mg/L	4,298.6 NTU	-28.6 mV	7.41 ft	300.00 ml/min
11/16/2022 12:04 PM	15:00	7.00 pH	63.80 °F	644.06 µS/cm	0.14 mg/L	4,868.2 NTU	-26.6 mV	7.41 ft	300.00 ml/min
11/16/2022 12:05 PM	16:00	6.90 pH	64.37 °F	645.25 µS/cm	0.06 mg/L	4,131.0 NTU	-24.0 mV	7.41 ft	300.00 ml/min
11/16/2022 12:06 PM	17:00	7.06 pH	64.22 °F	642.64 µS/cm	0.05 mg/L	3,695.0 NTU	-34.6 mV	7.41 ft	300.00 ml/min
11/16/2022 12:07 PM	18:00	6.92 pH	64.17 °F	645.85 µS/cm	0.04 mg/L	3,651.7 NTU	-28.5 mV	7.41 ft	300.00 ml/min
11/16/2022 12:08 PM	19:00	6.90 pH	64.82 °F	644.54 µS/cm	0.02 mg/L	2,920.6 NTU	-28.9 mV	7.41 ft	300.00 ml/min
11/16/2022 12:09 PM	20:00	7.05 pH	64.61 °F	642.63 µS/cm	0.02 mg/L	2,187.6 NTU	-38.5 mV	7.41 ft	300.00 ml/min
11/16/2022 12:10 PM	21:00	6.94 pH	63.71 °F	638.62 µS/cm	0.05 mg/L	2,234.5 NTU	-31.3 mV	7.41 ft	300.00 ml/min
11/16/2022 12:11 PM	22:00	7.06 pH	63.00 °F	638.71 µS/cm	0.06 mg/L	2,138.3 NTU	-37.9 mV	7.41 ft	300.00 ml/min
11/16/2022 12:12 PM	23:00	7.06 pH	78.48 °F	646.24 µS/cm	0.03 mg/L	1,660.6 NTU	-37.5 mV	7.41 ft	300.00 ml/min
11/16/2022 12:13 PM	24:00	7.03 pH	61.91 °F	680.11 µS/cm	0.26 mg/L	1,908.0 NTU	-35.1 mV	7.41 ft	300.00 ml/min
11/16/2022 12:14 PM	25:00	6.78 pH	81.28 °F	707.96 µS/cm	0.08 mg/L	1,207.5 NTU	-24.6 mV	7.41 ft	300.00 ml/min
11/16/2022 12:15 PM	26:00	6.81 pH	83.14 °F	714.38 µS/cm	0.00 mg/L	1,189.5 NTU	-28.3 mV	7.41 ft	300.00 ml/min
11/16/2022 12:16 PM	27:00	6.89 pH	84.09 °F	716.06 µS/cm	0.34 mg/L	740.36 NTU	-30.2 mV	7.41 ft	300.00 ml/min
11/16/2022 12:17 PM	28:00	6.92 pH	84.98 °F	724.78 µS/cm	0.42 mg/L	482.63 NTU	-30.0 mV	7.41 ft	300.00 ml/min
11/16/2022 12:18 PM	29:00	6.96 pH	84.83 °F	719.10 µS/cm	0.28 mg/L	526.53 NTU	-32.6 mV	7.41 ft	300.00 ml/min
11/16/2022 12:19 PM	30:00	7.00 pH	64.35 °F	687.37 µS/cm	0.42 mg/L	658.32 NTU	-35.1 mV	7.41 ft	300.00 ml/min
11/16/2022 12:20 PM	31:00	6.98 pH	63.09 °F	681.35 µS/cm	0.41 mg/L	680.13 NTU	-33.4 mV	7.41 ft	300.00 ml/min
11/16/2022 12:21 PM	32:00	6.94 pH	63.50 °F	682.79 µS/cm	0.36 mg/L	933.51 NTU	-33.4 mV	7.41 ft	300.00 ml/min
11/16/2022 12:22 PM	33:00	6.86 pH	64.38 °F	685.97 µS/cm	0.14 mg/L	1,183.9 NTU	-30.5 mV	7.41 ft	300.00 ml/min
11/16/2022 12:23 PM	34:00	6.84 pH	64.73 °F	685.05 µS/cm	0.03 mg/L	1,316.5 NTU	-31.6 mV	7.41 ft	300.00 ml/min
11/16/2022 12:24 PM	35:00	6.87 pH	65.24 °F	685.76 µS/cm	0.01 mg/L	1,246.5 NTU	-34.8 mV	7.41 ft	300.00 ml/min
11/16/2022 12:25 PM	36:00	6.90 pH	64.91 °F	682.72 µS/cm	0.00 mg/L	1,180.6 NTU	-36.3 mV	7.41 ft	300.00 ml/min
11/16/2022 12:26 PM	37:00	6.95 pH	64.90 °F	682.55 µS/cm	0.01 mg/L	1,222.0 NTU	-39.6 mV	7.41 ft	300.00 ml/min
11/16/2022 12:27 PM	38:00	6.89 pH	64.34 °F	680.37 µS/cm	0.00 mg/L	1,361.3 NTU	-36.2 mV	7.41 ft	300.00 ml/min
11/16/2022 12:28 PM	39:00	6.83 pH	66.08 °F	687.71 µS/cm	0.00 mg/L	1,572.3 NTU	-34.0 mV	7.41 ft	300.00 ml/min
11/16/2022 12:29 PM	40:00	7.00 pH	65.72 °F	658.48 µS/cm	0.48 mg/L	1,030.8 NTU	-39.5 mV	7.41 ft	300.00 ml/min
11/16/2022 12:30 PM	41:00	6.94 pH	65.08 °F	658.41 µS/cm	1.09 mg/L	950.21 NTU	-32.0 mV	7.41 ft	300.00 ml/min

11/16/2022 12:31 PM	42:00	6.93 pH	65.31 °F	649.55 µS/cm	1.33 mg/L	1,830.4 NTU	-31.6 mV	7.41 ft	300.00 ml/min
11/16/2022 12:32 PM	43:00	6.96 pH	65.24 °F	646.91 µS/cm	0.49 mg/L	2,298.7 NTU	-34.5 mV	7.41 ft	300.00 ml/min
11/16/2022 12:33 PM	44:00	6.92 pH	65.36 °F	646.90 µS/cm	0.21 mg/L	2,728.3 NTU	-35.1 mV	7.41 ft	300.00 ml/min
11/16/2022 12:34 PM	45:00	6.88 pH	65.85 °F	649.41 µS/cm	0.11 mg/L	2,932.9 NTU	-35.8 mV	7.41 ft	300.00 ml/min
11/16/2022 12:35 PM	46:00	7.07 pH	65.18 °F	1.10 µS/cm	1.59 mg/L	2,333.1 NTU	-34.5 mV	7.41 ft	300.00 ml/min
11/16/2022 12:36 PM	47:00	7.06 pH	63.88 °F	642.80 µS/cm	2.42 mg/L	2,440.9 NTU	-39.0 mV	7.41 ft	300.00 ml/min
11/16/2022 12:37 PM	48:00	6.96 pH	63.72 °F	639.12 µS/cm	0.57 mg/L	2,371.9 NTU	-36.9 mV	7.41 ft	300.00 ml/min
11/16/2022 12:38 PM	49:00	6.88 pH	62.92 °F	636.44 µS/cm	0.11 mg/L	2,910.6 NTU	-33.3 mV	7.41 ft	300.00 ml/min
11/16/2022 12:39 PM	50:00	6.81 pH	62.69 °F	637.10 µS/cm	0.04 mg/L	2,603.5 NTU	-29.8 mV	7.41 ft	300.00 ml/min
11/16/2022 12:40 PM	51:00	7.27 pH	62.09 °F	2.22 µS/cm	9.26 mg/L	0.00 NTU	-20.2 mV	7.41 ft	300.00 ml/min
11/16/2022 12:41 PM	52:00	7.34 pH	61.58 °F	2.14 µS/cm	9.62 mg/L	0.00 NTU	-16.1 mV	7.41 ft	300.00 ml/min
11/16/2022 12:42 PM	53:00	7.37 pH	61.10 °F	2.03 µS/cm	9.67 mg/L	0.00 NTU	-11.7 mV	7.41 ft	300.00 ml/min
11/16/2022 12:43 PM	54:00	7.39 pH	60.62 °F	1.90 µS/cm	9.77 mg/L	0.00 NTU	-7.7 mV	7.41 ft	300.00 ml/min
11/16/2022 12:44 PM	55:00	7.40 pH	60.15 °F	1.74 µS/cm	9.82 mg/L	0.00 NTU	-4.3 mV	7.41 ft	300.00 ml/min
11/16/2022 12:45 PM	56:00	7.46 pH	59.64 °F	1.56 µS/cm	9.84 mg/L	0.09 NTU	-5.5 mV	7.41 ft	300.00 ml/min
11/16/2022 12:46 PM	57:00	6.65 pH	64.54 °F	640.07 µS/cm	0.74 mg/L	1,532.1 NTU	-13.0 mV	7.41 ft	300.00 ml/min
11/16/2022 12:47 PM	58:00	6.84 pH	64.31 °F	636.27 µS/cm	0.17 mg/L	1,259.8 NTU	-26.3 mV	7.41 ft	300.00 ml/min
11/16/2022 12:48 PM	59:00	6.87 pH	63.16 °F	628.80 µS/cm	0.18 mg/L	1,375.7 NTU	-28.0 mV	7.41 ft	300.00 ml/min
11/16/2022 12:49 PM	01:00:00	6.99 pH	61.95 °F	624.88 µS/cm	0.19 mg/L	1,259.0 NTU	-34.1 mV	7.41 ft	300.00 ml/min
11/16/2022 12:50 PM	01:01:00	7.02 pH	61.26 °F	1.13 µS/cm	5.77 mg/L	0.00 NTU	-20.1 mV	7.41 ft	300.00 ml/min
11/16/2022 12:51 PM	01:02:00	6.88 pH	61.89 °F	636.99 µS/cm	2.43 mg/L	1,022.3 NTU	-24.8 mV	7.41 ft	300.00 ml/min
11/16/2022 12:52 PM	01:03:00	6.93 pH	60.99 °F	630.46 µS/cm	0.55 mg/L	843.53 NTU	-29.5 mV	7.41 ft	300.00 ml/min
11/16/2022 12:53 PM	01:04:00	6.93 pH	60.81 °F	630.54 µS/cm	0.40 mg/L	815.31 NTU	-29.4 mV	7.41 ft	300.00 ml/min
11/16/2022 12:54 PM	01:05:00	6.93 pH	60.34 °F	628.47 µS/cm	0.41 mg/L	893.18 NTU	-28.7 mV	7.41 ft	300.00 ml/min
11/16/2022 12:55 PM	01:06:00	6.90 pH	59.88 °F	616.77 µS/cm	0.39 mg/L	931.20 NTU	-26.2 mV	7.41 ft	300.00 ml/min
11/16/2022 12:56 PM	01:07:00	6.80 pH	56.32 °F	613.48 µS/cm	0.39 mg/L	802.22 NTU	-20.5 mV	7.41 ft	300.00 ml/min
11/16/2022 12:57 PM	01:08:00	6.87 pH	57.12 °F	612.38 µS/cm	0.26 mg/L	829.56 NTU	-24.1 mV	7.41 ft	300.00 ml/min
11/16/2022 12:58 PM	01:09:00	6.87 pH	56.59 °F	612.24 µS/cm	0.25 mg/L	859.64 NTU	-23.7 mV	7.41 ft	300.00 ml/min
11/16/2022 12:59 PM	01:10:00	6.69 pH	62.37 °F	675.70 µS/cm	0.24 mg/L	782.63 NTU	-19.2 mV	7.41 ft	300.00 ml/min

11/16/2022 1:00 PM	01:11:00	6.76 pH	65.07 °F	673.63 µS/cm	0.05 mg/L	664.90 NTU	-26.8 mV	7.41 ft	300.00 ml/min
11/16/2022 1:01 PM	01:12:00	6.86 pH	65.61 °F	671.86 µS/cm	0.02 mg/L	664.22 NTU	-34.4 mV	7.41 ft	300.00 ml/min
11/16/2022 1:02 PM	01:13:00	6.93 pH	64.07 °F	650.65 µS/cm	0.02 mg/L	670.47 NTU	-37.6 mV	7.41 ft	300.00 ml/min
11/16/2022 1:03 PM	01:14:00	6.95 pH	65.34 °F	671.66 µS/cm	0.02 mg/L	667.71 NTU	-40.9 mV	7.41 ft	300.00 ml/min
11/16/2022 1:04 PM	01:15:00	6.96 pH	65.18 °F	671.77 µS/cm	0.03 mg/L	641.16 NTU	-40.8 mV	7.41 ft	300.00 ml/min
11/16/2022 1:05 PM	01:16:00	6.98 pH	65.96 °F	676.17 µS/cm	0.06 mg/L	815.53 NTU	-43.0 mV	7.41 ft	300.00 ml/min
11/16/2022 1:06 PM	01:17:00	6.98 pH	65.86 °F	674.91 µS/cm	0.08 mg/L	623.86 NTU	-42.8 mV	7.41 ft	300.00 ml/min
11/16/2022 1:07 PM	01:18:00	6.97 pH	65.98 °F	674.57 µS/cm	0.09 mg/L	787.29 NTU	-42.3 mV	7.41 ft	300.00 ml/min
11/16/2022 1:08 PM	01:19:00	6.97 pH	65.59 °F	674.44 µS/cm	0.15 mg/L	825.62 NTU	-41.4 mV	7.41 ft	300.00 ml/min
11/16/2022 1:09 PM	01:20:00	7.07 pH	65.06 °F	667.47 µS/cm	0.12 mg/L	623.17 NTU	-46.9 mV	7.41 ft	300.00 ml/min
11/16/2022 1:10 PM	01:21:00	7.05 pH	64.53 °F	667.69 µS/cm	0.12 mg/L	636.33 NTU	-46.3 mV	7.41 ft	300.00 ml/min
11/16/2022 1:11 PM	01:22:00	6.92 pH	65.31 °F	668.16 µS/cm	0.05 mg/L	503.05 NTU	-40.8 mV	7.41 ft	300.00 ml/min
11/16/2022 1:12 PM	01:23:00	6.93 pH	65.40 °F	668.63 µS/cm	0.01 mg/L	600.53 NTU	-42.6 mV	7.41 ft	300.00 ml/min
11/16/2022 1:13 PM	01:24:00	6.92 pH	65.90 °F	668.75 µS/cm	0.06 mg/L	561.88 NTU	-42.0 mV	7.41 ft	300.00 ml/min
11/16/2022 1:14 PM	01:25:00	6.95 pH	65.57 °F	668.51 µS/cm	0.12 mg/L	620.27 NTU	-43.1 mV	7.41 ft	300.00 ml/min
11/16/2022 1:15 PM	01:26:00	6.89 pH	66.25 °F	656.36 µS/cm	0.18 mg/L	1,034.3 NTU	-39.4 mV	7.41 ft	300.00 ml/min
11/16/2022 1:16 PM	01:27:00	7.08 pH	66.06 °F	663.11 µS/cm	0.36 mg/L	750.17 NTU	-47.3 mV	7.41 ft	300.00 ml/min
11/16/2022 1:17 PM	01:28:00	6.96 pH	66.11 °F	658.13 µS/cm	1.04 mg/L	1,491.4 NTU	-38.7 mV	7.41 ft	300.00 ml/min
11/16/2022 1:18 PM	01:29:00	7.00 pH	66.86 °F	658.45 µS/cm	0.46 mg/L	2,937.9 NTU	-44.1 mV	7.41 ft	300.00 ml/min

Samples

Sample ID:	Description:

Low-Flow Test Report:

Test Date / Time: 11/16/2022 11:49:55 AM
Project: HRID 4Q2022 MW-52 ACTUAL other MW-52 is 52D
Operator Name: Cole Baird

Location Name: HRID **Well Diameter: 2 in** **Casing Type: PVC Sch. 40** **Screen Length: 10 ft** **Top of Screen: 16 ft** **Total Depth: 26.65 ft** **Initial Depth to Water: 10.18 ft**	**Pump Type: Proactive SS Monsoon XL** **Tubing Type: Poly** **Pump Intake From TOC: 18 ft** **Estimated Total Volume Pumped: 5600 ml** **Flow Cell Volume: 130 ml** **Final Flow Rate: 200 ml/min** **Final Draw Down: 10.36 ft**	**Instrument Used: Aqua TROLL 500** **Serial Number: 913928**

Test Notes:
Vocs, clear, no odor

Weather Conditions:
Snow, 34

Low-Flow Readings:

Date Time	Elapsed Time	pH	Temperature	Specific Conductivity	RDO Concentration	Turbidity	ORP	Depth to Water	Flow
		+/- 0.1	+/- 3 %	+/- 3 %	+/- 10 %	+/- 10 %	+/- 10		
11/16/2022 11:49 AM	00:00	7.40 pH	46.85 °F	1,011.5 µS/cm	5.83 mg/L	490.43 NTU	31.7 mV	10.18 ft	200.00 ml/min
11/16/2022 11:50 AM	01:00	7.22 pH	53.12 °F	1,002.0 µS/cm	1.91 mg/L	2,280.4 NTU	33.5 mV	10.18 ft	200.00 ml/min
11/16/2022 11:51 AM	02:00	7.16 pH	54.28 °F	997.93 µS/cm	0.65 mg/L	5,041.7 NTU	31.6 mV	10.18 ft	200.00 ml/min
11/16/2022 11:52 AM	03:00	7.14 pH	53.80 °F	996.77 µS/cm	0.28 mg/L	4,288.7 NTU	29.2 mV	10.18 ft	200.00 ml/min
11/16/2022 11:53 AM	04:00	7.12 pH	53.17 °F	995.15 µS/cm	0.17 mg/L	2,895.0 NTU	27.1 mV	10.18 ft	200.00 ml/min
11/16/2022 11:54 AM	05:00	7.11 pH	52.76 °F	994.29 µS/cm	0.13 mg/L	1,738.0 NTU	25.0 mV	10.18 ft	200.00 ml/min
11/16/2022 11:55 AM	06:00	7.10 pH	52.58 °F	994.55 µS/cm	0.11 mg/L	983.39 NTU	23.3 mV	10.18 ft	200.00 ml/min
11/16/2022 11:56 AM	07:00	7.09 pH	52.53 °F	995.24 µS/cm	0.10 mg/L	553.35 NTU	21.2 mV	10.18 ft	200.00 ml/min
11/16/2022 11:57 AM	08:00	7.08 pH	52.55 °F	995.30 µS/cm	0.09 mg/L	398.30 NTU	19.8 mV	10.18 ft	200.00 ml/min
11/16/2022 11:58 AM	09:00	7.08 pH	52.61 °F	996.62 µS/cm	0.09 mg/L	295.90 NTU	17.9 mV	10.18 ft	200.00 ml/min
11/16/2022 11:59 AM	10:00	7.08 pH	52.96 °F	996.27 µS/cm	0.08 mg/L	208.94 NTU	16.4 mV	10.18 ft	200.00 ml/min
11/16/2022 12:00 PM	11:00	7.07 pH	53.10 °F	995.89 µS/cm	0.08 mg/L	199.94 NTU	14.9 mV	10.18 ft	200.00 ml/min
11/16/2022 12:01 PM	12:00	7.07 pH	53.10 °F	996.83 µS/cm	0.07 mg/L	195.49 NTU	13.4 mV	10.18 ft	200.00 ml/min

11/16/2022 12:02 PM	13:00	7.07 pH	53.26 °F	997.14 µS/cm	0.07 mg/L	170.76 NTU	12.1 mV	10.18 ft	200.00 ml/min
11/16/2022 12:03 PM	14:00	7.07 pH	53.18 °F	997.24 µS/cm	0.07 mg/L	140.25 NTU	10.7 mV	10.18 ft	200.00 ml/min
11/16/2022 12:04 PM	15:00	7.06 pH	52.91 °F	995.25 µS/cm	0.06 mg/L	127.46 NTU	9.8 mV	10.18 ft	200.00 ml/min
11/16/2022 12:05 PM	16:00	7.06 pH	52.97 °F	995.97 µS/cm	0.06 mg/L	92.88 NTU	8.8 mV	10.18 ft	200.00 ml/min
11/16/2022 12:06 PM	17:00	7.06 pH	53.39 °F	997.07 µS/cm	0.06 mg/L	97.38 NTU	7.6 mV	10.18 ft	200.00 ml/min
11/16/2022 12:07 PM	18:00	7.06 pH	53.64 °F	998.67 µS/cm	0.05 mg/L	171.06 NTU	6.5 mV	10.18 ft	200.00 ml/min
11/16/2022 12:08 PM	19:00	7.06 pH	53.70 °F	997.82 µS/cm	0.05 mg/L	128.19 NTU	5.4 mV	10.18 ft	200.00 ml/min
11/16/2022 12:09 PM	20:00	7.06 pH	53.72 °F	997.76 µS/cm	0.05 mg/L	89.13 NTU	4.4 mV	10.18 ft	200.00 ml/min
11/16/2022 12:10 PM	21:00	7.06 pH	53.79 °F	997.84 µS/cm	0.05 mg/L	102.53 NTU	3.3 mV	10.18 ft	200.00 ml/min
11/16/2022 12:11 PM	22:00	7.06 pH	53.28 °F	996.00 µS/cm	0.05 mg/L	83.24 NTU	2.7 mV	10.18 ft	200.00 ml/min
11/16/2022 12:12 PM	23:00	7.07 pH	52.79 °F	995.95 µS/cm	0.05 mg/L	71.95 NTU	1.7 mV	10.18 ft	200.00 ml/min
11/16/2022 12:13 PM	24:00	7.07 pH	52.25 °F	994.85 µS/cm	0.05 mg/L	59.16 NTU	1.2 mV	10.18 ft	200.00 ml/min
11/16/2022 12:14 PM	25:00	7.07 pH	51.83 °F	995.43 µS/cm	0.05 mg/L	50.59 NTU	0.6 mV	10.18 ft	200.00 ml/min
11/16/2022 12:15 PM	26:00	7.07 pH	51.84 °F	997.10 µS/cm	0.05 mg/L	38.30 NTU	0.0 mV	10.18 ft	200.00 ml/min
11/16/2022 12:16 PM	27:00	7.06 pH	52.03 °F	996.92 µS/cm	0.05 mg/L	36.19 NTU	-0.7 mV	10.18 ft	200.00 ml/min
11/16/2022 12:17 PM	28:00	7.06 pH	51.87 °F	996.82 µS/cm	0.05 mg/L	38.62 NTU	-1.1 mV	10.18 ft	200.00 ml/min

Samples

Sample ID:	Description:

Low-Flow Test Report:

Test Date / Time: 11/16/2022 11:23:48 AM
Project: HRID 4Q2022 MW-52
Operator Name: Cole Baird

This is MW-52D.

Location Name: HRID **Well Diameter: 2 in** **Casing Type: PVC Sch. 40** **Screen Length: 10 ft** **Top of Screen: 21 ft** **Total Depth: 31.35 ft** **Initial Depth to Water: 10.14 ft**	**Pump Type: Proactive SS Monsoon XL** **Tubing Type: Poly** **Pump Intake From TOC: 20.5 ft** **Estimated Total Volume Pumped: 3600 ml** **Flow Cell Volume: 130 ml** **Final Flow Rate: 200 ml/min** **Final Draw Down: 10.45 ft**	**Instrument Used: Aqua TROLL 500** **Serial Number: 913928**

Test Notes:
Vocs, clear, no odor

Weather Conditions:
Snow, 33

Low-Flow Readings:

Date Time	Elapsed Time	pH	Temperature	Specific Conductivity	RDO Concentration	Turbidity	ORP	Depth to Water	Flow
		+/- 0.1	+/- 3 %	+/- 3 %	+/- 10 %	+/- 10 %	+/- 10		
11/16/2022 11:23 AM	00:00	7.36 pH	46.94 °F	1,091.9 µS/cm	9.50 mg/L	65.94 NTU	119.5 mV	10.14 ft	200.00 ml/min
11/16/2022 11:24 AM	01:00	7.37 pH	48.03 °F	1,074.2 µS/cm	3.52 mg/L	70.59 NTU	114.4 mV	10.14 ft	200.00 ml/min
11/16/2022 11:25 AM	02:00	7.39 pH	47.24 °F	1,072.6 µS/cm	1.91 mg/L	56.73 NTU	108.9 mV	10.14 ft	200.00 ml/min
11/16/2022 11:26 AM	03:00	7.40 pH	46.76 °F	1,070.1 µS/cm	1.37 mg/L	46.43 NTU	103.7 mV	10.14 ft	200.00 ml/min
11/16/2022 11:27 AM	04:00	7.42 pH	46.00 °F	1,054.2 µS/cm	1.08 mg/L	66.36 NTU	98.6 mV	10.14 ft	200.00 ml/min
11/16/2022 11:28 AM	05:00	7.43 pH	44.63 °F	1,059.2 µS/cm	0.68 mg/L	51.71 NTU	93.6 mV	10.14 ft	200.00 ml/min
11/16/2022 11:29 AM	06:00	7.43 pH	44.07 °F	1,056.2 µS/cm	0.51 mg/L	57.39 NTU	88.7 mV	10.14 ft	200.00 ml/min
11/16/2022 11:30 AM	07:00	7.42 pH	46.94 °F	1,068.9 µS/cm	0.45 mg/L	53.87 NTU	81.0 mV	10.14 ft	200.00 ml/min
11/16/2022 11:31 AM	08:00	7.40 pH	50.03 °F	1,065.1 µS/cm	0.34 mg/L	51.33 NTU	72.0 mV	10.14 ft	200.00 ml/min
11/16/2022 11:32 AM	09:00	7.41 pH	50.35 °F	1,054.4 µS/cm	0.28 mg/L	50.79 NTU	63.5 mV	10.14 ft	200.00 ml/min
11/16/2022 11:33 AM	10:00	7.43 pH	49.64 °F	1,048.6 µS/cm	0.26 mg/L	38.31 NTU	56.0 mV	10.14 ft	200.00 ml/min
11/16/2022 11:34 AM	11:00	7.44 pH	48.78 °F	1,047.4 µS/cm	0.26 mg/L	45.85 NTU	49.5 mV	10.14 ft	200.00 ml/min
11/16/2022 11:35 AM	12:00	7.43 pH	49.23 °F	1,027.3 µS/cm	0.33 mg/L	47.91 NTU	44.1 mV	10.14 ft	200.00 ml/min

11/16/2022 11:36 AM	13:00	7.43 pH	51.11 °F	1,028.7 µS/cm	0.42 mg/L	60.31 NTU	37.8 mV	10.14 ft	200.00 ml/min
11/16/2022 11:37 AM	14:00	7.43 pH	51.74 °F	1,015.6 µS/cm	0.48 mg/L	63.94 NTU	32.1 mV	10.14 ft	200.00 ml/min
11/16/2022 11:38 AM	15:00	7.45 pH	51.24 °F	1,007.8 µS/cm	0.55 mg/L	63.64 NTU	27.4 mV	10.14 ft	200.00 ml/min
11/16/2022 11:39 AM	16:00	7.46 pH	50.61 °F	1,005.9 µS/cm	0.60 mg/L	55.53 NTU	23.3 mV	10.14 ft	200.00 ml/min
11/16/2022 11:40 AM	17:00	7.47 pH	49.70 °F	1,005.4 µS/cm	0.63 mg/L	49.20 NTU	20.3 mV	10.14 ft	200.00 ml/min
11/16/2022 11:41 AM	18:00	7.48 pH	48.61 °F	997.74 µS/cm	0.63 mg/L	48.41 NTU	17.7 mV	10.14 ft	200.00 ml/min

Samples

Sample ID:	Description:

Low-Flow Test Report:

Test Date / Time: 11/17/2022 1:56:20 PM
Project: HRID 4Q2022 MW-53D
Operator Name: Cole Baird

Location Name: HRID **Well Diameter: 2 in** **Casing Type: PVC Sch. 40** **Screen Length: 10 ft** **Top of Screen: 5 ft** **Total Depth: 15.37 ft** **Initial Depth to Water: 11.83 ft**	**Pump Type: Proactive SS Monsoon XL** **Tubing Type: Poly** **Pump Intake From TOC: 36 ft** **Estimated Total Volume Pumped: 1800 ml** **Flow Cell Volume: 130 ml** **Final Flow Rate: 200 ml/min** **Final Draw Down: 11.89 ft**	**Instrument Used: Aqua TROLL 500** **Serial Number: 913928**

Test Notes:
Vocs, clear, no odor

Weather Conditions:
Overcast, 30

Low-Flow Readings:

Date Time	Elapsed Time	pH	Temperature	Specific Conductivity	RDO Concentration	Turbidity	ORP	Depth to Water	Flow
		+/- 0.1	+/- 3 %	+/- 3 %	+/- 10 %	+/- 10 %	+/- 10		
11/17/2022 1:56 PM	00:00	8.10 pH	46.70 °F	635.32 µS/cm	9.50 mg/L	6.54 NTU	16.6 mV	11.83 ft	200.00 ml/min
11/17/2022 1:57 PM	01:00	7.94 pH	48.57 °F	638.37 µS/cm	5.40 mg/L	6.98 NTU	16.4 mV	11.83 ft	200.00 ml/min
11/17/2022 1:58 PM	02:00	7.83 pH	48.53 °F	640.91 µS/cm	3.63 mg/L	9.85 NTU	18.9 mV	11.83 ft	200.00 ml/min
11/17/2022 1:59 PM	03:00	7.75 pH	48.73 °F	636.72 µS/cm	2.87 mg/L	9.82 NTU	21.4 mV	11.83 ft	200.00 ml/min
11/17/2022 2:00 PM	04:00	7.66 pH	51.99 °F	642.41 µS/cm	2.55 mg/L	6.65 NTU	24.6 mV	11.83 ft	200.00 ml/min
11/17/2022 2:01 PM	05:00	7.62 pH	53.36 °F	639.74 µS/cm	2.06 mg/L	4.34 NTU	26.4 mV	11.83 ft	200.00 ml/min
11/17/2022 2:02 PM	06:00	7.59 pH	53.24 °F	641.18 µS/cm	1.63 mg/L	1.41 NTU	27.9 mV	11.83 ft	200.00 ml/min
11/17/2022 2:03 PM	07:00	7.57 pH	53.00 °F	641.71 µS/cm	1.38 mg/L	0.84 NTU	29.2 mV	11.83 ft	200.00 ml/min
11/17/2022 2:04 PM	08:00	7.56 pH	52.93 °F	641.83 µS/cm	1.26 mg/L	0.88 NTU	30.2 mV	11.83 ft	200.00 ml/min
11/17/2022 2:05 PM	09:00	7.55 pH	52.74 °F	643.21 µS/cm	1.17 mg/L	0.80 NTU	30.7 mV	11.83 ft	200.00 ml/min

Samples

Sample ID:	Description:

Low-Flow Test Report:

Test Date / Time: 11/17/2022 2:13:10 PM
Project: HRID 4Q2022 MW-53S
Operator Name: Cole Baird

Location Name: HRID **Well Diameter: 2 in** **Casing Type: PVC Sch. 40** **Screen Length: 10 ft** **Top of Screen: 5 ft** **Total Depth: 15.37 ft** **Initial Depth to Water: 11.82 ft**	**Pump Type: Proactive SS Monsoon XL** **Tubing Type: Poly** **Pump Intake From TOC: 13 ft** **Estimated Total Volume Pumped: 3200 ml** **Flow Cell Volume: 130 ml** **Final Flow Rate: 200 ml/min** **Final Draw Down: 11.82 ft**	**Instrument Used: Aqua TROLL 500** **Serial Number: 913928**

Test Notes:
Vocs, slight sheen on water surface, no odor

Weather Conditions:
Overcast, 30

Low-Flow Readings:

Date Time	Elapsed Time	pH	Temperature	Specific Conductivity	RDO Concentration	Turbidity	ORP	Depth to Water	Flow
		+/- 0.1	+/- 3 %	+/- 3 %	+/- 10 %	+/- 10 %	+/- 10		
11/17/2022 2:13 PM	00:00	7.56 pH	52.07 °F	684.75 µS/cm	9.68 mg/L	116.76 NTU	45.0 mV	11.82 ft	200.00 ml/min
11/17/2022 2:14 PM	01:00	7.37 pH	54.86 °F	683.40 µS/cm	6.65 mg/L	830.36 NTU	52.5 mV	11.82 ft	200.00 ml/min
11/17/2022 2:15 PM	02:00	7.30 pH	56.69 °F	683.92 µS/cm	5.44 mg/L	1,544.8 NTU	56.5 mV	11.82 ft	200.00 ml/min
11/17/2022 2:16 PM	03:00	7.27 pH	57.18 °F	687.14 µS/cm	4.84 mg/L	1,017.0 NTU	59.1 mV	11.82 ft	200.00 ml/min
11/17/2022 2:17 PM	04:00	7.26 pH	57.12 °F	688.26 µS/cm	4.59 mg/L	641.12 NTU	60.9 mV	11.82 ft	200.00 ml/min
11/17/2022 2:18 PM	05:00	7.24 pH	57.27 °F	689.47 µS/cm	4.55 mg/L	417.94 NTU	62.2 mV	11.82 ft	200.00 ml/min
11/17/2022 2:19 PM	06:00	7.24 pH	57.36 °F	689.16 µS/cm	4.61 mg/L	311.23 NTU	63.8 mV	11.82 ft	200.00 ml/min
11/17/2022 2:20 PM	07:00	7.23 pH	57.46 °F	690.27 µS/cm	4.69 mg/L	229.57 NTU	65.2 mV	11.82 ft	200.00 ml/min
11/17/2022 2:21 PM	08:00	7.23 pH	57.46 °F	690.05 µS/cm	4.82 mg/L	179.89 NTU	66.7 mV	11.82 ft	200.00 ml/min
11/17/2022 2:22 PM	09:00	7.22 pH	57.44 °F	691.26 µS/cm	4.94 mg/L	125.94 NTU	68.3 mV	11.82 ft	200.00 ml/min
11/17/2022 2:23 PM	10:00	7.22 pH	57.29 °F	690.90 µS/cm	5.03 mg/L	86.22 NTU	69.7 mV	11.82 ft	200.00 ml/min
11/17/2022 2:24 PM	11:00	7.21 pH	57.51 °F	692.60 µS/cm	5.12 mg/L	74.03 NTU	71.6 mV	11.82 ft	200.00 ml/min
11/17/2022 2:25 PM	12:00	7.22 pH	57.53 °F	692.17 µS/cm	5.18 mg/L	58.84 NTU	72.8 mV	11.82 ft	200.00 ml/min

11/17/2022 2:26 PM	13:00	7.22 pH	57.30 °F	691.14 µS/cm	5.26 mg/L	49.74 NTU	74.4 mV	11.82 ft	200.00 ml/min
11/17/2022 2:27 PM	14:00	7.21 pH	57.43 °F	691.78 µS/cm	5.29 mg/L	38.71 NTU	76.0 mV	11.82 ft	200.00 ml/min
11/17/2022 2:28 PM	15:00	7.21 pH	57.46 °F	691.89 µS/cm	5.37 mg/L	29.88 NTU	77.7 mV	11.82 ft	200.00 ml/min
11/17/2022 2:29 PM	16:00	7.21 pH	57.45 °F	691.28 µS/cm	5.40 mg/L	22.70 NTU	78.9 mV	11.82 ft	200.00 ml/min

Samples

Sample ID:	Description:

Low-Flow Test Report:

Test Date / Time: 11/17/2022 1:32:28 PM
Project: HRID 4Q2022 MW-54D
Operator Name: Cole Baird

Location Name: HRID **Well Diameter: 2 in** **Casing Type: PVC Sch. 40** **Screen Length: 5 ft** **Top of Screen: 57 ft** **Total Depth: 62.42 ft** **Initial Depth to Water: 11.42 ft**	**Pump Type: Proactive SS Monsoon XL** **Tubing Type: Poly** **Pump Intake From TOC: 36 ft** **Estimated Total Volume Pumped: 2200 ml** **Flow Cell Volume: 130 ml** **Final Flow Rate: 200 ml/min** **Final Draw Down: 11.49 ft**	**Instrument Used: Aqua TROLL 500** **Serial Number: 913928**

Test Notes:
Vocs, clear, no odor

Weather Conditions:
Overcast, 29

Low-Flow Readings:

Date Time	Elapsed Time	pH	Temperature	Specific Conductivity	RDO Concentration	Turbidity	ORP	Depth to Water	Flow
		+/- 0.1	+/- 3 %	+/- 3 %	+/- 10 %	+/- 10 %	+/- 10		
11/17/2022 1:32 PM	00:00	7.80 pH	51.87 °F	665.77 µS/cm	5.24 mg/L	6.42 NTU	19.4 mV	11.42 ft	200.00 ml/min
11/17/2022 1:33 PM	01:00	7.72 pH	51.55 °F	661.10 µS/cm	4.48 mg/L	11.20 NTU	16.6 mV	11.42 ft	200.00 ml/min
11/17/2022 1:34 PM	02:00	7.67 pH	47.98 °F	662.98 µS/cm	4.06 mg/L	4.90 NTU	15.7 mV	11.42 ft	200.00 ml/min
11/17/2022 1:35 PM	03:00	7.59 pH	47.62 °F	684.66 µS/cm	3.42 mg/L	2.61 NTU	14.3 mV	11.42 ft	200.00 ml/min
11/17/2022 1:36 PM	04:00	7.52 pH	48.39 °F	696.81 µS/cm	2.77 mg/L	2.57 NTU	10.4 mV	11.42 ft	200.00 ml/min
11/17/2022 1:37 PM	05:00	7.47 pH	49.01 °F	708.20 µS/cm	2.23 mg/L	3.93 NTU	6.8 mV	11.42 ft	200.00 ml/min
11/17/2022 1:38 PM	06:00	7.42 pH	49.63 °F	712.54 µS/cm	1.80 mg/L	4.02 NTU	4.7 mV	11.42 ft	200.00 ml/min
11/17/2022 1:39 PM	07:00	7.39 pH	50.06 °F	716.54 µS/cm	1.51 mg/L	4.44 NTU	3.2 mV	11.42 ft	200.00 ml/min
11/17/2022 1:40 PM	08:00	7.37 pH	50.09 °F	718.85 µS/cm	1.31 mg/L	4.12 NTU	1.9 mV	11.42 ft	200.00 ml/min
11/17/2022 1:41 PM	09:00	7.37 pH	49.80 °F	715.75 µS/cm	1.18 mg/L	3.69 NTU	0.6 mV	11.42 ft	200.00 ml/min
11/17/2022 1:42 PM	10:00	7.35 pH	49.40 °F	716.46 µS/cm	1.09 mg/L	2.97 NTU	-0.2 mV	11.42 ft	200.00 ml/min
11/17/2022 1:43 PM	11:00	7.34 pH	49.53 °F	720.54 µS/cm	1.05 mg/L	2.86 NTU	-0.8 mV	11.42 ft	200.00 ml/min

Low-Flow Test Report:

Test Date / Time: 11/17/2022 12:56:32 PM
Project: HRID 4Q2022 MW-54S
Operator Name: Cole Baird

Location Name: HRID **Well Diameter: 2 in** **Casing Type: PVC Sch. 40** **Screen Length: 5 ft** **Top of Screen: 57 ft** **Total Depth: 62.42 ft** **Initial Depth to Water: 11.74 ft**	**Pump Type: Proactive SS Monsoon XL** **Tubing Type: Poly** **Pump Intake From TOC: 13.5 ft** **Estimated Total Volume Pumped: 6000 ml** **Flow Cell Volume: 130 ml** **Final Flow Rate: 200 ml/min** **Final Draw Down: 12.04 ft**	**Instrument Used: Aqua TROLL 500** **Serial Number: 913928**

Test Notes:
Vocs, clear, no odor

Weather Conditions:
Overcast,29

Low-Flow Readings:

Date Time	Elapsed Time	pH	Temperature	Specific Conductivity	RDO Concentration	Turbidity	ORP	Depth to Water	Flow
		+/- 0.1	+/- 3 %	+/- 3 %	+/- 10 %	+/- 10 %	+/- 10		
11/17/2022 12:56 PM	00:00	8.15 pH	52.49 °F	784.67 µS/cm	8.59 mg/L	6,371.0 NTU	-25.6 mV	11.74 ft	200.00 ml/min
11/17/2022 12:57 PM	01:00	7.82 pH	53.17 °F	780.37 µS/cm	4.09 mg/L	6,607.9 NTU	-24.3 mV	11.74 ft	200.00 ml/min
11/17/2022 12:58 PM	02:00	7.58 pH	53.72 °F	780.95 µS/cm	2.72 mg/L	5,720.0 NTU	-14.9 mV	11.74 ft	200.00 ml/min
11/17/2022 12:59 PM	03:00	7.43 pH	54.77 °F	787.22 µS/cm	2.24 mg/L	6,119.5 NTU	-8.2 mV	11.74 ft	200.00 ml/min
11/17/2022 1:00 PM	04:00	7.33 pH	57.50 °F	785.54 µS/cm	1.86 mg/L	5,748.8 NTU	-3.1 mV	11.74 ft	200.00 ml/min
11/17/2022 1:01 PM	05:00	7.26 pH	57.61 °F	786.30 µS/cm	1.81 mg/L	5,446.4 NTU	1.6 mV	11.74 ft	200.00 ml/min
11/17/2022 1:02 PM	06:00	7.21 pH	57.58 °F	789.09 µS/cm	1.97 mg/L	4,867.7 NTU	6.1 mV	11.74 ft	200.00 ml/min
11/17/2022 1:03 PM	07:00	7.18 pH	57.26 °F	790.23 µS/cm	2.23 mg/L	4,776.6 NTU	9.4 mV	11.74 ft	200.00 ml/min
11/17/2022 1:04 PM	08:00	7.17 pH	57.39 °F	789.69 µS/cm	2.31 mg/L	4,442.7 NTU	12.1 mV	11.74 ft	200.00 ml/min
11/17/2022 1:05 PM	09:00	7.15 pH	56.24 °F	786.63 µS/cm	2.33 mg/L	4,757.5 NTU	14.7 mV	11.74 ft	200.00 ml/min
11/17/2022 1:06 PM	10:00	7.14 pH	58.24 °F	791.82 µS/cm	2.26 mg/L	4,688.8 NTU	16.1 mV	11.74 ft	200.00 ml/min
11/17/2022 1:07 PM	11:00	7.14 pH	57.97 °F	788.92 µS/cm	2.22 mg/L	3,780.9 NTU	17.1 mV	11.74 ft	200.00 ml/min
11/17/2022 1:08 PM	12:00	7.15 pH	57.41 °F	784.65 µS/cm	2.17 mg/L	3,288.5 NTU	17.7 mV	11.74 ft	200.00 ml/min

11/17/2022 1:09 PM	13:00	7.15 pH	57.71 °F	782.97 µS/cm	2.16 mg/L	3,168.7 NTU	18.3 mV	11.74 ft	200.00 ml/min
11/17/2022 1:10 PM	14:00	7.16 pH	57.27 °F	778.37 µS/cm	2.19 mg/L	2,232.7 NTU	19.1 mV	11.74 ft	200.00 ml/min
11/17/2022 1:11 PM	15:00	7.17 pH	57.55 °F	778.60 µS/cm	2.34 mg/L	1,763.8 NTU	19.8 mV	11.74 ft	200.00 ml/min
11/17/2022 1:12 PM	16:00	7.17 pH	56.72 °F	774.87 µS/cm	2.37 mg/L	1,713.0 NTU	21.1 mV	11.74 ft	200.00 ml/min
11/17/2022 1:13 PM	17:00	7.17 pH	56.99 °F	774.64 µS/cm	2.53 mg/L	1,301.5 NTU	22.2 mV	11.74 ft	200.00 ml/min
11/17/2022 1:14 PM	18:00	7.15 pH	58.36 °F	773.45 µS/cm	2.53 mg/L	969.34 NTU	24.4 mV	11.74 ft	200.00 ml/min
11/17/2022 1:15 PM	19:00	7.16 pH	58.14 °F	768.07 µS/cm	2.91 mg/L	731.07 NTU	25.5 mV	11.74 ft	200.00 ml/min
11/17/2022 1:16 PM	20:00	7.17 pH	57.54 °F	767.20 µS/cm	3.22 mg/L	1,421.2 NTU	27.3 mV	11.74 ft	200.00 ml/min
11/17/2022 1:17 PM	21:00	7.16 pH	57.03 °F	765.19 µS/cm	3.42 mg/L	1,495.5 NTU	30.0 mV	11.74 ft	200.00 ml/min
11/17/2022 1:18 PM	22:00	7.15 pH	57.45 °F	765.82 µS/cm	3.50 mg/L	1,172.9 NTU	32.2 mV	11.74 ft	200.00 ml/min
11/17/2022 1:19 PM	23:00	7.16 pH	57.26 °F	762.83 µS/cm	3.55 mg/L	1,024.2 NTU	33.6 mV	11.74 ft	200.00 ml/min
11/17/2022 1:20 PM	24:00	7.16 pH	57.31 °F	761.35 µS/cm	3.57 mg/L	833.69 NTU	35.3 mV	11.74 ft	200.00 ml/min
11/17/2022 1:21 PM	25:00	7.16 pH	57.30 °F	760.19 µS/cm	3.57 mg/L	737.65 NTU	37.2 mV	11.74 ft	200.00 ml/min
11/17/2022 1:22 PM	26:00	7.17 pH	57.33 °F	760.16 µS/cm	3.58 mg/L	565.10 NTU	38.3 mV	11.74 ft	200.00 ml/min
11/17/2022 1:23 PM	27:00	7.17 pH	57.40 °F	759.72 µS/cm	3.60 mg/L	476.54 NTU	40.1 mV	11.74 ft	200.00 ml/min
11/17/2022 1:24 PM	28:00	7.17 pH	57.31 °F	759.10 µS/cm	3.61 mg/L	464.97 NTU	41.5 mV	11.74 ft	200.00 ml/min
11/17/2022 1:25 PM	29:00	7.16 pH	57.41 °F	759.62 µS/cm	3.65 mg/L	386.46 NTU	43.4 mV	11.74 ft	200.00 ml/min
11/17/2022 1:26 PM	30:00	7.16 pH	57.12 °F	757.68 µS/cm	3.66 mg/L	365.20 NTU	44.9 mV	11.74 ft	200.00 ml/min

Samples

Sample ID:	Description:

Low-Flow Test Report:

Test Date / Time: 11/17/2022 8:15:49 AM
Project: HRID 4Q2022 MW-57D
Operator Name: Cole Baird

This is MW-55D. Not MW-57D as labeled in VuSitu.

Location Name: HRID **Well Diameter: 2 in** **Casing Type: PVC Sch. 40** **Screen Length: 10 ft** **Top of Screen: 47 ft** **Total Depth: 57.19 ft** **Initial Depth to Water: 11.84 ft**	**Pump Type: Proactive SS Monsoon XL** **Tubing Type: Poly** **Pump Intake From TOC: 34 ft** **Estimated Total Volume Pumped: 2400 ml** **Flow Cell Volume: 130 ml** **Final Flow Rate: 200 ml/min** **Final Draw Down: 11.86 ft**	**Instrument Used: Aqua TROLL 500** **Serial Number: 913928**

Test Notes:
Vocs, clear, no odor

Weather Conditions:
Cloudy, 28

Low-Flow Readings:

Date Time	Elapsed Time	pH	Temperature	Specific Conductivity	RDO Concentration	Turbidity	ORP	Depth to Water	Flow
		+/- 0.1	+/- 3 %	+/- 3 %	+/- 10 %	+/- 10 %	+/- 10		
11/17/2022 8:15 AM	00:00	7.29 pH	51.08 °F	763.40 µS/cm	6.25 mg/L	1.90 NTU	282.9 mV	11.84 ft	200.00 ml/min
11/17/2022 8:16 AM	01:00	7.42 pH	53.78 °F	756.60 µS/cm	2.14 mg/L	8.07 NTU	257.3 mV	11.84 ft	200.00 ml/min
11/17/2022 8:17 AM	02:00	7.49 pH	53.91 °F	752.39 µS/cm	0.94 mg/L	3.33 NTU	227.3 mV	11.84 ft	200.00 ml/min
11/17/2022 8:18 AM	03:00	7.54 pH	53.26 °F	751.23 µS/cm	0.55 mg/L	1.96 NTU	196.7 mV	11.84 ft	200.00 ml/min
11/17/2022 8:19 AM	04:00	7.57 pH	53.36 °F	752.34 µS/cm	0.40 mg/L	1.56 NTU	166.6 mV	11.84 ft	200.00 ml/min
11/17/2022 8:20 AM	05:00	7.59 pH	54.37 °F	752.53 µS/cm	0.31 mg/L	1.20 NTU	135.2 mV	11.84 ft	200.00 ml/min
11/17/2022 8:21 AM	06:00	7.61 pH	54.21 °F	750.99 µS/cm	0.25 mg/L	1.13 NTU	103.7 mV	11.84 ft	200.00 ml/min
11/17/2022 8:22 AM	07:00	7.63 pH	53.55 °F	751.62 µS/cm	0.25 mg/L	1.48 NTU	77.0 mV	11.84 ft	200.00 ml/min
11/17/2022 8:23 AM	08:00	7.62 pH	54.89 °F	752.10 µS/cm	0.21 mg/L	1.76 NTU	52.8 mV	11.84 ft	200.00 ml/min
11/17/2022 8:24 AM	09:00	7.63 pH	55.13 °F	749.43 µS/cm	0.18 mg/L	1.65 NTU	33.6 mV	11.84 ft	200.00 ml/min
11/17/2022 8:25 AM	10:00	7.65 pH	54.63 °F	747.79 µS/cm	0.16 mg/L	1.17 NTU	18.7 mV	11.84 ft	200.00 ml/min
11/17/2022 8:26 AM	11:00	7.67 pH	53.98 °F	746.82 µS/cm	0.15 mg/L	0.99 NTU	8.0 mV	11.84 ft	200.00 ml/min
11/17/2022 8:27 AM	12:00	7.67 pH	53.76 °F	750.48 µS/cm	0.16 mg/L	0.89 NTU	0.4 mV	11.84 ft	200.00 ml/min

Low-Flow Test Report:

Test Date / Time: 11/17/2022 8:50:56 AM
Project: HRID 4Q2022 MW-57S
Operator Name: Cole Baird

This is MW-55S. Not MW-57S as indicated in VuSitu.

Location Name: HRID **Well Diameter: 2 in** **Casing Type: PVC Sch. 40** **Screen Length: 10 ft** **Top of Screen: 5 ft** **Total Depth: 15.97 ft** **Initial Depth to Water: 10.82 ft**	**Pump Type: Proactive SS Monsoon XL** **Tubing Type: Poly** **Pump Intake From TOC: 12.5 ft** **Estimated Total Volume Pumped: 6400 ml** **Flow Cell Volume: 130 ml** **Final Flow Rate: 200 ml/min** **Final Draw Down: 0 ft**	**Instrument Used: Aqua TROLL 500** **Serial Number: 913928**

Test Notes:
Vocs, clear, no odor
This is MW- 55S (not 57S) iPad will not let me change after completion of sampling

Weather Conditions:
Cloudy, 29

Low-Flow Readings:

Date Time	Elapsed Time	pH	Temperature	Specific Conductivity	RDO Concentration	Turbidity	ORP	Depth to Water	Flow
		+/- 0.1	+/- 3 %	+/- 3 %	+/- 10 %	+/- 10 %	+/- 10		
11/17/2022 8:50 AM	00:00	8.18 pH	52.12 °F	684.60 µS/cm	5.97 mg/L	5,299.1 NTU	51.3 mV	10.82 ft	200.00 ml/min
11/17/2022 8:51 AM	01:00	7.89 pH	54.47 °F	681.91 µS/cm	2.75 mg/L	4,727.9 NTU	55.9 mV	10.82 ft	200.00 ml/min
11/17/2022 8:52 AM	02:00	7.73 pH	55.18 °F	678.17 µS/cm	1.88 mg/L	4,543.2 NTU	59.2 mV	10.82 ft	200.00 ml/min
11/17/2022 8:53 AM	03:00	7.61 pH	56.65 °F	675.20 µS/cm	1.50 mg/L	3,906.0 NTU	61.8 mV	10.82 ft	200.00 ml/min
11/17/2022 8:54 AM	04:00	7.54 pH	56.51 °F	671.99 µS/cm	1.41 mg/L	3,313.2 NTU	64.0 mV	10.82 ft	200.00 ml/min
11/17/2022 8:55 AM	05:00	7.49 pH	56.67 °F	672.99 µS/cm	1.33 mg/L	2,899.2 NTU	65.1 mV	10.82 ft	200.00 ml/min
11/17/2022 8:56 AM	06:00	7.45 pH	57.33 °F	672.83 µS/cm	1.24 mg/L	2,230.0 NTU	66.0 mV	10.82 ft	200.00 ml/min
11/17/2022 8:57 AM	07:00	7.42 pH	57.18 °F	671.41 µS/cm	1.23 mg/L	2,043.2 NTU	67.3 mV	10.82 ft	200.00 ml/min
11/17/2022 8:58 AM	08:00	7.41 pH	57.51 °F	672.05 µS/cm	1.19 mg/L	1,637.8 NTU	67.2 mV	10.82 ft	200.00 ml/min
11/17/2022 8:59 AM	09:00	7.39 pH	57.77 °F	671.40 µS/cm	1.16 mg/L	1,281.2 NTU	68.2 mV	10.82 ft	200.00 ml/min
11/17/2022 9:00 AM	10:00	7.39 pH	57.76 °F	671.68 µS/cm	1.12 mg/L	974.46 NTU	68.2 mV	10.82 ft	200.00 ml/min
11/17/2022 9:01 AM	11:00	7.39 pH	58.20 °F	670.74 µS/cm	1.06 mg/L	801.14 NTU	68.1 mV	10.82 ft	200.00 ml/min

11/17/2022 9:02 AM	12:00	7.38 pH	58.19 °F	672.20 µS/cm	1.05 mg/L	510.43 NTU	68.4 mV	10.82 ft	200.00 ml/min
11/17/2022 9:03 AM	13:00	7.37 pH	58.53 °F	677.24 µS/cm	1.03 mg/L	359.53 NTU	69.3 mV	10.82 ft	200.00 ml/min
11/17/2022 9:04 AM	14:00	7.37 pH	58.38 °F	677.10 µS/cm	1.07 mg/L	274.15 NTU	69.4 mV	10.82 ft	200.00 ml/min
11/17/2022 9:05 AM	15:00	7.36 pH	58.41 °F	676.97 µS/cm	1.07 mg/L	176.49 NTU	70.0 mV	10.82 ft	200.00 ml/min
11/17/2022 9:06 AM	16:00	7.37 pH	58.35 °F	676.91 µS/cm	1.10 mg/L	163.68 NTU	70.0 mV	10.82 ft	200.00 ml/min
11/17/2022 9:07 AM	17:00	7.36 pH	58.35 °F	675.96 µS/cm	1.06 mg/L	111.20 NTU	70.5 mV	10.82 ft	200.00 ml/min
11/17/2022 9:08 AM	18:00	7.36 pH	58.41 °F	676.63 µS/cm	1.03 mg/L	84.00 NTU	71.0 mV	10.82 ft	200.00 ml/min
11/17/2022 9:09 AM	19:00	7.36 pH	58.56 °F	675.99 µS/cm	1.01 mg/L	57.46 NTU	71.1 mV	10.82 ft	200.00 ml/min
11/17/2022 9:10 AM	20:00	7.36 pH	58.56 °F	674.02 µS/cm	1.03 mg/L	44.32 NTU	71.3 mV	10.82 ft	200.00 ml/min
11/17/2022 9:11 AM	21:00	7.37 pH	58.33 °F	674.90 µS/cm	1.01 mg/L	38.49 NTU	71.4 mV	10.82 ft	200.00 ml/min
11/17/2022 9:12 AM	22:00	7.37 pH	58.43 °F	675.44 µS/cm	1.00 mg/L	27.54 NTU	71.7 mV	10.82 ft	200.00 ml/min
11/17/2022 9:13 AM	23:00	7.36 pH	58.65 °F	674.20 µS/cm	1.04 mg/L	21.61 NTU	72.5 mV	10.82 ft	200.00 ml/min
11/17/2022 9:14 AM	24:00	7.36 pH	58.61 °F	673.61 µS/cm	1.04 mg/L	13.63 NTU	72.4 mV	10.82 ft	200.00 ml/min
11/17/2022 9:15 AM	25:00	7.37 pH	58.54 °F	674.24 µS/cm	1.03 mg/L	12.68 NTU	72.5 mV	10.82 ft	200.00 ml/min
11/17/2022 9:16 AM	26:00	7.36 pH	58.62 °F	674.96 µS/cm	1.02 mg/L	11.40 NTU	73.2 mV	10.82 ft	200.00 ml/min
11/17/2022 9:17 AM	27:00	7.36 pH	58.56 °F	674.34 µS/cm	1.04 mg/L	7.44 NTU	73.3 mV	10.82 ft	200.00 ml/min
11/17/2022 9:18 AM	28:00	7.36 pH	58.54 °F	674.33 µS/cm	1.03 mg/L	7.09 NTU	73.8 mV	10.82 ft	200.00 ml/min
11/17/2022 9:19 AM	29:00	7.36 pH	58.63 °F	674.67 µS/cm	1.04 mg/L	6.70 NTU	74.0 mV	10.82 ft	200.00 ml/min
11/17/2022 9:20 AM	30:00	7.35 pH	58.56 °F	673.16 µS/cm	1.04 mg/L	4.63 NTU	74.5 mV	10.82 ft	200.00 ml/min
11/17/2022 9:21 AM	31:00	7.36 pH	58.52 °F	674.05 µS/cm	1.03 mg/L	4.34 NTU	74.7 mV	10.82 ft	200.00 ml/min
11/17/2022 9:22 AM	32:00	7.35 pH	58.55 °F	674.45 µS/cm	1.02 mg/L	4.16 NTU	75.5 mV	10.82 ft	200.00 ml/min

Samples

Sample ID:	Description:

Low-Flow Test Report:

Test Date / Time: 11/17/2022 3:08:14 PM
Project: HRID 4Q2022 MW-56S
Operator Name: Cole Baird

Location Name: HRID **Well Diameter: 2 in** **Casing Type: PVC Sch. 40** **Screen Length: 10 ft** **Top of Screen: 6 ft** **Total Depth: 16.1 ft** **Initial Depth to Water: 11.38 ft**	**Pump Type: Proactive SS Monsoon XL** **Tubing Type: Poly** **Pump Intake From TOC: 13.5 ft** **Estimated Total Volume Pumped: 5400 ml** **Flow Cell Volume: 130 ml** **Final Flow Rate: 200 ml/min** **Final Draw Down: 15.31 ft**	**Instrument Used: Aqua TROLL 500** **Serial Number: 913928**

Test Notes:
Vocs, very slow recharge, sample had higher than average level of turbidity, no odor

Weather Conditions:
Overcast, 30

Low-Flow Readings:

Date Time	Elapsed Time	pH	Temperature	Specific Conductivity	RDO Concentration	Turbidity	ORP	Depth to Water	Flow
		+/- 0.1	+/- 3 %	+/- 3 %	+/- 10 %	+/- 10 %	+/- 10		
11/17/2022 3:08 PM	00:00	7.37 pH	52.30 °F	775.90 µS/cm	5.50 mg/L	503.97 NTU	14.1 mV	11.38 ft	200.00 ml/min
11/17/2022 3:09 PM	01:00	7.32 pH	52.39 °F	776.07 µS/cm	4.07 mg/L	569.12 NTU	18.4 mV	11.38 ft	200.00 ml/min
11/17/2022 3:10 PM	02:00	7.29 pH	51.97 °F	766.66 µS/cm	3.55 mg/L	578.61 NTU	21.9 mV	11.38 ft	200.00 ml/min
11/17/2022 3:11 PM	03:00	7.25 pH	53.77 °F	778.87 µS/cm	3.40 mg/L	550.59 NTU	25.7 mV	11.38 ft	200.00 ml/min
11/17/2022 3:12 PM	04:00	7.19 pH	55.37 °F	788.98 µS/cm	3.32 mg/L	1,240.6 NTU	29.2 mV	11.38 ft	200.00 ml/min
11/17/2022 3:13 PM	05:00	7.22 pH	54.59 °F	780.71 µS/cm	3.33 mg/L	1,016.8 NTU	29.4 mV	11.38 ft	200.00 ml/min
11/17/2022 3:14 PM	06:00	7.21 pH	53.57 °F	778.55 µS/cm	3.29 mg/L	908.32 NTU	32.0 mV	11.38 ft	200.00 ml/min
11/17/2022 3:15 PM	07:00	7.21 pH	52.40 °F	774.63 µS/cm	3.32 mg/L	863.94 NTU	34.1 mV	11.38 ft	200.00 ml/min
11/17/2022 3:16 PM	08:00	7.21 pH	51.75 °F	775.49 µS/cm	3.29 mg/L	982.58 NTU	35.6 mV	11.38 ft	200.00 ml/min
11/17/2022 3:17 PM	09:00	7.22 pH	50.66 °F	774.19 µS/cm	3.34 mg/L	744.47 NTU	37.4 mV	11.38 ft	200.00 ml/min
11/17/2022 3:18 PM	10:00	7.22 pH	50.11 °F	774.50 µS/cm	3.33 mg/L	946.83 NTU	39.1 mV	11.38 ft	200.00 ml/min
11/17/2022 3:19 PM	11:00	7.22 pH	49.63 °F	773.62 µS/cm	3.39 mg/L	949.36 NTU	40.6 mV	11.38 ft	200.00 ml/min
11/17/2022 3:20 PM	12:00	7.21 pH	49.04 °F	776.77 µS/cm	3.54 mg/L	770.20 NTU	42.5 mV	11.38 ft	200.00 ml/min

11/17/2022 3:21 PM	13:00	7.14 pH	51.91 °F	800.16 µS/cm	3.96 mg/L	853.49 NTU	45.4 mV	11.38 ft	200.00 ml/min
11/17/2022 3:22 PM	14:00	7.15 pH	53.79 °F	792.25 µS/cm	5.16 mg/L	681.39 NTU	47.1 mV	11.38 ft	200.00 ml/min
11/17/2022 3:23 PM	15:00	7.14 pH	53.81 °F	788.16 µS/cm	5.22 mg/L	780.74 NTU	50.9 mV	11.38 ft	200.00 ml/min
11/17/2022 3:24 PM	16:00	7.14 pH	53.81 °F	780.46 µS/cm	5.10 mg/L	735.65 NTU	53.6 mV	11.38 ft	200.00 ml/min
11/17/2022 3:25 PM	17:00	7.20 pH	53.71 °F	781.91 µS/cm	5.51 mg/L	1,008.7 NTU	53.7 mV	11.38 ft	200.00 ml/min
11/17/2022 3:26 PM	18:00	7.21 pH	53.32 °F	778.55 µS/cm	5.46 mg/L	738.45 NTU	56.0 mV	11.38 ft	200.00 ml/min
11/17/2022 3:27 PM	19:00	7.31 pH	52.47 °F	782.94 µS/cm	9.14 mg/L	1,191.9 NTU	55.9 mV	11.38 ft	200.00 ml/min
11/17/2022 3:28 PM	20:00	7.22 pH	55.48 °F	782.19 µS/cm	6.54 mg/L	828.10 NTU	59.1 mV	11.38 ft	200.00 ml/min
11/17/2022 3:29 PM	21:00	7.21 pH	55.00 °F	780.35 µS/cm	6.02 mg/L	1,048.7 NTU	61.8 mV	11.38 ft	200.00 ml/min
11/17/2022 3:30 PM	22:00	7.21 pH	54.11 °F	777.84 µS/cm	5.74 mg/L	859.15 NTU	63.5 mV	11.38 ft	200.00 ml/min
11/17/2022 3:31 PM	23:00	7.22 pH	53.43 °F	777.27 µS/cm	5.65 mg/L	829.90 NTU	64.5 mV	11.38 ft	200.00 ml/min
11/17/2022 3:32 PM	24:00	7.23 pH	52.71 °F	777.50 µS/cm	5.69 mg/L	737.28 NTU	65.3 mV	11.38 ft	200.00 ml/min
11/17/2022 3:33 PM	25:00	7.19 pH	52.87 °F	779.33 µS/cm	5.50 mg/L	938.74 NTU	68.1 mV	11.38 ft	200.00 ml/min
11/17/2022 3:34 PM	26:00	7.16 pH	53.26 °F	777.49 µS/cm	5.37 mg/L	1,015.9 NTU	70.6 mV	11.38 ft	200.00 ml/min
11/17/2022 3:35 PM	27:00	7.14 pH	53.11 °F	776.47 µS/cm	5.38 mg/L	1,293.3 NTU	72.2 mV	11.38 ft	200.00 ml/min

Samples

Sample ID:	Description:

Low-Flow Test Report:

Test Date / Time: 11/17/2022 2:41:46 PM
Project: HRID 4Q2022 MW-56D
Operator Name: Cole Baird

Location Name: HRID **Well Diameter: 2 in** **Casing Type: PVC Sch. 40** **Screen Length: 10 ft** **Top of Screen: 6 ft** **Total Depth: 16.1 ft** **Initial Depth to Water: 12.81 ft**	**Pump Type: Proactive SS Monsoon XL** **Tubing Type: Poly** **Pump Intake From TOC: 37.5 ft** **Estimated Total Volume Pumped: 2800 ml** **Flow Cell Volume: 130 ml** **Final Flow Rate: 200 ml/min** **Final Draw Down: 12.84 ft**	**Instrument Used: Aqua TROLL 500** **Serial Number: 913928**

Test Notes:
Vocs, MS/MSD 3, no odor, clear

Weather Conditions:
Overcast, 31

Low-Flow Readings:

Date Time	Elapsed Time	pH	Temperature	Specific Conductivity	RDO Concentration	Turbidity	ORP	Depth to Water	Flow
		+/- 0.1	+/- 3 %	+/- 3 %	+/- 10 %	+/- 10 %	+/- 10		
11/17/2022 2:41 PM	00:00	8.12 pH	50.01 °F	631.87 µS/cm	7.40 mg/L	7.21 NTU	67.1 mV	12.81 ft	200.00 ml/min
11/17/2022 2:42 PM	01:00	7.92 pH	50.32 °F	643.72 µS/cm	3.67 mg/L	39.27 NTU	57.4 mV	12.81 ft	200.00 ml/min
11/17/2022 2:43 PM	02:00	7.81 pH	50.45 °F	648.37 µS/cm	1.92 mg/L	67.85 NTU	41.0 mV	12.81 ft	200.00 ml/min
11/17/2022 2:44 PM	03:00	7.71 pH	51.55 °F	655.64 µS/cm	1.19 mg/L	45.59 NTU	26.2 mV	12.81 ft	200.00 ml/min
11/17/2022 2:45 PM	04:00	7.65 pH	52.46 °F	661.84 µS/cm	0.73 mg/L	23.42 NTU	12.3 mV	12.81 ft	200.00 ml/min
11/17/2022 2:46 PM	05:00	7.60 pH	53.06 °F	664.96 µS/cm	0.49 mg/L	15.18 NTU	1.4 mV	12.81 ft	200.00 ml/min
11/17/2022 2:47 PM	06:00	7.56 pH	53.38 °F	665.00 µS/cm	0.37 mg/L	11.29 NTU	-5.9 mV	12.81 ft	200.00 ml/min
11/17/2022 2:48 PM	07:00	7.54 pH	53.62 °F	667.15 µS/cm	0.31 mg/L	9.03 NTU	-10.8 mV	12.81 ft	200.00 ml/min
11/17/2022 2:49 PM	08:00	7.53 pH	53.45 °F	666.88 µS/cm	0.26 mg/L	6.46 NTU	-13.5 mV	12.81 ft	200.00 ml/min
11/17/2022 2:50 PM	09:00	7.51 pH	53.59 °F	668.01 µS/cm	0.22 mg/L	4.85 NTU	-15.1 mV	12.81 ft	200.00 ml/min
11/17/2022 2:51 PM	10:00	7.51 pH	53.47 °F	669.12 µS/cm	0.19 mg/L	3.74 NTU	-16.3 mV	12.81 ft	200.00 ml/min
11/17/2022 2:52 PM	11:00	7.51 pH	53.21 °F	670.10 µS/cm	0.17 mg/L	2.45 NTU	-17.8 mV	12.81 ft	200.00 ml/min
11/17/2022 2:53 PM	12:00	7.50 pH	52.98 °F	673.14 µS/cm	0.16 mg/L	3.04 NTU	-18.7 mV	12.81 ft	200.00 ml/min

11/17/2022 2:54 PM	13:00	7.49 pH	53.05 °F	677.06 µS/cm	0.15 mg/L	2.47 NTU	-19.3 mV	12.81 ft	200.00 ml/min
11/17/2022 2:55 PM	14:00	7.48 pH	53.19 °F	681.63 µS/cm	0.14 mg/L	1.97 NTU	-20.2 mV	12.81 ft	200.00 ml/min

Samples

Sample ID:	Description:

Low-Flow Test Report:

Test Date / Time: 11/17/2022 12:04:07 PM
Project: HRID 4Q2022 MW-57D
Operator Name: Cole Baird

Location Name: HRID **Well Diameter: 2 in** **Casing Type: PVC Sch. 40** **Screen Length: 5 ft** **Top of Screen: 57 ft** **Total Depth: 62.42 ft** **Initial Depth to Water: 10.82 ft**	**Pump Type: Proactive SS Monsoon XL** **Tubing Type: Poly** **Pump Intake From TOC: 36 ft** **Estimated Total Volume Pumped: 8773.333 ml** **Flow Cell Volume: 130 ml** **Final Flow Rate: 200 ml/min** **Final Draw Down: 11.61 ft**	**Instrument Used: Aqua TROLL 500** **Serial Number: 913928**

Test Notes:
Vocs, high turbidity, brown hue, no odor, blue/clear sheen on water surface

Weather Conditions:
Overcast, 29

Low-Flow Readings:

Date Time	Elapsed Time	pH	Temperature	Specific Conductivity	RDO Concentration	Turbidity	ORP	Depth to Water	Flow
		+/- 0.1	+/- 3 %	+/- 3 %	+/- 10 %	+/- 10 %	+/- 10		
11/17/2022 12:04 PM	00:00	7.33 pH	52.94 °F	654.62 µS/cm	8.83 mg/L	13.06 NTU	86.5 mV	10.82 ft	200.00 ml/min
11/17/2022 12:06 PM	02:05	7.27 pH	54.65 °F	705.08 µS/cm	3.99 mg/L	1.02 NTU	78.6 mV	10.82 ft	200.00 ml/min
11/17/2022 12:07 PM	03:05	7.26 pH	54.39 °F	717.81 µS/cm	3.19 mg/L	1.33 NTU	68.2 mV	10.82 ft	200.00 ml/min
11/17/2022 12:08 PM	04:05	7.25 pH	54.15 °F	741.08 µS/cm	2.61 mg/L	2.84 NTU	60.2 mV	10.82 ft	200.00 ml/min
11/17/2022 12:09 PM	05:05	7.22 pH	53.94 °F	762.79 µS/cm	1.82 mg/L	3.14 NTU	50.8 mV	10.82 ft	200.00 ml/min
11/17/2022 12:10 PM	06:05	7.21 pH	53.85 °F	771.04 µS/cm	1.13 mg/L	2.72 NTU	40.2 mV	10.82 ft	200.00 ml/min
11/17/2022 12:11 PM	07:05	7.20 pH	53.75 °F	774.89 µS/cm	0.76 mg/L	3.25 NTU	31.6 mV	10.82 ft	200.00 ml/min
11/17/2022 12:12 PM	08:05	7.20 pH	53.84 °F	777.12 µS/cm	0.56 mg/L	5.35 NTU	23.1 mV	10.82 ft	200.00 ml/min
11/17/2022 12:13 PM	09:05	7.19 pH	53.78 °F	778.51 µS/cm	0.42 mg/L	6.39 NTU	15.2 mV	10.82 ft	200.00 ml/min
11/17/2022 12:14 PM	10:05	7.19 pH	53.77 °F	779.41 µS/cm	0.33 mg/L	8.22 NTU	8.3 mV	10.82 ft	200.00 ml/min
11/17/2022 12:16 PM	12:50	7.18 pH	53.67 °F	779.91 µS/cm	0.27 mg/L	41.36 NTU	-1.7 mV	10.82 ft	200.00 ml/min
11/17/2022 12:17 PM	13:50	7.19 pH	53.75 °F	778.75 µS/cm	0.29 mg/L	69.59 NTU	-3.2 mV	10.82 ft	200.00 ml/min
11/17/2022 12:18 PM	14:50	7.19 pH	53.74 °F	780.91 µS/cm	0.35 mg/L	496.65 NTU	-4.9 mV	10.82 ft	200.00 ml/min

11/17/2022 12:19 PM	15:50	7.19 pH	53.92 °F	792.84 µS/cm	0.29 mg/L	2,916.2 NTU	-8.1 mV	10.82 ft	200.00 ml/min
11/17/2022 12:20 PM	16:50	7.21 pH	53.68 °F	808.25 µS/cm	2.75 mg/L	4,233.1 NTU	-4.3 mV	10.82 ft	200.00 ml/min
11/17/2022 12:21 PM	17:50	7.24 pH	52.91 °F	806.84 µS/cm	0.97 mg/L	4,097.2 NTU	-7.3 mV	10.82 ft	200.00 ml/min
11/17/2022 12:22 PM	18:50	7.24 pH	52.29 °F	808.77 µS/cm	0.51 mg/L	4,379.1 NTU	-8.4 mV	10.82 ft	200.00 ml/min
11/17/2022 12:23 PM	19:50	7.23 pH	53.03 °F	810.05 µS/cm	0.28 mg/L	4,139.9 NTU	-9.4 mV	10.82 ft	200.00 ml/min
11/17/2022 12:24 PM	20:50	7.25 pH	53.68 °F	811.89 µS/cm	2.81 mg/L	4,008.4 NTU	-7.1 mV	10.82 ft	200.00 ml/min
11/17/2022 12:25 PM	21:50	7.25 pH	52.49 °F	807.29 µS/cm	0.95 mg/L	4,024.5 NTU	-9.5 mV	10.82 ft	200.00 ml/min
11/17/2022 12:26 PM	22:50	7.25 pH	52.50 °F	809.48 µS/cm	0.42 mg/L	3,900.2 NTU	-11.0 mV	10.82 ft	200.00 ml/min
11/17/2022 12:27 PM	23:50	7.25 pH	52.97 °F	809.90 µS/cm	0.23 mg/L	3,516.5 NTU	-12.4 mV	10.82 ft	200.00 ml/min
11/17/2022 12:28 PM	24:50	7.26 pH	53.22 °F	808.55 µS/cm	0.15 mg/L	3,420.9 NTU	-13.8 mV	10.82 ft	200.00 ml/min
11/17/2022 12:29 PM	25:50	7.27 pH	52.67 °F	806.73 µS/cm	0.15 mg/L	3,430.9 NTU	-15.0 mV	10.82 ft	200.00 ml/min
11/17/2022 12:30 PM	26:50	7.26 pH	52.04 °F	809.94 µS/cm	0.14 mg/L	3,602.2 NTU	-15.0 mV	10.82 ft	200.00 ml/min
11/17/2022 12:31 PM	27:50	7.26 pH	52.36 °F	809.47 µS/cm	0.12 mg/L	3,176.6 NTU	-15.9 mV	10.82 ft	200.00 ml/min
11/17/2022 12:32 PM	28:50	7.27 pH	51.93 °F	806.63 µS/cm	0.12 mg/L	3,347.4 NTU	-17.1 mV	10.82 ft	200.00 ml/min
11/17/2022 12:33 PM	29:50	7.26 pH	52.10 °F	810.44 µS/cm	0.11 mg/L	3,352.9 NTU	-17.4 mV	10.82 ft	200.00 ml/min
11/17/2022 12:34 PM	30:50	7.26 pH	52.42 °F	810.40 µS/cm	0.09 mg/L	3,005.2 NTU	-17.6 mV	10.82 ft	200.00 ml/min
11/17/2022 12:35 PM	31:50	7.27 pH	52.34 °F	809.17 µS/cm	0.08 mg/L	3,082.7 NTU	-18.5 mV	10.82 ft	200.00 ml/min
11/17/2022 12:36 PM	32:50	7.27 pH	52.15 °F	806.44 µS/cm	0.08 mg/L	3,059.2 NTU	-19.5 mV	10.82 ft	200.00 ml/min
11/17/2022 12:37 PM	33:50	7.27 pH	51.71 °F	808.90 µS/cm	0.07 mg/L	2,900.2 NTU	-19.6 mV	10.82 ft	200.00 ml/min
11/17/2022 12:38 PM	34:50	7.25 pH	52.54 °F	810.73 µS/cm	0.07 mg/L	2,695.5 NTU	-19.5 mV	10.82 ft	200.00 ml/min
11/17/2022 12:39 PM	35:50	7.26 pH	52.90 °F	810.34 µS/cm	0.06 mg/L	2,623.9 NTU	-20.3 mV	10.82 ft	200.00 ml/min
11/17/2022 12:41 PM	37:52	7.24 pH	53.77 °F	810.47 µS/cm	0.05 mg/L	2,278.3 NTU	-20.9 mV	10.82 ft	200.00 ml/min
11/17/2022 12:42 PM	38:52	7.26 pH	53.54 °F	808.77 µS/cm	0.04 mg/L	2,412.1 NTU	-21.5 mV	10.82 ft	200.00 ml/min
11/17/2022 12:43 PM	39:52	7.27 pH	54.24 °F	809.61 µS/cm	2.51 mg/L	2,104.2 NTU	-19.4 mV	10.82 ft	200.00 ml/min
11/17/2022 12:44 PM	40:52	7.26 pH	53.81 °F	808.24 µS/cm	0.70 mg/L	2,182.4 NTU	-20.1 mV	10.82 ft	200.00 ml/min
11/17/2022 12:45 PM	41:52	7.26 pH	53.78 °F	807.98 µS/cm	0.21 mg/L	1,863.0 NTU	-20.7 mV	10.82 ft	200.00 ml/min
11/17/2022 12:46 PM	42:52	7.26 pH	53.97 °F	808.95 µS/cm	0.09 mg/L	1,677.3 NTU	-21.2 mV	10.82 ft	200.00 ml/min
11/17/2022 12:47 PM	43:52	7.26 pH	53.86 °F	807.36 µS/cm	0.05 mg/L	1,564.6 NTU	-21.1 mV	10.82 ft	200.00 ml/min

Low-Flow Test Report:

Test Date / Time: 11/17/2022 11:20:08 AM
Project: HRID 4Q2022 MW-57S Actual
Operator Name: Cole Baird

Location Name: HRID **Well Diameter: 2 in** **Casing Type: PVC Sch. 40** **Screen Length: 10 ft** **Top of Screen: 5 ft** **Total Depth: 15.97 ft** **Initial Depth to Water: 10.82 ft**	**Pump Type: Proactive SS Monsoon XL** **Tubing Type: Poly** **Pump Intake From TOC: 12.5 ft** **Estimated Total Volume Pumped: 7343.333 ml** **Flow Cell Volume: 130 ml** **Final Flow Rate: 200 ml/min** **Final Draw Down: 10.84 ft**	**Instrument Used: Aqua TROLL 500** **Serial Number: 913928**

Test Notes:
Vocs, no odor, clear

Weather Conditions:
Overcast, 30

Low-Flow Readings:

Date Time	Elapsed Time	pH	Temperature	Specific Conductivity	RDO Concentration	Turbidity	ORP	Depth to Water	Flow
		+/- 0.1	+/- 3 %	+/- 3 %	+/- 10 %	+/- 10 %	+/- 10		
11/17/2022 11:20 AM	00:00	7.41 pH	50.46 °F	831.43 µS/cm	9.96 mg/L	911.12 NTU	69.2 mV	10.82 ft	200.00 ml/min
11/17/2022 11:21 AM	01:00	7.22 pH	56.68 °F	808.11 µS/cm	3.21 mg/L	6,150.3 NTU	73.9 mV	10.82 ft	200.00 ml/min
11/17/2022 11:22 AM	02:00	7.19 pH	56.15 °F	799.63 µS/cm	1.61 mg/L	5,567.3 NTU	73.8 mV	10.82 ft	200.00 ml/min
11/17/2022 11:23 AM	03:00	7.17 pH	55.51 °F	799.67 µS/cm	1.11 mg/L	4,779.1 NTU	73.0 mV	10.82 ft	200.00 ml/min
11/17/2022 11:24 AM	04:00	7.16 pH	55.70 °F	801.44 µS/cm	0.93 mg/L	4,027.3 NTU	71.8 mV	10.82 ft	200.00 ml/min
11/17/2022 11:25 AM	05:00	7.15 pH	56.19 °F	802.74 µS/cm	0.84 mg/L	3,586.1 NTU	70.3 mV	10.82 ft	200.00 ml/min
11/17/2022 11:26 AM	06:00	7.14 pH	56.69 °F	802.14 µS/cm	0.79 mg/L	3,194.5 NTU	69.2 mV	10.82 ft	200.00 ml/min
11/17/2022 11:27 AM	07:00	7.14 pH	56.95 °F	801.22 µS/cm	0.72 mg/L	2,323.5 NTU	68.0 mV	10.82 ft	200.00 ml/min
11/17/2022 11:28 AM	08:00	7.14 pH	56.87 °F	800.49 µS/cm	0.70 mg/L	1,870.0 NTU	66.8 mV	10.82 ft	200.00 ml/min
11/17/2022 11:29 AM	09:00	7.14 pH	56.82 °F	800.09 µS/cm	0.69 mg/L	1,654.7 NTU	65.9 mV	10.82 ft	200.00 ml/min
11/17/2022 11:30 AM	10:00	7.14 pH	56.86 °F	801.30 µS/cm	0.63 mg/L	1,472.5 NTU	65.1 mV	10.82 ft	200.00 ml/min
11/17/2022 11:31 AM	11:00	7.14 pH	56.37 °F	799.88 µS/cm	0.62 mg/L	1,189.9 NTU	64.7 mV	10.82 ft	200.00 ml/min
11/17/2022 11:32 AM	12:00	7.13 pH	56.88 °F	800.07 µS/cm	0.61 mg/L	1,091.7 NTU	64.0 mV	10.82 ft	200.00 ml/min

11/17/2022 11:33 AM	13:00	7.13 pH	56.51 °F	799.01 µS/cm	0.59 mg/L	948.80 NTU	63.8 mV	10.82 ft	200.00 ml/min
11/17/2022 11:34 AM	14:00	7.13 pH	57.00 °F	799.51 µS/cm	0.51 mg/L	816.32 NTU	63.2 mV	10.82 ft	200.00 ml/min
11/17/2022 11:35 AM	15:00	7.13 pH	56.65 °F	798.71 µS/cm	0.49 mg/L	667.78 NTU	62.6 mV	10.82 ft	200.00 ml/min
11/17/2022 11:36 AM	16:00	7.17 pH	55.33 °F	781.12 µS/cm	0.49 mg/L	610.38 NTU	61.8 mV	10.82 ft	200.00 ml/min
11/17/2022 11:37 AM	17:00	7.13 pH	56.12 °F	800.67 µS/cm	0.42 mg/L	594.02 NTU	62.3 mV	10.82 ft	200.00 ml/min
11/17/2022 11:38 AM	18:00	7.13 pH	56.78 °F	800.34 µS/cm	0.39 mg/L	564.93 NTU	61.6 mV	10.82 ft	200.00 ml/min
11/17/2022 11:39 AM	19:00	7.13 pH	57.29 °F	801.57 µS/cm	0.49 mg/L	561.30 NTU	61.1 mV	10.82 ft	200.00 ml/min
11/17/2022 11:40 AM	20:00	7.15 pH	57.68 °F	801.43 µS/cm	2.18 mg/L	564.50 NTU	61.1 mV	10.82 ft	200.00 ml/min
11/17/2022 11:41 AM	21:43	7.13 pH	57.59 °F	797.82 µS/cm	1.59 mg/L	1,259.1 NTU	63.6 mV	10.82 ft	200.00 ml/min
11/17/2022 11:42 AM	22:43	7.14 pH	57.04 °F	799.72 µS/cm	0.74 mg/L	2,099.3 NTU	63.7 mV	10.82 ft	200.00 ml/min
11/17/2022 11:43 AM	23:43	7.14 pH	56.94 °F	800.11 µS/cm	0.49 mg/L	1,605.6 NTU	63.6 mV	10.82 ft	200.00 ml/min
11/17/2022 11:44 AM	24:43	7.15 pH	56.52 °F	799.02 µS/cm	0.41 mg/L	1,413.7 NTU	62.8 mV	10.82 ft	200.00 ml/min
11/17/2022 11:45 AM	25:43	7.15 pH	55.91 °F	796.28 µS/cm	0.36 mg/L	1,204.6 NTU	62.3 mV	10.82 ft	200.00 ml/min
11/17/2022 11:46 AM	26:43	7.13 pH	56.84 °F	800.75 µS/cm	0.33 mg/L	1,013.2 NTU	62.3 mV	10.82 ft	200.00 ml/min
11/17/2022 11:47 AM	27:43	7.13 pH	56.98 °F	800.80 µS/cm	0.30 mg/L	743.00 NTU	61.8 mV	10.82 ft	200.00 ml/min
11/17/2022 11:48 AM	28:43	7.13 pH	57.17 °F	800.03 µS/cm	0.27 mg/L	616.39 NTU	61.4 mV	10.82 ft	200.00 ml/min
11/17/2022 11:49 AM	29:43	7.12 pH	57.64 °F	805.65 µS/cm	0.27 mg/L	412.05 NTU	61.1 mV	10.82 ft	200.00 ml/min
11/17/2022 11:50 AM	30:43	7.12 pH	57.75 °F	807.09 µS/cm	0.27 mg/L	297.87 NTU	60.9 mV	10.82 ft	200.00 ml/min
11/17/2022 11:51 AM	31:43	7.12 pH	57.93 °F	807.34 µS/cm	0.25 mg/L	220.23 NTU	60.6 mV	10.82 ft	200.00 ml/min
11/17/2022 11:52 AM	32:43	7.12 pH	57.82 °F	805.07 µS/cm	0.24 mg/L	167.84 NTU	60.4 mV	10.82 ft	200.00 ml/min
11/17/2022 11:53 AM	33:43	7.12 pH	57.95 °F	803.67 µS/cm	0.21 mg/L	144.46 NTU	59.9 mV	10.82 ft	200.00 ml/min
11/17/2022 11:54 AM	34:43	7.12 pH	58.10 °F	802.01 µS/cm	0.18 mg/L	138.08 NTU	59.7 mV	10.82 ft	200.00 ml/min
11/17/2022 11:55 AM	35:43	7.12 pH	58.00 °F	800.44 µS/cm	0.16 mg/L	128.24 NTU	59.8 mV	10.82 ft	200.00 ml/min
11/17/2022 11:56 AM	36:43	7.11 pH	58.14 °F	799.84 µS/cm	0.16 mg/L	117.37 NTU	60.3 mV	10.82 ft	200.00 ml/min

Samples

Sample ID:	Description:

Low-Flow Test Report:

Test Date / Time: 11/17/2022 10:44:58 AM
Project: HRID 4Q2022 MW-58S
Operator Name: Cole Baird

Location Name: HRID **Well Diameter: 2 in** **Casing Type: PVC Sch. 40** **Screen Length: 10 ft** **Top of Screen: 5 ft** **Total Depth: 15.31 ft** **Initial Depth to Water: 11.31 ft**	**Pump Type: Proactive SS Monsoon XL** **Tubing Type: Poly** **Pump Intake From TOC: 13 ft** **Estimated Total Volume Pumped: 4600 ml** **Flow Cell Volume: 130 ml** **Final Flow Rate: 200 ml/min** **Final Draw Down: 11.39 ft**	**Instrument Used: Aqua TROLL 500** **Serial Number: 913928**

Test Notes:
Vocs, clear, no odor

Weather Conditions:
Overcast, 29

Low-Flow Readings:

Date Time	Elapsed Time	pH	Temperature	Specific Conductivity	RDO Concentration	Turbidity	ORP	Depth to Water	Flow
		+/- 0.1	+/- 3 %	+/- 3 %	+/- 10 %	+/- 10 %	+/- 10		
11/17/2022 10:44 AM	00:00	7.49 pH	50.56 °F	756.52 µS/cm	9.87 mg/L	1,213.1 NTU	30.6 mV	11.31 ft	200.00 ml/min
11/17/2022 10:45 AM	01:00	7.42 pH	54.35 °F	752.77 µS/cm	3.83 mg/L	2,011.4 NTU	26.1 mV	11.31 ft	200.00 ml/min
11/17/2022 10:46 AM	02:00	7.34 pH	56.89 °F	747.89 µS/cm	2.18 mg/L	1,557.4 NTU	25.2 mV	11.31 ft	200.00 ml/min
11/17/2022 10:47 AM	03:00	7.31 pH	57.04 °F	745.69 µS/cm	1.74 mg/L	1,586.4 NTU	25.4 mV	11.31 ft	200.00 ml/min
11/17/2022 10:48 AM	04:00	7.29 pH	57.59 °F	741.59 µS/cm	1.46 mg/L	961.83 NTU	25.3 mV	11.31 ft	200.00 ml/min
11/17/2022 10:49 AM	05:00	7.28 pH	57.75 °F	737.88 µS/cm	1.26 mg/L	874.26 NTU	25.4 mV	11.31 ft	200.00 ml/min
11/17/2022 10:50 AM	06:00	7.28 pH	57.13 °F	734.80 µS/cm	1.13 mg/L	673.42 NTU	25.7 mV	11.31 ft	200.00 ml/min
11/17/2022 10:51 AM	07:00	7.27 pH	57.52 °F	732.18 µS/cm	0.94 mg/L	493.46 NTU	25.8 mV	11.31 ft	200.00 ml/min
11/17/2022 10:52 AM	08:00	7.27 pH	57.50 °F	730.49 µS/cm	0.82 mg/L	520.12 NTU	26.0 mV	11.31 ft	200.00 ml/min
11/17/2022 10:53 AM	09:00	7.26 pH	57.54 °F	727.59 µS/cm	0.72 mg/L	375.00 NTU	26.5 mV	11.31 ft	200.00 ml/min
11/17/2022 10:54 AM	10:00	7.25 pH	57.87 °F	729.57 µS/cm	0.63 mg/L	367.21 NTU	26.8 mV	11.31 ft	200.00 ml/min
11/17/2022 10:55 AM	11:00	7.25 pH	57.12 °F	727.31 µS/cm	0.61 mg/L	309.35 NTU	27.4 mV	11.31 ft	200.00 ml/min
11/17/2022 10:56 AM	12:00	7.24 pH	57.53 °F	725.49 µS/cm	0.53 mg/L	204.53 NTU	27.9 mV	11.31 ft	200.00 ml/min

11/17/2022 10:57 AM	13:00	7.24 pH	57.25 °F	723.21 µS/cm	0.48 mg/L	184.16 NTU	28.1 mV	11.31 ft	200.00 ml/min
11/17/2022 10:58 AM	14:00	7.24 pH	57.22 °F	721.62 µS/cm	0.48 mg/L	130.53 NTU	28.8 mV	11.31 ft	200.00 ml/min
11/17/2022 10:59 AM	15:00	7.24 pH	56.80 °F	719.57 µS/cm	0.44 mg/L	122.10 NTU	29.4 mV	11.31 ft	200.00 ml/min
11/17/2022 11:00 AM	16:00	7.24 pH	56.44 °F	719.45 µS/cm	0.41 mg/L	109.48 NTU	29.8 mV	11.31 ft	200.00 ml/min
11/17/2022 11:01 AM	17:00	7.23 pH	56.55 °F	721.35 µS/cm	0.39 mg/L	77.39 NTU	30.5 mV	11.31 ft	200.00 ml/min
11/17/2022 11:02 AM	18:00	7.23 pH	55.90 °F	718.26 µS/cm	0.36 mg/L	64.07 NTU	30.9 mV	11.31 ft	200.00 ml/min
11/17/2022 11:03 AM	19:00	7.23 pH	55.48 °F	721.13 µS/cm	0.36 mg/L	46.40 NTU	31.7 mV	11.31 ft	200.00 ml/min
11/17/2022 11:04 AM	20:00	7.23 pH	55.59 °F	718.07 µS/cm	0.34 mg/L	41.67 NTU	31.8 mV	11.31 ft	200.00 ml/min
11/17/2022 11:05 AM	21:00	7.22 pH	54.98 °F	718.12 µS/cm	0.33 mg/L	39.06 NTU	32.9 mV	11.31 ft	200.00 ml/min
11/17/2022 11:06 AM	22:00	7.23 pH	54.54 °F	716.23 µS/cm	0.32 mg/L	26.40 NTU	32.9 mV	11.31 ft	200.00 ml/min
11/17/2022 11:07 AM	23:00	7.22 pH	54.65 °F	718.68 µS/cm	0.33 mg/L	30.70 NTU	33.7 mV	11.31 ft	200.00 ml/min

Samples

Sample ID:	Description:

Low-Flow Test Report:

Test Date / Time: 11/17/2022 10:18:54 AM
Project: HRID 4Q2022 MW-58D
Operator Name: Cole Baird

Location Name: HRID **Well Diameter: 2 in** **Casing Type: PVC Sch. 40** **Screen Length: 5 ft** **Top of Screen: 39 ft** **Total Depth: 44.74 ft** **Initial Depth to Water: 11.21 ft**	**Pump Type: Proactive SS Monsoon XL** **Tubing Type: Poly** **Pump Intake From TOC: 27.5 ft** **Estimated Total Volume Pumped: 3600 ml** **Flow Cell Volume: 130 ml** **Final Flow Rate: 200 ml/min** **Final Draw Down: 11.28 ft**	**Instrument Used: Aqua TROLL 500** **Serial Number: 913928**

Test Notes:
Vocs,clear, no odor

Weather Conditions:
Overcast, 29

Low-Flow Readings:

Date Time	Elapsed Time	pH	Temperature	Specific Conductivity	RDO Concentration	Turbidity	ORP	Depth to Water	Flow
		+/- 0.1	+/- 3 %	+/- 3 %	+/- 10 %	+/- 10 %	+/- 10		
11/17/2022 10:18 AM	00:00	8.57 pH	52.65 °F	629.22 µS/cm	6.99 mg/L	25.87 NTU	123.9 mV	11.21 ft	200.00 ml/min
11/17/2022 10:19 AM	01:00	8.16 pH	55.52 °F	602.48 µS/cm	2.12 mg/L	22.68 NTU	130.0 mV	11.21 ft	200.00 ml/min
11/17/2022 10:20 AM	02:00	7.92 pH	55.76 °F	592.85 µS/cm	0.85 mg/L	18.93 NTU	133.5 mV	11.21 ft	200.00 ml/min
11/17/2022 10:21 AM	03:00	7.77 pH	55.23 °F	586.38 µS/cm	0.42 mg/L	16.83 NTU	134.3 mV	11.21 ft	200.00 ml/min
11/17/2022 10:22 AM	04:00	7.67 pH	55.19 °F	583.12 µS/cm	0.30 mg/L	15.03 NTU	131.7 mV	11.21 ft	200.00 ml/min
11/17/2022 10:23 AM	05:00	7.62 pH	54.03 °F	579.99 µS/cm	0.22 mg/L	14.30 NTU	127.2 mV	11.21 ft	200.00 ml/min
11/17/2022 10:24 AM	06:00	7.58 pH	53.11 °F	579.35 µS/cm	0.20 mg/L	13.42 NTU	121.0 mV	11.21 ft	200.00 ml/min
11/17/2022 10:25 AM	07:00	7.56 pH	51.59 °F	577.63 µS/cm	0.18 mg/L	12.82 NTU	114.3 mV	11.21 ft	200.00 ml/min
11/17/2022 10:26 AM	08:00	7.56 pH	49.85 °F	572.31 µS/cm	0.17 mg/L	14.15 NTU	107.1 mV	11.21 ft	200.00 ml/min
11/17/2022 10:27 AM	09:00	7.50 pH	52.34 °F	585.03 µS/cm	0.20 mg/L	12.20 NTU	99.8 mV	11.21 ft	200.00 ml/min
11/17/2022 10:28 AM	10:00	7.47 pH	55.26 °F	577.71 µS/cm	0.23 mg/L	11.86 NTU	89.1 mV	11.21 ft	200.00 ml/min
11/17/2022 10:29 AM	11:00	7.46 pH	55.46 °F	571.09 µS/cm	0.17 mg/L	10.09 NTU	78.2 mV	11.21 ft	200.00 ml/min
11/17/2022 10:30 AM	12:00	7.45 pH	55.11 °F	566.81 µS/cm	0.14 mg/L	8.95 NTU	67.8 mV	11.21 ft	200.00 ml/min

11/17/2022 10:31 AM	13:00	7.45 pH	54.94 °F	564.15 µS/cm	0.13 mg/L	7.78 NTU	57.8 mV	11.21 ft	200.00 ml/min
11/17/2022 10:32 AM	14:00	7.45 pH	54.41 °F	561.64 µS/cm	0.12 mg/L	7.57 NTU	48.6 mV	11.21 ft	200.00 ml/min
11/17/2022 10:33 AM	15:00	7.46 pH	53.71 °F	559.32 µS/cm	0.11 mg/L	6.78 NTU	40.2 mV	11.21 ft	200.00 ml/min
11/17/2022 10:34 AM	16:00	7.46 pH	52.37 °F	558.46 µS/cm	0.12 mg/L	6.54 NTU	34.3 mV	11.21 ft	200.00 ml/min
11/17/2022 10:35 AM	17:00	7.46 pH	52.55 °F	560.59 µS/cm	0.15 mg/L	6.25 NTU	27.6 mV	11.21 ft	200.00 ml/min
11/17/2022 10:36 AM	18:00	7.47 pH	51.16 °F	553.16 µS/cm	0.15 mg/L	6.25 NTU	22.7 mV	11.21 ft	200.00 ml/min

Samples

Sample ID:	Description:

Low-Flow Test Report:

Test Date / Time: 11/22/2022 10:31:10 AM
Project: HRID 4Q2022 MW-64D
Operator Name: Kilauren Driscoll

Location Name: HRID **Well Diameter: 2 in** **Casing Type: PVC Sch. 40** **Screen Length: 10 ft** **Top of Screen: 80.66 ft** **Total Depth: 90.66 ft** **Initial Depth to Water: 5.96 ft**	**Pump Type: Proactive SSHurricane Pro** **Tubing Type: Poly** **Pump Intake From TOC: 48 ft** **Estimated Total Volume Pumped: 4200 ml** **Flow Cell Volume: 130 ml** **Final Flow Rate: 300 ml/min** **Final Draw Down: 11.05 ft**	**Instrument Used: Aqua TROLL 600** **Serial Number: 651965**

Test Notes:
VOCs. Clear no odor

Weather Conditions:
Sunny low 30s

Low-Flow Readings:

Date Time	Elapsed Time	pH	Temperature	Specific Conductivity	RDO Concentration	Turbidity	ORP	Depth to Water	Flow
		+/- 0.1	+/- 3 %	+/- 3 %	+/- 10 %	+/- 10 %	+/- 10		
11/22/2022 10:31 AM	00:00	6.82 pH	43.77 °F	550.43 µS/cm	2.48 mg/L	16.76 NTU	10.1 mV	5.96 ft	300.00 ml/min
11/22/2022 10:32 AM	01:00	6.89 pH	45.18 °F	538.51 µS/cm	0.22 mg/L	12.24 NTU	-3.5 mV	5.96 ft	300.00 ml/min
11/22/2022 10:33 AM	02:00	6.92 pH	42.47 °F	551.85 µS/cm	0.10 mg/L	9.94 NTU	-11.3 mV	5.96 ft	300.00 ml/min
11/22/2022 10:34 AM	03:00	6.93 pH	42.14 °F	588.58 µS/cm	0.09 mg/L	5.00 NTU	-15.9 mV	5.96 ft	300.00 ml/min
11/22/2022 10:35 AM	04:00	6.88 pH	41.27 °F	598.67 µS/cm	0.09 mg/L	3.54 NTU	-16.7 mV	5.96 ft	300.00 ml/min
11/22/2022 10:36 AM	05:00	6.94 pH	42.32 °F	587.85 µS/cm	0.10 mg/L	2.87 NTU	-22.1 mV	5.96 ft	300.00 ml/min
11/22/2022 10:37 AM	06:00	6.91 pH	42.27 °F	591.38 µS/cm	0.09 mg/L	4.84 NTU	-22.2 mV	5.96 ft	300.00 ml/min
11/22/2022 10:38 AM	07:00	6.95 pH	41.86 °F	594.53 µS/cm	0.08 mg/L	4.30 NTU	-25.5 mV	5.96 ft	300.00 ml/min
11/22/2022 10:39 AM	08:00	6.95 pH	41.49 °F	597.17 µS/cm	0.08 mg/L	3.44 NTU	-26.8 mV	5.96 ft	300.00 ml/min
11/22/2022 10:40 AM	09:00	6.93 pH	40.94 °F	601.42 µS/cm	0.08 mg/L	3.09 NTU	-27.1 mV	5.96 ft	300.00 ml/min
11/22/2022 10:41 AM	10:00	6.98 pH	40.47 °F	602.02 µS/cm	0.08 mg/L	2.28 NTU	-30.2 mV	5.96 ft	300.00 ml/min
11/22/2022 10:42 AM	11:00	6.97 pH	40.52 °F	602.25 µS/cm	0.07 mg/L	5.12 NTU	-30.7 mV	5.96 ft	300.00 ml/min
11/22/2022 10:43 AM	12:00	6.94 pH	40.39 °F	600.61 µS/cm	0.07 mg/L	3.05 NTU	-30.0 mV	5.96 ft	300.00 ml/min

11/22/2022 10:44 AM	13:00	6.92 pH	39.99 °F	605.33 µS/cm	0.07 mg/L	2.34 NTU	-30.2 mV	5.96 ft	300.00 ml/min
11/22/2022 10:45 AM	14:00	6.92 pH	39.51 °F	609.61 µS/cm	0.06 mg/L	2.82 NTU	-30.8 mV	5.96 ft	300.00 ml/min

Samples

Sample ID:	Description:

Created using VuSitu from In-Situ, Inc.

Low-Flow Test Report:

Test Date / Time: 11/22/2022 9:39:39 AM
Project: HRID 4Q2022 MW-64I
Operator Name: Kilauren Driscoll

Location Name: HRID **Well Diameter: 2 in** **Casing Type: PVC Sch. 40** **Screen Length: 10 ft** **Top of Screen: 45.59 ft** **Total Depth: 55.59 ft** **Initial Depth to Water: 7.5 ft**	**Pump Type: Proactive SSHurricane Pro** **Tubing Type: Poly** **Pump Intake From TOC: 31 ft** **Estimated Total Volume Pumped: 10800 ml** **Flow Cell Volume: 130 ml** **Final Flow Rate: 300 ml/min** **Final Draw Down: 9.53 ft**	**Instrument Used: Aqua TROLL 600** **Serial Number: 651965**

Test Notes:
VOCs. Clear no odor

Weather Conditions:
Sunny 30 degrees

Low-Flow Readings:

Date Time	Elapsed Time	pH	Temperature	Specific Conductivity	RDO Concentration	Turbidity	ORP	Depth to Water	Flow
		+/- 0.1	+/- 3 %	+/- 3 %	+/- 10 %	+/- 10 %	+/- 10		
11/22/2022 9:39 AM	00:00	6.71 pH	43.78 °F	554.70 µS/cm	11.17 mg/L	29.03 NTU	47.8 mV	7.50 ft	300.00 ml/min
11/22/2022 9:40 AM	01:00	6.83 pH	45.29 °F	569.51 µS/cm	6.83 mg/L	85.30 NTU	43.4 mV	7.50 ft	300.00 ml/min
11/22/2022 9:41 AM	02:00	6.95 pH	43.97 °F	586.71 µS/cm	5.96 mg/L	82.82 NTU	32.9 mV	7.50 ft	300.00 ml/min
11/22/2022 9:42 AM	03:00	6.70 pH	42.46 °F	627.59 µS/cm	4.93 mg/L	80.98 NTU	41.7 mV	7.50 ft	300.00 ml/min
11/22/2022 9:43 AM	04:00	6.53 pH	41.68 °F	682.36 µS/cm	1.60 mg/L	51.16 NTU	44.3 mV	7.50 ft	300.00 ml/min
11/22/2022 9:44 AM	05:00	6.52 pH	44.42 °F	654.58 µS/cm	0.55 mg/L	38.91 NTU	43.7 mV	7.50 ft	300.00 ml/min
11/22/2022 9:45 AM	06:00	6.49 pH	45.82 °F	638.66 µS/cm	0.35 mg/L	37.33 NTU	45.3 mV	7.50 ft	300.00 ml/min
11/22/2022 9:46 AM	07:00	6.48 pH	44.44 °F	648.15 µS/cm	0.29 mg/L	41.68 NTU	45.7 mV	7.50 ft	300.00 ml/min
11/22/2022 9:47 AM	08:00	6.49 pH	42.17 °F	663.87 µS/cm	0.27 mg/L	50.97 NTU	44.6 mV	7.50 ft	300.00 ml/min
11/22/2022 9:48 AM	09:00	6.49 pH	45.50 °F	633.22 µS/cm	0.22 mg/L	57.02 NTU	43.6 mV	7.50 ft	300.00 ml/min
11/22/2022 9:49 AM	10:00	6.46 pH	44.70 °F	637.30 µS/cm	0.23 mg/L	61.89 NTU	43.1 mV	7.50 ft	300.00 ml/min
11/22/2022 9:50 AM	11:00	6.44 pH	44.52 °F	642.22 µS/cm	0.20 mg/L	82.57 NTU	36.1 mV	7.50 ft	300.00 ml/min
11/22/2022 9:51 AM	12:00	6.42 pH	43.17 °F	639.90 µS/cm	0.15 mg/L	96.50 NTU	24.8 mV	7.50 ft	300.00 ml/min

11/22/2022 9:52 AM	13:00	6.45 pH	42.55 °F	643.78 µS/cm	0.13 mg/L	107.34 NTU	14.6 mV	7.50 ft	300.00 ml/min
11/22/2022 9:53 AM	14:00	6.47 pH	39.18 °F	673.56 µS/cm	0.13 mg/L	102.23 NTU	8.6 mV	7.50 ft	300.00 ml/min
11/22/2022 9:54 AM	15:00	6.45 pH	41.11 °F	642.91 µS/cm	0.11 mg/L	91.97 NTU	5.6 mV	7.50 ft	300.00 ml/min
11/22/2022 9:55 AM	16:00	6.46 pH	43.21 °F	611.02 µS/cm	0.08 mg/L	87.34 NTU	2.0 mV	7.50 ft	300.00 ml/min
11/22/2022 9:56 AM	17:00	6.45 pH	43.61 °F	607.90 µS/cm	0.07 mg/L	71.59 NTU	0.1 mV	7.50 ft	300.00 ml/min
11/22/2022 9:57 AM	18:00	6.44 pH	42.41 °F	613.92 µS/cm	0.06 mg/L	78.72 NTU	-0.9 mV	7.50 ft	300.00 ml/min
11/22/2022 9:58 AM	19:00	6.42 pH	40.87 °F	619.83 µS/cm	0.06 mg/L	67.19 NTU	-2.1 mV	7.50 ft	300.00 ml/min
11/22/2022 9:59 AM	20:00	6.42 pH	39.72 °F	623.53 µS/cm	0.05 mg/L	63.86 NTU	-3.6 mV	7.50 ft	300.00 ml/min
11/22/2022 10:00 AM	21:00	6.45 pH	44.34 °F	602.22 µS/cm	0.03 mg/L	51.50 NTU	-5.9 mV	7.50 ft	300.00 ml/min
11/22/2022 10:01 AM	22:00	6.44 pH	42.39 °F	610.26 µS/cm	0.03 mg/L	58.96 NTU	-6.5 mV	7.50 ft	300.00 ml/min
11/22/2022 10:02 AM	23:00	6.40 pH	38.28 °F	630.82 µS/cm	0.06 mg/L	39.57 NTU	-6.3 mV	7.50 ft	300.00 ml/min
11/22/2022 10:03 AM	24:00	6.47 pH	38.27 °F	630.65 µS/cm	0.02 mg/L	37.92 NTU	-10.7 mV	7.50 ft	300.00 ml/min
11/22/2022 10:04 AM	25:00	6.43 pH	37.97 °F	635.52 µS/cm	0.03 mg/L	30.79 NTU	-9.4 mV	7.50 ft	300.00 ml/min
11/22/2022 10:05 AM	26:00	6.40 pH	36.60 °F	643.43 µS/cm	0.04 mg/L	24.07 NTU	-8.5 mV	7.50 ft	300.00 ml/min
11/22/2022 10:06 AM	27:00	6.40 pH	35.46 °F	651.67 µS/cm	0.05 mg/L	21.04 NTU	-9.2 mV	7.50 ft	300.00 ml/min
11/22/2022 10:07 AM	28:00	6.41 pH	35.57 °F	647.51 µS/cm	0.03 mg/L	23.39 NTU	-10.1 mV	7.50 ft	300.00 ml/min
11/22/2022 10:08 AM	29:00	6.43 pH	35.08 °F	650.06 µS/cm	0.03 mg/L	18.75 NTU	-11.3 mV	7.50 ft	300.00 ml/min
11/22/2022 10:09 AM	30:00	6.41 pH	33.64 °F	661.90 µS/cm	0.04 mg/L	12.44 NTU	-11.2 mV	7.50 ft	300.00 ml/min
11/22/2022 10:10 AM	31:00	6.42 pH	40.59 °F	679.94 µS/cm	0.01 mg/L	12.39 NTU	-11.3 mV	7.50 ft	300.00 ml/min
11/22/2022 10:11 AM	32:00	6.42 pH	41.24 °F	672.06 µS/cm	0.01 mg/L	12.28 NTU	-12.1 mV	7.50 ft	300.00 ml/min
11/22/2022 10:12 AM	33:00	6.42 pH	41.00 °F	675.72 µS/cm	0.01 mg/L	10.70 NTU	-12.5 mV	7.50 ft	300.00 ml/min
11/22/2022 10:13 AM	34:00	6.41 pH	41.14 °F	673.50 µS/cm	0.00 mg/L	9.25 NTU	-11.9 mV	7.50 ft	300.00 ml/min
11/22/2022 10:14 AM	35:00	6.42 pH	41.34 °F	665.68 µS/cm	0.00 mg/L	8.76 NTU	-13.0 mV	7.50 ft	300.00 ml/min
11/22/2022 10:15 AM	36:00	6.43 pH	41.09 °F	667.67 µS/cm	0.00 mg/L	6.70 NTU	-14.3 mV	7.50 ft	300.00 ml/min

Samples

Sample ID:	Description:

APPENDIX D

4Q2022 LABORATORY ANALYTICAL REPORTS

Pace Analytical Services, LLC
7726 Moller Road
Indianapolis, IN 46268
(317)228-3100

December 01, 2022

Mr. James Cody
Patriot Engineering
6150 E 75th St
Indianapolis, IN 46250

RE: Project: HRID 4Q2022
Pace Project No.: 50331564

Dear Mr. Cody:

Enclosed are the analytical results for sample(s) received by the laboratory on November 18, 2022. The results relate only to the samples included in this report. Results reported herein conform to the applicable TNI/NELAC Standards and the laboratory's Quality Manual, where applicable, unless otherwise noted in the body of the report.

The test results provided in this final report were generated by each of the following laboratories within the Pace Network:

- Pace Analytical Services - Indianapolis

If you have any questions concerning this report, please feel free to contact me.

Sincerely,

Tina Sayer

Tina Sayer
tina.sayer@pacelabs.com
(317)228-3100
Project Manager

Enclosures

This report shall not be reproduced, except in full,
without the written consent of Pace Analytical Services, LLC.

Pace Analytical Services, LLC
7726 Moller Road
Indianapolis, IN 46268
(317)228-3100

CERTIFICATIONS

Project: HRID 4Q2022
Pace Project No.: 50331564

Pace Analytical Services Indianapolis
7726 Moller Road, Indianapolis, IN 46268
Illinois Accreditation #: 200074
Indiana Drinking Water Laboratory #: C-49-06
Kansas/TNI Certification #: E-10177
Kentucky UST Agency Interest #: 80226
Kentucky WW Laboratory ID #: 98019
Michigan Drinking Water Laboratory #9050
Ohio VAP Certified Laboratory #: CL0065
Oklahoma Laboratory #: 9204
Texas Certification #: T104704355
Wisconsin Laboratory #: 999788130
USDA Soil Permit #: P330-19-00257

This report shall not be reproduced, except in full,
without the written consent of Pace Analytical Services, LLC.

Pace Analytical Services, LLC
7726 Moller Road
Indianapolis, IN 46268
(317)228-3100

SAMPLE SUMMARY

Project: HRID 4Q2022
Pace Project No.: 50331564

Lab ID	Sample ID	Matrix	Date Collected	Date Received
50331564001	**MW-11**	Water	11/14/22 12:26	11/18/22 16:00
50331564002	**MW-30**	Water	11/14/22 13:32	11/18/22 16:00
50331564003	**MW-31**	Water	11/14/22 14:50	11/18/22 16:00
50331564004	**MW-23**	Water	11/14/22 15:18	11/18/22 16:00
50331564005	**MW-35**	Water	11/15/22 09:00	11/18/22 16:00
50331564006	**MW-35D**	Water	11/15/22 09:35	11/18/22 16:00
50331564007	**MW-13**	Water	11/15/22 10:10	11/18/22 16:00
50331564008	**MW-36**	Water	11/15/22 10:50	11/18/22 16:00
50331564009	**MW-36D**	Water	11/15/22 11:35	11/18/22 16:00
50331564010	**MW-37S**	Water	11/15/22 11:56	11/18/22 16:00
50331564011	**MW-25**	Water	11/15/22 12:30	11/18/22 16:00
50331564012	**MW-37D**	Water	11/15/22 12:31	11/18/22 16:00
50331564013	**MW-24**	Water	11/15/22 11:00	11/18/22 16:00
50331564014	**MW-11D**	Water	11/15/22 13:15	11/18/22 16:00
50331564015	**MW-38D**	Water	11/15/22 13:22	11/18/22 16:00
50331564016	**MW-21**	Water	11/15/22 14:00	11/18/22 16:00
50331564017	**MW-38S**	Water	11/15/22 14:11	11/18/22 16:00
50331564018	**MW-44D**	Water	11/15/22 14:30	11/18/22 16:00
50331564019	**MW-44**	Water	11/15/22 14:55	11/18/22 16:00
50331564020	**MW-20**	Water	11/15/22 15:30	11/18/22 16:00
50331564021	**MW-32**	Water	11/15/22 15:04	11/18/22 16:00
50331564022	**MW-26**	Water	11/15/22 16:27	11/18/22 16:00
50331564023	**MW-27**	Water	11/15/22 16:30	11/18/22 16:00
50331564024	**MW-33**	Water	11/16/22 15:35	11/18/22 16:00
50331564025	**MW-33D**	Water	11/16/22 16:05	11/18/22 16:00
50331564026	**MW-10**	Water	11/16/22 11:14	11/18/22 16:00
50331564027	**MW-51**	Water	11/16/22 13:07	11/18/22 16:00
50331564028	**MW-50S**	Water	11/16/22 14:47	11/18/22 16:00
50331564029	**MW-40**	Water	11/16/22 08:40	11/18/22 16:00
50331564030	**MW-40D**	Water	11/16/22 09:12	11/18/22 16:00
50331564031	**MW-52**	Water	11/16/22 12:25	11/18/22 16:00
50331564032	**MW-52D**	Water	11/16/22 11:40	11/18/22 16:00
50331564033	**MW-28**	Water	11/16/22 12:45	11/18/22 16:00
50331564034	**MW-16**	Water	11/16/22 13:30	11/18/22 16:00
50331564035	**MW-17**	Water	11/16/22 15:00	11/18/22 16:00
50331564036	**MW-43D**	Water	11/16/22 14:00	11/18/22 16:00
50331564037	**MW-43**	Water	11/16/22 14:25	11/18/22 16:00

This report shall not be reproduced, except in full,
without the written consent of Pace Analytical Services, LLC.

Pace Analytical Services, LLC
7726 Moller Road
Indianapolis, IN 46268
(317)228-3100

SAMPLE SUMMARY

Project: HRID 4Q2022
Pace Project No.: 50331564

Lab ID	Sample ID	Matrix	Date Collected	Date Received
50331564038	**MW-15**	Water	11/16/22 10:25	11/18/22 16:00
50331564039	**MW-15D**	Water	11/16/22 09:50	11/18/22 16:00
50331564040	**MW-14**	Water	11/16/22 09:15	11/18/22 16:00
50331564041	**MW-14D**	Water	11/16/22 08:25	11/18/22 16:00
50331564042	**MW-50D**	Water	11/16/22 15:36	11/18/22 16:00
50331564043	**DUP1**	Water	11/15/22 08:00	11/18/22 16:00
50331564044	**DUP2**	Water	11/16/22 08:00	11/18/22 16:00
50331564045	**MW-55D**	Water	11/17/22 08:30	11/18/22 16:00
50331564046	**MW-55S**	Water	11/17/22 09:20	11/18/22 16:00
50331564047	**MW-58D**	Water	11/17/22 10:30	11/18/22 16:00
50331564048	**MW-58S**	Water	11/17/22 11:10	11/18/22 16:00
50331564049	**MW-57S**	Water	11/17/22 12:00	11/18/22 16:00
50331564050	**MW-57D**	Water	11/17/22 12:15	11/18/22 16:00
50331564051	**MW-54S**	Water	11/17/22 13:20	11/18/22 16:00
50331564052	**MW-54D**	Water	11/17/22 13:45	11/18/22 16:00
50331564053	**MW-53D**	Water	11/17/22 14:05	11/18/22 16:00
50331564054	**MW-53S**	Water	11/17/22 14:35	11/18/22 16:00
50331564055	**MW-56D**	Water	11/17/22 15:00	11/18/22 16:00
50331564056	**MW-56S**	Water	11/17/22 15:51	11/18/22 16:00
50331564057	**MW-34S**	Water	11/17/22 08:56	11/18/22 16:00
50331564058	**MW-34D**	Water	11/17/22 10:10	11/18/22 16:00
50331564059	**MW-22D**	Water	11/17/22 09:48	11/18/22 16:00
50331564060	**MW-22S**	Water	11/17/22 10:20	11/18/22 16:00
50331564061	**MW-29S**	Water	11/17/22 11:26	11/18/22 16:00
50331564062	**MW-29D**	Water	11/17/22 11:57	11/18/22 16:00
50331564063	**MW-41S**	Water	11/17/22 13:07	11/18/22 16:00
50331564064	**MW-41D**	Water	11/17/22 12:34	11/18/22 16:00
50331564065	**MW-12D**	Water	11/17/22 14:05	11/18/22 16:00
50331564066	**MW-39D**	Water	11/17/22 14:48	11/18/22 16:00
50331564067	**MW-45S**	Water	11/17/22 15:48	11/18/22 16:00
50331564068	**DUP3**	Water	11/17/22 08:00	11/18/22 16:00
50331564069	**MW-12S**	Water	11/18/22 10:49	11/18/22 16:00
50331564070	**MW-42S**	Water	11/18/22 11:21	11/18/22 16:00
50331564071	**MW-42D**	Water	11/18/22 11:49	11/18/22 16:00
50331564072	**Trip Blank 1**	Water	11/14/22 08:00	11/18/22 16:00
50331564073	**Trip Blank 2**	Water	11/14/22 08:00	11/18/22 16:00
50331564074	**Trip Blank 3**	Water	11/14/22 08:00	11/18/22 16:00

This report shall not be reproduced, except in full,
without the written consent of Pace Analytical Services, LLC.

Pace Analytical Services, LLC
7726 Moller Road
Indianapolis, IN 46268
(317)228-3100

SAMPLE SUMMARY

Project: HRID 4Q2022
Pace Project No.: 50331564

Lab ID	Sample ID	Matrix	Date Collected	Date Received
50331564075	**Trip Blank 4**	Water	11/14/22 08:00	11/18/22 16:00

This report shall not be reproduced, except in full,
without the written consent of Pace Analytical Services, LLC.

Pace Analytical Services, LLC
7726 Moller Road
Indianapolis, IN 46268
(317)228-3100

SAMPLE ANALYTE COUNT

Project: HRID 4Q2022
Pace Project No.: 50331564

Lab ID	Sample ID	Method	Analysts	Analytes Reported	Laboratory
50331564001	**MW-11**	EPA 5030/8260	TMW	75	PASI-I
50331564002	**MW-30**	EPA 5030/8260	TMW	75	PASI-I
50331564003	**MW-31**	EPA 5030/8260	TMW	75	PASI-I
50331564004	**MW-23**	EPA 5030/8260	TMW	75	PASI-I
50331564005	**MW-35**	EPA 5030/8260	TMW	75	PASI-I
50331564006	**MW-35D**	EPA 5030/8260	TMW	75	PASI-I
50331564007	**MW-13**	EPA 5030/8260	TMW	75	PASI-I
50331564008	**MW-36**	EPA 5030/8260	TMW	75	PASI-I
50331564009	**MW-36D**	EPA 5030/8260	TMW	75	PASI-I
50331564010	**MW-37S**	EPA 5030/8260	TMW	75	PASI-I
50331564011	**MW-25**	EPA 5030/8260	TMW	75	PASI-I
50331564012	**MW-37D**	EPA 5030/8260	TMW	75	PASI-I
50331564013	**MW-24**	EPA 5030/8260	TMW	75	PASI-I
50331564014	**MW-11D**	EPA 5030/8260	TMW	75	PASI-I
50331564015	**MW-38D**	EPA 5030/8260	TMW	75	PASI-I
50331564016	**MW-21**	EPA 5030/8260	TMW	75	PASI-I
50331564017	**MW-38S**	EPA 5030/8260	TMW	75	PASI-I
50331564018	**MW-44D**	EPA 5030/8260	TMW	75	PASI-I
50331564019	**MW-44**	EPA 5030/8260	TMW	75	PASI-I
50331564020	**MW-20**	EPA 5030/8260	TMW	75	PASI-I
50331564021	**MW-32**	EPA 5030/8260	TMW	75	PASI-I
50331564022	**MW-26**	EPA 5030/8260	TMW	75	PASI-I
50331564023	**MW-27**	EPA 5030/8260	TMW	75	PASI-I
50331564024	**MW-33**	EPA 5030/8260	TMW	75	PASI-I
50331564025	**MW-33D**	EPA 5030/8260	TMW	75	PASI-I
50331564026	**MW-10**	EPA 5030/8260	TMW	75	PASI-I
50331564027	**MW-51**	EPA 5030/8260	TMW	75	PASI-I
50331564028	**MW-50S**	EPA 5030/8260	TMW	75	PASI-I
50331564029	**MW-40**	EPA 5030/8260	TMW	75	PASI-I
50331564030	**MW-40D**	EPA 5030/8260	TMW	75	PASI-I
50331564031	**MW-52**	EPA 5030/8260	TMW	75	PASI-I
50331564032	**MW-52D**	EPA 5030/8260	TMW	75	PASI-I
50331564033	**MW-28**	EPA 5030/8260	TMW	75	PASI-I
50331564034	**MW-16**	EPA 5030/8260	TMW	75	PASI-I
50331564035	**MW-17**	EPA 5030/8260	TMW	75	PASI-I
50331564036	**MW-43D**	EPA 5030/8260	TMW	75	PASI-I
50331564037	**MW-43**	EPA 5030/8260	TMW	75	PASI-I

This report shall not be reproduced, except in full,
without the written consent of Pace Analytical Services, LLC.

Pace Analytical Services, LLC
7726 Moller Road
Indianapolis, IN 46268
(317)228-3100

SAMPLE ANALYTE COUNT

Project: HRID 4Q2022
Pace Project No.: 50331564

Lab ID	Sample ID	Method	Analysts	Analytes Reported	Laboratory
50331564038	**MW-15**	EPA 5030/8260	TMW	75	PASI-I
50331564039	**MW-15D**	EPA 5030/8260	TMW	75	PASI-I
50331564040	**MW-14**	EPA 5030/8260	TMW	75	PASI-I
50331564041	**MW-14D**	EPA 5030/8260	TMW	75	PASI-I
50331564042	**MW-50D**	EPA 5030/8260	TMW	75	PASI-I
50331564043	**DUP1**	EPA 5030/8260	TMW	75	PASI-I
50331564044	**DUP2**	EPA 5030/8260	TMW	75	PASI-I
50331564045	**MW-55D**	EPA 5030/8260	TMW	75	PASI-I
50331564046	**MW-55S**	EPA 5030/8260	TMW	75	PASI-I
50331564047	**MW-58D**	EPA 5030/8260	TMW	75	PASI-I
50331564048	**MW-58S**	EPA 5030/8260	TMW	75	PASI-I
50331564049	**MW-57S**	EPA 5030/8260	TMW	75	PASI-I
50331564050	**MW-57D**	EPA 5030/8260	TMW	75	PASI-I
50331564051	**MW-54S**	EPA 5030/8260	TMW	75	PASI-I
50331564052	**MW-54D**	EPA 5030/8260	TMW	75	PASI-I
50331564053	**MW-53D**	EPA 5030/8260	TMW	75	PASI-I
50331564054	**MW-53S**	EPA 5030/8260	TMW	75	PASI-I
50331564055	**MW-56D**	EPA 5030/8260	TMW	75	PASI-I
50331564056	**MW-56S**	EPA 5030/8260	TMW	75	PASI-I
50331564057	**MW-34S**	EPA 5030/8260	TMW	75	PASI-I
50331564058	**MW-34D**	EPA 5030/8260	TMW	75	PASI-I
50331564059	**MW-22D**	EPA 5030/8260	TMW	75	PASI-I
50331564060	**MW-22S**	EPA 5030/8260	TMW	75	PASI-I
50331564061	**MW-29S**	EPA 5030/8260	TMW	75	PASI-I
50331564062	**MW-29D**	EPA 5030/8260	TMW	75	PASI-I
50331564063	**MW-41S**	EPA 5030/8260	TMW	75	PASI-I
50331564064	**MW-41D**	EPA 5030/8260	TMW	75	PASI-I
50331564065	**MW-12D**	EPA 5030/8260	TMW	75	PASI-I
50331564066	**MW-39D**	EPA 5030/8260	TMW	75	PASI-I
50331564067	**MW-45S**	EPA 5030/8260	TMW	75	PASI-I
50331564068	**DUP3**	EPA 5030/8260	TMW	75	PASI-I
50331564069	**MW-12S**	EPA 5030/8260	TMW	75	PASI-I
50331564070	**MW-42S**	EPA 5030/8260	TMW	75	PASI-I
50331564071	**MW-42D**	EPA 5030/8260	TMW	75	PASI-I
50331564072	**Trip Blank 1**	EPA 5030/8260	TMW	75	PASI-I
50331564073	**Trip Blank 2**	EPA 5030/8260	TMW	75	PASI-I

This report shall not be reproduced, except in full,
without the written consent of Pace Analytical Services, LLC.

Pace Analytical Services, LLC
7726 Moller Road
Indianapolis, IN 46268
(317)228-3100

SAMPLE ANALYTE COUNT

Project: HRID 4Q2022
Pace Project No.: 50331564

Lab ID	Sample ID	Method	Analysts	Analytes Reported	Laboratory

PASI-I = Pace Analytical Services - Indianapolis

This report shall not be reproduced, except in full,
without the written consent of Pace Analytical Services, LLC.

Pace Analytical Services, LLC
7726 Moller Road
Indianapolis, IN 46268
(317)228-3100

SUMMARY OF DETECTION

Project: HRID 4Q2022
Pace Project No.: 50331564

Lab Sample ID / Method	Client Sample ID / Parameters	Result	Units	Report Limit	Analyzed	Qualifiers
50331564001	**MW-11**					
EPA 5030/8260	cis-1,2-Dichloroethene	187	ug/L	5.0	11/22/22 05:26	
EPA 5030/8260	Vinyl chloride	7.5	ug/L	2.0	11/22/22 05:26	
50331564002	**MW-30**					
EPA 5030/8260	cis-1,2-Dichloroethene	521	ug/L	50.0	11/22/22 06:27	
EPA 5030/8260	trans-1,2-Dichloroethene	18.3	ug/L	5.0	11/22/22 05:56	
EPA 5030/8260	Vinyl chloride	108	ug/L	2.0	11/22/22 05:56	
50331564003	**MW-31**					
EPA 5030/8260	cis-1,2-Dichloroethene	6.8	ug/L	5.0	11/22/22 06:57	
50331564004	**MW-23**					
EPA 5030/8260	Acetone	169	ug/L	100	11/22/22 07:27	
EPA 5030/8260	2-Butanone (MEK)	249	ug/L	25.0	11/23/22 09:17	
EPA 5030/8260	cis-1,2-Dichloroethene	14.5	ug/L	5.0	11/22/22 07:27	
EPA 5030/8260	Vinyl chloride	4.7	ug/L	2.0	11/22/22 07:27	
50331564010	**MW-37S**					
EPA 5030/8260	Tetrachloroethene	26.9	ug/L	5.0	11/22/22 19:50	
EPA 5030/8260	Trichloroethene	16.0	ug/L	5.0	11/22/22 19:50	
50331564013	**MW-24**					
EPA 5030/8260	cis-1,2-Dichloroethene	37.5	ug/L	5.0	11/22/22 21:22	
EPA 5030/8260	Tetrachloroethene	41.0	ug/L	5.0	11/22/22 21:22	
EPA 5030/8260	Trichloroethene	6.2	ug/L	5.0	11/22/22 21:22	
EPA 5030/8260	Vinyl chloride	8.3	ug/L	2.0	11/22/22 21:22	
50331564015	**MW-38D**					
EPA 5030/8260	Tetrachloroethene	23.9	ug/L	5.0	11/22/22 22:23	
EPA 5030/8260	Trichloroethene	91.3	ug/L	5.0	11/22/22 22:23	
50331564017	**MW-38S**					
EPA 5030/8260	Tetrachloroethene	55.9	ug/L	5.0	11/22/22 20:36	
EPA 5030/8260	Trichloroethene	25.5	ug/L	5.0	11/22/22 20:36	
50331564021	**MW-32**					
EPA 5030/8260	cis-1,2-Dichloroethene	29.0	ug/L	5.0	11/22/22 09:14	
EPA 5030/8260	Tetrachloroethene	10.6	ug/L	5.0	11/22/22 09:14	
EPA 5030/8260	Trichloroethene	22.6	ug/L	5.0	11/22/22 09:14	
50331564022	**MW-26**					
EPA 5030/8260	Tetrachloroethene	9.3	ug/L	5.0	11/22/22 22:38	
EPA 5030/8260	Trichloroethene	11.8	ug/L	5.0	11/22/22 22:38	
EPA 5030/8260	Vinyl chloride	8.1	ug/L	2.0	11/22/22 22:38	
50331564024	**MW-33**					
EPA 5030/8260	cis-1,2-Dichloroethene	8.6	ug/L	5.0	11/24/22 02:00	
EPA 5030/8260	Tetrachloroethene	27.2	ug/L	5.0	11/24/22 02:00	
EPA 5030/8260	Trichloroethene	38.5	ug/L	5.0	11/24/22 02:00	

This report shall not be reproduced, except in full,
without the written consent of Pace Analytical Services, LLC.

Pace Analytical Services, LLC
7726 Moller Road
Indianapolis, IN 46268
(317)228-3100

SUMMARY OF DETECTION

Project: HRID 4Q2022
Pace Project No.: 50331564

Lab Sample ID / Method	Client Sample ID / Parameters	Result	Units	Report Limit	Analyzed	Qualifiers
50331564025	**MW-33D**					
EPA 5030/8260	Tetrachloroethene	19.3	ug/L	5.0	11/24/22 02:30	
EPA 5030/8260	Trichloroethene	46.7	ug/L	5.0	11/24/22 02:30	
50331564029	**MW-40**					
EPA 5030/8260	cis-1,2-Dichloroethene	125	ug/L	5.0	11/24/22 04:32	
EPA 5030/8260	trans-1,2-Dichloroethene	142	ug/L	5.0	11/24/22 04:32	
EPA 5030/8260	Trichloroethene	163	ug/L	5.0	11/24/22 04:32	
50331564031	**MW-52**					
EPA 5030/8260	cis-1,2-Dichloroethene	265	ug/L	5.0	11/24/22 05:33	
EPA 5030/8260	trans-1,2-Dichloroethene	469	ug/L	50.0	11/28/22 17:11	
EPA 5030/8260	Trichloroethene	49.2	ug/L	5.0	11/24/22 05:33	
EPA 5030/8260	Vinyl chloride	2.3	ug/L	2.0	11/24/22 05:33	
50331564032	**MW-52D**					
EPA 5030/8260	cis-1,2-Dichloroethene	76.6	ug/L	5.0	11/24/22 06:04	
EPA 5030/8260	trans-1,2-Dichloroethene	80.5	ug/L	5.0	11/24/22 06:04	
50331564033	**MW-28**					
EPA 5030/8260	cis-1,2-Dichloroethene	43.8	ug/L	5.0	11/24/22 06:34	
50331564038	**MW-15**					
EPA 5030/8260	Trichloroethene	32.2	ug/L	5.0	11/23/22 10:18	
50331564039	**MW-15D**					
EPA 5030/8260	cis-1,2-Dichloroethene	41.9	ug/L	5.0	11/24/22 09:06	
50331564041	**MW-14D**					
EPA 5030/8260	cis-1,2-Dichloroethene	28.5	ug/L	5.0	11/24/22 10:07	
EPA 5030/8260	Trichloroethene	270	ug/L	5.0	11/24/22 10:07	
50331564044	**DUP2**					
EPA 5030/8260	cis-1,2-Dichloroethene	28.9	ug/L	5.0	11/24/22 02:15	
EPA 5030/8260	Trichloroethene	276	ug/L	5.0	11/24/22 02:15	
50331564045	**MW-55D**					
EPA 5030/8260	cis-1,2-Dichloroethene	121	ug/L	5.0	11/29/22 08:40	
EPA 5030/8260	Trichloroethene	20.5	ug/L	5.0	11/29/22 08:40	
EPA 5030/8260	Vinyl chloride	58.4	ug/L	2.0	11/29/22 08:40	
50331564046	**MW-55S**					
EPA 5030/8260	Trichloroethene	51.5	ug/L	5.0	11/29/22 09:10	
50331564047	**MW-58D**					
EPA 5030/8260	cis-1,2-Dichloroethene	287	ug/L	5.0	11/29/22 01:49	
EPA 5030/8260	trans-1,2-Dichloroethene	9.2	ug/L	5.0	11/29/22 01:49	
EPA 5030/8260	Vinyl chloride	2100	ug/L	40.0	11/29/22 18:25	CH,H7
50331564049	**MW-57S**					
EPA 5030/8260	Trichloroethene	612	ug/L	50.0	11/29/22 18:56	

This report shall not be reproduced, except in full,
without the written consent of Pace Analytical Services, LLC.

Pace Analytical Services, LLC
7726 Moller Road
Indianapolis, IN 46268
(317)228-3100

SUMMARY OF DETECTION

Project: HRID 4Q2022
Pace Project No.: 50331564

Lab Sample ID / Method	Client Sample ID / Parameters	Result	Units	Report Limit	Analyzed	Qualifiers
50331564050	**MW-57D**					
EPA 5030/8260	cis-1,2-Dichloroethene	1660	ug/L	100	11/29/22 19:26	
EPA 5030/8260	trans-1,2-Dichloroethene	84.9	ug/L	5.0	11/29/22 03:20	
EPA 5030/8260	Trichloroethene	71.1	ug/L	5.0	11/29/22 03:20	
50331564051	**MW-54S**					
EPA 5030/8260	Trichloroethene	29.0	ug/L	5.0	11/29/22 03:51	
50331564052	**MW-54D**					
EPA 5030/8260	cis-1,2-Dichloroethene	500	ug/L	50.0	11/29/22 19:56	
EPA 5030/8260	trans-1,2-Dichloroethene	34.4	ug/L	5.0	11/29/22 04:21	
EPA 5030/8260	Vinyl chloride	5.1	ug/L	2.0	11/29/22 23:45	
50331564053	**MW-53D**					
EPA 5030/8260	cis-1,2-Dichloroethene	155	ug/L	5.0	11/29/22 04:51	
EPA 5030/8260	trans-1,2-Dichloroethene	15.6	ug/L	5.0	11/29/22 04:51	
EPA 5030/8260	Trichloroethene	8.9	ug/L	5.0	11/29/22 04:51	
50331564054	**MW-53S**					
EPA 5030/8260	Trichloroethene	6.3	ug/L	5.0	11/29/22 05:22	
50331564055	**MW-56D**					
EPA 5030/8260	cis-1,2-Dichloroethene	47.9	ug/L	5.0	11/24/22 10:38	
50331564059	**MW-22D**					
EPA 5030/8260	cis-1,2-Dichloroethene	111	ug/L	5.0	11/29/22 07:24	
EPA 5030/8260	Tetrachloroethene	10.3	ug/L	5.0	11/29/22 07:24	
EPA 5030/8260	Trichloroethene	31.0	ug/L	5.0	11/29/22 07:24	
EPA 5030/8260	Vinyl chloride	37.9	ug/L	2.0	11/30/22 09:09	
50331564060	**MW-22S**					
EPA 5030/8260	cis-1,2-Dichloroethene	51.7	ug/L	5.0	11/29/22 07:54	
EPA 5030/8260	Vinyl chloride	92.9	ug/L	2.0	11/30/22 09:39	
50331564061	**MW-29S**					
EPA 5030/8260	cis-1,2-Dichloroethene	46.1	ug/L	5.0	11/29/22 08:25	
EPA 5030/8260	Vinyl chloride	13.8	ug/L	2.0	11/30/22 10:09	
50331564062	**MW-29D**					
EPA 5030/8260	cis-1,2-Dichloroethene	73.6	ug/L	5.0	11/29/22 08:55	
EPA 5030/8260	Tetrachloroethene	12.9	ug/L	5.0	11/29/22 08:55	
EPA 5030/8260	Trichloroethene	105	ug/L	5.0	11/29/22 08:55	
EPA 5030/8260	Vinyl chloride	7.9	ug/L	2.0	11/30/22 10:40	
50331564063	**MW-41S**					
EPA 5030/8260	cis-1,2-Dichloroethene	82.3	ug/L	5.0	11/29/22 09:41	
EPA 5030/8260	Trichloroethene	220	ug/L	5.0	11/29/22 09:41	
EPA 5030/8260	Vinyl chloride	4.5	ug/L	2.0	11/29/22 09:41	
50331564066	**MW-39D**					
EPA 5030/8260	cis-1,2-Dichloroethene	10.1	ug/L	5.0	11/29/22 02:04	

This report shall not be reproduced, except in full,
without the written consent of Pace Analytical Services, LLC.

Pace Analytical Services, LLC
7726 Moller Road
Indianapolis, IN 46268
(317)228-3100

SUMMARY OF DETECTION

Project: HRID 4Q2022
Pace Project No.: 50331564

Lab Sample ID Method	Client Sample ID Parameters	Result	Units	Report Limit	Analyzed	Qualifiers
50331564068	**DUP3**					
EPA 5030/8260	cis-1,2-Dichloroethene	50.5	ug/L	5.0	11/29/22 03:05	
EPA 5030/8260	Vinyl chloride	88.2	ug/L	2.0	11/29/22 03:05	
50331564069	**MW-12S**					
EPA 5030/8260	Trichloroethene	51.5	ug/L	5.0	11/29/22 04:06	
50331564070	**MW-42S**					
EPA 5030/8260	Trichloroethene	252	ug/L	5.0	11/29/22 14:07	
50331564071	**MW-42D**					
EPA 5030/8260	cis-1,2-Dichloroethene	298	ug/L	5.0	11/29/22 14:37	
EPA 5030/8260	trans-1,2-Dichloroethene	22.0	ug/L	5.0	11/29/22 14:37	
EPA 5030/8260	Trichloroethene	95.6	ug/L	5.0	11/29/22 14:37	

This report shall not be reproduced, except in full,
without the written consent of Pace Analytical Services, LLC.

Pace Analytical Services, LLC
7726 Moller Road
Indianapolis, IN 46268
(317)228-3100

ANALYTICAL RESULTS

Project: HRID 4Q2022
Pace Project No.: 50331564

Sample: MW-11 **Lab ID: 50331564001** Collected: 11/14/22 12:26 Received: 11/18/22 16:00 Matrix: Water

Parameters	Results	Units	Report Limit	DF	Prepared	Analyzed	CAS No.	Qual
8260 MSV Indiana	Analytical Method: EPA 5030/8260							
	Pace Analytical Services - Indianapolis							
Acetone	ND	ug/L	100	1		11/22/22 05:26	67-64-1	
Acrolein	ND	ug/L	50.0	1		11/22/22 05:26	107-02-8	
Acrylonitrile	ND	ug/L	100	1		11/22/22 05:26	107-13-1	
Benzene	ND	ug/L	5.0	1		11/22/22 05:26	71-43-2	
Bromobenzene	ND	ug/L	5.0	1		11/22/22 05:26	108-86-1	
Bromochloromethane	ND	ug/L	5.0	1		11/22/22 05:26	74-97-5	
Bromodichloromethane	ND	ug/L	5.0	1		11/22/22 05:26	75-27-4	
Bromoform	ND	ug/L	5.0	1		11/22/22 05:26	75-25-2	
Bromomethane	ND	ug/L	5.0	1		11/22/22 05:26	74-83-9	
2-Butanone (MEK)	ND	ug/L	25.0	1		11/22/22 05:26	78-93-3	
n-Butylbenzene	ND	ug/L	5.0	1		11/22/22 05:26	104-51-8	
sec-Butylbenzene	ND	ug/L	5.0	1		11/22/22 05:26	135-98-8	
tert-Butylbenzene	ND	ug/L	5.0	1		11/22/22 05:26	98-06-6	
Carbon disulfide	ND	ug/L	10.0	1		11/22/22 05:26	75-15-0	
Carbon tetrachloride	ND	ug/L	5.0	1		11/22/22 05:26	56-23-5	
Chlorobenzene	ND	ug/L	5.0	1		11/22/22 05:26	108-90-7	
Chloroethane	ND	ug/L	5.0	1		11/22/22 05:26	75-00-3	
Chloroform	ND	ug/L	5.0	1		11/22/22 05:26	67-66-3	
Chloromethane	ND	ug/L	5.0	1		11/22/22 05:26	74-87-3	
2-Chlorotoluene	ND	ug/L	5.0	1		11/22/22 05:26	95-49-8	
4-Chlorotoluene	ND	ug/L	5.0	1		11/22/22 05:26	106-43-4	
Dibromochloromethane	ND	ug/L	5.0	1		11/22/22 05:26	124-48-1	
1,2-Dibromoethane (EDB)	ND	ug/L	5.0	1		11/22/22 05:26	106-93-4	
Dibromomethane	ND	ug/L	5.0	1		11/22/22 05:26	74-95-3	
1,2-Dichlorobenzene	ND	ug/L	5.0	1		11/22/22 05:26	95-50-1	
1,3-Dichlorobenzene	ND	ug/L	5.0	1		11/22/22 05:26	541-73-1	
1,4-Dichlorobenzene	ND	ug/L	5.0	1		11/22/22 05:26	106-46-7	
trans-1,4-Dichloro-2-butene	ND	ug/L	100	1		11/22/22 05:26	110-57-6	
Dichlorodifluoromethane	ND	ug/L	5.0	1		11/22/22 05:26	75-71-8	
1,1-Dichloroethane	ND	ug/L	5.0	1		11/22/22 05:26	75-34-3	
1,2-Dichloroethane	ND	ug/L	5.0	1		11/22/22 05:26	107-06-2	
1,1-Dichloroethene	ND	ug/L	5.0	1		11/22/22 05:26	75-35-4	
cis-1,2-Dichloroethene	**187**	ug/L	5.0	1		11/22/22 05:26	156-59-2	
trans-1,2-Dichloroethene	ND	ug/L	5.0	1		11/22/22 05:26	156-60-5	
1,2-Dichloropropane	ND	ug/L	5.0	1		11/22/22 05:26	78-87-5	
1,3-Dichloropropane	ND	ug/L	5.0	1		11/22/22 05:26	142-28-9	
2,2-Dichloropropane	ND	ug/L	5.0	1		11/22/22 05:26	594-20-7	
1,1-Dichloropropene	ND	ug/L	5.0	1		11/22/22 05:26	563-58-6	
cis-1,3-Dichloropropene	ND	ug/L	5.0	1		11/22/22 05:26	10061-01-5	
trans-1,3-Dichloropropene	ND	ug/L	5.0	1		11/22/22 05:26	10061-02-6	
Ethylbenzene	ND	ug/L	5.0	1		11/22/22 05:26	100-41-4	
Ethyl methacrylate	ND	ug/L	100	1		11/22/22 05:26	97-63-2	
Hexachloro-1,3-butadiene	ND	ug/L	5.0	1		11/22/22 05:26	87-68-3	
n-Hexane	ND	ug/L	5.0	1		11/22/22 05:26	110-54-3	
2-Hexanone	ND	ug/L	25.0	1		11/22/22 05:26	591-78-6	
Iodomethane	ND	ug/L	10.0	1		11/22/22 05:26	74-88-4	

This report shall not be reproduced, except in full,
without the written consent of Pace Analytical Services, LLC.

Pace Analytical Services, LLC
7726 Moller Road
Indianapolis, IN 46268
(317)228-3100

ANALYTICAL RESULTS

Project: HRID 4Q2022
Pace Project No.: 50331564

Sample: MW-11 **Lab ID: 50331564001** Collected: 11/14/22 12:26 Received: 11/18/22 16:00 Matrix: Water

Parameters	Results	Units	Report Limit	DF	Prepared	Analyzed	CAS No.	Qual
8260 MSV Indiana	Analytical Method: EPA 5030/8260							
	Pace Analytical Services - Indianapolis							
Isopropylbenzene (Cumene)	ND	ug/L	5.0	1		11/22/22 05:26	98-82-8	
p-Isopropyltoluene	ND	ug/L	5.0	1		11/22/22 05:26	99-87-6	
Methylene Chloride	ND	ug/L	5.0	1		11/22/22 05:26	75-09-2	
1-Methylnaphthalene	ND	ug/L	10.0	1		11/22/22 05:26	90-12-0	
2-Methylnaphthalene	ND	ug/L	10.0	1		11/22/22 05:26	91-57-6	
4-Methyl-2-pentanone (MIBK)	ND	ug/L	25.0	1		11/22/22 05:26	108-10-1	
Methyl-tert-butyl ether	ND	ug/L	4.0	1		11/22/22 05:26	1634-04-4	
Naphthalene	ND	ug/L	1.2	1		11/22/22 05:26	91-20-3	
n-Propylbenzene	ND	ug/L	5.0	1		11/22/22 05:26	103-65-1	
Styrene	ND	ug/L	5.0	1		11/22/22 05:26	100-42-5	
1,1,1,2-Tetrachloroethane	ND	ug/L	5.0	1		11/22/22 05:26	630-20-6	
1,1,2,2-Tetrachloroethane	ND	ug/L	5.0	1		11/22/22 05:26	79-34-5	
Tetrachloroethene	ND	ug/L	5.0	1		11/22/22 05:26	127-18-4	
Toluene	ND	ug/L	5.0	1		11/22/22 05:26	108-88-3	
1,2,3-Trichlorobenzene	ND	ug/L	5.0	1		11/22/22 05:26	87-61-6	
1,2,4-Trichlorobenzene	ND	ug/L	5.0	1		11/22/22 05:26	120-82-1	
1,1,1-Trichloroethane	ND	ug/L	5.0	1		11/22/22 05:26	71-55-6	
1,1,2-Trichloroethane	ND	ug/L	5.0	1		11/22/22 05:26	79-00-5	
Trichloroethene	ND	ug/L	5.0	1		11/22/22 05:26	79-01-6	
Trichlorofluoromethane	ND	ug/L	5.0	1		11/22/22 05:26	75-69-4	
1,2,3-Trichloropropane	ND	ug/L	5.0	1		11/22/22 05:26	96-18-4	
1,2,4-Trimethylbenzene	ND	ug/L	5.0	1		11/22/22 05:26	95-63-6	
1,3,5-Trimethylbenzene	ND	ug/L	5.0	1		11/22/22 05:26	108-67-8	
Vinyl acetate	ND	ug/L	50.0	1		11/22/22 05:26	108-05-4	
Vinyl chloride	**7.5**	ug/L	2.0	1		11/22/22 05:26	75-01-4	
Xylene (Total)	ND	ug/L	10.0	1		11/22/22 05:26	1330-20-7	
Surrogates								
Dibromofluoromethane (S)	106	%.	82-128	1		11/22/22 05:26	1868-53-7	
4-Bromofluorobenzene (S)	104	%.	79-124	1		11/22/22 05:26	460-00-4	
Toluene-d8 (S)	90	%.	73-122	1		11/22/22 05:26	2037-26-5	

This report shall not be reproduced, except in full,
without the written consent of Pace Analytical Services, LLC.

Pace Analytical Services, LLC
7726 Moller Road
Indianapolis, IN 46268
(317)228-3100

ANALYTICAL RESULTS

Project: HRID 4Q2022
Pace Project No.: 50331564

Sample: MW-30 **Lab ID: 50331564002** Collected: 11/14/22 13:32 Received: 11/18/22 16:00 Matrix: Water

Parameters	Results	Units	Report Limit	DF	Prepared	Analyzed	CAS No.	Qual
8260 MSV Indiana	Analytical Method: EPA 5030/8260							
	Pace Analytical Services - Indianapolis							
Acetone	ND	ug/L	100	1		11/22/22 05:56	67-64-1	
Acrolein	ND	ug/L	50.0	1		11/22/22 05:56	107-02-8	
Acrylonitrile	ND	ug/L	100	1		11/22/22 05:56	107-13-1	
Benzene	ND	ug/L	5.0	1		11/22/22 05:56	71-43-2	
Bromobenzene	ND	ug/L	5.0	1		11/22/22 05:56	108-86-1	
Bromochloromethane	ND	ug/L	5.0	1		11/22/22 05:56	74-97-5	
Bromodichloromethane	ND	ug/L	5.0	1		11/22/22 05:56	75-27-4	
Bromoform	ND	ug/L	5.0	1		11/22/22 05:56	75-25-2	
Bromomethane	ND	ug/L	5.0	1		11/22/22 05:56	74-83-9	
2-Butanone (MEK)	ND	ug/L	25.0	1		11/22/22 05:56	78-93-3	
n-Butylbenzene	ND	ug/L	5.0	1		11/22/22 05:56	104-51-8	
sec-Butylbenzene	ND	ug/L	5.0	1		11/22/22 05:56	135-98-8	
tert-Butylbenzene	ND	ug/L	5.0	1		11/22/22 05:56	98-06-6	
Carbon disulfide	ND	ug/L	10.0	1		11/22/22 05:56	75-15-0	
Carbon tetrachloride	ND	ug/L	5.0	1		11/22/22 05:56	56-23-5	
Chlorobenzene	ND	ug/L	5.0	1		11/22/22 05:56	108-90-7	
Chloroethane	ND	ug/L	5.0	1		11/22/22 05:56	75-00-3	
Chloroform	ND	ug/L	5.0	1		11/22/22 05:56	67-66-3	
Chloromethane	ND	ug/L	5.0	1		11/22/22 05:56	74-87-3	
2-Chlorotoluene	ND	ug/L	5.0	1		11/22/22 05:56	95-49-8	
4-Chlorotoluene	ND	ug/L	5.0	1		11/22/22 05:56	106-43-4	
Dibromochloromethane	ND	ug/L	5.0	1		11/22/22 05:56	124-48-1	
1,2-Dibromoethane (EDB)	ND	ug/L	5.0	1		11/22/22 05:56	106-93-4	
Dibromomethane	ND	ug/L	5.0	1		11/22/22 05:56	74-95-3	
1,2-Dichlorobenzene	ND	ug/L	5.0	1		11/22/22 05:56	95-50-1	
1,3-Dichlorobenzene	ND	ug/L	5.0	1		11/22/22 05:56	541-73-1	
1,4-Dichlorobenzene	ND	ug/L	5.0	1		11/22/22 05:56	106-46-7	
trans-1,4-Dichloro-2-butene	ND	ug/L	100	1		11/22/22 05:56	110-57-6	
Dichlorodifluoromethane	ND	ug/L	5.0	1		11/22/22 05:56	75-71-8	
1,1-Dichloroethane	ND	ug/L	5.0	1		11/22/22 05:56	75-34-3	
1,2-Dichloroethane	ND	ug/L	5.0	1		11/22/22 05:56	107-06-2	
1,1-Dichloroethene	ND	ug/L	5.0	1		11/22/22 05:56	75-35-4	
cis-1,2-Dichloroethene	**521**	ug/L	50.0	10		11/22/22 06:27	156-59-2	
trans-1,2-Dichloroethene	**18.3**	ug/L	5.0	1		11/22/22 05:56	156-60-5	
1,2-Dichloropropane	ND	ug/L	5.0	1		11/22/22 05:56	78-87-5	
1,3-Dichloropropane	ND	ug/L	5.0	1		11/22/22 05:56	142-28-9	
2,2-Dichloropropane	ND	ug/L	5.0	1		11/22/22 05:56	594-20-7	
1,1-Dichloropropene	ND	ug/L	5.0	1		11/22/22 05:56	563-58-6	
cis-1,3-Dichloropropene	ND	ug/L	5.0	1		11/22/22 05:56	10061-01-5	
trans-1,3-Dichloropropene	ND	ug/L	5.0	1		11/22/22 05:56	10061-02-6	
Ethylbenzene	ND	ug/L	5.0	1		11/22/22 05:56	100-41-4	
Ethyl methacrylate	ND	ug/L	100	1		11/22/22 05:56	97-63-2	
Hexachloro-1,3-butadiene	ND	ug/L	5.0	1		11/22/22 05:56	87-68-3	
n-Hexane	ND	ug/L	5.0	1		11/22/22 05:56	110-54-3	
2-Hexanone	ND	ug/L	25.0	1		11/22/22 05:56	591-78-6	
Iodomethane	ND	ug/L	10.0	1		11/22/22 05:56	74-88-4	

This report shall not be reproduced, except in full,
without the written consent of Pace Analytical Services, LLC.

Pace Analytical Services, LLC
7726 Moller Road
Indianapolis, IN 46268
(317)228-3100

ANALYTICAL RESULTS

Project: HRID 4Q2022
Pace Project No.: 50331564

Sample: MW-30 **Lab ID: 50331564002** Collected: 11/14/22 13:32 Received: 11/18/22 16:00 Matrix: Water

Parameters	Results	Units	Report Limit	DF	Prepared	Analyzed	CAS No.	Qual
8260 MSV Indiana	Analytical Method: EPA 5030/8260							
	Pace Analytical Services - Indianapolis							
Isopropylbenzene (Cumene)	ND	ug/L	5.0	1		11/22/22 05:56	98-82-8	
p-Isopropyltoluene	ND	ug/L	5.0	1		11/22/22 05:56	99-87-6	
Methylene Chloride	ND	ug/L	5.0	1		11/22/22 05:56	75-09-2	
1-Methylnaphthalene	ND	ug/L	10.0	1		11/22/22 05:56	90-12-0	
2-Methylnaphthalene	ND	ug/L	10.0	1		11/22/22 05:56	91-57-6	
4-Methyl-2-pentanone (MIBK)	ND	ug/L	25.0	1		11/22/22 05:56	108-10-1	
Methyl-tert-butyl ether	ND	ug/L	4.0	1		11/22/22 05:56	1634-04-4	
Naphthalene	ND	ug/L	1.2	1		11/22/22 05:56	91-20-3	
n-Propylbenzene	ND	ug/L	5.0	1		11/22/22 05:56	103-65-1	
Styrene	ND	ug/L	5.0	1		11/22/22 05:56	100-42-5	
1,1,1,2-Tetrachloroethane	ND	ug/L	5.0	1		11/22/22 05:56	630-20-6	
1,1,2,2-Tetrachloroethane	ND	ug/L	5.0	1		11/22/22 05:56	79-34-5	
Tetrachloroethene	ND	ug/L	5.0	1		11/22/22 05:56	127-18-4	
Toluene	ND	ug/L	5.0	1		11/22/22 05:56	108-88-3	
1,2,3-Trichlorobenzene	ND	ug/L	5.0	1		11/22/22 05:56	87-61-6	
1,2,4-Trichlorobenzene	ND	ug/L	5.0	1		11/22/22 05:56	120-82-1	
1,1,1-Trichloroethane	ND	ug/L	5.0	1		11/22/22 05:56	71-55-6	
1,1,2-Trichloroethane	ND	ug/L	5.0	1		11/22/22 05:56	79-00-5	
Trichloroethene	ND	ug/L	5.0	1		11/22/22 05:56	79-01-6	
Trichlorofluoromethane	ND	ug/L	5.0	1		11/22/22 05:56	75-69-4	
1,2,3-Trichloropropane	ND	ug/L	5.0	1		11/22/22 05:56	96-18-4	
1,2,4-Trimethylbenzene	ND	ug/L	5.0	1		11/22/22 05:56	95-63-6	
1,3,5-Trimethylbenzene	ND	ug/L	5.0	1		11/22/22 05:56	108-67-8	
Vinyl acetate	ND	ug/L	50.0	1		11/22/22 05:56	108-05-4	
Vinyl chloride	**108**	ug/L	2.0	1		11/22/22 05:56	75-01-4	
Xylene (Total)	ND	ug/L	10.0	1		11/22/22 05:56	1330-20-7	
Surrogates								
Dibromofluoromethane (S)	106	%.	82-128	1		11/22/22 05:56	1868-53-7	
4-Bromofluorobenzene (S)	105	%.	79-124	1		11/22/22 05:56	460-00-4	
Toluene-d8 (S)	91	%.	73-122	1		11/22/22 05:56	2037-26-5	

This report shall not be reproduced, except in full,
without the written consent of Pace Analytical Services, LLC.

Pace Analytical Services, LLC
7726 Moller Road
Indianapolis, IN 46268
(317)228-3100

ANALYTICAL RESULTS

Project: HRID 4Q2022
Pace Project No.: 50331564

Sample: MW-31 **Lab ID: 50331564003** Collected: 11/14/22 14:50 Received: 11/18/22 16:00 Matrix: Water

Parameters	Results	Units	Report Limit	DF	Prepared	Analyzed	CAS No.	Qual
8260 MSV Indiana	Analytical Method: EPA 5030/8260							
	Pace Analytical Services - Indianapolis							
Acetone	ND	ug/L	100	1		11/22/22 06:57	67-64-1	
Acrolein	ND	ug/L	50.0	1		11/22/22 06:57	107-02-8	
Acrylonitrile	ND	ug/L	100	1		11/22/22 06:57	107-13-1	
Benzene	ND	ug/L	5.0	1		11/22/22 06:57	71-43-2	
Bromobenzene	ND	ug/L	5.0	1		11/22/22 06:57	108-86-1	
Bromochloromethane	ND	ug/L	5.0	1		11/22/22 06:57	74-97-5	
Bromodichloromethane	ND	ug/L	5.0	1		11/22/22 06:57	75-27-4	
Bromoform	ND	ug/L	5.0	1		11/22/22 06:57	75-25-2	
Bromomethane	ND	ug/L	5.0	1		11/22/22 06:57	74-83-9	
2-Butanone (MEK)	ND	ug/L	25.0	1		11/22/22 06:57	78-93-3	
n-Butylbenzene	ND	ug/L	5.0	1		11/22/22 06:57	104-51-8	
sec-Butylbenzene	ND	ug/L	5.0	1		11/22/22 06:57	135-98-8	
tert-Butylbenzene	ND	ug/L	5.0	1		11/22/22 06:57	98-06-6	
Carbon disulfide	ND	ug/L	10.0	1		11/22/22 06:57	75-15-0	
Carbon tetrachloride	ND	ug/L	5.0	1		11/22/22 06:57	56-23-5	
Chlorobenzene	ND	ug/L	5.0	1		11/22/22 06:57	108-90-7	
Chloroethane	ND	ug/L	5.0	1		11/22/22 06:57	75-00-3	
Chloroform	ND	ug/L	5.0	1		11/22/22 06:57	67-66-3	
Chloromethane	ND	ug/L	5.0	1		11/22/22 06:57	74-87-3	
2-Chlorotoluene	ND	ug/L	5.0	1		11/22/22 06:57	95-49-8	
4-Chlorotoluene	ND	ug/L	5.0	1		11/22/22 06:57	106-43-4	
Dibromochloromethane	ND	ug/L	5.0	1		11/22/22 06:57	124-48-1	
1,2-Dibromoethane (EDB)	ND	ug/L	5.0	1		11/22/22 06:57	106-93-4	
Dibromomethane	ND	ug/L	5.0	1		11/22/22 06:57	74-95-3	
1,2-Dichlorobenzene	ND	ug/L	5.0	1		11/22/22 06:57	95-50-1	
1,3-Dichlorobenzene	ND	ug/L	5.0	1		11/22/22 06:57	541-73-1	
1,4-Dichlorobenzene	ND	ug/L	5.0	1		11/22/22 06:57	106-46-7	
trans-1,4-Dichloro-2-butene	ND	ug/L	100	1		11/22/22 06:57	110-57-6	
Dichlorodifluoromethane	ND	ug/L	5.0	1		11/22/22 06:57	75-71-8	
1,1-Dichloroethane	ND	ug/L	5.0	1		11/22/22 06:57	75-34-3	
1,2-Dichloroethane	ND	ug/L	5.0	1		11/22/22 06:57	107-06-2	
1,1-Dichloroethene	ND	ug/L	5.0	1		11/22/22 06:57	75-35-4	
cis-1,2-Dichloroethene	**6.8**	ug/L	5.0	1		11/22/22 06:57	156-59-2	
trans-1,2-Dichloroethene	ND	ug/L	5.0	1		11/22/22 06:57	156-60-5	
1,2-Dichloropropane	ND	ug/L	5.0	1		11/22/22 06:57	78-87-5	
1,3-Dichloropropane	ND	ug/L	5.0	1		11/22/22 06:57	142-28-9	
2,2-Dichloropropane	ND	ug/L	5.0	1		11/22/22 06:57	594-20-7	
1,1-Dichloropropene	ND	ug/L	5.0	1		11/22/22 06:57	563-58-6	
cis-1,3-Dichloropropene	ND	ug/L	5.0	1		11/22/22 06:57	10061-01-5	
trans-1,3-Dichloropropene	ND	ug/L	5.0	1		11/22/22 06:57	10061-02-6	
Ethylbenzene	ND	ug/L	5.0	1		11/22/22 06:57	100-41-4	
Ethyl methacrylate	ND	ug/L	100	1		11/22/22 06:57	97-63-2	
Hexachloro-1,3-butadiene	ND	ug/L	5.0	1		11/22/22 06:57	87-68-3	
n-Hexane	ND	ug/L	5.0	1		11/22/22 06:57	110-54-3	
2-Hexanone	ND	ug/L	25.0	1		11/22/22 06:57	591-78-6	
Iodomethane	ND	ug/L	10.0	1		11/22/22 06:57	74-88-4	

This report shall not be reproduced, except in full,
without the written consent of Pace Analytical Services, LLC.

Pace Analytical Services, LLC
7726 Moller Road
Indianapolis, IN 46268
(317)228-3100

ANALYTICAL RESULTS

Project: HRID 4Q2022
Pace Project No.: 50331564

Sample: MW-31 **Lab ID: 50331564003** Collected: 11/14/22 14:50 Received: 11/18/22 16:00 Matrix: Water

Parameters	Results	Units	Report Limit	DF	Prepared	Analyzed	CAS No.	Qual
8260 MSV Indiana	Analytical Method: EPA 5030/8260							
	Pace Analytical Services - Indianapolis							
Isopropylbenzene (Cumene)	ND	ug/L	5.0	1		11/22/22 06:57	98-82-8	
p-Isopropyltoluene	ND	ug/L	5.0	1		11/22/22 06:57	99-87-6	
Methylene Chloride	ND	ug/L	5.0	1		11/22/22 06:57	75-09-2	
1-Methylnaphthalene	ND	ug/L	10.0	1		11/22/22 06:57	90-12-0	
2-Methylnaphthalene	ND	ug/L	10.0	1		11/22/22 06:57	91-57-6	
4-Methyl-2-pentanone (MIBK)	ND	ug/L	25.0	1		11/22/22 06:57	108-10-1	
Methyl-tert-butyl ether	ND	ug/L	4.0	1		11/22/22 06:57	1634-04-4	
Naphthalene	ND	ug/L	1.2	1		11/22/22 06:57	91-20-3	
n-Propylbenzene	ND	ug/L	5.0	1		11/22/22 06:57	103-65-1	
Styrene	ND	ug/L	5.0	1		11/22/22 06:57	100-42-5	
1,1,1,2-Tetrachloroethane	ND	ug/L	5.0	1		11/22/22 06:57	630-20-6	
1,1,2,2-Tetrachloroethane	ND	ug/L	5.0	1		11/22/22 06:57	79-34-5	
Tetrachloroethene	ND	ug/L	5.0	1		11/22/22 06:57	127-18-4	
Toluene	ND	ug/L	5.0	1		11/22/22 06:57	108-88-3	
1,2,3-Trichlorobenzene	ND	ug/L	5.0	1		11/22/22 06:57	87-61-6	
1,2,4-Trichlorobenzene	ND	ug/L	5.0	1		11/22/22 06:57	120-82-1	
1,1,1-Trichloroethane	ND	ug/L	5.0	1		11/22/22 06:57	71-55-6	
1,1,2-Trichloroethane	ND	ug/L	5.0	1		11/22/22 06:57	79-00-5	
Trichloroethene	ND	ug/L	5.0	1		11/22/22 06:57	79-01-6	
Trichlorofluoromethane	ND	ug/L	5.0	1		11/22/22 06:57	75-69-4	
1,2,3-Trichloropropane	ND	ug/L	5.0	1		11/22/22 06:57	96-18-4	
1,2,4-Trimethylbenzene	ND	ug/L	5.0	1		11/22/22 06:57	95-63-6	
1,3,5-Trimethylbenzene	ND	ug/L	5.0	1		11/22/22 06:57	108-67-8	
Vinyl acetate	ND	ug/L	50.0	1		11/22/22 06:57	108-05-4	
Vinyl chloride	ND	ug/L	2.0	1		11/22/22 06:57	75-01-4	
Xylene (Total)	ND	ug/L	10.0	1		11/22/22 06:57	1330-20-7	
Surrogates								
Dibromofluoromethane (S)	106	%.	82-128	1		11/22/22 06:57	1868-53-7	
4-Bromofluorobenzene (S)	104	%.	79-124	1		11/22/22 06:57	460-00-4	
Toluene-d8 (S)	90	%.	73-122	1		11/22/22 06:57	2037-26-5	

This report shall not be reproduced, except in full,
without the written consent of Pace Analytical Services, LLC.

Pace Analytical Services, LLC
7726 Moller Road
Indianapolis, IN 46268
(317)228-3100

ANALYTICAL RESULTS

Project: HRID 4Q2022
Pace Project No.: 50331564

Sample: MW-23 **Lab ID: 50331564004** Collected: 11/14/22 15:18 Received: 11/18/22 16:00 Matrix: Water

Parameters	Results	Units	Report Limit	DF	Prepared	Analyzed	CAS No.	Qual
8260 MSV Indiana	Analytical Method: EPA 5030/8260							
	Pace Analytical Services - Indianapolis							
Acetone	**169**	ug/L	100	1		11/22/22 07:27	67-64-1	
Acrolein	ND	ug/L	50.0	1		11/22/22 07:27	107-02-8	
Acrylonitrile	ND	ug/L	100	1		11/22/22 07:27	107-13-1	
Benzene	ND	ug/L	5.0	1		11/22/22 07:27	71-43-2	
Bromobenzene	ND	ug/L	5.0	1		11/22/22 07:27	108-86-1	
Bromochloromethane	ND	ug/L	5.0	1		11/22/22 07:27	74-97-5	
Bromodichloromethane	ND	ug/L	5.0	1		11/22/22 07:27	75-27-4	
Bromoform	ND	ug/L	5.0	1		11/22/22 07:27	75-25-2	
Bromomethane	ND	ug/L	5.0	1		11/22/22 07:27	74-83-9	
2-Butanone (MEK)	**249**	ug/L	25.0	1		11/23/22 09:17	78-93-3	
n-Butylbenzene	ND	ug/L	5.0	1		11/22/22 07:27	104-51-8	
sec-Butylbenzene	ND	ug/L	5.0	1		11/22/22 07:27	135-98-8	
tert-Butylbenzene	ND	ug/L	5.0	1		11/22/22 07:27	98-06-6	
Carbon disulfide	ND	ug/L	10.0	1		11/22/22 07:27	75-15-0	
Carbon tetrachloride	ND	ug/L	5.0	1		11/22/22 07:27	56-23-5	
Chlorobenzene	ND	ug/L	5.0	1		11/22/22 07:27	108-90-7	
Chloroethane	ND	ug/L	5.0	1		11/22/22 07:27	75-00-3	
Chloroform	ND	ug/L	5.0	1		11/22/22 07:27	67-66-3	
Chloromethane	ND	ug/L	5.0	1		11/22/22 07:27	74-87-3	
2-Chlorotoluene	ND	ug/L	5.0	1		11/22/22 07:27	95-49-8	
4-Chlorotoluene	ND	ug/L	5.0	1		11/22/22 07:27	106-43-4	
Dibromochloromethane	ND	ug/L	5.0	1		11/22/22 07:27	124-48-1	
1,2-Dibromoethane (EDB)	ND	ug/L	5.0	1		11/22/22 07:27	106-93-4	
Dibromomethane	ND	ug/L	5.0	1		11/22/22 07:27	74-95-3	
1,2-Dichlorobenzene	ND	ug/L	5.0	1		11/22/22 07:27	95-50-1	
1,3-Dichlorobenzene	ND	ug/L	5.0	1		11/22/22 07:27	541-73-1	
1,4-Dichlorobenzene	ND	ug/L	5.0	1		11/22/22 07:27	106-46-7	
trans-1,4-Dichloro-2-butene	ND	ug/L	100	1		11/22/22 07:27	110-57-6	
Dichlorodifluoromethane	ND	ug/L	5.0	1		11/22/22 07:27	75-71-8	
1,1-Dichloroethane	ND	ug/L	5.0	1		11/22/22 07:27	75-34-3	
1,2-Dichloroethane	ND	ug/L	5.0	1		11/22/22 07:27	107-06-2	
1,1-Dichloroethene	ND	ug/L	5.0	1		11/22/22 07:27	75-35-4	
cis-1,2-Dichloroethene	**14.5**	ug/L	5.0	1		11/22/22 07:27	156-59-2	
trans-1,2-Dichloroethene	ND	ug/L	5.0	1		11/22/22 07:27	156-60-5	
1,2-Dichloropropane	ND	ug/L	5.0	1		11/22/22 07:27	78-87-5	
1,3-Dichloropropane	ND	ug/L	5.0	1		11/22/22 07:27	142-28-9	
2,2-Dichloropropane	ND	ug/L	5.0	1		11/22/22 07:27	594-20-7	
1,1-Dichloropropene	ND	ug/L	5.0	1		11/22/22 07:27	563-58-6	
cis-1,3-Dichloropropene	ND	ug/L	5.0	1		11/22/22 07:27	10061-01-5	
trans-1,3-Dichloropropene	ND	ug/L	5.0	1		11/22/22 07:27	10061-02-6	
Ethylbenzene	ND	ug/L	5.0	1		11/22/22 07:27	100-41-4	
Ethyl methacrylate	ND	ug/L	100	1		11/22/22 07:27	97-63-2	
Hexachloro-1,3-butadiene	ND	ug/L	5.0	1		11/22/22 07:27	87-68-3	
n-Hexane	ND	ug/L	5.0	1		11/22/22 07:27	110-54-3	
2-Hexanone	ND	ug/L	25.0	1		11/22/22 07:27	591-78-6	
Iodomethane	ND	ug/L	10.0	1		11/22/22 07:27	74-88-4	

This report shall not be reproduced, except in full,
without the written consent of Pace Analytical Services, LLC.

Pace Analytical Services, LLC
7726 Moller Road
Indianapolis, IN 46268
(317)228-3100

ANALYTICAL RESULTS

Project: HRID 4Q2022
Pace Project No.: 50331564

Sample: MW-23 **Lab ID: 50331564004** Collected: 11/14/22 15:18 Received: 11/18/22 16:00 Matrix: Water

Parameters	Results	Units	Report Limit	DF	Prepared	Analyzed	CAS No.	Qual
8260 MSV Indiana	Analytical Method: EPA 5030/8260							
	Pace Analytical Services - Indianapolis							
Isopropylbenzene (Cumene)	ND	ug/L	5.0	1		11/22/22 07:27	98-82-8	
p-Isopropyltoluene	ND	ug/L	5.0	1		11/22/22 07:27	99-87-6	
Methylene Chloride	ND	ug/L	5.0	1		11/22/22 07:27	75-09-2	
1-Methylnaphthalene	ND	ug/L	10.0	1		11/22/22 07:27	90-12-0	
2-Methylnaphthalene	ND	ug/L	10.0	1		11/22/22 07:27	91-57-6	
4-Methyl-2-pentanone (MIBK)	ND	ug/L	25.0	1		11/22/22 07:27	108-10-1	
Methyl-tert-butyl ether	ND	ug/L	4.0	1		11/22/22 07:27	1634-04-4	
Naphthalene	ND	ug/L	1.2	1		11/22/22 07:27	91-20-3	
n-Propylbenzene	ND	ug/L	5.0	1		11/22/22 07:27	103-65-1	
Styrene	ND	ug/L	5.0	1		11/22/22 07:27	100-42-5	
1,1,1,2-Tetrachloroethane	ND	ug/L	5.0	1		11/22/22 07:27	630-20-6	
1,1,2,2-Tetrachloroethane	ND	ug/L	5.0	1		11/22/22 07:27	79-34-5	
Tetrachloroethene	ND	ug/L	5.0	1		11/22/22 07:27	127-18-4	
Toluene	ND	ug/L	5.0	1		11/22/22 07:27	108-88-3	
1,2,3-Trichlorobenzene	ND	ug/L	5.0	1		11/22/22 07:27	87-61-6	
1,2,4-Trichlorobenzene	ND	ug/L	5.0	1		11/22/22 07:27	120-82-1	
1,1,1-Trichloroethane	ND	ug/L	5.0	1		11/22/22 07:27	71-55-6	
1,1,2-Trichloroethane	ND	ug/L	5.0	1		11/22/22 07:27	79-00-5	
Trichloroethene	ND	ug/L	5.0	1		11/22/22 07:27	79-01-6	
Trichlorofluoromethane	ND	ug/L	5.0	1		11/22/22 07:27	75-69-4	
1,2,3-Trichloropropane	ND	ug/L	5.0	1		11/22/22 07:27	96-18-4	
1,2,4-Trimethylbenzene	ND	ug/L	5.0	1		11/22/22 07:27	95-63-6	
1,3,5-Trimethylbenzene	ND	ug/L	5.0	1		11/22/22 07:27	108-67-8	
Vinyl acetate	ND	ug/L	50.0	1		11/22/22 07:27	108-05-4	
Vinyl chloride	**4.7**	ug/L	2.0	1		11/22/22 07:27	75-01-4	
Xylene (Total)	ND	ug/L	10.0	1		11/22/22 07:27	1330-20-7	
Surrogates								
Dibromofluoromethane (S)	106	%.	82-128	1		11/22/22 07:27	1868-53-7	
4-Bromofluorobenzene (S)	105	%.	79-124	1		11/22/22 07:27	460-00-4	
Toluene-d8 (S)	92	%.	73-122	1		11/22/22 07:27	2037-26-5	

This report shall not be reproduced, except in full,
without the written consent of Pace Analytical Services, LLC.

Pace Analytical Services, LLC
7726 Moller Road
Indianapolis, IN 46268
(317)228-3100

ANALYTICAL RESULTS

Project: HRID 4Q2022
Pace Project No.: 50331564

Sample: MW-35 **Lab ID: 50331564005** Collected: 11/15/22 09:00 Received: 11/18/22 16:00 Matrix: Water

Parameters	Results	Units	Report Limit	DF	Prepared	Analyzed	CAS No.	Qual
8260 MSV Indiana	Analytical Method: EPA 5030/8260							
	Pace Analytical Services - Indianapolis							
Acetone	ND	ug/L	100	1		11/22/22 07:43	67-64-1	
Acrolein	ND	ug/L	50.0	1		11/22/22 07:43	107-02-8	
Acrylonitrile	ND	ug/L	100	1		11/22/22 07:43	107-13-1	
Benzene	ND	ug/L	5.0	1		11/22/22 07:43	71-43-2	
Bromobenzene	ND	ug/L	5.0	1		11/22/22 07:43	108-86-1	
Bromochloromethane	ND	ug/L	5.0	1		11/22/22 07:43	74-97-5	
Bromodichloromethane	ND	ug/L	5.0	1		11/22/22 07:43	75-27-4	
Bromoform	ND	ug/L	5.0	1		11/22/22 07:43	75-25-2	
Bromomethane	ND	ug/L	5.0	1		11/22/22 07:43	74-83-9	
2-Butanone (MEK)	ND	ug/L	25.0	1		11/22/22 07:43	78-93-3	
n-Butylbenzene	ND	ug/L	5.0	1		11/22/22 07:43	104-51-8	
sec-Butylbenzene	ND	ug/L	5.0	1		11/22/22 07:43	135-98-8	
tert-Butylbenzene	ND	ug/L	5.0	1		11/22/22 07:43	98-06-6	
Carbon disulfide	ND	ug/L	10.0	1		11/22/22 07:43	75-15-0	
Carbon tetrachloride	ND	ug/L	5.0	1		11/22/22 07:43	56-23-5	
Chlorobenzene	ND	ug/L	5.0	1		11/22/22 07:43	108-90-7	
Chloroethane	ND	ug/L	5.0	1		11/22/22 07:43	75-00-3	
Chloroform	ND	ug/L	5.0	1		11/22/22 07:43	67-66-3	
Chloromethane	ND	ug/L	5.0	1		11/22/22 07:43	74-87-3	
2-Chlorotoluene	ND	ug/L	5.0	1		11/22/22 07:43	95-49-8	
4-Chlorotoluene	ND	ug/L	5.0	1		11/22/22 07:43	106-43-4	
Dibromochloromethane	ND	ug/L	5.0	1		11/22/22 07:43	124-48-1	
1,2-Dibromoethane (EDB)	ND	ug/L	5.0	1		11/22/22 07:43	106-93-4	
Dibromomethane	ND	ug/L	5.0	1		11/22/22 07:43	74-95-3	
1,2-Dichlorobenzene	ND	ug/L	5.0	1		11/22/22 07:43	95-50-1	
1,3-Dichlorobenzene	ND	ug/L	5.0	1		11/22/22 07:43	541-73-1	
1,4-Dichlorobenzene	ND	ug/L	5.0	1		11/22/22 07:43	106-46-7	
trans-1,4-Dichloro-2-butene	ND	ug/L	100	1		11/22/22 07:43	110-57-6	
Dichlorodifluoromethane	ND	ug/L	5.0	1		11/22/22 07:43	75-71-8	
1,1-Dichloroethane	ND	ug/L	5.0	1		11/22/22 07:43	75-34-3	
1,2-Dichloroethane	ND	ug/L	5.0	1		11/22/22 07:43	107-06-2	
1,1-Dichloroethene	ND	ug/L	5.0	1		11/22/22 07:43	75-35-4	
cis-1,2-Dichloroethene	ND	ug/L	5.0	1		11/22/22 07:43	156-59-2	
trans-1,2-Dichloroethene	ND	ug/L	5.0	1		11/22/22 07:43	156-60-5	
1,2-Dichloropropane	ND	ug/L	5.0	1		11/22/22 07:43	78-87-5	
1,3-Dichloropropane	ND	ug/L	5.0	1		11/22/22 07:43	142-28-9	
2,2-Dichloropropane	ND	ug/L	5.0	1		11/22/22 07:43	594-20-7	
1,1-Dichloropropene	ND	ug/L	5.0	1		11/22/22 07:43	563-58-6	
cis-1,3-Dichloropropene	ND	ug/L	5.0	1		11/22/22 07:43	10061-01-5	
trans-1,3-Dichloropropene	ND	ug/L	5.0	1		11/22/22 07:43	10061-02-6	
Ethylbenzene	ND	ug/L	5.0	1		11/22/22 07:43	100-41-4	
Ethyl methacrylate	ND	ug/L	100	1		11/22/22 07:43	97-63-2	
Hexachloro-1,3-butadiene	ND	ug/L	5.0	1		11/22/22 07:43	87-68-3	
n-Hexane	ND	ug/L	5.0	1		11/22/22 07:43	110-54-3	
2-Hexanone	ND	ug/L	25.0	1		11/22/22 07:43	591-78-6	
Iodomethane	ND	ug/L	10.0	1		11/22/22 07:43	74-88-4	

This report shall not be reproduced, except in full,
without the written consent of Pace Analytical Services, LLC.

Pace Analytical Services, LLC
7726 Moller Road
Indianapolis, IN 46268
(317)228-3100

ANALYTICAL RESULTS

Project: HRID 4Q2022
Pace Project No.: 50331564

Sample: MW-35 **Lab ID: 50331564005** Collected: 11/15/22 09:00 Received: 11/18/22 16:00 Matrix: Water

Parameters	Results	Units	Report Limit	DF	Prepared	Analyzed	CAS No.	Qual
8260 MSV Indiana	Analytical Method: EPA 5030/8260							
	Pace Analytical Services - Indianapolis							
Isopropylbenzene (Cumene)	ND	ug/L	5.0	1		11/22/22 07:43	98-82-8	
p-Isopropyltoluene	ND	ug/L	5.0	1		11/22/22 07:43	99-87-6	
Methylene Chloride	ND	ug/L	5.0	1		11/22/22 07:43	75-09-2	
1-Methylnaphthalene	ND	ug/L	10.0	1		11/22/22 07:43	90-12-0	
2-Methylnaphthalene	ND	ug/L	10.0	1		11/22/22 07:43	91-57-6	
4-Methyl-2-pentanone (MIBK)	ND	ug/L	25.0	1		11/22/22 07:43	108-10-1	
Methyl-tert-butyl ether	ND	ug/L	4.0	1		11/22/22 07:43	1634-04-4	
Naphthalene	ND	ug/L	1.2	1		11/22/22 07:43	91-20-3	
n-Propylbenzene	ND	ug/L	5.0	1		11/22/22 07:43	103-65-1	
Styrene	ND	ug/L	5.0	1		11/22/22 07:43	100-42-5	
1,1,1,2-Tetrachloroethane	ND	ug/L	5.0	1		11/22/22 07:43	630-20-6	
1,1,2,2-Tetrachloroethane	ND	ug/L	5.0	1		11/22/22 07:43	79-34-5	
Tetrachloroethene	ND	ug/L	5.0	1		11/22/22 07:43	127-18-4	
Toluene	ND	ug/L	5.0	1		11/22/22 07:43	108-88-3	
1,2,3-Trichlorobenzene	ND	ug/L	5.0	1		11/22/22 07:43	87-61-6	
1,2,4-Trichlorobenzene	ND	ug/L	5.0	1		11/22/22 07:43	120-82-1	
1,1,1-Trichloroethane	ND	ug/L	5.0	1		11/22/22 07:43	71-55-6	
1,1,2-Trichloroethane	ND	ug/L	5.0	1		11/22/22 07:43	79-00-5	
Trichloroethene	ND	ug/L	5.0	1		11/22/22 07:43	79-01-6	
Trichlorofluoromethane	ND	ug/L	5.0	1		11/22/22 07:43	75-69-4	
1,2,3-Trichloropropane	ND	ug/L	5.0	1		11/22/22 07:43	96-18-4	
1,2,4-Trimethylbenzene	ND	ug/L	5.0	1		11/22/22 07:43	95-63-6	
1,3,5-Trimethylbenzene	ND	ug/L	5.0	1		11/22/22 07:43	108-67-8	
Vinyl acetate	ND	ug/L	50.0	1		11/22/22 07:43	108-05-4	
Vinyl chloride	ND	ug/L	2.0	1		11/22/22 07:43	75-01-4	
Xylene (Total)	ND	ug/L	10.0	1		11/22/22 07:43	1330-20-7	
Surrogates								
Dibromofluoromethane (S)	107	%.	82-128	1		11/22/22 07:43	1868-53-7	
4-Bromofluorobenzene (S)	104	%.	79-124	1		11/22/22 07:43	460-00-4	
Toluene-d8 (S)	91	%.	73-122	1		11/22/22 07:43	2037-26-5	

This report shall not be reproduced, except in full,
without the written consent of Pace Analytical Services, LLC.

Pace Analytical Services, LLC
7726 Moller Road
Indianapolis, IN 46268
(317)228-3100

ANALYTICAL RESULTS

Project: HRID 4Q2022
Pace Project No.: 50331564

Sample: MW-35D **Lab ID: 50331564006** Collected: 11/15/22 09:35 Received: 11/18/22 16:00 Matrix: Water

Parameters	Results	Units	Report Limit	DF	Prepared	Analyzed	CAS No.	Qual
8260 MSV Indiana	Analytical Method: EPA 5030/8260							
	Pace Analytical Services - Indianapolis							
Acetone	ND	ug/L	100	1		11/22/22 08:13	67-64-1	
Acrolein	ND	ug/L	50.0	1		11/22/22 08:13	107-02-8	
Acrylonitrile	ND	ug/L	100	1		11/22/22 08:13	107-13-1	
Benzene	ND	ug/L	5.0	1		11/22/22 08:13	71-43-2	
Bromobenzene	ND	ug/L	5.0	1		11/22/22 08:13	108-86-1	
Bromochloromethane	ND	ug/L	5.0	1		11/22/22 08:13	74-97-5	
Bromodichloromethane	ND	ug/L	5.0	1		11/22/22 08:13	75-27-4	
Bromoform	ND	ug/L	5.0	1		11/22/22 08:13	75-25-2	
Bromomethane	ND	ug/L	5.0	1		11/22/22 08:13	74-83-9	
2-Butanone (MEK)	ND	ug/L	25.0	1		11/22/22 08:13	78-93-3	
n-Butylbenzene	ND	ug/L	5.0	1		11/22/22 08:13	104-51-8	
sec-Butylbenzene	ND	ug/L	5.0	1		11/22/22 08:13	135-98-8	
tert-Butylbenzene	ND	ug/L	5.0	1		11/22/22 08:13	98-06-6	
Carbon disulfide	ND	ug/L	10.0	1		11/22/22 08:13	75-15-0	
Carbon tetrachloride	ND	ug/L	5.0	1		11/22/22 08:13	56-23-5	
Chlorobenzene	ND	ug/L	5.0	1		11/22/22 08:13	108-90-7	
Chloroethane	ND	ug/L	5.0	1		11/22/22 08:13	75-00-3	
Chloroform	ND	ug/L	5.0	1		11/22/22 08:13	67-66-3	
Chloromethane	ND	ug/L	5.0	1		11/22/22 08:13	74-87-3	
2-Chlorotoluene	ND	ug/L	5.0	1		11/22/22 08:13	95-49-8	
4-Chlorotoluene	ND	ug/L	5.0	1		11/22/22 08:13	106-43-4	
Dibromochloromethane	ND	ug/L	5.0	1		11/22/22 08:13	124-48-1	
1,2-Dibromoethane (EDB)	ND	ug/L	5.0	1		11/22/22 08:13	106-93-4	
Dibromomethane	ND	ug/L	5.0	1		11/22/22 08:13	74-95-3	
1,2-Dichlorobenzene	ND	ug/L	5.0	1		11/22/22 08:13	95-50-1	
1,3-Dichlorobenzene	ND	ug/L	5.0	1		11/22/22 08:13	541-73-1	
1,4-Dichlorobenzene	ND	ug/L	5.0	1		11/22/22 08:13	106-46-7	
trans-1,4-Dichloro-2-butene	ND	ug/L	100	1		11/22/22 08:13	110-57-6	
Dichlorodifluoromethane	ND	ug/L	5.0	1		11/22/22 08:13	75-71-8	
1,1-Dichloroethane	ND	ug/L	5.0	1		11/22/22 08:13	75-34-3	
1,2-Dichloroethane	ND	ug/L	5.0	1		11/22/22 08:13	107-06-2	
1,1-Dichloroethene	ND	ug/L	5.0	1		11/22/22 08:13	75-35-4	
cis-1,2-Dichloroethene	ND	ug/L	5.0	1		11/22/22 08:13	156-59-2	
trans-1,2-Dichloroethene	ND	ug/L	5.0	1		11/22/22 08:13	156-60-5	
1,2-Dichloropropane	ND	ug/L	5.0	1		11/22/22 08:13	78-87-5	
1,3-Dichloropropane	ND	ug/L	5.0	1		11/22/22 08:13	142-28-9	
2,2-Dichloropropane	ND	ug/L	5.0	1		11/22/22 08:13	594-20-7	
1,1-Dichloropropene	ND	ug/L	5.0	1		11/22/22 08:13	563-58-6	
cis-1,3-Dichloropropene	ND	ug/L	5.0	1		11/22/22 08:13	10061-01-5	
trans-1,3-Dichloropropene	ND	ug/L	5.0	1		11/22/22 08:13	10061-02-6	
Ethylbenzene	ND	ug/L	5.0	1		11/22/22 08:13	100-41-4	
Ethyl methacrylate	ND	ug/L	100	1		11/22/22 08:13	97-63-2	
Hexachloro-1,3-butadiene	ND	ug/L	5.0	1		11/22/22 08:13	87-68-3	
n-Hexane	ND	ug/L	5.0	1		11/22/22 08:13	110-54-3	
2-Hexanone	ND	ug/L	25.0	1		11/22/22 08:13	591-78-6	
Iodomethane	ND	ug/L	10.0	1		11/22/22 08:13	74-88-4	

This report shall not be reproduced, except in full,
without the written consent of Pace Analytical Services, LLC.

Pace Analytical Services, LLC
7726 Moller Road
Indianapolis, IN 46268
(317)228-3100

ANALYTICAL RESULTS

Project: HRID 4Q2022
Pace Project No.: 50331564

Sample: MW-35D **Lab ID: 50331564006** Collected: 11/15/22 09:35 Received: 11/18/22 16:00 Matrix: Water

Parameters	Results	Units	Report Limit	DF	Prepared	Analyzed	CAS No.	Qual
8260 MSV Indiana	Analytical Method: EPA 5030/8260							
	Pace Analytical Services - Indianapolis							
Isopropylbenzene (Cumene)	ND	ug/L	5.0	1		11/22/22 08:13	98-82-8	
p-Isopropyltoluene	ND	ug/L	5.0	1		11/22/22 08:13	99-87-6	
Methylene Chloride	ND	ug/L	5.0	1		11/22/22 08:13	75-09-2	
1-Methylnaphthalene	ND	ug/L	10.0	1		11/22/22 08:13	90-12-0	
2-Methylnaphthalene	ND	ug/L	10.0	1		11/22/22 08:13	91-57-6	
4-Methyl-2-pentanone (MIBK)	ND	ug/L	25.0	1		11/22/22 08:13	108-10-1	
Methyl-tert-butyl ether	ND	ug/L	4.0	1		11/22/22 08:13	1634-04-4	
Naphthalene	ND	ug/L	1.2	1		11/22/22 08:13	91-20-3	
n-Propylbenzene	ND	ug/L	5.0	1		11/22/22 08:13	103-65-1	
Styrene	ND	ug/L	5.0	1		11/22/22 08:13	100-42-5	
1,1,1,2-Tetrachloroethane	ND	ug/L	5.0	1		11/22/22 08:13	630-20-6	
1,1,2,2-Tetrachloroethane	ND	ug/L	5.0	1		11/22/22 08:13	79-34-5	
Tetrachloroethene	ND	ug/L	5.0	1		11/22/22 08:13	127-18-4	
Toluene	ND	ug/L	5.0	1		11/22/22 08:13	108-88-3	
1,2,3-Trichlorobenzene	ND	ug/L	5.0	1		11/22/22 08:13	87-61-6	
1,2,4-Trichlorobenzene	ND	ug/L	5.0	1		11/22/22 08:13	120-82-1	
1,1,1-Trichloroethane	ND	ug/L	5.0	1		11/22/22 08:13	71-55-6	
1,1,2-Trichloroethane	ND	ug/L	5.0	1		11/22/22 08:13	79-00-5	
Trichloroethene	ND	ug/L	5.0	1		11/22/22 08:13	79-01-6	
Trichlorofluoromethane	ND	ug/L	5.0	1		11/22/22 08:13	75-69-4	
1,2,3-Trichloropropane	ND	ug/L	5.0	1		11/22/22 08:13	96-18-4	
1,2,4-Trimethylbenzene	ND	ug/L	5.0	1		11/22/22 08:13	95-63-6	
1,3,5-Trimethylbenzene	ND	ug/L	5.0	1		11/22/22 08:13	108-67-8	
Vinyl acetate	ND	ug/L	50.0	1		11/22/22 08:13	108-05-4	
Vinyl chloride	ND	ug/L	2.0	1		11/22/22 08:13	75-01-4	
Xylene (Total)	ND	ug/L	10.0	1		11/22/22 08:13	1330-20-7	
Surrogates								
Dibromofluoromethane (S)	108	%.	82-128	1		11/22/22 08:13	1868-53-7	
4-Bromofluorobenzene (S)	104	%.	79-124	1		11/22/22 08:13	460-00-4	
Toluene-d8 (S)	91	%.	73-122	1		11/22/22 08:13	2037-26-5	

This report shall not be reproduced, except in full,
without the written consent of Pace Analytical Services, LLC.

Pace Analytical Services, LLC
7726 Moller Road
Indianapolis, IN 46268
(317)228-3100

ANALYTICAL RESULTS

Project: HRID 4Q2022
Pace Project No.: 50331564

Sample: MW-13 **Lab ID: 50331564007** Collected: 11/15/22 10:10 Received: 11/18/22 16:00 Matrix: Water

Parameters	Results	Units	Report Limit	DF	Prepared	Analyzed	CAS No.	Qual
8260 MSV Indiana	Analytical Method: EPA 5030/8260							
	Pace Analytical Services - Indianapolis							
Acetone	ND	ug/L	100	1		11/22/22 08:43	67-64-1	
Acrolein	ND	ug/L	50.0	1		11/22/22 08:43	107-02-8	
Acrylonitrile	ND	ug/L	100	1		11/22/22 08:43	107-13-1	
Benzene	ND	ug/L	5.0	1		11/22/22 08:43	71-43-2	
Bromobenzene	ND	ug/L	5.0	1		11/22/22 08:43	108-86-1	
Bromochloromethane	ND	ug/L	5.0	1		11/22/22 08:43	74-97-5	
Bromodichloromethane	ND	ug/L	5.0	1		11/22/22 08:43	75-27-4	
Bromoform	ND	ug/L	5.0	1		11/22/22 08:43	75-25-2	
Bromomethane	ND	ug/L	5.0	1		11/22/22 08:43	74-83-9	
2-Butanone (MEK)	ND	ug/L	25.0	1		11/22/22 08:43	78-93-3	
n-Butylbenzene	ND	ug/L	5.0	1		11/22/22 08:43	104-51-8	
sec-Butylbenzene	ND	ug/L	5.0	1		11/22/22 08:43	135-98-8	
tert-Butylbenzene	ND	ug/L	5.0	1		11/22/22 08:43	98-06-6	
Carbon disulfide	ND	ug/L	10.0	1		11/22/22 08:43	75-15-0	
Carbon tetrachloride	ND	ug/L	5.0	1		11/22/22 08:43	56-23-5	
Chlorobenzene	ND	ug/L	5.0	1		11/22/22 08:43	108-90-7	
Chloroethane	ND	ug/L	5.0	1		11/22/22 08:43	75-00-3	
Chloroform	ND	ug/L	5.0	1		11/22/22 08:43	67-66-3	
Chloromethane	ND	ug/L	5.0	1		11/22/22 08:43	74-87-3	
2-Chlorotoluene	ND	ug/L	5.0	1		11/22/22 08:43	95-49-8	
4-Chlorotoluene	ND	ug/L	5.0	1		11/22/22 08:43	106-43-4	
Dibromochloromethane	ND	ug/L	5.0	1		11/22/22 08:43	124-48-1	
1,2-Dibromoethane (EDB)	ND	ug/L	5.0	1		11/22/22 08:43	106-93-4	
Dibromomethane	ND	ug/L	5.0	1		11/22/22 08:43	74-95-3	
1,2-Dichlorobenzene	ND	ug/L	5.0	1		11/22/22 08:43	95-50-1	
1,3-Dichlorobenzene	ND	ug/L	5.0	1		11/22/22 08:43	541-73-1	
1,4-Dichlorobenzene	ND	ug/L	5.0	1		11/22/22 08:43	106-46-7	
trans-1,4-Dichloro-2-butene	ND	ug/L	100	1		11/22/22 08:43	110-57-6	
Dichlorodifluoromethane	ND	ug/L	5.0	1		11/22/22 08:43	75-71-8	
1,1-Dichloroethane	ND	ug/L	5.0	1		11/22/22 08:43	75-34-3	
1,2-Dichloroethane	ND	ug/L	5.0	1		11/22/22 08:43	107-06-2	
1,1-Dichloroethene	ND	ug/L	5.0	1		11/22/22 08:43	75-35-4	
cis-1,2-Dichloroethene	ND	ug/L	5.0	1		11/22/22 08:43	156-59-2	
trans-1,2-Dichloroethene	ND	ug/L	5.0	1		11/22/22 08:43	156-60-5	
1,2-Dichloropropane	ND	ug/L	5.0	1		11/22/22 08:43	78-87-5	
1,3-Dichloropropane	ND	ug/L	5.0	1		11/22/22 08:43	142-28-9	
2,2-Dichloropropane	ND	ug/L	5.0	1		11/22/22 08:43	594-20-7	
1,1-Dichloropropene	ND	ug/L	5.0	1		11/22/22 08:43	563-58-6	
cis-1,3-Dichloropropene	ND	ug/L	5.0	1		11/22/22 08:43	10061-01-5	
trans-1,3-Dichloropropene	ND	ug/L	5.0	1		11/22/22 08:43	10061-02-6	
Ethylbenzene	ND	ug/L	5.0	1		11/22/22 08:43	100-41-4	
Ethyl methacrylate	ND	ug/L	100	1		11/22/22 08:43	97-63-2	
Hexachloro-1,3-butadiene	ND	ug/L	5.0	1		11/22/22 08:43	87-68-3	
n-Hexane	ND	ug/L	5.0	1		11/22/22 08:43	110-54-3	
2-Hexanone	ND	ug/L	25.0	1		11/22/22 08:43	591-78-6	
Iodomethane	ND	ug/L	10.0	1		11/22/22 08:43	74-88-4	

This report shall not be reproduced, except in full,
without the written consent of Pace Analytical Services, LLC.

Pace Analytical Services, LLC
7726 Moller Road
Indianapolis, IN 46268
(317)228-3100

ANALYTICAL RESULTS

Project: HRID 4Q2022
Pace Project No.: 50331564

Sample: MW-13 **Lab ID: 50331564007** Collected: 11/15/22 10:10 Received: 11/18/22 16:00 Matrix: Water

Parameters	Results	Units	Report Limit	DF	Prepared	Analyzed	CAS No.	Qual
8260 MSV Indiana	Analytical Method: EPA 5030/8260							
	Pace Analytical Services - Indianapolis							
Isopropylbenzene (Cumene)	ND	ug/L	5.0	1		11/22/22 08:43	98-82-8	
p-Isopropyltoluene	ND	ug/L	5.0	1		11/22/22 08:43	99-87-6	
Methylene Chloride	ND	ug/L	5.0	1		11/22/22 08:43	75-09-2	
1-Methylnaphthalene	ND	ug/L	10.0	1		11/22/22 08:43	90-12-0	
2-Methylnaphthalene	ND	ug/L	10.0	1		11/22/22 08:43	91-57-6	
4-Methyl-2-pentanone (MIBK)	ND	ug/L	25.0	1		11/22/22 08:43	108-10-1	
Methyl-tert-butyl ether	ND	ug/L	4.0	1		11/22/22 08:43	1634-04-4	
Naphthalene	ND	ug/L	1.2	1		11/22/22 08:43	91-20-3	
n-Propylbenzene	ND	ug/L	5.0	1		11/22/22 08:43	103-65-1	
Styrene	ND	ug/L	5.0	1		11/22/22 08:43	100-42-5	
1,1,1,2-Tetrachloroethane	ND	ug/L	5.0	1		11/22/22 08:43	630-20-6	
1,1,2,2-Tetrachloroethane	ND	ug/L	5.0	1		11/22/22 08:43	79-34-5	
Tetrachloroethene	ND	ug/L	5.0	1		11/22/22 08:43	127-18-4	
Toluene	ND	ug/L	5.0	1		11/22/22 08:43	108-88-3	
1,2,3-Trichlorobenzene	ND	ug/L	5.0	1		11/22/22 08:43	87-61-6	
1,2,4-Trichlorobenzene	ND	ug/L	5.0	1		11/22/22 08:43	120-82-1	
1,1,1-Trichloroethane	ND	ug/L	5.0	1		11/22/22 08:43	71-55-6	
1,1,2-Trichloroethane	ND	ug/L	5.0	1		11/22/22 08:43	79-00-5	
Trichloroethene	ND	ug/L	5.0	1		11/22/22 08:43	79-01-6	
Trichlorofluoromethane	ND	ug/L	5.0	1		11/22/22 08:43	75-69-4	
1,2,3-Trichloropropane	ND	ug/L	5.0	1		11/22/22 08:43	96-18-4	
1,2,4-Trimethylbenzene	ND	ug/L	5.0	1		11/22/22 08:43	95-63-6	
1,3,5-Trimethylbenzene	ND	ug/L	5.0	1		11/22/22 08:43	108-67-8	
Vinyl acetate	ND	ug/L	50.0	1		11/22/22 08:43	108-05-4	
Vinyl chloride	ND	ug/L	2.0	1		11/22/22 08:43	75-01-4	
Xylene (Total)	ND	ug/L	10.0	1		11/22/22 08:43	1330-20-7	
Surrogates								
Dibromofluoromethane (S)	108	%.	82-128	1		11/22/22 08:43	1868-53-7	
4-Bromofluorobenzene (S)	104	%.	79-124	1		11/22/22 08:43	460-00-4	
Toluene-d8 (S)	91	%.	73-122	1		11/22/22 08:43	2037-26-5	

This report shall not be reproduced, except in full,
without the written consent of Pace Analytical Services, LLC.

Pace Analytical Services, LLC
7726 Moller Road
Indianapolis, IN 46268
(317)228-3100

ANALYTICAL RESULTS

Project: HRID 4Q2022
Pace Project No.: 50331564

Sample: MW-36 **Lab ID: 50331564008** Collected: 11/15/22 10:50 Received: 11/18/22 16:00 Matrix: Water

Parameters	Results	Units	Report Limit	DF	Prepared	Analyzed	CAS No.	Qual
8260 MSV Indiana	Analytical Method: EPA 5030/8260							
	Pace Analytical Services - Indianapolis							
Acetone	ND	ug/L	100	1		11/22/22 18:49	67-64-1	
Acrolein	ND	ug/L	50.0	1		11/22/22 18:49	107-02-8	
Acrylonitrile	ND	ug/L	100	1		11/22/22 18:49	107-13-1	
Benzene	ND	ug/L	5.0	1		11/22/22 18:49	71-43-2	
Bromobenzene	ND	ug/L	5.0	1		11/22/22 18:49	108-86-1	
Bromochloromethane	ND	ug/L	5.0	1		11/22/22 18:49	74-97-5	
Bromodichloromethane	ND	ug/L	5.0	1		11/22/22 18:49	75-27-4	
Bromoform	ND	ug/L	5.0	1		11/22/22 18:49	75-25-2	
Bromomethane	ND	ug/L	5.0	1		11/22/22 18:49	74-83-9	
2-Butanone (MEK)	ND	ug/L	25.0	1		11/22/22 18:49	78-93-3	
n-Butylbenzene	ND	ug/L	5.0	1		11/22/22 18:49	104-51-8	
sec-Butylbenzene	ND	ug/L	5.0	1		11/22/22 18:49	135-98-8	
tert-Butylbenzene	ND	ug/L	5.0	1		11/22/22 18:49	98-06-6	
Carbon disulfide	ND	ug/L	10.0	1		11/22/22 18:49	75-15-0	
Carbon tetrachloride	ND	ug/L	5.0	1		11/22/22 18:49	56-23-5	
Chlorobenzene	ND	ug/L	5.0	1		11/22/22 18:49	108-90-7	
Chloroethane	ND	ug/L	5.0	1		11/22/22 18:49	75-00-3	
Chloroform	ND	ug/L	5.0	1		11/22/22 18:49	67-66-3	
Chloromethane	ND	ug/L	5.0	1		11/22/22 18:49	74-87-3	
2-Chlorotoluene	ND	ug/L	5.0	1		11/22/22 18:49	95-49-8	
4-Chlorotoluene	ND	ug/L	5.0	1		11/22/22 18:49	106-43-4	
Dibromochloromethane	ND	ug/L	5.0	1		11/22/22 18:49	124-48-1	
1,2-Dibromoethane (EDB)	ND	ug/L	5.0	1		11/22/22 18:49	106-93-4	
Dibromomethane	ND	ug/L	5.0	1		11/22/22 18:49	74-95-3	
1,2-Dichlorobenzene	ND	ug/L	5.0	1		11/22/22 18:49	95-50-1	
1,3-Dichlorobenzene	ND	ug/L	5.0	1		11/22/22 18:49	541-73-1	
1,4-Dichlorobenzene	ND	ug/L	5.0	1		11/22/22 18:49	106-46-7	
trans-1,4-Dichloro-2-butene	ND	ug/L	100	1		11/22/22 18:49	110-57-6	
Dichlorodifluoromethane	ND	ug/L	5.0	1		11/22/22 18:49	75-71-8	
1,1-Dichloroethane	ND	ug/L	5.0	1		11/22/22 18:49	75-34-3	
1,2-Dichloroethane	ND	ug/L	5.0	1		11/22/22 18:49	107-06-2	
1,1-Dichloroethene	ND	ug/L	5.0	1		11/22/22 18:49	75-35-4	
cis-1,2-Dichloroethene	ND	ug/L	5.0	1		11/22/22 18:49	156-59-2	
trans-1,2-Dichloroethene	ND	ug/L	5.0	1		11/22/22 18:49	156-60-5	
1,2-Dichloropropane	ND	ug/L	5.0	1		11/22/22 18:49	78-87-5	
1,3-Dichloropropane	ND	ug/L	5.0	1		11/22/22 18:49	142-28-9	
2,2-Dichloropropane	ND	ug/L	5.0	1		11/22/22 18:49	594-20-7	
1,1-Dichloropropene	ND	ug/L	5.0	1		11/22/22 18:49	563-58-6	
cis-1,3-Dichloropropene	ND	ug/L	5.0	1		11/22/22 18:49	10061-01-5	
trans-1,3-Dichloropropene	ND	ug/L	5.0	1		11/22/22 18:49	10061-02-6	
Ethylbenzene	ND	ug/L	5.0	1		11/22/22 18:49	100-41-4	
Ethyl methacrylate	ND	ug/L	100	1		11/22/22 18:49	97-63-2	
Hexachloro-1,3-butadiene	ND	ug/L	5.0	1		11/22/22 18:49	87-68-3	
n-Hexane	ND	ug/L	5.0	1		11/22/22 18:49	110-54-3	
2-Hexanone	ND	ug/L	25.0	1		11/22/22 18:49	591-78-6	
Iodomethane	ND	ug/L	10.0	1		11/22/22 18:49	74-88-4	

This report shall not be reproduced, except in full,
without the written consent of Pace Analytical Services, LLC.

Pace Analytical Services, LLC
7726 Moller Road
Indianapolis, IN 46268
(317)228-3100

ANALYTICAL RESULTS

Project: HRID 4Q2022
Pace Project No.: 50331564

Sample: MW-36 **Lab ID: 50331564008** Collected: 11/15/22 10:50 Received: 11/18/22 16:00 Matrix: Water

Parameters	Results	Units	Report Limit	DF	Prepared	Analyzed	CAS No.	Qual
8260 MSV Indiana	Analytical Method: EPA 5030/8260							
	Pace Analytical Services - Indianapolis							
Isopropylbenzene (Cumene)	ND	ug/L	5.0	1		11/22/22 18:49	98-82-8	
p-Isopropyltoluene	ND	ug/L	5.0	1		11/22/22 18:49	99-87-6	
Methylene Chloride	ND	ug/L	5.0	1		11/22/22 18:49	75-09-2	
1-Methylnaphthalene	ND	ug/L	10.0	1		11/22/22 18:49	90-12-0	
2-Methylnaphthalene	ND	ug/L	10.0	1		11/22/22 18:49	91-57-6	
4-Methyl-2-pentanone (MIBK)	ND	ug/L	25.0	1		11/22/22 18:49	108-10-1	
Methyl-tert-butyl ether	ND	ug/L	4.0	1		11/22/22 18:49	1634-04-4	
Naphthalene	ND	ug/L	1.2	1		11/22/22 18:49	91-20-3	
n-Propylbenzene	ND	ug/L	5.0	1		11/22/22 18:49	103-65-1	
Styrene	ND	ug/L	5.0	1		11/22/22 18:49	100-42-5	
1,1,1,2-Tetrachloroethane	ND	ug/L	5.0	1		11/22/22 18:49	630-20-6	
1,1,2,2-Tetrachloroethane	ND	ug/L	5.0	1		11/22/22 18:49	79-34-5	
Tetrachloroethene	ND	ug/L	5.0	1		11/22/22 18:49	127-18-4	
Toluene	ND	ug/L	5.0	1		11/22/22 18:49	108-88-3	
1,2,3-Trichlorobenzene	ND	ug/L	5.0	1		11/22/22 18:49	87-61-6	
1,2,4-Trichlorobenzene	ND	ug/L	5.0	1		11/22/22 18:49	120-82-1	
1,1,1-Trichloroethane	ND	ug/L	5.0	1		11/22/22 18:49	71-55-6	
1,1,2-Trichloroethane	ND	ug/L	5.0	1		11/22/22 18:49	79-00-5	
Trichloroethene	ND	ug/L	5.0	1		11/22/22 18:49	79-01-6	
Trichlorofluoromethane	ND	ug/L	5.0	1		11/22/22 18:49	75-69-4	
1,2,3-Trichloropropane	ND	ug/L	5.0	1		11/22/22 18:49	96-18-4	
1,2,4-Trimethylbenzene	ND	ug/L	5.0	1		11/22/22 18:49	95-63-6	
1,3,5-Trimethylbenzene	ND	ug/L	5.0	1		11/22/22 18:49	108-67-8	
Vinyl acetate	ND	ug/L	50.0	1		11/22/22 18:49	108-05-4	L1
Vinyl chloride	ND	ug/L	2.0	1		11/22/22 18:49	75-01-4	
Xylene (Total)	ND	ug/L	10.0	1		11/22/22 18:49	1330-20-7	
Surrogates								
Dibromofluoromethane (S)	96	%.	82-128	1		11/22/22 18:49	1868-53-7	
4-Bromofluorobenzene (S)	99	%.	79-124	1		11/22/22 18:49	460-00-4	
Toluene-d8 (S)	102	%.	73-122	1		11/22/22 18:49	2037-26-5	

This report shall not be reproduced, except in full,
without the written consent of Pace Analytical Services, LLC.

Pace Analytical Services, LLC
7726 Moller Road
Indianapolis, IN 46268
(317)228-3100

ANALYTICAL RESULTS

Project: HRID 4Q2022
Pace Project No.: 50331564

Sample: MW-36D **Lab ID: 50331564009** Collected: 11/15/22 11:35 Received: 11/18/22 16:00 Matrix: Water

Parameters	Results	Units	Report Limit	DF	Prepared	Analyzed	CAS No.	Qual
8260 MSV Indiana	Analytical Method: EPA 5030/8260							
	Pace Analytical Services - Indianapolis							
Acetone	ND	ug/L	100	1		11/22/22 19:20	67-64-1	
Acrolein	ND	ug/L	50.0	1		11/22/22 19:20	107-02-8	
Acrylonitrile	ND	ug/L	100	1		11/22/22 19:20	107-13-1	
Benzene	ND	ug/L	5.0	1		11/22/22 19:20	71-43-2	
Bromobenzene	ND	ug/L	5.0	1		11/22/22 19:20	108-86-1	
Bromochloromethane	ND	ug/L	5.0	1		11/22/22 19:20	74-97-5	
Bromodichloromethane	ND	ug/L	5.0	1		11/22/22 19:20	75-27-4	
Bromoform	ND	ug/L	5.0	1		11/22/22 19:20	75-25-2	
Bromomethane	ND	ug/L	5.0	1		11/22/22 19:20	74-83-9	
2-Butanone (MEK)	ND	ug/L	25.0	1		11/22/22 19:20	78-93-3	
n-Butylbenzene	ND	ug/L	5.0	1		11/22/22 19:20	104-51-8	
sec-Butylbenzene	ND	ug/L	5.0	1		11/22/22 19:20	135-98-8	
tert-Butylbenzene	ND	ug/L	5.0	1		11/22/22 19:20	98-06-6	
Carbon disulfide	ND	ug/L	10.0	1		11/22/22 19:20	75-15-0	
Carbon tetrachloride	ND	ug/L	5.0	1		11/22/22 19:20	56-23-5	
Chlorobenzene	ND	ug/L	5.0	1		11/22/22 19:20	108-90-7	
Chloroethane	ND	ug/L	5.0	1		11/22/22 19:20	75-00-3	
Chloroform	ND	ug/L	5.0	1		11/22/22 19:20	67-66-3	
Chloromethane	ND	ug/L	5.0	1		11/22/22 19:20	74-87-3	
2-Chlorotoluene	ND	ug/L	5.0	1		11/22/22 19:20	95-49-8	
4-Chlorotoluene	ND	ug/L	5.0	1		11/22/22 19:20	106-43-4	
Dibromochloromethane	ND	ug/L	5.0	1		11/22/22 19:20	124-48-1	
1,2-Dibromoethane (EDB)	ND	ug/L	5.0	1		11/22/22 19:20	106-93-4	
Dibromomethane	ND	ug/L	5.0	1		11/22/22 19:20	74-95-3	
1,2-Dichlorobenzene	ND	ug/L	5.0	1		11/22/22 19:20	95-50-1	
1,3-Dichlorobenzene	ND	ug/L	5.0	1		11/22/22 19:20	541-73-1	
1,4-Dichlorobenzene	ND	ug/L	5.0	1		11/22/22 19:20	106-46-7	
trans-1,4-Dichloro-2-butene	ND	ug/L	100	1		11/22/22 19:20	110-57-6	
Dichlorodifluoromethane	ND	ug/L	5.0	1		11/22/22 19:20	75-71-8	
1,1-Dichloroethane	ND	ug/L	5.0	1		11/22/22 19:20	75-34-3	
1,2-Dichloroethane	ND	ug/L	5.0	1		11/22/22 19:20	107-06-2	
1,1-Dichloroethene	ND	ug/L	5.0	1		11/22/22 19:20	75-35-4	
cis-1,2-Dichloroethene	ND	ug/L	5.0	1		11/22/22 19:20	156-59-2	
trans-1,2-Dichloroethene	ND	ug/L	5.0	1		11/22/22 19:20	156-60-5	
1,2-Dichloropropane	ND	ug/L	5.0	1		11/22/22 19:20	78-87-5	
1,3-Dichloropropane	ND	ug/L	5.0	1		11/22/22 19:20	142-28-9	
2,2-Dichloropropane	ND	ug/L	5.0	1		11/22/22 19:20	594-20-7	
1,1-Dichloropropene	ND	ug/L	5.0	1		11/22/22 19:20	563-58-6	
cis-1,3-Dichloropropene	ND	ug/L	5.0	1		11/22/22 19:20	10061-01-5	
trans-1,3-Dichloropropene	ND	ug/L	5.0	1		11/22/22 19:20	10061-02-6	
Ethylbenzene	ND	ug/L	5.0	1		11/22/22 19:20	100-41-4	
Ethyl methacrylate	ND	ug/L	100	1		11/22/22 19:20	97-63-2	
Hexachloro-1,3-butadiene	ND	ug/L	5.0	1		11/22/22 19:20	87-68-3	
n-Hexane	ND	ug/L	5.0	1		11/22/22 19:20	110-54-3	
2-Hexanone	ND	ug/L	25.0	1		11/22/22 19:20	591-78-6	
Iodomethane	ND	ug/L	10.0	1		11/22/22 19:20	74-88-4	

This report shall not be reproduced, except in full,
without the written consent of Pace Analytical Services, LLC.

Pace Analytical Services, LLC
7726 Moller Road
Indianapolis, IN 46268
(317)228-3100

ANALYTICAL RESULTS

Project: HRID 4Q2022
Pace Project No.: 50331564

Sample: MW-36D **Lab ID: 50331564009** Collected: 11/15/22 11:35 Received: 11/18/22 16:00 Matrix: Water

Parameters	Results	Units	Report Limit	DF	Prepared	Analyzed	CAS No.	Qual
8260 MSV Indiana	Analytical Method: EPA 5030/8260							
	Pace Analytical Services - Indianapolis							
Isopropylbenzene (Cumene)	ND	ug/L	5.0	1		11/22/22 19:20	98-82-8	
p-Isopropyltoluene	ND	ug/L	5.0	1		11/22/22 19:20	99-87-6	
Methylene Chloride	ND	ug/L	5.0	1		11/22/22 19:20	75-09-2	
1-Methylnaphthalene	ND	ug/L	10.0	1		11/22/22 19:20	90-12-0	
2-Methylnaphthalene	ND	ug/L	10.0	1		11/22/22 19:20	91-57-6	
4-Methyl-2-pentanone (MIBK)	ND	ug/L	25.0	1		11/22/22 19:20	108-10-1	
Methyl-tert-butyl ether	ND	ug/L	4.0	1		11/22/22 19:20	1634-04-4	
Naphthalene	ND	ug/L	1.2	1		11/22/22 19:20	91-20-3	
n-Propylbenzene	ND	ug/L	5.0	1		11/22/22 19:20	103-65-1	
Styrene	ND	ug/L	5.0	1		11/22/22 19:20	100-42-5	
1,1,1,2-Tetrachloroethane	ND	ug/L	5.0	1		11/22/22 19:20	630-20-6	
1,1,2,2-Tetrachloroethane	ND	ug/L	5.0	1		11/22/22 19:20	79-34-5	
Tetrachloroethene	ND	ug/L	5.0	1		11/22/22 19:20	127-18-4	
Toluene	ND	ug/L	5.0	1		11/22/22 19:20	108-88-3	
1,2,3-Trichlorobenzene	ND	ug/L	5.0	1		11/22/22 19:20	87-61-6	
1,2,4-Trichlorobenzene	ND	ug/L	5.0	1		11/22/22 19:20	120-82-1	
1,1,1-Trichloroethane	ND	ug/L	5.0	1		11/22/22 19:20	71-55-6	
1,1,2-Trichloroethane	ND	ug/L	5.0	1		11/22/22 19:20	79-00-5	
Trichloroethene	ND	ug/L	5.0	1		11/22/22 19:20	79-01-6	
Trichlorofluoromethane	ND	ug/L	5.0	1		11/22/22 19:20	75-69-4	
1,2,3-Trichloropropane	ND	ug/L	5.0	1		11/22/22 19:20	96-18-4	
1,2,4-Trimethylbenzene	ND	ug/L	5.0	1		11/22/22 19:20	95-63-6	
1,3,5-Trimethylbenzene	ND	ug/L	5.0	1		11/22/22 19:20	108-67-8	
Vinyl acetate	ND	ug/L	50.0	1		11/22/22 19:20	108-05-4	L1
Vinyl chloride	ND	ug/L	2.0	1		11/22/22 19:20	75-01-4	
Xylene (Total)	ND	ug/L	10.0	1		11/22/22 19:20	1330-20-7	
Surrogates								
Dibromofluoromethane (S)	94	%.	82-128	1		11/22/22 19:20	1868-53-7	
4-Bromofluorobenzene (S)	99	%.	79-124	1		11/22/22 19:20	460-00-4	
Toluene-d8 (S)	101	%.	73-122	1		11/22/22 19:20	2037-26-5	

This report shall not be reproduced, except in full,
without the written consent of Pace Analytical Services, LLC.

Pace Analytical Services, LLC
7726 Moller Road
Indianapolis, IN 46268
(317)228-3100

ANALYTICAL RESULTS

Project: HRID 4Q2022
Pace Project No.: 50331564

Sample: MW-37S **Lab ID: 50331564010** Collected: 11/15/22 11:56 Received: 11/18/22 16:00 Matrix: Water

Parameters	Results	Units	Report Limit	DF	Prepared	Analyzed	CAS No.	Qual
8260 MSV Indiana	Analytical Method: EPA 5030/8260							
	Pace Analytical Services - Indianapolis							
Acetone	ND	ug/L	100	1		11/22/22 19:50	67-64-1	
Acrolein	ND	ug/L	50.0	1		11/22/22 19:50	107-02-8	
Acrylonitrile	ND	ug/L	100	1		11/22/22 19:50	107-13-1	
Benzene	ND	ug/L	5.0	1		11/22/22 19:50	71-43-2	
Bromobenzene	ND	ug/L	5.0	1		11/22/22 19:50	108-86-1	
Bromochloromethane	ND	ug/L	5.0	1		11/22/22 19:50	74-97-5	
Bromodichloromethane	ND	ug/L	5.0	1		11/22/22 19:50	75-27-4	
Bromoform	ND	ug/L	5.0	1		11/22/22 19:50	75-25-2	
Bromomethane	ND	ug/L	5.0	1		11/22/22 19:50	74-83-9	
2-Butanone (MEK)	ND	ug/L	25.0	1		11/22/22 19:50	78-93-3	
n-Butylbenzene	ND	ug/L	5.0	1		11/22/22 19:50	104-51-8	
sec-Butylbenzene	ND	ug/L	5.0	1		11/22/22 19:50	135-98-8	
tert-Butylbenzene	ND	ug/L	5.0	1		11/22/22 19:50	98-06-6	
Carbon disulfide	ND	ug/L	10.0	1		11/22/22 19:50	75-15-0	
Carbon tetrachloride	ND	ug/L	5.0	1		11/22/22 19:50	56-23-5	
Chlorobenzene	ND	ug/L	5.0	1		11/22/22 19:50	108-90-7	
Chloroethane	ND	ug/L	5.0	1		11/22/22 19:50	75-00-3	
Chloroform	ND	ug/L	5.0	1		11/22/22 19:50	67-66-3	
Chloromethane	ND	ug/L	5.0	1		11/22/22 19:50	74-87-3	
2-Chlorotoluene	ND	ug/L	5.0	1		11/22/22 19:50	95-49-8	
4-Chlorotoluene	ND	ug/L	5.0	1		11/22/22 19:50	106-43-4	
Dibromochloromethane	ND	ug/L	5.0	1		11/22/22 19:50	124-48-1	
1,2-Dibromoethane (EDB)	ND	ug/L	5.0	1		11/22/22 19:50	106-93-4	
Dibromomethane	ND	ug/L	5.0	1		11/22/22 19:50	74-95-3	
1,2-Dichlorobenzene	ND	ug/L	5.0	1		11/22/22 19:50	95-50-1	
1,3-Dichlorobenzene	ND	ug/L	5.0	1		11/22/22 19:50	541-73-1	
1,4-Dichlorobenzene	ND	ug/L	5.0	1		11/22/22 19:50	106-46-7	
trans-1,4-Dichloro-2-butene	ND	ug/L	100	1		11/22/22 19:50	110-57-6	
Dichlorodifluoromethane	ND	ug/L	5.0	1		11/22/22 19:50	75-71-8	
1,1-Dichloroethane	ND	ug/L	5.0	1		11/22/22 19:50	75-34-3	
1,2-Dichloroethane	ND	ug/L	5.0	1		11/22/22 19:50	107-06-2	
1,1-Dichloroethene	ND	ug/L	5.0	1		11/22/22 19:50	75-35-4	
cis-1,2-Dichloroethene	ND	ug/L	5.0	1		11/22/22 19:50	156-59-2	
trans-1,2-Dichloroethene	ND	ug/L	5.0	1		11/22/22 19:50	156-60-5	
1,2-Dichloropropane	ND	ug/L	5.0	1		11/22/22 19:50	78-87-5	
1,3-Dichloropropane	ND	ug/L	5.0	1		11/22/22 19:50	142-28-9	
2,2-Dichloropropane	ND	ug/L	5.0	1		11/22/22 19:50	594-20-7	
1,1-Dichloropropene	ND	ug/L	5.0	1		11/22/22 19:50	563-58-6	
cis-1,3-Dichloropropene	ND	ug/L	5.0	1		11/22/22 19:50	10061-01-5	
trans-1,3-Dichloropropene	ND	ug/L	5.0	1		11/22/22 19:50	10061-02-6	
Ethylbenzene	ND	ug/L	5.0	1		11/22/22 19:50	100-41-4	
Ethyl methacrylate	ND	ug/L	100	1		11/22/22 19:50	97-63-2	
Hexachloro-1,3-butadiene	ND	ug/L	5.0	1		11/22/22 19:50	87-68-3	
n-Hexane	ND	ug/L	5.0	1		11/22/22 19:50	110-54-3	
2-Hexanone	ND	ug/L	25.0	1		11/22/22 19:50	591-78-6	
Iodomethane	ND	ug/L	10.0	1		11/22/22 19:50	74-88-4	

This report shall not be reproduced, except in full,
without the written consent of Pace Analytical Services, LLC.

Pace Analytical Services, LLC
7726 Moller Road
Indianapolis, IN 46268
(317)228-3100

ANALYTICAL RESULTS

Project: HRID 4Q2022
Pace Project No.: 50331564

Sample: MW-37S **Lab ID: 50331564010** Collected: 11/15/22 11:56 Received: 11/18/22 16:00 Matrix: Water

Parameters	Results	Units	Report Limit	DF	Prepared	Analyzed	CAS No.	Qual
8260 MSV Indiana	Analytical Method: EPA 5030/8260							
	Pace Analytical Services - Indianapolis							
Isopropylbenzene (Cumene)	ND	ug/L	5.0	1		11/22/22 19:50	98-82-8	
p-Isopropyltoluene	ND	ug/L	5.0	1		11/22/22 19:50	99-87-6	
Methylene Chloride	ND	ug/L	5.0	1		11/22/22 19:50	75-09-2	
1-Methylnaphthalene	ND	ug/L	10.0	1		11/22/22 19:50	90-12-0	
2-Methylnaphthalene	ND	ug/L	10.0	1		11/22/22 19:50	91-57-6	
4-Methyl-2-pentanone (MIBK)	ND	ug/L	25.0	1		11/22/22 19:50	108-10-1	
Methyl-tert-butyl ether	ND	ug/L	4.0	1		11/22/22 19:50	1634-04-4	
Naphthalene	ND	ug/L	1.2	1		11/22/22 19:50	91-20-3	
n-Propylbenzene	ND	ug/L	5.0	1		11/22/22 19:50	103-65-1	
Styrene	ND	ug/L	5.0	1		11/22/22 19:50	100-42-5	
1,1,1,2-Tetrachloroethane	ND	ug/L	5.0	1		11/22/22 19:50	630-20-6	
1,1,2,2-Tetrachloroethane	ND	ug/L	5.0	1		11/22/22 19:50	79-34-5	
Tetrachloroethene	**26.9**	ug/L	5.0	1		11/22/22 19:50	127-18-4	
Toluene	ND	ug/L	5.0	1		11/22/22 19:50	108-88-3	
1,2,3-Trichlorobenzene	ND	ug/L	5.0	1		11/22/22 19:50	87-61-6	
1,2,4-Trichlorobenzene	ND	ug/L	5.0	1		11/22/22 19:50	120-82-1	
1,1,1-Trichloroethane	ND	ug/L	5.0	1		11/22/22 19:50	71-55-6	
1,1,2-Trichloroethane	ND	ug/L	5.0	1		11/22/22 19:50	79-00-5	
Trichloroethene	**16.0**	ug/L	5.0	1		11/22/22 19:50	79-01-6	
Trichlorofluoromethane	ND	ug/L	5.0	1		11/22/22 19:50	75-69-4	
1,2,3-Trichloropropane	ND	ug/L	5.0	1		11/22/22 19:50	96-18-4	
1,2,4-Trimethylbenzene	ND	ug/L	5.0	1		11/22/22 19:50	95-63-6	
1,3,5-Trimethylbenzene	ND	ug/L	5.0	1		11/22/22 19:50	108-67-8	
Vinyl acetate	ND	ug/L	50.0	1		11/22/22 19:50	108-05-4	L1
Vinyl chloride	ND	ug/L	2.0	1		11/22/22 19:50	75-01-4	
Xylene (Total)	ND	ug/L	10.0	1		11/22/22 19:50	1330-20-7	
Surrogates								
Dibromofluoromethane (S)	94	%.	82-128	1		11/22/22 19:50	1868-53-7	
4-Bromofluorobenzene (S)	98	%.	79-124	1		11/22/22 19:50	460-00-4	
Toluene-d8 (S)	101	%.	73-122	1		11/22/22 19:50	2037-26-5	

This report shall not be reproduced, except in full,
without the written consent of Pace Analytical Services, LLC.

Pace Analytical Services, LLC
7726 Moller Road
Indianapolis, IN 46268
(317)228-3100

ANALYTICAL RESULTS

Project: HRID 4Q2022
Pace Project No.: 50331564

Sample: MW-25 **Lab ID: 50331564011** Collected: 11/15/22 12:30 Received: 11/18/22 16:00 Matrix: Water

Parameters	Results	Units	Report Limit	DF	Prepared	Analyzed	CAS No.	Qual
8260 MSV Indiana	Analytical Method: EPA 5030/8260							
	Pace Analytical Services - Indianapolis							
Acetone	ND	ug/L	100	1		11/22/22 20:21	67-64-1	
Acrolein	ND	ug/L	50.0	1		11/22/22 20:21	107-02-8	
Acrylonitrile	ND	ug/L	100	1		11/22/22 20:21	107-13-1	
Benzene	ND	ug/L	5.0	1		11/22/22 20:21	71-43-2	
Bromobenzene	ND	ug/L	5.0	1		11/22/22 20:21	108-86-1	
Bromochloromethane	ND	ug/L	5.0	1		11/22/22 20:21	74-97-5	
Bromodichloromethane	ND	ug/L	5.0	1		11/22/22 20:21	75-27-4	
Bromoform	ND	ug/L	5.0	1		11/22/22 20:21	75-25-2	
Bromomethane	ND	ug/L	5.0	1		11/22/22 20:21	74-83-9	
2-Butanone (MEK)	ND	ug/L	25.0	1		11/22/22 20:21	78-93-3	
n-Butylbenzene	ND	ug/L	5.0	1		11/22/22 20:21	104-51-8	
sec-Butylbenzene	ND	ug/L	5.0	1		11/22/22 20:21	135-98-8	
tert-Butylbenzene	ND	ug/L	5.0	1		11/22/22 20:21	98-06-6	
Carbon disulfide	ND	ug/L	10.0	1		11/22/22 20:21	75-15-0	
Carbon tetrachloride	ND	ug/L	5.0	1		11/22/22 20:21	56-23-5	
Chlorobenzene	ND	ug/L	5.0	1		11/22/22 20:21	108-90-7	
Chloroethane	ND	ug/L	5.0	1		11/22/22 20:21	75-00-3	
Chloroform	ND	ug/L	5.0	1		11/22/22 20:21	67-66-3	
Chloromethane	ND	ug/L	5.0	1		11/22/22 20:21	74-87-3	
2-Chlorotoluene	ND	ug/L	5.0	1		11/22/22 20:21	95-49-8	
4-Chlorotoluene	ND	ug/L	5.0	1		11/22/22 20:21	106-43-4	
Dibromochloromethane	ND	ug/L	5.0	1		11/22/22 20:21	124-48-1	
1,2-Dibromoethane (EDB)	ND	ug/L	5.0	1		11/22/22 20:21	106-93-4	
Dibromomethane	ND	ug/L	5.0	1		11/22/22 20:21	74-95-3	
1,2-Dichlorobenzene	ND	ug/L	5.0	1		11/22/22 20:21	95-50-1	
1,3-Dichlorobenzene	ND	ug/L	5.0	1		11/22/22 20:21	541-73-1	
1,4-Dichlorobenzene	ND	ug/L	5.0	1		11/22/22 20:21	106-46-7	
trans-1,4-Dichloro-2-butene	ND	ug/L	100	1		11/22/22 20:21	110-57-6	
Dichlorodifluoromethane	ND	ug/L	5.0	1		11/22/22 20:21	75-71-8	
1,1-Dichloroethane	ND	ug/L	5.0	1		11/22/22 20:21	75-34-3	
1,2-Dichloroethane	ND	ug/L	5.0	1		11/22/22 20:21	107-06-2	
1,1-Dichloroethene	ND	ug/L	5.0	1		11/22/22 20:21	75-35-4	
cis-1,2-Dichloroethene	ND	ug/L	5.0	1		11/22/22 20:21	156-59-2	
trans-1,2-Dichloroethene	ND	ug/L	5.0	1		11/22/22 20:21	156-60-5	
1,2-Dichloropropane	ND	ug/L	5.0	1		11/22/22 20:21	78-87-5	
1,3-Dichloropropane	ND	ug/L	5.0	1		11/22/22 20:21	142-28-9	
2,2-Dichloropropane	ND	ug/L	5.0	1		11/22/22 20:21	594-20-7	
1,1-Dichloropropene	ND	ug/L	5.0	1		11/22/22 20:21	563-58-6	
cis-1,3-Dichloropropene	ND	ug/L	5.0	1		11/22/22 20:21	10061-01-5	
trans-1,3-Dichloropropene	ND	ug/L	5.0	1		11/22/22 20:21	10061-02-6	
Ethylbenzene	ND	ug/L	5.0	1		11/22/22 20:21	100-41-4	
Ethyl methacrylate	ND	ug/L	100	1		11/22/22 20:21	97-63-2	
Hexachloro-1,3-butadiene	ND	ug/L	5.0	1		11/22/22 20:21	87-68-3	
n-Hexane	ND	ug/L	5.0	1		11/22/22 20:21	110-54-3	
2-Hexanone	ND	ug/L	25.0	1		11/22/22 20:21	591-78-6	
Iodomethane	ND	ug/L	10.0	1		11/22/22 20:21	74-88-4	

This report shall not be reproduced, except in full,
without the written consent of Pace Analytical Services, LLC.

Pace Analytical Services, LLC
7726 Moller Road
Indianapolis, IN 46268
(317)228-3100

ANALYTICAL RESULTS

Project: HRID 4Q2022
Pace Project No.: 50331564

Sample: MW-25 **Lab ID: 50331564011** Collected: 11/15/22 12:30 Received: 11/18/22 16:00 Matrix: Water

Parameters	Results	Units	Report Limit	DF	Prepared	Analyzed	CAS No.	Qual
8260 MSV Indiana	Analytical Method: EPA 5030/8260							
	Pace Analytical Services - Indianapolis							
Isopropylbenzene (Cumene)	ND	ug/L	5.0	1		11/22/22 20:21	98-82-8	
p-Isopropyltoluene	ND	ug/L	5.0	1		11/22/22 20:21	99-87-6	
Methylene Chloride	ND	ug/L	5.0	1		11/22/22 20:21	75-09-2	
1-Methylnaphthalene	ND	ug/L	10.0	1		11/22/22 20:21	90-12-0	
2-Methylnaphthalene	ND	ug/L	10.0	1		11/22/22 20:21	91-57-6	
4-Methyl-2-pentanone (MIBK)	ND	ug/L	25.0	1		11/22/22 20:21	108-10-1	
Methyl-tert-butyl ether	ND	ug/L	4.0	1		11/22/22 20:21	1634-04-4	
Naphthalene	ND	ug/L	1.2	1		11/22/22 20:21	91-20-3	
n-Propylbenzene	ND	ug/L	5.0	1		11/22/22 20:21	103-65-1	
Styrene	ND	ug/L	5.0	1		11/22/22 20:21	100-42-5	
1,1,1,2-Tetrachloroethane	ND	ug/L	5.0	1		11/22/22 20:21	630-20-6	
1,1,2,2-Tetrachloroethane	ND	ug/L	5.0	1		11/22/22 20:21	79-34-5	
Tetrachloroethene	ND	ug/L	5.0	1		11/22/22 20:21	127-18-4	
Toluene	ND	ug/L	5.0	1		11/22/22 20:21	108-88-3	
1,2,3-Trichlorobenzene	ND	ug/L	5.0	1		11/22/22 20:21	87-61-6	
1,2,4-Trichlorobenzene	ND	ug/L	5.0	1		11/22/22 20:21	120-82-1	
1,1,1-Trichloroethane	ND	ug/L	5.0	1		11/22/22 20:21	71-55-6	
1,1,2-Trichloroethane	ND	ug/L	5.0	1		11/22/22 20:21	79-00-5	
Trichloroethene	ND	ug/L	5.0	1		11/22/22 20:21	79-01-6	
Trichlorofluoromethane	ND	ug/L	5.0	1		11/22/22 20:21	75-69-4	
1,2,3-Trichloropropane	ND	ug/L	5.0	1		11/22/22 20:21	96-18-4	
1,2,4-Trimethylbenzene	ND	ug/L	5.0	1		11/22/22 20:21	95-63-6	
1,3,5-Trimethylbenzene	ND	ug/L	5.0	1		11/22/22 20:21	108-67-8	
Vinyl acetate	ND	ug/L	50.0	1		11/22/22 20:21	108-05-4	L1
Vinyl chloride	ND	ug/L	2.0	1		11/22/22 20:21	75-01-4	
Xylene (Total)	ND	ug/L	10.0	1		11/22/22 20:21	1330-20-7	
Surrogates								
Dibromofluoromethane (S)	95	%.	82-128	1		11/22/22 20:21	1868-53-7	
4-Bromofluorobenzene (S)	97	%.	79-124	1		11/22/22 20:21	460-00-4	
Toluene-d8 (S)	101	%.	73-122	1		11/22/22 20:21	2037-26-5	

This report shall not be reproduced, except in full,
without the written consent of Pace Analytical Services, LLC.

Pace Analytical Services, LLC
7726 Moller Road
Indianapolis, IN 46268
(317)228-3100

ANALYTICAL RESULTS

Project: HRID 4Q2022
Pace Project No.: 50331564

Sample: MW-37D **Lab ID: 50331564012** Collected: 11/15/22 12:31 Received: 11/18/22 16:00 Matrix: Water

Parameters	Results	Units	Report Limit	DF	Prepared	Analyzed	CAS No.	Qual
8260 MSV Indiana	Analytical Method: EPA 5030/8260							
	Pace Analytical Services - Indianapolis							
Acetone	ND	ug/L	100	1		11/22/22 20:51	67-64-1	
Acrolein	ND	ug/L	50.0	1		11/22/22 20:51	107-02-8	
Acrylonitrile	ND	ug/L	100	1		11/22/22 20:51	107-13-1	
Benzene	ND	ug/L	5.0	1		11/22/22 20:51	71-43-2	
Bromobenzene	ND	ug/L	5.0	1		11/22/22 20:51	108-86-1	
Bromochloromethane	ND	ug/L	5.0	1		11/22/22 20:51	74-97-5	
Bromodichloromethane	ND	ug/L	5.0	1		11/22/22 20:51	75-27-4	
Bromoform	ND	ug/L	5.0	1		11/22/22 20:51	75-25-2	
Bromomethane	ND	ug/L	5.0	1		11/22/22 20:51	74-83-9	
2-Butanone (MEK)	ND	ug/L	25.0	1		11/22/22 20:51	78-93-3	
n-Butylbenzene	ND	ug/L	5.0	1		11/22/22 20:51	104-51-8	
sec-Butylbenzene	ND	ug/L	5.0	1		11/22/22 20:51	135-98-8	
tert-Butylbenzene	ND	ug/L	5.0	1		11/22/22 20:51	98-06-6	
Carbon disulfide	ND	ug/L	10.0	1		11/22/22 20:51	75-15-0	
Carbon tetrachloride	ND	ug/L	5.0	1		11/22/22 20:51	56-23-5	
Chlorobenzene	ND	ug/L	5.0	1		11/22/22 20:51	108-90-7	
Chloroethane	ND	ug/L	5.0	1		11/22/22 20:51	75-00-3	
Chloroform	ND	ug/L	5.0	1		11/22/22 20:51	67-66-3	
Chloromethane	ND	ug/L	5.0	1		11/22/22 20:51	74-87-3	
2-Chlorotoluene	ND	ug/L	5.0	1		11/22/22 20:51	95-49-8	
4-Chlorotoluene	ND	ug/L	5.0	1		11/22/22 20:51	106-43-4	
Dibromochloromethane	ND	ug/L	5.0	1		11/22/22 20:51	124-48-1	
1,2-Dibromoethane (EDB)	ND	ug/L	5.0	1		11/22/22 20:51	106-93-4	
Dibromomethane	ND	ug/L	5.0	1		11/22/22 20:51	74-95-3	
1,2-Dichlorobenzene	ND	ug/L	5.0	1		11/22/22 20:51	95-50-1	
1,3-Dichlorobenzene	ND	ug/L	5.0	1		11/22/22 20:51	541-73-1	
1,4-Dichlorobenzene	ND	ug/L	5.0	1		11/22/22 20:51	106-46-7	
trans-1,4-Dichloro-2-butene	ND	ug/L	100	1		11/22/22 20:51	110-57-6	
Dichlorodifluoromethane	ND	ug/L	5.0	1		11/22/22 20:51	75-71-8	
1,1-Dichloroethane	ND	ug/L	5.0	1		11/22/22 20:51	75-34-3	
1,2-Dichloroethane	ND	ug/L	5.0	1		11/22/22 20:51	107-06-2	
1,1-Dichloroethene	ND	ug/L	5.0	1		11/22/22 20:51	75-35-4	
cis-1,2-Dichloroethene	ND	ug/L	5.0	1		11/22/22 20:51	156-59-2	
trans-1,2-Dichloroethene	ND	ug/L	5.0	1		11/22/22 20:51	156-60-5	
1,2-Dichloropropane	ND	ug/L	5.0	1		11/22/22 20:51	78-87-5	
1,3-Dichloropropane	ND	ug/L	5.0	1		11/22/22 20:51	142-28-9	
2,2-Dichloropropane	ND	ug/L	5.0	1		11/22/22 20:51	594-20-7	
1,1-Dichloropropene	ND	ug/L	5.0	1		11/22/22 20:51	563-58-6	
cis-1,3-Dichloropropene	ND	ug/L	5.0	1		11/22/22 20:51	10061-01-5	
trans-1,3-Dichloropropene	ND	ug/L	5.0	1		11/22/22 20:51	10061-02-6	
Ethylbenzene	ND	ug/L	5.0	1		11/22/22 20:51	100-41-4	
Ethyl methacrylate	ND	ug/L	100	1		11/22/22 20:51	97-63-2	
Hexachloro-1,3-butadiene	ND	ug/L	5.0	1		11/22/22 20:51	87-68-3	
n-Hexane	ND	ug/L	5.0	1		11/22/22 20:51	110-54-3	
2-Hexanone	ND	ug/L	25.0	1		11/22/22 20:51	591-78-6	
Iodomethane	ND	ug/L	10.0	1		11/22/22 20:51	74-88-4	

This report shall not be reproduced, except in full,
without the written consent of Pace Analytical Services, LLC.

Pace Analytical Services, LLC
7726 Moller Road
Indianapolis, IN 46268
(317)228-3100

ANALYTICAL RESULTS

Project: HRID 4Q2022
Pace Project No.: 50331564

Sample: MW-37D **Lab ID: 50331564012** Collected: 11/15/22 12:31 Received: 11/18/22 16:00 Matrix: Water

Parameters	Results	Units	Report Limit	DF	Prepared	Analyzed	CAS No.	Qual
8260 MSV Indiana	Analytical Method: EPA 5030/8260							
	Pace Analytical Services - Indianapolis							
Isopropylbenzene (Cumene)	ND	ug/L	5.0	1		11/22/22 20:51	98-82-8	
p-Isopropyltoluene	ND	ug/L	5.0	1		11/22/22 20:51	99-87-6	
Methylene Chloride	ND	ug/L	5.0	1		11/22/22 20:51	75-09-2	
1-Methylnaphthalene	ND	ug/L	10.0	1		11/22/22 20:51	90-12-0	
2-Methylnaphthalene	ND	ug/L	10.0	1		11/22/22 20:51	91-57-6	
4-Methyl-2-pentanone (MIBK)	ND	ug/L	25.0	1		11/22/22 20:51	108-10-1	
Methyl-tert-butyl ether	ND	ug/L	4.0	1		11/22/22 20:51	1634-04-4	
Naphthalene	ND	ug/L	1.2	1		11/22/22 20:51	91-20-3	
n-Propylbenzene	ND	ug/L	5.0	1		11/22/22 20:51	103-65-1	
Styrene	ND	ug/L	5.0	1		11/22/22 20:51	100-42-5	
1,1,1,2-Tetrachloroethane	ND	ug/L	5.0	1		11/22/22 20:51	630-20-6	
1,1,2,2-Tetrachloroethane	ND	ug/L	5.0	1		11/22/22 20:51	79-34-5	
Tetrachloroethene	ND	ug/L	5.0	1		11/22/22 20:51	127-18-4	
Toluene	ND	ug/L	5.0	1		11/22/22 20:51	108-88-3	
1,2,3-Trichlorobenzene	ND	ug/L	5.0	1		11/22/22 20:51	87-61-6	
1,2,4-Trichlorobenzene	ND	ug/L	5.0	1		11/22/22 20:51	120-82-1	
1,1,1-Trichloroethane	ND	ug/L	5.0	1		11/22/22 20:51	71-55-6	
1,1,2-Trichloroethane	ND	ug/L	5.0	1		11/22/22 20:51	79-00-5	
Trichloroethene	ND	ug/L	5.0	1		11/22/22 20:51	79-01-6	
Trichlorofluoromethane	ND	ug/L	5.0	1		11/22/22 20:51	75-69-4	
1,2,3-Trichloropropane	ND	ug/L	5.0	1		11/22/22 20:51	96-18-4	
1,2,4-Trimethylbenzene	ND	ug/L	5.0	1		11/22/22 20:51	95-63-6	
1,3,5-Trimethylbenzene	ND	ug/L	5.0	1		11/22/22 20:51	108-67-8	
Vinyl acetate	ND	ug/L	50.0	1		11/22/22 20:51	108-05-4	L1
Vinyl chloride	ND	ug/L	2.0	1		11/22/22 20:51	75-01-4	
Xylene (Total)	ND	ug/L	10.0	1		11/22/22 20:51	1330-20-7	
Surrogates								
Dibromofluoromethane (S)	95	%.	82-128	1		11/22/22 20:51	1868-53-7	
4-Bromofluorobenzene (S)	99	%.	79-124	1		11/22/22 20:51	460-00-4	
Toluene-d8 (S)	102	%.	73-122	1		11/22/22 20:51	2037-26-5	

This report shall not be reproduced, except in full,
without the written consent of Pace Analytical Services, LLC.

Pace Analytical Services, LLC
7726 Moller Road
Indianapolis, IN 46268
(317)228-3100

ANALYTICAL RESULTS

Project: HRID 4Q2022
Pace Project No.: 50331564

Sample: MW-24 **Lab ID: 50331564013** Collected: 11/15/22 11:00 Received: 11/18/22 16:00 Matrix: Water

Parameters	Results	Units	Report Limit	DF	Prepared	Analyzed	CAS No.	Qual
8260 MSV Indiana	Analytical Method: EPA 5030/8260							
	Pace Analytical Services - Indianapolis							
Acetone	ND	ug/L	100	1		11/22/22 21:22	67-64-1	
Acrolein	ND	ug/L	50.0	1		11/22/22 21:22	107-02-8	
Acrylonitrile	ND	ug/L	100	1		11/22/22 21:22	107-13-1	
Benzene	ND	ug/L	5.0	1		11/22/22 21:22	71-43-2	
Bromobenzene	ND	ug/L	5.0	1		11/22/22 21:22	108-86-1	
Bromochloromethane	ND	ug/L	5.0	1		11/22/22 21:22	74-97-5	
Bromodichloromethane	ND	ug/L	5.0	1		11/22/22 21:22	75-27-4	
Bromoform	ND	ug/L	5.0	1		11/22/22 21:22	75-25-2	
Bromomethane	ND	ug/L	5.0	1		11/22/22 21:22	74-83-9	
2-Butanone (MEK)	ND	ug/L	25.0	1		11/22/22 21:22	78-93-3	
n-Butylbenzene	ND	ug/L	5.0	1		11/22/22 21:22	104-51-8	
sec-Butylbenzene	ND	ug/L	5.0	1		11/22/22 21:22	135-98-8	
tert-Butylbenzene	ND	ug/L	5.0	1		11/22/22 21:22	98-06-6	
Carbon disulfide	ND	ug/L	10.0	1		11/22/22 21:22	75-15-0	
Carbon tetrachloride	ND	ug/L	5.0	1		11/22/22 21:22	56-23-5	
Chlorobenzene	ND	ug/L	5.0	1		11/22/22 21:22	108-90-7	
Chloroethane	ND	ug/L	5.0	1		11/22/22 21:22	75-00-3	
Chloroform	ND	ug/L	5.0	1		11/22/22 21:22	67-66-3	
Chloromethane	ND	ug/L	5.0	1		11/22/22 21:22	74-87-3	
2-Chlorotoluene	ND	ug/L	5.0	1		11/22/22 21:22	95-49-8	
4-Chlorotoluene	ND	ug/L	5.0	1		11/22/22 21:22	106-43-4	
Dibromochloromethane	ND	ug/L	5.0	1		11/22/22 21:22	124-48-1	
1,2-Dibromoethane (EDB)	ND	ug/L	5.0	1		11/22/22 21:22	106-93-4	
Dibromomethane	ND	ug/L	5.0	1		11/22/22 21:22	74-95-3	
1,2-Dichlorobenzene	ND	ug/L	5.0	1		11/22/22 21:22	95-50-1	
1,3-Dichlorobenzene	ND	ug/L	5.0	1		11/22/22 21:22	541-73-1	
1,4-Dichlorobenzene	ND	ug/L	5.0	1		11/22/22 21:22	106-46-7	
trans-1,4-Dichloro-2-butene	ND	ug/L	100	1		11/22/22 21:22	110-57-6	
Dichlorodifluoromethane	ND	ug/L	5.0	1		11/22/22 21:22	75-71-8	
1,1-Dichloroethane	ND	ug/L	5.0	1		11/22/22 21:22	75-34-3	
1,2-Dichloroethane	ND	ug/L	5.0	1		11/22/22 21:22	107-06-2	
1,1-Dichloroethene	ND	ug/L	5.0	1		11/22/22 21:22	75-35-4	
cis-1,2-Dichloroethene	**37.5**	ug/L	5.0	1		11/22/22 21:22	156-59-2	
trans-1,2-Dichloroethene	ND	ug/L	5.0	1		11/22/22 21:22	156-60-5	
1,2-Dichloropropane	ND	ug/L	5.0	1		11/22/22 21:22	78-87-5	
1,3-Dichloropropane	ND	ug/L	5.0	1		11/22/22 21:22	142-28-9	
2,2-Dichloropropane	ND	ug/L	5.0	1		11/22/22 21:22	594-20-7	
1,1-Dichloropropene	ND	ug/L	5.0	1		11/22/22 21:22	563-58-6	
cis-1,3-Dichloropropene	ND	ug/L	5.0	1		11/22/22 21:22	10061-01-5	
trans-1,3-Dichloropropene	ND	ug/L	5.0	1		11/22/22 21:22	10061-02-6	
Ethylbenzene	ND	ug/L	5.0	1		11/22/22 21:22	100-41-4	
Ethyl methacrylate	ND	ug/L	100	1		11/22/22 21:22	97-63-2	
Hexachloro-1,3-butadiene	ND	ug/L	5.0	1		11/22/22 21:22	87-68-3	
n-Hexane	ND	ug/L	5.0	1		11/22/22 21:22	110-54-3	
2-Hexanone	ND	ug/L	25.0	1		11/22/22 21:22	591-78-6	
Iodomethane	ND	ug/L	10.0	1		11/22/22 21:22	74-88-4	

This report shall not be reproduced, except in full,
without the written consent of Pace Analytical Services, LLC.

Pace Analytical Services, LLC
7726 Moller Road
Indianapolis, IN 46268
(317)228-3100

ANALYTICAL RESULTS

Project: HRID 4Q2022
Pace Project No.: 50331564

Sample: MW-24 **Lab ID: 50331564013** Collected: 11/15/22 11:00 Received: 11/18/22 16:00 Matrix: Water

Parameters	Results	Units	Report Limit	DF	Prepared	Analyzed	CAS No.	Qual
8260 MSV Indiana	Analytical Method: EPA 5030/8260							
	Pace Analytical Services - Indianapolis							
Isopropylbenzene (Cumene)	ND	ug/L	5.0	1		11/22/22 21:22	98-82-8	
p-Isopropyltoluene	ND	ug/L	5.0	1		11/22/22 21:22	99-87-6	
Methylene Chloride	ND	ug/L	5.0	1		11/22/22 21:22	75-09-2	
1-Methylnaphthalene	ND	ug/L	10.0	1		11/22/22 21:22	90-12-0	
2-Methylnaphthalene	ND	ug/L	10.0	1		11/22/22 21:22	91-57-6	
4-Methyl-2-pentanone (MIBK)	ND	ug/L	25.0	1		11/22/22 21:22	108-10-1	
Methyl-tert-butyl ether	ND	ug/L	4.0	1		11/22/22 21:22	1634-04-4	
Naphthalene	ND	ug/L	1.2	1		11/22/22 21:22	91-20-3	
n-Propylbenzene	ND	ug/L	5.0	1		11/22/22 21:22	103-65-1	
Styrene	ND	ug/L	5.0	1		11/22/22 21:22	100-42-5	
1,1,1,2-Tetrachloroethane	ND	ug/L	5.0	1		11/22/22 21:22	630-20-6	
1,1,2,2-Tetrachloroethane	ND	ug/L	5.0	1		11/22/22 21:22	79-34-5	
Tetrachloroethene	**41.0**	ug/L	5.0	1		11/22/22 21:22	127-18-4	
Toluene	ND	ug/L	5.0	1		11/22/22 21:22	108-88-3	
1,2,3-Trichlorobenzene	ND	ug/L	5.0	1		11/22/22 21:22	87-61-6	
1,2,4-Trichlorobenzene	ND	ug/L	5.0	1		11/22/22 21:22	120-82-1	
1,1,1-Trichloroethane	ND	ug/L	5.0	1		11/22/22 21:22	71-55-6	
1,1,2-Trichloroethane	ND	ug/L	5.0	1		11/22/22 21:22	79-00-5	
Trichloroethene	**6.2**	ug/L	5.0	1		11/22/22 21:22	79-01-6	
Trichlorofluoromethane	ND	ug/L	5.0	1		11/22/22 21:22	75-69-4	
1,2,3-Trichloropropane	ND	ug/L	5.0	1		11/22/22 21:22	96-18-4	
1,2,4-Trimethylbenzene	ND	ug/L	5.0	1		11/22/22 21:22	95-63-6	
1,3,5-Trimethylbenzene	ND	ug/L	5.0	1		11/22/22 21:22	108-67-8	
Vinyl acetate	ND	ug/L	50.0	1		11/22/22 21:22	108-05-4	L1
Vinyl chloride	**8.3**	ug/L	2.0	1		11/22/22 21:22	75-01-4	
Xylene (Total)	ND	ug/L	10.0	1		11/22/22 21:22	1330-20-7	
Surrogates								
Dibromofluoromethane (S)	96	%.	82-128	1		11/22/22 21:22	1868-53-7	
4-Bromofluorobenzene (S)	99	%.	79-124	1		11/22/22 21:22	460-00-4	
Toluene-d8 (S)	101	%.	73-122	1		11/22/22 21:22	2037-26-5	

This report shall not be reproduced, except in full,
without the written consent of Pace Analytical Services, LLC.

Pace Analytical Services, LLC
7726 Moller Road
Indianapolis, IN 46268
(317)228-3100

ANALYTICAL RESULTS

Project: HRID 4Q2022
Pace Project No.: 50331564

Sample: MW-11D **Lab ID: 50331564014** Collected: 11/15/22 13:15 Received: 11/18/22 16:00 Matrix: Water

Parameters	Results	Units	Report Limit	DF	Prepared	Analyzed	CAS No.	Qual
8260 MSV Indiana	Analytical Method: EPA 5030/8260							
	Pace Analytical Services - Indianapolis							
Acetone	ND	ug/L	100	1		11/22/22 21:52	67-64-1	
Acrolein	ND	ug/L	50.0	1		11/22/22 21:52	107-02-8	
Acrylonitrile	ND	ug/L	100	1		11/22/22 21:52	107-13-1	
Benzene	ND	ug/L	5.0	1		11/22/22 21:52	71-43-2	
Bromobenzene	ND	ug/L	5.0	1		11/22/22 21:52	108-86-1	
Bromochloromethane	ND	ug/L	5.0	1		11/22/22 21:52	74-97-5	
Bromodichloromethane	ND	ug/L	5.0	1		11/22/22 21:52	75-27-4	
Bromoform	ND	ug/L	5.0	1		11/22/22 21:52	75-25-2	
Bromomethane	ND	ug/L	5.0	1		11/22/22 21:52	74-83-9	
2-Butanone (MEK)	ND	ug/L	25.0	1		11/22/22 21:52	78-93-3	
n-Butylbenzene	ND	ug/L	5.0	1		11/22/22 21:52	104-51-8	
sec-Butylbenzene	ND	ug/L	5.0	1		11/22/22 21:52	135-98-8	
tert-Butylbenzene	ND	ug/L	5.0	1		11/22/22 21:52	98-06-6	
Carbon disulfide	ND	ug/L	10.0	1		11/22/22 21:52	75-15-0	
Carbon tetrachloride	ND	ug/L	5.0	1		11/22/22 21:52	56-23-5	
Chlorobenzene	ND	ug/L	5.0	1		11/22/22 21:52	108-90-7	
Chloroethane	ND	ug/L	5.0	1		11/22/22 21:52	75-00-3	
Chloroform	ND	ug/L	5.0	1		11/22/22 21:52	67-66-3	
Chloromethane	ND	ug/L	5.0	1		11/22/22 21:52	74-87-3	
2-Chlorotoluene	ND	ug/L	5.0	1		11/22/22 21:52	95-49-8	
4-Chlorotoluene	ND	ug/L	5.0	1		11/22/22 21:52	106-43-4	
Dibromochloromethane	ND	ug/L	5.0	1		11/22/22 21:52	124-48-1	
1,2-Dibromoethane (EDB)	ND	ug/L	5.0	1		11/22/22 21:52	106-93-4	
Dibromomethane	ND	ug/L	5.0	1		11/22/22 21:52	74-95-3	
1,2-Dichlorobenzene	ND	ug/L	5.0	1		11/22/22 21:52	95-50-1	
1,3-Dichlorobenzene	ND	ug/L	5.0	1		11/22/22 21:52	541-73-1	
1,4-Dichlorobenzene	ND	ug/L	5.0	1		11/22/22 21:52	106-46-7	
trans-1,4-Dichloro-2-butene	ND	ug/L	100	1		11/22/22 21:52	110-57-6	
Dichlorodifluoromethane	ND	ug/L	5.0	1		11/22/22 21:52	75-71-8	
1,1-Dichloroethane	ND	ug/L	5.0	1		11/22/22 21:52	75-34-3	
1,2-Dichloroethane	ND	ug/L	5.0	1		11/22/22 21:52	107-06-2	
1,1-Dichloroethene	ND	ug/L	5.0	1		11/22/22 21:52	75-35-4	
cis-1,2-Dichloroethene	ND	ug/L	5.0	1		11/22/22 21:52	156-59-2	
trans-1,2-Dichloroethene	ND	ug/L	5.0	1		11/22/22 21:52	156-60-5	
1,2-Dichloropropane	ND	ug/L	5.0	1		11/22/22 21:52	78-87-5	
1,3-Dichloropropane	ND	ug/L	5.0	1		11/22/22 21:52	142-28-9	
2,2-Dichloropropane	ND	ug/L	5.0	1		11/22/22 21:52	594-20-7	
1,1-Dichloropropene	ND	ug/L	5.0	1		11/22/22 21:52	563-58-6	
cis-1,3-Dichloropropene	ND	ug/L	5.0	1		11/22/22 21:52	10061-01-5	
trans-1,3-Dichloropropene	ND	ug/L	5.0	1		11/22/22 21:52	10061-02-6	
Ethylbenzene	ND	ug/L	5.0	1		11/22/22 21:52	100-41-4	
Ethyl methacrylate	ND	ug/L	100	1		11/22/22 21:52	97-63-2	
Hexachloro-1,3-butadiene	ND	ug/L	5.0	1		11/22/22 21:52	87-68-3	
n-Hexane	ND	ug/L	5.0	1		11/22/22 21:52	110-54-3	
2-Hexanone	ND	ug/L	25.0	1		11/22/22 21:52	591-78-6	
Iodomethane	ND	ug/L	10.0	1		11/22/22 21:52	74-88-4	

This report shall not be reproduced, except in full,
without the written consent of Pace Analytical Services, LLC.

Pace Analytical Services, LLC
7726 Moller Road
Indianapolis, IN 46268
(317)228-3100

ANALYTICAL RESULTS

Project: HRID 4Q2022
Pace Project No.: 50331564

Sample: MW-11D **Lab ID: 50331564014** Collected: 11/15/22 13:15 Received: 11/18/22 16:00 Matrix: Water

Parameters	Results	Units	Report Limit	DF	Prepared	Analyzed	CAS No.	Qual
8260 MSV Indiana	Analytical Method: EPA 5030/8260							
	Pace Analytical Services - Indianapolis							
Isopropylbenzene (Cumene)	ND	ug/L	5.0	1		11/22/22 21:52	98-82-8	
p-Isopropyltoluene	ND	ug/L	5.0	1		11/22/22 21:52	99-87-6	
Methylene Chloride	ND	ug/L	5.0	1		11/22/22 21:52	75-09-2	
1-Methylnaphthalene	ND	ug/L	10.0	1		11/22/22 21:52	90-12-0	
2-Methylnaphthalene	ND	ug/L	10.0	1		11/22/22 21:52	91-57-6	
4-Methyl-2-pentanone (MIBK)	ND	ug/L	25.0	1		11/22/22 21:52	108-10-1	
Methyl-tert-butyl ether	ND	ug/L	4.0	1		11/22/22 21:52	1634-04-4	
Naphthalene	ND	ug/L	1.2	1		11/22/22 21:52	91-20-3	
n-Propylbenzene	ND	ug/L	5.0	1		11/22/22 21:52	103-65-1	
Styrene	ND	ug/L	5.0	1		11/22/22 21:52	100-42-5	
1,1,1,2-Tetrachloroethane	ND	ug/L	5.0	1		11/22/22 21:52	630-20-6	
1,1,2,2-Tetrachloroethane	ND	ug/L	5.0	1		11/22/22 21:52	79-34-5	
Tetrachloroethene	ND	ug/L	5.0	1		11/22/22 21:52	127-18-4	
Toluene	ND	ug/L	5.0	1		11/22/22 21:52	108-88-3	
1,2,3-Trichlorobenzene	ND	ug/L	5.0	1		11/22/22 21:52	87-61-6	
1,2,4-Trichlorobenzene	ND	ug/L	5.0	1		11/22/22 21:52	120-82-1	
1,1,1-Trichloroethane	ND	ug/L	5.0	1		11/22/22 21:52	71-55-6	
1,1,2-Trichloroethane	ND	ug/L	5.0	1		11/22/22 21:52	79-00-5	
Trichloroethene	ND	ug/L	5.0	1		11/22/22 21:52	79-01-6	
Trichlorofluoromethane	ND	ug/L	5.0	1		11/22/22 21:52	75-69-4	
1,2,3-Trichloropropane	ND	ug/L	5.0	1		11/22/22 21:52	96-18-4	
1,2,4-Trimethylbenzene	ND	ug/L	5.0	1		11/22/22 21:52	95-63-6	
1,3,5-Trimethylbenzene	ND	ug/L	5.0	1		11/22/22 21:52	108-67-8	
Vinyl acetate	ND	ug/L	50.0	1		11/22/22 21:52	108-05-4	L1
Vinyl chloride	ND	ug/L	2.0	1		11/22/22 21:52	75-01-4	
Xylene (Total)	ND	ug/L	10.0	1		11/22/22 21:52	1330-20-7	
Surrogates								
Dibromofluoromethane (S)	96	%.	82-128	1		11/22/22 21:52	1868-53-7	
4-Bromofluorobenzene (S)	99	%.	79-124	1		11/22/22 21:52	460-00-4	
Toluene-d8 (S)	101	%.	73-122	1		11/22/22 21:52	2037-26-5	

This report shall not be reproduced, except in full,
without the written consent of Pace Analytical Services, LLC.

Pace Analytical Services, LLC
7726 Moller Road
Indianapolis, IN 46268
(317)228-3100

ANALYTICAL RESULTS

Project: HRID 4Q2022
Pace Project No.: 50331564

Sample: MW-38D **Lab ID: 50331564015** Collected: 11/15/22 13:22 Received: 11/18/22 16:00 Matrix: Water

Parameters	Results	Units	Report Limit	DF	Prepared	Analyzed	CAS No.	Qual
8260 MSV Indiana	Analytical Method: EPA 5030/8260							
	Pace Analytical Services - Indianapolis							
Acetone	ND	ug/L	100	1		11/22/22 22:23	67-64-1	
Acrolein	ND	ug/L	50.0	1		11/22/22 22:23	107-02-8	
Acrylonitrile	ND	ug/L	100	1		11/22/22 22:23	107-13-1	
Benzene	ND	ug/L	5.0	1		11/22/22 22:23	71-43-2	
Bromobenzene	ND	ug/L	5.0	1		11/22/22 22:23	108-86-1	
Bromochloromethane	ND	ug/L	5.0	1		11/22/22 22:23	74-97-5	
Bromodichloromethane	ND	ug/L	5.0	1		11/22/22 22:23	75-27-4	
Bromoform	ND	ug/L	5.0	1		11/22/22 22:23	75-25-2	
Bromomethane	ND	ug/L	5.0	1		11/22/22 22:23	74-83-9	
2-Butanone (MEK)	ND	ug/L	25.0	1		11/22/22 22:23	78-93-3	
n-Butylbenzene	ND	ug/L	5.0	1		11/22/22 22:23	104-51-8	
sec-Butylbenzene	ND	ug/L	5.0	1		11/22/22 22:23	135-98-8	
tert-Butylbenzene	ND	ug/L	5.0	1		11/22/22 22:23	98-06-6	
Carbon disulfide	ND	ug/L	10.0	1		11/22/22 22:23	75-15-0	
Carbon tetrachloride	ND	ug/L	5.0	1		11/22/22 22:23	56-23-5	
Chlorobenzene	ND	ug/L	5.0	1		11/22/22 22:23	108-90-7	
Chloroethane	ND	ug/L	5.0	1		11/22/22 22:23	75-00-3	
Chloroform	ND	ug/L	5.0	1		11/22/22 22:23	67-66-3	
Chloromethane	ND	ug/L	5.0	1		11/22/22 22:23	74-87-3	
2-Chlorotoluene	ND	ug/L	5.0	1		11/22/22 22:23	95-49-8	
4-Chlorotoluene	ND	ug/L	5.0	1		11/22/22 22:23	106-43-4	
Dibromochloromethane	ND	ug/L	5.0	1		11/22/22 22:23	124-48-1	
1,2-Dibromoethane (EDB)	ND	ug/L	5.0	1		11/22/22 22:23	106-93-4	
Dibromomethane	ND	ug/L	5.0	1		11/22/22 22:23	74-95-3	
1,2-Dichlorobenzene	ND	ug/L	5.0	1		11/22/22 22:23	95-50-1	
1,3-Dichlorobenzene	ND	ug/L	5.0	1		11/22/22 22:23	541-73-1	
1,4-Dichlorobenzene	ND	ug/L	5.0	1		11/22/22 22:23	106-46-7	
trans-1,4-Dichloro-2-butene	ND	ug/L	100	1		11/22/22 22:23	110-57-6	
Dichlorodifluoromethane	ND	ug/L	5.0	1		11/22/22 22:23	75-71-8	
1,1-Dichloroethane	ND	ug/L	5.0	1		11/22/22 22:23	75-34-3	
1,2-Dichloroethane	ND	ug/L	5.0	1		11/22/22 22:23	107-06-2	
1,1-Dichloroethene	ND	ug/L	5.0	1		11/22/22 22:23	75-35-4	
cis-1,2-Dichloroethene	ND	ug/L	5.0	1		11/22/22 22:23	156-59-2	
trans-1,2-Dichloroethene	ND	ug/L	5.0	1		11/22/22 22:23	156-60-5	
1,2-Dichloropropane	ND	ug/L	5.0	1		11/22/22 22:23	78-87-5	
1,3-Dichloropropane	ND	ug/L	5.0	1		11/22/22 22:23	142-28-9	
2,2-Dichloropropane	ND	ug/L	5.0	1		11/22/22 22:23	594-20-7	
1,1-Dichloropropene	ND	ug/L	5.0	1		11/22/22 22:23	563-58-6	
cis-1,3-Dichloropropene	ND	ug/L	5.0	1		11/22/22 22:23	10061-01-5	
trans-1,3-Dichloropropene	ND	ug/L	5.0	1		11/22/22 22:23	10061-02-6	
Ethylbenzene	ND	ug/L	5.0	1		11/22/22 22:23	100-41-4	
Ethyl methacrylate	ND	ug/L	100	1		11/22/22 22:23	97-63-2	
Hexachloro-1,3-butadiene	ND	ug/L	5.0	1		11/22/22 22:23	87-68-3	
n-Hexane	ND	ug/L	5.0	1		11/22/22 22:23	110-54-3	
2-Hexanone	ND	ug/L	25.0	1		11/22/22 22:23	591-78-6	
Iodomethane	ND	ug/L	10.0	1		11/22/22 22:23	74-88-4	

This report shall not be reproduced, except in full,
without the written consent of Pace Analytical Services, LLC.

Pace Analytical Services, LLC
7726 Moller Road
Indianapolis, IN 46268
(317)228-3100

ANALYTICAL RESULTS

Project: HRID 4Q2022
Pace Project No.: 50331564

Sample: MW-38D **Lab ID: 50331564015** Collected: 11/15/22 13:22 Received: 11/18/22 16:00 Matrix: Water

Parameters	Results	Units	Report Limit	DF	Prepared	Analyzed	CAS No.	Qual
8260 MSV Indiana	Analytical Method: EPA 5030/8260							
	Pace Analytical Services - Indianapolis							
Isopropylbenzene (Cumene)	ND	ug/L	5.0	1		11/22/22 22:23	98-82-8	
p-Isopropyltoluene	ND	ug/L	5.0	1		11/22/22 22:23	99-87-6	
Methylene Chloride	ND	ug/L	5.0	1		11/22/22 22:23	75-09-2	
1-Methylnaphthalene	ND	ug/L	10.0	1		11/22/22 22:23	90-12-0	
2-Methylnaphthalene	ND	ug/L	10.0	1		11/22/22 22:23	91-57-6	
4-Methyl-2-pentanone (MIBK)	ND	ug/L	25.0	1		11/22/22 22:23	108-10-1	
Methyl-tert-butyl ether	ND	ug/L	4.0	1		11/22/22 22:23	1634-04-4	
Naphthalene	ND	ug/L	1.2	1		11/22/22 22:23	91-20-3	
n-Propylbenzene	ND	ug/L	5.0	1		11/22/22 22:23	103-65-1	
Styrene	ND	ug/L	5.0	1		11/22/22 22:23	100-42-5	
1,1,1,2-Tetrachloroethane	ND	ug/L	5.0	1		11/22/22 22:23	630-20-6	
1,1,2,2-Tetrachloroethane	ND	ug/L	5.0	1		11/22/22 22:23	79-34-5	
Tetrachloroethene	**23.9**	ug/L	5.0	1		11/22/22 22:23	127-18-4	
Toluene	ND	ug/L	5.0	1		11/22/22 22:23	108-88-3	
1,2,3-Trichlorobenzene	ND	ug/L	5.0	1		11/22/22 22:23	87-61-6	
1,2,4-Trichlorobenzene	ND	ug/L	5.0	1		11/22/22 22:23	120-82-1	
1,1,1-Trichloroethane	ND	ug/L	5.0	1		11/22/22 22:23	71-55-6	
1,1,2-Trichloroethane	ND	ug/L	5.0	1		11/22/22 22:23	79-00-5	
Trichloroethene	**91.3**	ug/L	5.0	1		11/22/22 22:23	79-01-6	
Trichlorofluoromethane	ND	ug/L	5.0	1		11/22/22 22:23	75-69-4	
1,2,3-Trichloropropane	ND	ug/L	5.0	1		11/22/22 22:23	96-18-4	
1,2,4-Trimethylbenzene	ND	ug/L	5.0	1		11/22/22 22:23	95-63-6	
1,3,5-Trimethylbenzene	ND	ug/L	5.0	1		11/22/22 22:23	108-67-8	
Vinyl acetate	ND	ug/L	50.0	1		11/22/22 22:23	108-05-4	L1
Vinyl chloride	ND	ug/L	2.0	1		11/22/22 22:23	75-01-4	
Xylene (Total)	ND	ug/L	10.0	1		11/22/22 22:23	1330-20-7	
Surrogates								
Dibromofluoromethane (S)	94	%.	82-128	1		11/22/22 22:23	1868-53-7	
4-Bromofluorobenzene (S)	99	%.	79-124	1		11/22/22 22:23	460-00-4	
Toluene-d8 (S)	101	%.	73-122	1		11/22/22 22:23	2037-26-5	

This report shall not be reproduced, except in full,
without the written consent of Pace Analytical Services, LLC.

Pace Analytical Services, LLC
7726 Moller Road
Indianapolis, IN 46268
(317)228-3100

ANALYTICAL RESULTS

Project: HRID 4Q2022
Pace Project No.: 50331564

Sample: MW-21 **Lab ID: 50331564016** Collected: 11/15/22 14:00 Received: 11/18/22 16:00 Matrix: Water

Parameters	Results	Units	Report Limit	DF	Prepared	Analyzed	CAS No.	Qual
8260 MSV Indiana	Analytical Method: EPA 5030/8260							
	Pace Analytical Services - Indianapolis							
Acetone	ND	ug/L	100	1		11/22/22 20:06	67-64-1	
Acrolein	ND	ug/L	50.0	1		11/22/22 20:06	107-02-8	
Acrylonitrile	ND	ug/L	100	1		11/22/22 20:06	107-13-1	
Benzene	ND	ug/L	5.0	1		11/22/22 20:06	71-43-2	
Bromobenzene	ND	ug/L	5.0	1		11/22/22 20:06	108-86-1	
Bromochloromethane	ND	ug/L	5.0	1		11/22/22 20:06	74-97-5	
Bromodichloromethane	ND	ug/L	5.0	1		11/22/22 20:06	75-27-4	
Bromoform	ND	ug/L	5.0	1		11/22/22 20:06	75-25-2	
Bromomethane	ND	ug/L	5.0	1		11/22/22 20:06	74-83-9	
2-Butanone (MEK)	ND	ug/L	25.0	1		11/22/22 20:06	78-93-3	
n-Butylbenzene	ND	ug/L	5.0	1		11/22/22 20:06	104-51-8	
sec-Butylbenzene	ND	ug/L	5.0	1		11/22/22 20:06	135-98-8	
tert-Butylbenzene	ND	ug/L	5.0	1		11/22/22 20:06	98-06-6	
Carbon disulfide	ND	ug/L	10.0	1		11/22/22 20:06	75-15-0	
Carbon tetrachloride	ND	ug/L	5.0	1		11/22/22 20:06	56-23-5	
Chlorobenzene	ND	ug/L	5.0	1		11/22/22 20:06	108-90-7	
Chloroethane	ND	ug/L	5.0	1		11/22/22 20:06	75-00-3	
Chloroform	ND	ug/L	5.0	1		11/22/22 20:06	67-66-3	
Chloromethane	ND	ug/L	5.0	1		11/22/22 20:06	74-87-3	
2-Chlorotoluene	ND	ug/L	5.0	1		11/22/22 20:06	95-49-8	
4-Chlorotoluene	ND	ug/L	5.0	1		11/22/22 20:06	106-43-4	
Dibromochloromethane	ND	ug/L	5.0	1		11/22/22 20:06	124-48-1	
1,2-Dibromoethane (EDB)	ND	ug/L	5.0	1		11/22/22 20:06	106-93-4	
Dibromomethane	ND	ug/L	5.0	1		11/22/22 20:06	74-95-3	
1,2-Dichlorobenzene	ND	ug/L	5.0	1		11/22/22 20:06	95-50-1	
1,3-Dichlorobenzene	ND	ug/L	5.0	1		11/22/22 20:06	541-73-1	
1,4-Dichlorobenzene	ND	ug/L	5.0	1		11/22/22 20:06	106-46-7	
trans-1,4-Dichloro-2-butene	ND	ug/L	100	1		11/22/22 20:06	110-57-6	
Dichlorodifluoromethane	ND	ug/L	5.0	1		11/22/22 20:06	75-71-8	
1,1-Dichloroethane	ND	ug/L	5.0	1		11/22/22 20:06	75-34-3	
1,2-Dichloroethane	ND	ug/L	5.0	1		11/22/22 20:06	107-06-2	
1,1-Dichloroethene	ND	ug/L	5.0	1		11/22/22 20:06	75-35-4	
cis-1,2-Dichloroethene	ND	ug/L	5.0	1		11/22/22 20:06	156-59-2	
trans-1,2-Dichloroethene	ND	ug/L	5.0	1		11/22/22 20:06	156-60-5	
1,2-Dichloropropane	ND	ug/L	5.0	1		11/22/22 20:06	78-87-5	
1,3-Dichloropropane	ND	ug/L	5.0	1		11/22/22 20:06	142-28-9	
2,2-Dichloropropane	ND	ug/L	5.0	1		11/22/22 20:06	594-20-7	
1,1-Dichloropropene	ND	ug/L	5.0	1		11/22/22 20:06	563-58-6	
cis-1,3-Dichloropropene	ND	ug/L	5.0	1		11/22/22 20:06	10061-01-5	
trans-1,3-Dichloropropene	ND	ug/L	5.0	1		11/22/22 20:06	10061-02-6	
Ethylbenzene	ND	ug/L	5.0	1		11/22/22 20:06	100-41-4	
Ethyl methacrylate	ND	ug/L	100	1		11/22/22 20:06	97-63-2	
Hexachloro-1,3-butadiene	ND	ug/L	5.0	1		11/22/22 20:06	87-68-3	
n-Hexane	ND	ug/L	5.0	1		11/22/22 20:06	110-54-3	
2-Hexanone	ND	ug/L	25.0	1		11/22/22 20:06	591-78-6	
Iodomethane	ND	ug/L	10.0	1		11/22/22 20:06	74-88-4	

This report shall not be reproduced, except in full,
without the written consent of Pace Analytical Services, LLC.

Pace Analytical Services, LLC
7726 Moller Road
Indianapolis, IN 46268
(317)228-3100

ANALYTICAL RESULTS

Project: HRID 4Q2022
Pace Project No.: 50331564

Sample: MW-21 **Lab ID: 50331564016** Collected: 11/15/22 14:00 Received: 11/18/22 16:00 Matrix: Water

Parameters	Results	Units	Report Limit	DF	Prepared	Analyzed	CAS No.	Qual
8260 MSV Indiana	Analytical Method: EPA 5030/8260							
	Pace Analytical Services - Indianapolis							
Isopropylbenzene (Cumene)	ND	ug/L	5.0	1		11/22/22 20:06	98-82-8	
p-Isopropyltoluene	ND	ug/L	5.0	1		11/22/22 20:06	99-87-6	
Methylene Chloride	ND	ug/L	5.0	1		11/22/22 20:06	75-09-2	
1-Methylnaphthalene	ND	ug/L	10.0	1		11/22/22 20:06	90-12-0	
2-Methylnaphthalene	ND	ug/L	10.0	1		11/22/22 20:06	91-57-6	
4-Methyl-2-pentanone (MIBK)	ND	ug/L	25.0	1		11/22/22 20:06	108-10-1	
Methyl-tert-butyl ether	ND	ug/L	4.0	1		11/22/22 20:06	1634-04-4	
Naphthalene	ND	ug/L	1.2	1		11/22/22 20:06	91-20-3	
n-Propylbenzene	ND	ug/L	5.0	1		11/22/22 20:06	103-65-1	
Styrene	ND	ug/L	5.0	1		11/22/22 20:06	100-42-5	
1,1,1,2-Tetrachloroethane	ND	ug/L	5.0	1		11/22/22 20:06	630-20-6	
1,1,2,2-Tetrachloroethane	ND	ug/L	5.0	1		11/22/22 20:06	79-34-5	
Tetrachloroethene	ND	ug/L	5.0	1		11/22/22 20:06	127-18-4	
Toluene	ND	ug/L	5.0	1		11/22/22 20:06	108-88-3	
1,2,3-Trichlorobenzene	ND	ug/L	5.0	1		11/22/22 20:06	87-61-6	
1,2,4-Trichlorobenzene	ND	ug/L	5.0	1		11/22/22 20:06	120-82-1	
1,1,1-Trichloroethane	ND	ug/L	5.0	1		11/22/22 20:06	71-55-6	
1,1,2-Trichloroethane	ND	ug/L	5.0	1		11/22/22 20:06	79-00-5	
Trichloroethene	ND	ug/L	5.0	1		11/22/22 20:06	79-01-6	
Trichlorofluoromethane	ND	ug/L	5.0	1		11/22/22 20:06	75-69-4	
1,2,3-Trichloropropane	ND	ug/L	5.0	1		11/22/22 20:06	96-18-4	
1,2,4-Trimethylbenzene	ND	ug/L	5.0	1		11/22/22 20:06	95-63-6	
1,3,5-Trimethylbenzene	ND	ug/L	5.0	1		11/22/22 20:06	108-67-8	
Vinyl acetate	ND	ug/L	50.0	1		11/22/22 20:06	108-05-4	
Vinyl chloride	ND	ug/L	2.0	1		11/22/22 20:06	75-01-4	
Xylene (Total)	ND	ug/L	10.0	1		11/22/22 20:06	1330-20-7	
Surrogates								
Dibromofluoromethane (S)	95	%.	82-128	1		11/22/22 20:06	1868-53-7	
4-Bromofluorobenzene (S)	99	%.	79-124	1		11/22/22 20:06	460-00-4	
Toluene-d8 (S)	102	%.	73-122	1		11/22/22 20:06	2037-26-5	

This report shall not be reproduced, except in full,
without the written consent of Pace Analytical Services, LLC.

Pace Analytical Services, LLC
7726 Moller Road
Indianapolis, IN 46268
(317)228-3100

ANALYTICAL RESULTS

Project: HRID 4Q2022
Pace Project No.: 50331564

Sample: MW-38S **Lab ID: 50331564017** Collected: 11/15/22 14:11 Received: 11/18/22 16:00 Matrix: Water

Parameters	Results	Units	Report Limit	DF	Prepared	Analyzed	CAS No.	Qual
8260 MSV Indiana	Analytical Method: EPA 5030/8260							
	Pace Analytical Services - Indianapolis							
Acetone	ND	ug/L	100	1		11/22/22 20:36	67-64-1	
Acrolein	ND	ug/L	50.0	1		11/22/22 20:36	107-02-8	
Acrylonitrile	ND	ug/L	100	1		11/22/22 20:36	107-13-1	
Benzene	ND	ug/L	5.0	1		11/22/22 20:36	71-43-2	
Bromobenzene	ND	ug/L	5.0	1		11/22/22 20:36	108-86-1	
Bromochloromethane	ND	ug/L	5.0	1		11/22/22 20:36	74-97-5	
Bromodichloromethane	ND	ug/L	5.0	1		11/22/22 20:36	75-27-4	
Bromoform	ND	ug/L	5.0	1		11/22/22 20:36	75-25-2	
Bromomethane	ND	ug/L	5.0	1		11/22/22 20:36	74-83-9	
2-Butanone (MEK)	ND	ug/L	25.0	1		11/22/22 20:36	78-93-3	
n-Butylbenzene	ND	ug/L	5.0	1		11/22/22 20:36	104-51-8	
sec-Butylbenzene	ND	ug/L	5.0	1		11/22/22 20:36	135-98-8	
tert-Butylbenzene	ND	ug/L	5.0	1		11/22/22 20:36	98-06-6	
Carbon disulfide	ND	ug/L	10.0	1		11/22/22 20:36	75-15-0	
Carbon tetrachloride	ND	ug/L	5.0	1		11/22/22 20:36	56-23-5	
Chlorobenzene	ND	ug/L	5.0	1		11/22/22 20:36	108-90-7	
Chloroethane	ND	ug/L	5.0	1		11/22/22 20:36	75-00-3	
Chloroform	ND	ug/L	5.0	1		11/22/22 20:36	67-66-3	
Chloromethane	ND	ug/L	5.0	1		11/22/22 20:36	74-87-3	
2-Chlorotoluene	ND	ug/L	5.0	1		11/22/22 20:36	95-49-8	
4-Chlorotoluene	ND	ug/L	5.0	1		11/22/22 20:36	106-43-4	
Dibromochloromethane	ND	ug/L	5.0	1		11/22/22 20:36	124-48-1	
1,2-Dibromoethane (EDB)	ND	ug/L	5.0	1		11/22/22 20:36	106-93-4	
Dibromomethane	ND	ug/L	5.0	1		11/22/22 20:36	74-95-3	
1,2-Dichlorobenzene	ND	ug/L	5.0	1		11/22/22 20:36	95-50-1	
1,3-Dichlorobenzene	ND	ug/L	5.0	1		11/22/22 20:36	541-73-1	
1,4-Dichlorobenzene	ND	ug/L	5.0	1		11/22/22 20:36	106-46-7	
trans-1,4-Dichloro-2-butene	ND	ug/L	100	1		11/22/22 20:36	110-57-6	
Dichlorodifluoromethane	ND	ug/L	5.0	1		11/22/22 20:36	75-71-8	
1,1-Dichloroethane	ND	ug/L	5.0	1		11/22/22 20:36	75-34-3	
1,2-Dichloroethane	ND	ug/L	5.0	1		11/22/22 20:36	107-06-2	
1,1-Dichloroethene	ND	ug/L	5.0	1		11/22/22 20:36	75-35-4	
cis-1,2-Dichloroethene	ND	ug/L	5.0	1		11/22/22 20:36	156-59-2	
trans-1,2-Dichloroethene	ND	ug/L	5.0	1		11/22/22 20:36	156-60-5	
1,2-Dichloropropane	ND	ug/L	5.0	1		11/22/22 20:36	78-87-5	
1,3-Dichloropropane	ND	ug/L	5.0	1		11/22/22 20:36	142-28-9	
2,2-Dichloropropane	ND	ug/L	5.0	1		11/22/22 20:36	594-20-7	
1,1-Dichloropropene	ND	ug/L	5.0	1		11/22/22 20:36	563-58-6	
cis-1,3-Dichloropropene	ND	ug/L	5.0	1		11/22/22 20:36	10061-01-5	
trans-1,3-Dichloropropene	ND	ug/L	5.0	1		11/22/22 20:36	10061-02-6	
Ethylbenzene	ND	ug/L	5.0	1		11/22/22 20:36	100-41-4	
Ethyl methacrylate	ND	ug/L	100	1		11/22/22 20:36	97-63-2	
Hexachloro-1,3-butadiene	ND	ug/L	5.0	1		11/22/22 20:36	87-68-3	
n-Hexane	ND	ug/L	5.0	1		11/22/22 20:36	110-54-3	
2-Hexanone	ND	ug/L	25.0	1		11/22/22 20:36	591-78-6	
Iodomethane	ND	ug/L	10.0	1		11/22/22 20:36	74-88-4	

This report shall not be reproduced, except in full,
without the written consent of Pace Analytical Services, LLC.

Pace Analytical Services, LLC
7726 Moller Road
Indianapolis, IN 46268
(317)228-3100

ANALYTICAL RESULTS

Project: HRID 4Q2022
Pace Project No.: 50331564

Sample: MW-38S **Lab ID: 50331564017** Collected: 11/15/22 14:11 Received: 11/18/22 16:00 Matrix: Water

Parameters	Results	Units	Report Limit	DF	Prepared	Analyzed	CAS No.	Qual
8260 MSV Indiana	Analytical Method: EPA 5030/8260							
	Pace Analytical Services - Indianapolis							
Isopropylbenzene (Cumene)	ND	ug/L	5.0	1		11/22/22 20:36	98-82-8	
p-Isopropyltoluene	ND	ug/L	5.0	1		11/22/22 20:36	99-87-6	
Methylene Chloride	ND	ug/L	5.0	1		11/22/22 20:36	75-09-2	
1-Methylnaphthalene	ND	ug/L	10.0	1		11/22/22 20:36	90-12-0	
2-Methylnaphthalene	ND	ug/L	10.0	1		11/22/22 20:36	91-57-6	
4-Methyl-2-pentanone (MIBK)	ND	ug/L	25.0	1		11/22/22 20:36	108-10-1	
Methyl-tert-butyl ether	ND	ug/L	4.0	1		11/22/22 20:36	1634-04-4	
Naphthalene	ND	ug/L	1.2	1		11/22/22 20:36	91-20-3	
n-Propylbenzene	ND	ug/L	5.0	1		11/22/22 20:36	103-65-1	
Styrene	ND	ug/L	5.0	1		11/22/22 20:36	100-42-5	
1,1,1,2-Tetrachloroethane	ND	ug/L	5.0	1		11/22/22 20:36	630-20-6	
1,1,2,2-Tetrachloroethane	ND	ug/L	5.0	1		11/22/22 20:36	79-34-5	
Tetrachloroethene	**55.9**	ug/L	5.0	1		11/22/22 20:36	127-18-4	
Toluene	ND	ug/L	5.0	1		11/22/22 20:36	108-88-3	
1,2,3-Trichlorobenzene	ND	ug/L	5.0	1		11/22/22 20:36	87-61-6	
1,2,4-Trichlorobenzene	ND	ug/L	5.0	1		11/22/22 20:36	120-82-1	
1,1,1-Trichloroethane	ND	ug/L	5.0	1		11/22/22 20:36	71-55-6	
1,1,2-Trichloroethane	ND	ug/L	5.0	1		11/22/22 20:36	79-00-5	
Trichloroethene	**25.5**	ug/L	5.0	1		11/22/22 20:36	79-01-6	
Trichlorofluoromethane	ND	ug/L	5.0	1		11/22/22 20:36	75-69-4	
1,2,3-Trichloropropane	ND	ug/L	5.0	1		11/22/22 20:36	96-18-4	
1,2,4-Trimethylbenzene	ND	ug/L	5.0	1		11/22/22 20:36	95-63-6	
1,3,5-Trimethylbenzene	ND	ug/L	5.0	1		11/22/22 20:36	108-67-8	
Vinyl acetate	ND	ug/L	50.0	1		11/22/22 20:36	108-05-4	
Vinyl chloride	ND	ug/L	2.0	1		11/22/22 20:36	75-01-4	
Xylene (Total)	ND	ug/L	10.0	1		11/22/22 20:36	1330-20-7	
Surrogates								
Dibromofluoromethane (S)	96	%.	82-128	1		11/22/22 20:36	1868-53-7	
4-Bromofluorobenzene (S)	99	%.	79-124	1		11/22/22 20:36	460-00-4	
Toluene-d8 (S)	102	%.	73-122	1		11/22/22 20:36	2037-26-5	

This report shall not be reproduced, except in full,
without the written consent of Pace Analytical Services, LLC.

Pace Analytical Services, LLC
7726 Moller Road
Indianapolis, IN 46268
(317)228-3100

ANALYTICAL RESULTS

Project: HRID 4Q2022
Pace Project No.: 50331564

Sample: MW-44D **Lab ID: 50331564018** Collected: 11/15/22 14:30 Received: 11/18/22 16:00 Matrix: Water

Parameters	Results	Units	Report Limit	DF	Prepared	Analyzed	CAS No.	Qual
8260 MSV Indiana	Analytical Method: EPA 5030/8260							
	Pace Analytical Services - Indianapolis							
Acetone	ND	ug/L	100	1		11/22/22 21:07	67-64-1	
Acrolein	ND	ug/L	50.0	1		11/22/22 21:07	107-02-8	
Acrylonitrile	ND	ug/L	100	1		11/22/22 21:07	107-13-1	
Benzene	ND	ug/L	5.0	1		11/22/22 21:07	71-43-2	
Bromobenzene	ND	ug/L	5.0	1		11/22/22 21:07	108-86-1	
Bromochloromethane	ND	ug/L	5.0	1		11/22/22 21:07	74-97-5	
Bromodichloromethane	ND	ug/L	5.0	1		11/22/22 21:07	75-27-4	
Bromoform	ND	ug/L	5.0	1		11/22/22 21:07	75-25-2	
Bromomethane	ND	ug/L	5.0	1		11/22/22 21:07	74-83-9	
2-Butanone (MEK)	ND	ug/L	25.0	1		11/22/22 21:07	78-93-3	
n-Butylbenzene	ND	ug/L	5.0	1		11/22/22 21:07	104-51-8	
sec-Butylbenzene	ND	ug/L	5.0	1		11/22/22 21:07	135-98-8	
tert-Butylbenzene	ND	ug/L	5.0	1		11/22/22 21:07	98-06-6	
Carbon disulfide	ND	ug/L	10.0	1		11/22/22 21:07	75-15-0	
Carbon tetrachloride	ND	ug/L	5.0	1		11/22/22 21:07	56-23-5	
Chlorobenzene	ND	ug/L	5.0	1		11/22/22 21:07	108-90-7	
Chloroethane	ND	ug/L	5.0	1		11/22/22 21:07	75-00-3	
Chloroform	ND	ug/L	5.0	1		11/22/22 21:07	67-66-3	
Chloromethane	ND	ug/L	5.0	1		11/22/22 21:07	74-87-3	
2-Chlorotoluene	ND	ug/L	5.0	1		11/22/22 21:07	95-49-8	
4-Chlorotoluene	ND	ug/L	5.0	1		11/22/22 21:07	106-43-4	
Dibromochloromethane	ND	ug/L	5.0	1		11/22/22 21:07	124-48-1	
1,2-Dibromoethane (EDB)	ND	ug/L	5.0	1		11/22/22 21:07	106-93-4	
Dibromomethane	ND	ug/L	5.0	1		11/22/22 21:07	74-95-3	
1,2-Dichlorobenzene	ND	ug/L	5.0	1		11/22/22 21:07	95-50-1	
1,3-Dichlorobenzene	ND	ug/L	5.0	1		11/22/22 21:07	541-73-1	
1,4-Dichlorobenzene	ND	ug/L	5.0	1		11/22/22 21:07	106-46-7	
trans-1,4-Dichloro-2-butene	ND	ug/L	100	1		11/22/22 21:07	110-57-6	
Dichlorodifluoromethane	ND	ug/L	5.0	1		11/22/22 21:07	75-71-8	
1,1-Dichloroethane	ND	ug/L	5.0	1		11/22/22 21:07	75-34-3	
1,2-Dichloroethane	ND	ug/L	5.0	1		11/22/22 21:07	107-06-2	
1,1-Dichloroethene	ND	ug/L	5.0	1		11/22/22 21:07	75-35-4	
cis-1,2-Dichloroethene	ND	ug/L	5.0	1		11/22/22 21:07	156-59-2	
trans-1,2-Dichloroethene	ND	ug/L	5.0	1		11/22/22 21:07	156-60-5	
1,2-Dichloropropane	ND	ug/L	5.0	1		11/22/22 21:07	78-87-5	
1,3-Dichloropropane	ND	ug/L	5.0	1		11/22/22 21:07	142-28-9	
2,2-Dichloropropane	ND	ug/L	5.0	1		11/22/22 21:07	594-20-7	
1,1-Dichloropropene	ND	ug/L	5.0	1		11/22/22 21:07	563-58-6	
cis-1,3-Dichloropropene	ND	ug/L	5.0	1		11/22/22 21:07	10061-01-5	
trans-1,3-Dichloropropene	ND	ug/L	5.0	1		11/22/22 21:07	10061-02-6	
Ethylbenzene	ND	ug/L	5.0	1		11/22/22 21:07	100-41-4	
Ethyl methacrylate	ND	ug/L	100	1		11/22/22 21:07	97-63-2	
Hexachloro-1,3-butadiene	ND	ug/L	5.0	1		11/22/22 21:07	87-68-3	
n-Hexane	ND	ug/L	5.0	1		11/22/22 21:07	110-54-3	
2-Hexanone	ND	ug/L	25.0	1		11/22/22 21:07	591-78-6	
Iodomethane	ND	ug/L	10.0	1		11/22/22 21:07	74-88-4	

This report shall not be reproduced, except in full,
without the written consent of Pace Analytical Services, LLC.

Pace Analytical Services, LLC
7726 Moller Road
Indianapolis, IN 46268
(317)228-3100

ANALYTICAL RESULTS

Project: HRID 4Q2022
Pace Project No.: 50331564

Sample: MW-44D **Lab ID: 50331564018** Collected: 11/15/22 14:30 Received: 11/18/22 16:00 Matrix: Water

Parameters	Results	Units	Report Limit	DF	Prepared	Analyzed	CAS No.	Qual
8260 MSV Indiana	Analytical Method: EPA 5030/8260							
	Pace Analytical Services - Indianapolis							
Isopropylbenzene (Cumene)	ND	ug/L	5.0	1		11/22/22 21:07	98-82-8	
p-Isopropyltoluene	ND	ug/L	5.0	1		11/22/22 21:07	99-87-6	
Methylene Chloride	ND	ug/L	5.0	1		11/22/22 21:07	75-09-2	
1-Methylnaphthalene	ND	ug/L	10.0	1		11/22/22 21:07	90-12-0	
2-Methylnaphthalene	ND	ug/L	10.0	1		11/22/22 21:07	91-57-6	
4-Methyl-2-pentanone (MIBK)	ND	ug/L	25.0	1		11/22/22 21:07	108-10-1	
Methyl-tert-butyl ether	ND	ug/L	4.0	1		11/22/22 21:07	1634-04-4	
Naphthalene	ND	ug/L	1.2	1		11/22/22 21:07	91-20-3	
n-Propylbenzene	ND	ug/L	5.0	1		11/22/22 21:07	103-65-1	
Styrene	ND	ug/L	5.0	1		11/22/22 21:07	100-42-5	
1,1,1,2-Tetrachloroethane	ND	ug/L	5.0	1		11/22/22 21:07	630-20-6	
1,1,2,2-Tetrachloroethane	ND	ug/L	5.0	1		11/22/22 21:07	79-34-5	
Tetrachloroethene	ND	ug/L	5.0	1		11/22/22 21:07	127-18-4	
Toluene	ND	ug/L	5.0	1		11/22/22 21:07	108-88-3	
1,2,3-Trichlorobenzene	ND	ug/L	5.0	1		11/22/22 21:07	87-61-6	
1,2,4-Trichlorobenzene	ND	ug/L	5.0	1		11/22/22 21:07	120-82-1	
1,1,1-Trichloroethane	ND	ug/L	5.0	1		11/22/22 21:07	71-55-6	
1,1,2-Trichloroethane	ND	ug/L	5.0	1		11/22/22 21:07	79-00-5	
Trichloroethene	ND	ug/L	5.0	1		11/22/22 21:07	79-01-6	
Trichlorofluoromethane	ND	ug/L	5.0	1		11/22/22 21:07	75-69-4	
1,2,3-Trichloropropane	ND	ug/L	5.0	1		11/22/22 21:07	96-18-4	
1,2,4-Trimethylbenzene	ND	ug/L	5.0	1		11/22/22 21:07	95-63-6	
1,3,5-Trimethylbenzene	ND	ug/L	5.0	1		11/22/22 21:07	108-67-8	
Vinyl acetate	ND	ug/L	50.0	1		11/22/22 21:07	108-05-4	
Vinyl chloride	ND	ug/L	2.0	1		11/22/22 21:07	75-01-4	
Xylene (Total)	ND	ug/L	10.0	1		11/22/22 21:07	1330-20-7	
Surrogates								
Dibromofluoromethane (S)	96	%.	82-128	1		11/22/22 21:07	1868-53-7	
4-Bromofluorobenzene (S)	100	%.	79-124	1		11/22/22 21:07	460-00-4	
Toluene-d8 (S)	102	%.	73-122	1		11/22/22 21:07	2037-26-5	

This report shall not be reproduced, except in full,
without the written consent of Pace Analytical Services, LLC.

Pace Analytical Services, LLC
7726 Moller Road
Indianapolis, IN 46268
(317)228-3100

ANALYTICAL RESULTS

Project: HRID 4Q2022
Pace Project No.: 50331564

Sample: MW-44 **Lab ID: 50331564019** Collected: 11/15/22 14:55 Received: 11/18/22 16:00 Matrix: Water

Parameters	Results	Units	Report Limit	DF	Prepared	Analyzed	CAS No.	Qual
8260 MSV Indiana	Analytical Method: EPA 5030/8260							
	Pace Analytical Services - Indianapolis							
Acetone	ND	ug/L	100	1		11/22/22 21:37	67-64-1	
Acrolein	ND	ug/L	50.0	1		11/22/22 21:37	107-02-8	
Acrylonitrile	ND	ug/L	100	1		11/22/22 21:37	107-13-1	
Benzene	ND	ug/L	5.0	1		11/22/22 21:37	71-43-2	
Bromobenzene	ND	ug/L	5.0	1		11/22/22 21:37	108-86-1	
Bromochloromethane	ND	ug/L	5.0	1		11/22/22 21:37	74-97-5	
Bromodichloromethane	ND	ug/L	5.0	1		11/22/22 21:37	75-27-4	
Bromoform	ND	ug/L	5.0	1		11/22/22 21:37	75-25-2	
Bromomethane	ND	ug/L	5.0	1		11/22/22 21:37	74-83-9	
2-Butanone (MEK)	ND	ug/L	25.0	1		11/22/22 21:37	78-93-3	
n-Butylbenzene	ND	ug/L	5.0	1		11/22/22 21:37	104-51-8	
sec-Butylbenzene	ND	ug/L	5.0	1		11/22/22 21:37	135-98-8	
tert-Butylbenzene	ND	ug/L	5.0	1		11/22/22 21:37	98-06-6	
Carbon disulfide	ND	ug/L	10.0	1		11/22/22 21:37	75-15-0	
Carbon tetrachloride	ND	ug/L	5.0	1		11/22/22 21:37	56-23-5	
Chlorobenzene	ND	ug/L	5.0	1		11/22/22 21:37	108-90-7	
Chloroethane	ND	ug/L	5.0	1		11/22/22 21:37	75-00-3	
Chloroform	ND	ug/L	5.0	1		11/22/22 21:37	67-66-3	
Chloromethane	ND	ug/L	5.0	1		11/22/22 21:37	74-87-3	
2-Chlorotoluene	ND	ug/L	5.0	1		11/22/22 21:37	95-49-8	
4-Chlorotoluene	ND	ug/L	5.0	1		11/22/22 21:37	106-43-4	
Dibromochloromethane	ND	ug/L	5.0	1		11/22/22 21:37	124-48-1	
1,2-Dibromoethane (EDB)	ND	ug/L	5.0	1		11/22/22 21:37	106-93-4	
Dibromomethane	ND	ug/L	5.0	1		11/22/22 21:37	74-95-3	
1,2-Dichlorobenzene	ND	ug/L	5.0	1		11/22/22 21:37	95-50-1	
1,3-Dichlorobenzene	ND	ug/L	5.0	1		11/22/22 21:37	541-73-1	
1,4-Dichlorobenzene	ND	ug/L	5.0	1		11/22/22 21:37	106-46-7	
trans-1,4-Dichloro-2-butene	ND	ug/L	100	1		11/22/22 21:37	110-57-6	
Dichlorodifluoromethane	ND	ug/L	5.0	1		11/22/22 21:37	75-71-8	
1,1-Dichloroethane	ND	ug/L	5.0	1		11/22/22 21:37	75-34-3	
1,2-Dichloroethane	ND	ug/L	5.0	1		11/22/22 21:37	107-06-2	
1,1-Dichloroethene	ND	ug/L	5.0	1		11/22/22 21:37	75-35-4	
cis-1,2-Dichloroethene	ND	ug/L	5.0	1		11/22/22 21:37	156-59-2	
trans-1,2-Dichloroethene	ND	ug/L	5.0	1		11/22/22 21:37	156-60-5	
1,2-Dichloropropane	ND	ug/L	5.0	1		11/22/22 21:37	78-87-5	
1,3-Dichloropropane	ND	ug/L	5.0	1		11/22/22 21:37	142-28-9	
2,2-Dichloropropane	ND	ug/L	5.0	1		11/22/22 21:37	594-20-7	
1,1-Dichloropropene	ND	ug/L	5.0	1		11/22/22 21:37	563-58-6	
cis-1,3-Dichloropropene	ND	ug/L	5.0	1		11/22/22 21:37	10061-01-5	
trans-1,3-Dichloropropene	ND	ug/L	5.0	1		11/22/22 21:37	10061-02-6	
Ethylbenzene	ND	ug/L	5.0	1		11/22/22 21:37	100-41-4	
Ethyl methacrylate	ND	ug/L	100	1		11/22/22 21:37	97-63-2	
Hexachloro-1,3-butadiene	ND	ug/L	5.0	1		11/22/22 21:37	87-68-3	
n-Hexane	ND	ug/L	5.0	1		11/22/22 21:37	110-54-3	
2-Hexanone	ND	ug/L	25.0	1		11/22/22 21:37	591-78-6	
Iodomethane	ND	ug/L	10.0	1		11/22/22 21:37	74-88-4	

This report shall not be reproduced, except in full,
without the written consent of Pace Analytical Services, LLC.

Pace Analytical Services, LLC
7726 Moller Road
Indianapolis, IN 46268
(317)228-3100

ANALYTICAL RESULTS

Project: HRID 4Q2022
Pace Project No.: 50331564

Sample: MW-44 **Lab ID: 50331564019** Collected: 11/15/22 14:55 Received: 11/18/22 16:00 Matrix: Water

Parameters	Results	Units	Report Limit	DF	Prepared	Analyzed	CAS No.	Qual
8260 MSV Indiana	Analytical Method: EPA 5030/8260							
	Pace Analytical Services - Indianapolis							
Isopropylbenzene (Cumene)	ND	ug/L	5.0	1		11/22/22 21:37	98-82-8	
p-Isopropyltoluene	ND	ug/L	5.0	1		11/22/22 21:37	99-87-6	
Methylene Chloride	ND	ug/L	5.0	1		11/22/22 21:37	75-09-2	
1-Methylnaphthalene	ND	ug/L	10.0	1		11/22/22 21:37	90-12-0	
2-Methylnaphthalene	ND	ug/L	10.0	1		11/22/22 21:37	91-57-6	
4-Methyl-2-pentanone (MIBK)	ND	ug/L	25.0	1		11/22/22 21:37	108-10-1	
Methyl-tert-butyl ether	ND	ug/L	4.0	1		11/22/22 21:37	1634-04-4	
Naphthalene	ND	ug/L	1.2	1		11/22/22 21:37	91-20-3	
n-Propylbenzene	ND	ug/L	5.0	1		11/22/22 21:37	103-65-1	
Styrene	ND	ug/L	5.0	1		11/22/22 21:37	100-42-5	
1,1,1,2-Tetrachloroethane	ND	ug/L	5.0	1		11/22/22 21:37	630-20-6	
1,1,2,2-Tetrachloroethane	ND	ug/L	5.0	1		11/22/22 21:37	79-34-5	
Tetrachloroethene	ND	ug/L	5.0	1		11/22/22 21:37	127-18-4	
Toluene	ND	ug/L	5.0	1		11/22/22 21:37	108-88-3	
1,2,3-Trichlorobenzene	ND	ug/L	5.0	1		11/22/22 21:37	87-61-6	
1,2,4-Trichlorobenzene	ND	ug/L	5.0	1		11/22/22 21:37	120-82-1	
1,1,1-Trichloroethane	ND	ug/L	5.0	1		11/22/22 21:37	71-55-6	
1,1,2-Trichloroethane	ND	ug/L	5.0	1		11/22/22 21:37	79-00-5	
Trichloroethene	ND	ug/L	5.0	1		11/22/22 21:37	79-01-6	
Trichlorofluoromethane	ND	ug/L	5.0	1		11/22/22 21:37	75-69-4	
1,2,3-Trichloropropane	ND	ug/L	5.0	1		11/22/22 21:37	96-18-4	
1,2,4-Trimethylbenzene	ND	ug/L	5.0	1		11/22/22 21:37	95-63-6	
1,3,5-Trimethylbenzene	ND	ug/L	5.0	1		11/22/22 21:37	108-67-8	
Vinyl acetate	ND	ug/L	50.0	1		11/22/22 21:37	108-05-4	
Vinyl chloride	ND	ug/L	2.0	1		11/22/22 21:37	75-01-4	
Xylene (Total)	ND	ug/L	10.0	1		11/22/22 21:37	1330-20-7	
Surrogates								
Dibromofluoromethane (S)	97	%.	82-128	1		11/22/22 21:37	1868-53-7	
4-Bromofluorobenzene (S)	99	%.	79-124	1		11/22/22 21:37	460-00-4	
Toluene-d8 (S)	101	%.	73-122	1		11/22/22 21:37	2037-26-5	

This report shall not be reproduced, except in full,
without the written consent of Pace Analytical Services, LLC.

Pace Analytical Services, LLC
7726 Moller Road
Indianapolis, IN 46268
(317)228-3100

ANALYTICAL RESULTS

Project: HRID 4Q2022
Pace Project No.: 50331564

Sample: MW-20 **Lab ID: 50331564020** Collected: 11/15/22 15:30 Received: 11/18/22 16:00 Matrix: Water

Parameters	Results	Units	Report Limit	DF	Prepared	Analyzed	CAS No.	Qual
8260 MSV Indiana	Analytical Method: EPA 5030/8260							
	Pace Analytical Services - Indianapolis							
Acetone	ND	ug/L	100	1		11/22/22 22:07	67-64-1	
Acrolein	ND	ug/L	50.0	1		11/22/22 22:07	107-02-8	
Acrylonitrile	ND	ug/L	100	1		11/22/22 22:07	107-13-1	
Benzene	ND	ug/L	5.0	1		11/22/22 22:07	71-43-2	
Bromobenzene	ND	ug/L	5.0	1		11/22/22 22:07	108-86-1	
Bromochloromethane	ND	ug/L	5.0	1		11/22/22 22:07	74-97-5	
Bromodichloromethane	ND	ug/L	5.0	1		11/22/22 22:07	75-27-4	
Bromoform	ND	ug/L	5.0	1		11/22/22 22:07	75-25-2	
Bromomethane	ND	ug/L	5.0	1		11/22/22 22:07	74-83-9	
2-Butanone (MEK)	ND	ug/L	25.0	1		11/22/22 22:07	78-93-3	
n-Butylbenzene	ND	ug/L	5.0	1		11/22/22 22:07	104-51-8	
sec-Butylbenzene	ND	ug/L	5.0	1		11/22/22 22:07	135-98-8	
tert-Butylbenzene	ND	ug/L	5.0	1		11/22/22 22:07	98-06-6	
Carbon disulfide	ND	ug/L	10.0	1		11/22/22 22:07	75-15-0	
Carbon tetrachloride	ND	ug/L	5.0	1		11/22/22 22:07	56-23-5	
Chlorobenzene	ND	ug/L	5.0	1		11/22/22 22:07	108-90-7	
Chloroethane	ND	ug/L	5.0	1		11/22/22 22:07	75-00-3	
Chloroform	ND	ug/L	5.0	1		11/22/22 22:07	67-66-3	
Chloromethane	ND	ug/L	5.0	1		11/22/22 22:07	74-87-3	
2-Chlorotoluene	ND	ug/L	5.0	1		11/22/22 22:07	95-49-8	
4-Chlorotoluene	ND	ug/L	5.0	1		11/22/22 22:07	106-43-4	
Dibromochloromethane	ND	ug/L	5.0	1		11/22/22 22:07	124-48-1	
1,2-Dibromoethane (EDB)	ND	ug/L	5.0	1		11/22/22 22:07	106-93-4	
Dibromomethane	ND	ug/L	5.0	1		11/22/22 22:07	74-95-3	
1,2-Dichlorobenzene	ND	ug/L	5.0	1		11/22/22 22:07	95-50-1	
1,3-Dichlorobenzene	ND	ug/L	5.0	1		11/22/22 22:07	541-73-1	
1,4-Dichlorobenzene	ND	ug/L	5.0	1		11/22/22 22:07	106-46-7	
trans-1,4-Dichloro-2-butene	ND	ug/L	100	1		11/22/22 22:07	110-57-6	
Dichlorodifluoromethane	ND	ug/L	5.0	1		11/22/22 22:07	75-71-8	
1,1-Dichloroethane	ND	ug/L	5.0	1		11/22/22 22:07	75-34-3	
1,2-Dichloroethane	ND	ug/L	5.0	1		11/22/22 22:07	107-06-2	
1,1-Dichloroethene	ND	ug/L	5.0	1		11/22/22 22:07	75-35-4	
cis-1,2-Dichloroethene	ND	ug/L	5.0	1		11/22/22 22:07	156-59-2	
trans-1,2-Dichloroethene	ND	ug/L	5.0	1		11/22/22 22:07	156-60-5	
1,2-Dichloropropane	ND	ug/L	5.0	1		11/22/22 22:07	78-87-5	
1,3-Dichloropropane	ND	ug/L	5.0	1		11/22/22 22:07	142-28-9	
2,2-Dichloropropane	ND	ug/L	5.0	1		11/22/22 22:07	594-20-7	
1,1-Dichloropropene	ND	ug/L	5.0	1		11/22/22 22:07	563-58-6	
cis-1,3-Dichloropropene	ND	ug/L	5.0	1		11/22/22 22:07	10061-01-5	
trans-1,3-Dichloropropene	ND	ug/L	5.0	1		11/22/22 22:07	10061-02-6	
Ethylbenzene	ND	ug/L	5.0	1		11/22/22 22:07	100-41-4	
Ethyl methacrylate	ND	ug/L	100	1		11/22/22 22:07	97-63-2	
Hexachloro-1,3-butadiene	ND	ug/L	5.0	1		11/22/22 22:07	87-68-3	
n-Hexane	ND	ug/L	5.0	1		11/22/22 22:07	110-54-3	
2-Hexanone	ND	ug/L	25.0	1		11/22/22 22:07	591-78-6	
Iodomethane	ND	ug/L	10.0	1		11/22/22 22:07	74-88-4	

This report shall not be reproduced, except in full,
without the written consent of Pace Analytical Services, LLC.

Pace Analytical Services, LLC
7726 Moller Road
Indianapolis, IN 46268
(317)228-3100

ANALYTICAL RESULTS

Project: HRID 4Q2022
Pace Project No.: 50331564

Sample: MW-20 **Lab ID: 50331564020** Collected: 11/15/22 15:30 Received: 11/18/22 16:00 Matrix: Water

Parameters	Results	Units	Report Limit	DF	Prepared	Analyzed	CAS No.	Qual
8260 MSV Indiana	Analytical Method: EPA 5030/8260							
	Pace Analytical Services - Indianapolis							
Isopropylbenzene (Cumene)	ND	ug/L	5.0	1		11/22/22 22:07	98-82-8	
p-Isopropyltoluene	ND	ug/L	5.0	1		11/22/22 22:07	99-87-6	
Methylene Chloride	ND	ug/L	5.0	1		11/22/22 22:07	75-09-2	
1-Methylnaphthalene	ND	ug/L	10.0	1		11/22/22 22:07	90-12-0	
2-Methylnaphthalene	ND	ug/L	10.0	1		11/22/22 22:07	91-57-6	
4-Methyl-2-pentanone (MIBK)	ND	ug/L	25.0	1		11/22/22 22:07	108-10-1	
Methyl-tert-butyl ether	ND	ug/L	4.0	1		11/22/22 22:07	1634-04-4	
Naphthalene	ND	ug/L	1.2	1		11/22/22 22:07	91-20-3	
n-Propylbenzene	ND	ug/L	5.0	1		11/22/22 22:07	103-65-1	
Styrene	ND	ug/L	5.0	1		11/22/22 22:07	100-42-5	
1,1,1,2-Tetrachloroethane	ND	ug/L	5.0	1		11/22/22 22:07	630-20-6	
1,1,2,2-Tetrachloroethane	ND	ug/L	5.0	1		11/22/22 22:07	79-34-5	
Tetrachloroethene	ND	ug/L	5.0	1		11/22/22 22:07	127-18-4	
Toluene	ND	ug/L	5.0	1		11/22/22 22:07	108-88-3	
1,2,3-Trichlorobenzene	ND	ug/L	5.0	1		11/22/22 22:07	87-61-6	
1,2,4-Trichlorobenzene	ND	ug/L	5.0	1		11/22/22 22:07	120-82-1	
1,1,1-Trichloroethane	ND	ug/L	5.0	1		11/22/22 22:07	71-55-6	
1,1,2-Trichloroethane	ND	ug/L	5.0	1		11/22/22 22:07	79-00-5	
Trichloroethene	ND	ug/L	5.0	1		11/22/22 22:07	79-01-6	
Trichlorofluoromethane	ND	ug/L	5.0	1		11/22/22 22:07	75-69-4	
1,2,3-Trichloropropane	ND	ug/L	5.0	1		11/22/22 22:07	96-18-4	
1,2,4-Trimethylbenzene	ND	ug/L	5.0	1		11/22/22 22:07	95-63-6	
1,3,5-Trimethylbenzene	ND	ug/L	5.0	1		11/22/22 22:07	108-67-8	
Vinyl acetate	ND	ug/L	50.0	1		11/22/22 22:07	108-05-4	
Vinyl chloride	ND	ug/L	2.0	1		11/22/22 22:07	75-01-4	
Xylene (Total)	ND	ug/L	10.0	1		11/22/22 22:07	1330-20-7	
Surrogates								
Dibromofluoromethane (S)	97	%.	82-128	1		11/22/22 22:07	1868-53-7	
4-Bromofluorobenzene (S)	99	%.	79-124	1		11/22/22 22:07	460-00-4	
Toluene-d8 (S)	101	%.	73-122	1		11/22/22 22:07	2037-26-5	

This report shall not be reproduced, except in full,
without the written consent of Pace Analytical Services, LLC.

Pace Analytical Services, LLC
7726 Moller Road
Indianapolis, IN 46268
(317)228-3100

ANALYTICAL RESULTS

Project: HRID 4Q2022
Pace Project No.: 50331564

Sample: MW-32 **Lab ID: 50331564021** Collected: 11/15/22 15:04 Received: 11/18/22 16:00 Matrix: Water

Parameters	Results	Units	Report Limit	DF	Prepared	Analyzed	CAS No.	Qual
8260 MSV Indiana	Analytical Method: EPA 5030/8260							
	Pace Analytical Services - Indianapolis							
Acetone	ND	ug/L	100	1		11/22/22 09:14	67-64-1	
Acrolein	ND	ug/L	50.0	1		11/22/22 09:14	107-02-8	
Acrylonitrile	ND	ug/L	100	1		11/22/22 09:14	107-13-1	
Benzene	ND	ug/L	5.0	1		11/22/22 09:14	71-43-2	
Bromobenzene	ND	ug/L	5.0	1		11/22/22 09:14	108-86-1	
Bromochloromethane	ND	ug/L	5.0	1		11/22/22 09:14	74-97-5	
Bromodichloromethane	ND	ug/L	5.0	1		11/22/22 09:14	75-27-4	
Bromoform	ND	ug/L	5.0	1		11/22/22 09:14	75-25-2	
Bromomethane	ND	ug/L	5.0	1		11/22/22 09:14	74-83-9	
2-Butanone (MEK)	ND	ug/L	25.0	1		11/22/22 09:14	78-93-3	
n-Butylbenzene	ND	ug/L	5.0	1		11/22/22 09:14	104-51-8	
sec-Butylbenzene	ND	ug/L	5.0	1		11/22/22 09:14	135-98-8	
tert-Butylbenzene	ND	ug/L	5.0	1		11/22/22 09:14	98-06-6	
Carbon disulfide	ND	ug/L	10.0	1		11/22/22 09:14	75-15-0	
Carbon tetrachloride	ND	ug/L	5.0	1		11/22/22 09:14	56-23-5	
Chlorobenzene	ND	ug/L	5.0	1		11/22/22 09:14	108-90-7	
Chloroethane	ND	ug/L	5.0	1		11/22/22 09:14	75-00-3	
Chloroform	ND	ug/L	5.0	1		11/22/22 09:14	67-66-3	
Chloromethane	ND	ug/L	5.0	1		11/22/22 09:14	74-87-3	
2-Chlorotoluene	ND	ug/L	5.0	1		11/22/22 09:14	95-49-8	
4-Chlorotoluene	ND	ug/L	5.0	1		11/22/22 09:14	106-43-4	
Dibromochloromethane	ND	ug/L	5.0	1		11/22/22 09:14	124-48-1	
1,2-Dibromoethane (EDB)	ND	ug/L	5.0	1		11/22/22 09:14	106-93-4	
Dibromomethane	ND	ug/L	5.0	1		11/22/22 09:14	74-95-3	
1,2-Dichlorobenzene	ND	ug/L	5.0	1		11/22/22 09:14	95-50-1	
1,3-Dichlorobenzene	ND	ug/L	5.0	1		11/22/22 09:14	541-73-1	
1,4-Dichlorobenzene	ND	ug/L	5.0	1		11/22/22 09:14	106-46-7	
trans-1,4-Dichloro-2-butene	ND	ug/L	100	1		11/22/22 09:14	110-57-6	
Dichlorodifluoromethane	ND	ug/L	5.0	1		11/22/22 09:14	75-71-8	
1,1-Dichloroethane	ND	ug/L	5.0	1		11/22/22 09:14	75-34-3	
1,2-Dichloroethane	ND	ug/L	5.0	1		11/22/22 09:14	107-06-2	
1,1-Dichloroethene	ND	ug/L	5.0	1		11/22/22 09:14	75-35-4	
cis-1,2-Dichloroethene	**29.0**	ug/L	5.0	1		11/22/22 09:14	156-59-2	
trans-1,2-Dichloroethene	ND	ug/L	5.0	1		11/22/22 09:14	156-60-5	
1,2-Dichloropropane	ND	ug/L	5.0	1		11/22/22 09:14	78-87-5	
1,3-Dichloropropane	ND	ug/L	5.0	1		11/22/22 09:14	142-28-9	
2,2-Dichloropropane	ND	ug/L	5.0	1		11/22/22 09:14	594-20-7	
1,1-Dichloropropene	ND	ug/L	5.0	1		11/22/22 09:14	563-58-6	
cis-1,3-Dichloropropene	ND	ug/L	5.0	1		11/22/22 09:14	10061-01-5	
trans-1,3-Dichloropropene	ND	ug/L	5.0	1		11/22/22 09:14	10061-02-6	
Ethylbenzene	ND	ug/L	5.0	1		11/22/22 09:14	100-41-4	
Ethyl methacrylate	ND	ug/L	100	1		11/22/22 09:14	97-63-2	
Hexachloro-1,3-butadiene	ND	ug/L	5.0	1		11/22/22 09:14	87-68-3	
n-Hexane	ND	ug/L	5.0	1		11/22/22 09:14	110-54-3	
2-Hexanone	ND	ug/L	25.0	1		11/22/22 09:14	591-78-6	
Iodomethane	ND	ug/L	10.0	1		11/22/22 09:14	74-88-4	

This report shall not be reproduced, except in full,
without the written consent of Pace Analytical Services, LLC.

Pace Analytical Services, LLC
7726 Moller Road
Indianapolis, IN 46268
(317)228-3100

ANALYTICAL RESULTS

Project: HRID 4Q2022
Pace Project No.: 50331564

Sample: MW-32 **Lab ID: 50331564021** Collected: 11/15/22 15:04 Received: 11/18/22 16:00 Matrix: Water

Parameters	Results	Units	Report Limit	DF	Prepared	Analyzed	CAS No.	Qual
8260 MSV Indiana	Analytical Method: EPA 5030/8260							
	Pace Analytical Services - Indianapolis							
Isopropylbenzene (Cumene)	ND	ug/L	5.0	1		11/22/22 09:14	98-82-8	
p-Isopropyltoluene	ND	ug/L	5.0	1		11/22/22 09:14	99-87-6	
Methylene Chloride	ND	ug/L	5.0	1		11/22/22 09:14	75-09-2	
1-Methylnaphthalene	ND	ug/L	10.0	1		11/22/22 09:14	90-12-0	
2-Methylnaphthalene	ND	ug/L	10.0	1		11/22/22 09:14	91-57-6	
4-Methyl-2-pentanone (MIBK)	ND	ug/L	25.0	1		11/22/22 09:14	108-10-1	
Methyl-tert-butyl ether	ND	ug/L	4.0	1		11/22/22 09:14	1634-04-4	
Naphthalene	ND	ug/L	1.2	1		11/22/22 09:14	91-20-3	
n-Propylbenzene	ND	ug/L	5.0	1		11/22/22 09:14	103-65-1	
Styrene	ND	ug/L	5.0	1		11/22/22 09:14	100-42-5	
1,1,1,2-Tetrachloroethane	ND	ug/L	5.0	1		11/22/22 09:14	630-20-6	
1,1,2,2-Tetrachloroethane	ND	ug/L	5.0	1		11/22/22 09:14	79-34-5	
Tetrachloroethene	**10.6**	ug/L	5.0	1		11/22/22 09:14	127-18-4	
Toluene	ND	ug/L	5.0	1		11/22/22 09:14	108-88-3	
1,2,3-Trichlorobenzene	ND	ug/L	5.0	1		11/22/22 09:14	87-61-6	
1,2,4-Trichlorobenzene	ND	ug/L	5.0	1		11/22/22 09:14	120-82-1	
1,1,1-Trichloroethane	ND	ug/L	5.0	1		11/22/22 09:14	71-55-6	
1,1,2-Trichloroethane	ND	ug/L	5.0	1		11/22/22 09:14	79-00-5	
Trichloroethene	**22.6**	ug/L	5.0	1		11/22/22 09:14	79-01-6	
Trichlorofluoromethane	ND	ug/L	5.0	1		11/22/22 09:14	75-69-4	
1,2,3-Trichloropropane	ND	ug/L	5.0	1		11/22/22 09:14	96-18-4	
1,2,4-Trimethylbenzene	ND	ug/L	5.0	1		11/22/22 09:14	95-63-6	
1,3,5-Trimethylbenzene	ND	ug/L	5.0	1		11/22/22 09:14	108-67-8	
Vinyl acetate	ND	ug/L	50.0	1		11/22/22 09:14	108-05-4	
Vinyl chloride	ND	ug/L	2.0	1		11/22/22 09:14	75-01-4	
Xylene (Total)	ND	ug/L	10.0	1		11/22/22 09:14	1330-20-7	
Surrogates								
Dibromofluoromethane (S)	107	%.	82-128	1		11/22/22 09:14	1868-53-7	
4-Bromofluorobenzene (S)	105	%.	79-124	1		11/22/22 09:14	460-00-4	
Toluene-d8 (S)	91	%.	73-122	1		11/22/22 09:14	2037-26-5	

This report shall not be reproduced, except in full,
without the written consent of Pace Analytical Services, LLC.

Pace Analytical Services, LLC
7726 Moller Road
Indianapolis, IN 46268
(317)228-3100

ANALYTICAL RESULTS

Project: HRID 4Q2022
Pace Project No.: 50331564

Sample: MW-26 **Lab ID: 50331564022** Collected: 11/15/22 16:27 Received: 11/18/22 16:00 Matrix: Water

Parameters	Results	Units	Report Limit	DF	Prepared	Analyzed	CAS No.	Qual
8260 MSV Indiana	Analytical Method: EPA 5030/8260							
	Pace Analytical Services - Indianapolis							
Acetone	ND	ug/L	100	1		11/22/22 22:38	67-64-1	
Acrolein	ND	ug/L	50.0	1		11/22/22 22:38	107-02-8	
Acrylonitrile	ND	ug/L	100	1		11/22/22 22:38	107-13-1	
Benzene	ND	ug/L	5.0	1		11/22/22 22:38	71-43-2	
Bromobenzene	ND	ug/L	5.0	1		11/22/22 22:38	108-86-1	
Bromochloromethane	ND	ug/L	5.0	1		11/22/22 22:38	74-97-5	
Bromodichloromethane	ND	ug/L	5.0	1		11/22/22 22:38	75-27-4	
Bromoform	ND	ug/L	5.0	1		11/22/22 22:38	75-25-2	
Bromomethane	ND	ug/L	5.0	1		11/22/22 22:38	74-83-9	
2-Butanone (MEK)	ND	ug/L	25.0	1		11/22/22 22:38	78-93-3	
n-Butylbenzene	ND	ug/L	5.0	1		11/22/22 22:38	104-51-8	
sec-Butylbenzene	ND	ug/L	5.0	1		11/22/22 22:38	135-98-8	
tert-Butylbenzene	ND	ug/L	5.0	1		11/22/22 22:38	98-06-6	
Carbon disulfide	ND	ug/L	10.0	1		11/22/22 22:38	75-15-0	
Carbon tetrachloride	ND	ug/L	5.0	1		11/22/22 22:38	56-23-5	
Chlorobenzene	ND	ug/L	5.0	1		11/22/22 22:38	108-90-7	
Chloroethane	ND	ug/L	5.0	1		11/22/22 22:38	75-00-3	
Chloroform	ND	ug/L	5.0	1		11/22/22 22:38	67-66-3	
Chloromethane	ND	ug/L	5.0	1		11/22/22 22:38	74-87-3	
2-Chlorotoluene	ND	ug/L	5.0	1		11/22/22 22:38	95-49-8	
4-Chlorotoluene	ND	ug/L	5.0	1		11/22/22 22:38	106-43-4	
Dibromochloromethane	ND	ug/L	5.0	1		11/22/22 22:38	124-48-1	
1,2-Dibromoethane (EDB)	ND	ug/L	5.0	1		11/22/22 22:38	106-93-4	
Dibromomethane	ND	ug/L	5.0	1		11/22/22 22:38	74-95-3	
1,2-Dichlorobenzene	ND	ug/L	5.0	1		11/22/22 22:38	95-50-1	
1,3-Dichlorobenzene	ND	ug/L	5.0	1		11/22/22 22:38	541-73-1	
1,4-Dichlorobenzene	ND	ug/L	5.0	1		11/22/22 22:38	106-46-7	
trans-1,4-Dichloro-2-butene	ND	ug/L	100	1		11/22/22 22:38	110-57-6	
Dichlorodifluoromethane	ND	ug/L	5.0	1		11/22/22 22:38	75-71-8	
1,1-Dichloroethane	ND	ug/L	5.0	1		11/22/22 22:38	75-34-3	
1,2-Dichloroethane	ND	ug/L	5.0	1		11/22/22 22:38	107-06-2	
1,1-Dichloroethene	ND	ug/L	5.0	1		11/22/22 22:38	75-35-4	
cis-1,2-Dichloroethene	ND	ug/L	5.0	1		11/22/22 22:38	156-59-2	
trans-1,2-Dichloroethene	ND	ug/L	5.0	1		11/22/22 22:38	156-60-5	
1,2-Dichloropropane	ND	ug/L	5.0	1		11/22/22 22:38	78-87-5	
1,3-Dichloropropane	ND	ug/L	5.0	1		11/22/22 22:38	142-28-9	
2,2-Dichloropropane	ND	ug/L	5.0	1		11/22/22 22:38	594-20-7	
1,1-Dichloropropene	ND	ug/L	5.0	1		11/22/22 22:38	563-58-6	
cis-1,3-Dichloropropene	ND	ug/L	5.0	1		11/22/22 22:38	10061-01-5	
trans-1,3-Dichloropropene	ND	ug/L	5.0	1		11/22/22 22:38	10061-02-6	
Ethylbenzene	ND	ug/L	5.0	1		11/22/22 22:38	100-41-4	
Ethyl methacrylate	ND	ug/L	100	1		11/22/22 22:38	97-63-2	
Hexachloro-1,3-butadiene	ND	ug/L	5.0	1		11/22/22 22:38	87-68-3	
n-Hexane	ND	ug/L	5.0	1		11/22/22 22:38	110-54-3	
2-Hexanone	ND	ug/L	25.0	1		11/22/22 22:38	591-78-6	
Iodomethane	ND	ug/L	10.0	1		11/22/22 22:38	74-88-4	

This report shall not be reproduced, except in full,
without the written consent of Pace Analytical Services, LLC.

Pace Analytical Services, LLC
7726 Moller Road
Indianapolis, IN 46268
(317)228-3100

ANALYTICAL RESULTS

Project: HRID 4Q2022
Pace Project No.: 50331564

Sample: MW-26 **Lab ID: 50331564022** Collected: 11/15/22 16:27 Received: 11/18/22 16:00 Matrix: Water

Parameters	Results	Units	Report Limit	DF	Prepared	Analyzed	CAS No.	Qual
8260 MSV Indiana	Analytical Method: EPA 5030/8260							
	Pace Analytical Services - Indianapolis							
Isopropylbenzene (Cumene)	ND	ug/L	5.0	1		11/22/22 22:38	98-82-8	
p-Isopropyltoluene	ND	ug/L	5.0	1		11/22/22 22:38	99-87-6	
Methylene Chloride	ND	ug/L	5.0	1		11/22/22 22:38	75-09-2	
1-Methylnaphthalene	ND	ug/L	10.0	1		11/22/22 22:38	90-12-0	
2-Methylnaphthalene	ND	ug/L	10.0	1		11/22/22 22:38	91-57-6	
4-Methyl-2-pentanone (MIBK)	ND	ug/L	25.0	1		11/22/22 22:38	108-10-1	
Methyl-tert-butyl ether	ND	ug/L	4.0	1		11/22/22 22:38	1634-04-4	
Naphthalene	ND	ug/L	1.2	1		11/22/22 22:38	91-20-3	
n-Propylbenzene	ND	ug/L	5.0	1		11/22/22 22:38	103-65-1	
Styrene	ND	ug/L	5.0	1		11/22/22 22:38	100-42-5	
1,1,1,2-Tetrachloroethane	ND	ug/L	5.0	1		11/22/22 22:38	630-20-6	
1,1,2,2-Tetrachloroethane	ND	ug/L	5.0	1		11/22/22 22:38	79-34-5	
Tetrachloroethene	**9.3**	ug/L	5.0	1		11/22/22 22:38	127-18-4	
Toluene	ND	ug/L	5.0	1		11/22/22 22:38	108-88-3	
1,2,3-Trichlorobenzene	ND	ug/L	5.0	1		11/22/22 22:38	87-61-6	
1,2,4-Trichlorobenzene	ND	ug/L	5.0	1		11/22/22 22:38	120-82-1	
1,1,1-Trichloroethane	ND	ug/L	5.0	1		11/22/22 22:38	71-55-6	
1,1,2-Trichloroethane	ND	ug/L	5.0	1		11/22/22 22:38	79-00-5	
Trichloroethene	**11.8**	ug/L	5.0	1		11/22/22 22:38	79-01-6	
Trichlorofluoromethane	ND	ug/L	5.0	1		11/22/22 22:38	75-69-4	
1,2,3-Trichloropropane	ND	ug/L	5.0	1		11/22/22 22:38	96-18-4	
1,2,4-Trimethylbenzene	ND	ug/L	5.0	1		11/22/22 22:38	95-63-6	
1,3,5-Trimethylbenzene	ND	ug/L	5.0	1		11/22/22 22:38	108-67-8	
Vinyl acetate	ND	ug/L	50.0	1		11/22/22 22:38	108-05-4	
Vinyl chloride	**8.1**	ug/L	2.0	1		11/22/22 22:38	75-01-4	
Xylene (Total)	ND	ug/L	10.0	1		11/22/22 22:38	1330-20-7	
Surrogates								
Dibromofluoromethane (S)	96	%.	82-128	1		11/22/22 22:38	1868-53-7	
4-Bromofluorobenzene (S)	98	%.	79-124	1		11/22/22 22:38	460-00-4	
Toluene-d8 (S)	101	%.	73-122	1		11/22/22 22:38	2037-26-5	

This report shall not be reproduced, except in full,
without the written consent of Pace Analytical Services, LLC.

Pace Analytical Services, LLC
7726 Moller Road
Indianapolis, IN 46268
(317)228-3100

ANALYTICAL RESULTS

Project: HRID 4Q2022
Pace Project No.: 50331564

Sample: MW-27 **Lab ID: 50331564023** Collected: 11/15/22 16:30 Received: 11/18/22 16:00 Matrix: Water

Parameters	Results	Units	Report Limit	DF	Prepared	Analyzed	CAS No.	Qual
8260 MSV Indiana	Analytical Method: EPA 5030/8260							
	Pace Analytical Services - Indianapolis							
Acetone	ND	ug/L	100	1		11/22/22 22:53	67-64-1	
Acrolein	ND	ug/L	50.0	1		11/22/22 22:53	107-02-8	
Acrylonitrile	ND	ug/L	100	1		11/22/22 22:53	107-13-1	
Benzene	ND	ug/L	5.0	1		11/22/22 22:53	71-43-2	
Bromobenzene	ND	ug/L	5.0	1		11/22/22 22:53	108-86-1	
Bromochloromethane	ND	ug/L	5.0	1		11/22/22 22:53	74-97-5	
Bromodichloromethane	ND	ug/L	5.0	1		11/22/22 22:53	75-27-4	
Bromoform	ND	ug/L	5.0	1		11/22/22 22:53	75-25-2	
Bromomethane	ND	ug/L	5.0	1		11/22/22 22:53	74-83-9	
2-Butanone (MEK)	ND	ug/L	25.0	1		11/22/22 22:53	78-93-3	
n-Butylbenzene	ND	ug/L	5.0	1		11/22/22 22:53	104-51-8	
sec-Butylbenzene	ND	ug/L	5.0	1		11/22/22 22:53	135-98-8	
tert-Butylbenzene	ND	ug/L	5.0	1		11/22/22 22:53	98-06-6	
Carbon disulfide	ND	ug/L	10.0	1		11/22/22 22:53	75-15-0	
Carbon tetrachloride	ND	ug/L	5.0	1		11/22/22 22:53	56-23-5	
Chlorobenzene	ND	ug/L	5.0	1		11/22/22 22:53	108-90-7	
Chloroethane	ND	ug/L	5.0	1		11/22/22 22:53	75-00-3	
Chloroform	ND	ug/L	5.0	1		11/22/22 22:53	67-66-3	
Chloromethane	ND	ug/L	5.0	1		11/22/22 22:53	74-87-3	
2-Chlorotoluene	ND	ug/L	5.0	1		11/22/22 22:53	95-49-8	
4-Chlorotoluene	ND	ug/L	5.0	1		11/22/22 22:53	106-43-4	
Dibromochloromethane	ND	ug/L	5.0	1		11/22/22 22:53	124-48-1	
1,2-Dibromoethane (EDB)	ND	ug/L	5.0	1		11/22/22 22:53	106-93-4	
Dibromomethane	ND	ug/L	5.0	1		11/22/22 22:53	74-95-3	
1,2-Dichlorobenzene	ND	ug/L	5.0	1		11/22/22 22:53	95-50-1	
1,3-Dichlorobenzene	ND	ug/L	5.0	1		11/22/22 22:53	541-73-1	
1,4-Dichlorobenzene	ND	ug/L	5.0	1		11/22/22 22:53	106-46-7	
trans-1,4-Dichloro-2-butene	ND	ug/L	100	1		11/22/22 22:53	110-57-6	
Dichlorodifluoromethane	ND	ug/L	5.0	1		11/22/22 22:53	75-71-8	
1,1-Dichloroethane	ND	ug/L	5.0	1		11/22/22 22:53	75-34-3	
1,2-Dichloroethane	ND	ug/L	5.0	1		11/22/22 22:53	107-06-2	
1,1-Dichloroethene	ND	ug/L	5.0	1		11/22/22 22:53	75-35-4	
cis-1,2-Dichloroethene	ND	ug/L	5.0	1		11/22/22 22:53	156-59-2	
trans-1,2-Dichloroethene	ND	ug/L	5.0	1		11/22/22 22:53	156-60-5	
1,2-Dichloropropane	ND	ug/L	5.0	1		11/22/22 22:53	78-87-5	
1,3-Dichloropropane	ND	ug/L	5.0	1		11/22/22 22:53	142-28-9	
2,2-Dichloropropane	ND	ug/L	5.0	1		11/22/22 22:53	594-20-7	
1,1-Dichloropropene	ND	ug/L	5.0	1		11/22/22 22:53	563-58-6	
cis-1,3-Dichloropropene	ND	ug/L	5.0	1		11/22/22 22:53	10061-01-5	
trans-1,3-Dichloropropene	ND	ug/L	5.0	1		11/22/22 22:53	10061-02-6	
Ethylbenzene	ND	ug/L	5.0	1		11/22/22 22:53	100-41-4	
Ethyl methacrylate	ND	ug/L	100	1		11/22/22 22:53	97-63-2	
Hexachloro-1,3-butadiene	ND	ug/L	5.0	1		11/22/22 22:53	87-68-3	
n-Hexane	ND	ug/L	5.0	1		11/22/22 22:53	110-54-3	
2-Hexanone	ND	ug/L	25.0	1		11/22/22 22:53	591-78-6	
Iodomethane	ND	ug/L	10.0	1		11/22/22 22:53	74-88-4	

This report shall not be reproduced, except in full,
without the written consent of Pace Analytical Services, LLC.

Pace Analytical Services, LLC
7726 Moller Road
Indianapolis, IN 46268
(317)228-3100

ANALYTICAL RESULTS

Project: HRID 4Q2022
Pace Project No.: 50331564

Sample: MW-27 **Lab ID: 50331564023** Collected: 11/15/22 16:30 Received: 11/18/22 16:00 Matrix: Water

Parameters	Results	Units	Report Limit	DF	Prepared	Analyzed	CAS No.	Qual
8260 MSV Indiana	Analytical Method: EPA 5030/8260							
	Pace Analytical Services - Indianapolis							
Isopropylbenzene (Cumene)	ND	ug/L	5.0	1		11/22/22 22:53	98-82-8	
p-Isopropyltoluene	ND	ug/L	5.0	1		11/22/22 22:53	99-87-6	
Methylene Chloride	ND	ug/L	5.0	1		11/22/22 22:53	75-09-2	
1-Methylnaphthalene	ND	ug/L	10.0	1		11/22/22 22:53	90-12-0	
2-Methylnaphthalene	ND	ug/L	10.0	1		11/22/22 22:53	91-57-6	
4-Methyl-2-pentanone (MIBK)	ND	ug/L	25.0	1		11/22/22 22:53	108-10-1	
Methyl-tert-butyl ether	ND	ug/L	4.0	1		11/22/22 22:53	1634-04-4	
Naphthalene	ND	ug/L	1.2	1		11/22/22 22:53	91-20-3	
n-Propylbenzene	ND	ug/L	5.0	1		11/22/22 22:53	103-65-1	
Styrene	ND	ug/L	5.0	1		11/22/22 22:53	100-42-5	
1,1,1,2-Tetrachloroethane	ND	ug/L	5.0	1		11/22/22 22:53	630-20-6	
1,1,2,2-Tetrachloroethane	ND	ug/L	5.0	1		11/22/22 22:53	79-34-5	
Tetrachloroethene	ND	ug/L	5.0	1		11/22/22 22:53	127-18-4	
Toluene	ND	ug/L	5.0	1		11/22/22 22:53	108-88-3	
1,2,3-Trichlorobenzene	ND	ug/L	5.0	1		11/22/22 22:53	87-61-6	
1,2,4-Trichlorobenzene	ND	ug/L	5.0	1		11/22/22 22:53	120-82-1	
1,1,1-Trichloroethane	ND	ug/L	5.0	1		11/22/22 22:53	71-55-6	
1,1,2-Trichloroethane	ND	ug/L	5.0	1		11/22/22 22:53	79-00-5	
Trichloroethene	ND	ug/L	5.0	1		11/22/22 22:53	79-01-6	
Trichlorofluoromethane	ND	ug/L	5.0	1		11/22/22 22:53	75-69-4	
1,2,3-Trichloropropane	ND	ug/L	5.0	1		11/22/22 22:53	96-18-4	
1,2,4-Trimethylbenzene	ND	ug/L	5.0	1		11/22/22 22:53	95-63-6	
1,3,5-Trimethylbenzene	ND	ug/L	5.0	1		11/22/22 22:53	108-67-8	
Vinyl acetate	ND	ug/L	50.0	1		11/22/22 22:53	108-05-4	L1
Vinyl chloride	ND	ug/L	2.0	1		11/22/22 22:53	75-01-4	
Xylene (Total)	ND	ug/L	10.0	1		11/22/22 22:53	1330-20-7	
Surrogates								
Dibromofluoromethane (S)	95	%.	82-128	1		11/22/22 22:53	1868-53-7	
4-Bromofluorobenzene (S)	98	%.	79-124	1		11/22/22 22:53	460-00-4	
Toluene-d8 (S)	101	%.	73-122	1		11/22/22 22:53	2037-26-5	

This report shall not be reproduced, except in full,
without the written consent of Pace Analytical Services, LLC.

Pace Analytical Services, LLC
7726 Moller Road
Indianapolis, IN 46268
(317)228-3100

ANALYTICAL RESULTS

Project: HRID 4Q2022
Pace Project No.: 50331564

Sample: MW-33 **Lab ID: 50331564024** Collected: 11/16/22 15:35 Received: 11/18/22 16:00 Matrix: Water

Parameters	Results	Units	Report Limit	DF	Prepared	Analyzed	CAS No.	Qual
8260 MSV Indiana	Analytical Method: EPA 5030/8260							
	Pace Analytical Services - Indianapolis							
Acetone	ND	ug/L	100	1		11/24/22 02:00	67-64-1	
Acrolein	ND	ug/L	50.0	1		11/24/22 02:00	107-02-8	
Acrylonitrile	ND	ug/L	100	1		11/24/22 02:00	107-13-1	
Benzene	ND	ug/L	5.0	1		11/24/22 02:00	71-43-2	
Bromobenzene	ND	ug/L	5.0	1		11/24/22 02:00	108-86-1	
Bromochloromethane	ND	ug/L	5.0	1		11/24/22 02:00	74-97-5	
Bromodichloromethane	ND	ug/L	5.0	1		11/24/22 02:00	75-27-4	
Bromoform	ND	ug/L	5.0	1		11/24/22 02:00	75-25-2	
Bromomethane	ND	ug/L	5.0	1		11/24/22 02:00	74-83-9	
2-Butanone (MEK)	ND	ug/L	25.0	1		11/24/22 02:00	78-93-3	
n-Butylbenzene	ND	ug/L	5.0	1		11/24/22 02:00	104-51-8	
sec-Butylbenzene	ND	ug/L	5.0	1		11/24/22 02:00	135-98-8	
tert-Butylbenzene	ND	ug/L	5.0	1		11/24/22 02:00	98-06-6	
Carbon disulfide	ND	ug/L	10.0	1		11/24/22 02:00	75-15-0	
Carbon tetrachloride	ND	ug/L	5.0	1		11/24/22 02:00	56-23-5	
Chlorobenzene	ND	ug/L	5.0	1		11/24/22 02:00	108-90-7	
Chloroethane	ND	ug/L	5.0	1		11/24/22 02:00	75-00-3	
Chloroform	ND	ug/L	5.0	1		11/24/22 02:00	67-66-3	
Chloromethane	ND	ug/L	5.0	1		11/24/22 02:00	74-87-3	
2-Chlorotoluene	ND	ug/L	5.0	1		11/24/22 02:00	95-49-8	
4-Chlorotoluene	ND	ug/L	5.0	1		11/24/22 02:00	106-43-4	
Dibromochloromethane	ND	ug/L	5.0	1		11/24/22 02:00	124-48-1	
1,2-Dibromoethane (EDB)	ND	ug/L	5.0	1		11/24/22 02:00	106-93-4	
Dibromomethane	ND	ug/L	5.0	1		11/24/22 02:00	74-95-3	
1,2-Dichlorobenzene	ND	ug/L	5.0	1		11/24/22 02:00	95-50-1	
1,3-Dichlorobenzene	ND	ug/L	5.0	1		11/24/22 02:00	541-73-1	
1,4-Dichlorobenzene	ND	ug/L	5.0	1		11/24/22 02:00	106-46-7	
trans-1,4-Dichloro-2-butene	ND	ug/L	100	1		11/24/22 02:00	110-57-6	
Dichlorodifluoromethane	ND	ug/L	5.0	1		11/24/22 02:00	75-71-8	
1,1-Dichloroethane	ND	ug/L	5.0	1		11/24/22 02:00	75-34-3	
1,2-Dichloroethane	ND	ug/L	5.0	1		11/24/22 02:00	107-06-2	
1,1-Dichloroethene	ND	ug/L	5.0	1		11/24/22 02:00	75-35-4	
cis-1,2-Dichloroethene	**8.6**	ug/L	5.0	1		11/24/22 02:00	156-59-2	
trans-1,2-Dichloroethene	ND	ug/L	5.0	1		11/24/22 02:00	156-60-5	
1,2-Dichloropropane	ND	ug/L	5.0	1		11/24/22 02:00	78-87-5	
1,3-Dichloropropane	ND	ug/L	5.0	1		11/24/22 02:00	142-28-9	
2,2-Dichloropropane	ND	ug/L	5.0	1		11/24/22 02:00	594-20-7	
1,1-Dichloropropene	ND	ug/L	5.0	1		11/24/22 02:00	563-58-6	
cis-1,3-Dichloropropene	ND	ug/L	5.0	1		11/24/22 02:00	10061-01-5	
trans-1,3-Dichloropropene	ND	ug/L	5.0	1		11/24/22 02:00	10061-02-6	
Ethylbenzene	ND	ug/L	5.0	1		11/24/22 02:00	100-41-4	
Ethyl methacrylate	ND	ug/L	100	1		11/24/22 02:00	97-63-2	
Hexachloro-1,3-butadiene	ND	ug/L	5.0	1		11/24/22 02:00	87-68-3	
n-Hexane	ND	ug/L	5.0	1		11/24/22 02:00	110-54-3	
2-Hexanone	ND	ug/L	25.0	1		11/24/22 02:00	591-78-6	
Iodomethane	ND	ug/L	10.0	1		11/24/22 02:00	74-88-4	

This report shall not be reproduced, except in full,
without the written consent of Pace Analytical Services, LLC.

Pace Analytical Services, LLC
7726 Moller Road
Indianapolis, IN 46268
(317)228-3100

ANALYTICAL RESULTS

Project: HRID 4Q2022
Pace Project No.: 50331564

Sample: MW-33 **Lab ID: 50331564024** Collected: 11/16/22 15:35 Received: 11/18/22 16:00 Matrix: Water

Parameters	Results	Units	Report Limit	DF	Prepared	Analyzed	CAS No.	Qual
8260 MSV Indiana	Analytical Method: EPA 5030/8260							
	Pace Analytical Services - Indianapolis							
Isopropylbenzene (Cumene)	ND	ug/L	5.0	1		11/24/22 02:00	98-82-8	
p-Isopropyltoluene	ND	ug/L	5.0	1		11/24/22 02:00	99-87-6	
Methylene Chloride	ND	ug/L	5.0	1		11/24/22 02:00	75-09-2	
1-Methylnaphthalene	ND	ug/L	10.0	1		11/24/22 02:00	90-12-0	
2-Methylnaphthalene	ND	ug/L	10.0	1		11/24/22 02:00	91-57-6	
4-Methyl-2-pentanone (MIBK)	ND	ug/L	25.0	1		11/24/22 02:00	108-10-1	
Methyl-tert-butyl ether	ND	ug/L	4.0	1		11/24/22 02:00	1634-04-4	
Naphthalene	ND	ug/L	1.2	1		11/24/22 02:00	91-20-3	
n-Propylbenzene	ND	ug/L	5.0	1		11/24/22 02:00	103-65-1	
Styrene	ND	ug/L	5.0	1		11/24/22 02:00	100-42-5	
1,1,1,2-Tetrachloroethane	ND	ug/L	5.0	1		11/24/22 02:00	630-20-6	
1,1,2,2-Tetrachloroethane	ND	ug/L	5.0	1		11/24/22 02:00	79-34-5	
Tetrachloroethene	**27.2**	ug/L	5.0	1		11/24/22 02:00	127-18-4	
Toluene	ND	ug/L	5.0	1		11/24/22 02:00	108-88-3	
1,2,3-Trichlorobenzene	ND	ug/L	5.0	1		11/24/22 02:00	87-61-6	
1,2,4-Trichlorobenzene	ND	ug/L	5.0	1		11/24/22 02:00	120-82-1	
1,1,1-Trichloroethane	ND	ug/L	5.0	1		11/24/22 02:00	71-55-6	
1,1,2-Trichloroethane	ND	ug/L	5.0	1		11/24/22 02:00	79-00-5	
Trichloroethene	**38.5**	ug/L	5.0	1		11/24/22 02:00	79-01-6	
Trichlorofluoromethane	ND	ug/L	5.0	1		11/24/22 02:00	75-69-4	
1,2,3-Trichloropropane	ND	ug/L	5.0	1		11/24/22 02:00	96-18-4	
1,2,4-Trimethylbenzene	ND	ug/L	5.0	1		11/24/22 02:00	95-63-6	
1,3,5-Trimethylbenzene	ND	ug/L	5.0	1		11/24/22 02:00	108-67-8	
Vinyl acetate	ND	ug/L	50.0	1		11/24/22 02:00	108-05-4	
Vinyl chloride	ND	ug/L	2.0	1		11/24/22 02:00	75-01-4	
Xylene (Total)	ND	ug/L	10.0	1		11/24/22 02:00	1330-20-7	
Surrogates								
Dibromofluoromethane (S)	95	%.	82-128	1		11/24/22 02:00	1868-53-7	
4-Bromofluorobenzene (S)	98	%.	79-124	1		11/24/22 02:00	460-00-4	
Toluene-d8 (S)	100	%.	73-122	1		11/24/22 02:00	2037-26-5	

This report shall not be reproduced, except in full,
without the written consent of Pace Analytical Services, LLC.

Pace Analytical Services, LLC
7726 Moller Road
Indianapolis, IN 46268
(317)228-3100

ANALYTICAL RESULTS

Project: HRID 4Q2022
Pace Project No.: 50331564

Sample: MW-33D **Lab ID: 50331564025** Collected: 11/16/22 16:05 Received: 11/18/22 16:00 Matrix: Water

Parameters	Results	Units	Report Limit	DF	Prepared	Analyzed	CAS No.	Qual
8260 MSV Indiana	Analytical Method: EPA 5030/8260							
	Pace Analytical Services - Indianapolis							
Acetone	ND	ug/L	100	1		11/24/22 02:30	67-64-1	
Acrolein	ND	ug/L	50.0	1		11/24/22 02:30	107-02-8	
Acrylonitrile	ND	ug/L	100	1		11/24/22 02:30	107-13-1	
Benzene	ND	ug/L	5.0	1		11/24/22 02:30	71-43-2	
Bromobenzene	ND	ug/L	5.0	1		11/24/22 02:30	108-86-1	
Bromochloromethane	ND	ug/L	5.0	1		11/24/22 02:30	74-97-5	
Bromodichloromethane	ND	ug/L	5.0	1		11/24/22 02:30	75-27-4	
Bromoform	ND	ug/L	5.0	1		11/24/22 02:30	75-25-2	
Bromomethane	ND	ug/L	5.0	1		11/24/22 02:30	74-83-9	
2-Butanone (MEK)	ND	ug/L	25.0	1		11/24/22 02:30	78-93-3	
n-Butylbenzene	ND	ug/L	5.0	1		11/24/22 02:30	104-51-8	
sec-Butylbenzene	ND	ug/L	5.0	1		11/24/22 02:30	135-98-8	
tert-Butylbenzene	ND	ug/L	5.0	1		11/24/22 02:30	98-06-6	
Carbon disulfide	ND	ug/L	10.0	1		11/24/22 02:30	75-15-0	
Carbon tetrachloride	ND	ug/L	5.0	1		11/24/22 02:30	56-23-5	
Chlorobenzene	ND	ug/L	5.0	1		11/24/22 02:30	108-90-7	
Chloroethane	ND	ug/L	5.0	1		11/24/22 02:30	75-00-3	
Chloroform	ND	ug/L	5.0	1		11/24/22 02:30	67-66-3	
Chloromethane	ND	ug/L	5.0	1		11/24/22 02:30	74-87-3	
2-Chlorotoluene	ND	ug/L	5.0	1		11/24/22 02:30	95-49-8	
4-Chlorotoluene	ND	ug/L	5.0	1		11/24/22 02:30	106-43-4	
Dibromochloromethane	ND	ug/L	5.0	1		11/24/22 02:30	124-48-1	
1,2-Dibromoethane (EDB)	ND	ug/L	5.0	1		11/24/22 02:30	106-93-4	
Dibromomethane	ND	ug/L	5.0	1		11/24/22 02:30	74-95-3	
1,2-Dichlorobenzene	ND	ug/L	5.0	1		11/24/22 02:30	95-50-1	
1,3-Dichlorobenzene	ND	ug/L	5.0	1		11/24/22 02:30	541-73-1	
1,4-Dichlorobenzene	ND	ug/L	5.0	1		11/24/22 02:30	106-46-7	
trans-1,4-Dichloro-2-butene	ND	ug/L	100	1		11/24/22 02:30	110-57-6	
Dichlorodifluoromethane	ND	ug/L	5.0	1		11/24/22 02:30	75-71-8	
1,1-Dichloroethane	ND	ug/L	5.0	1		11/24/22 02:30	75-34-3	
1,2-Dichloroethane	ND	ug/L	5.0	1		11/24/22 02:30	107-06-2	
1,1-Dichloroethene	ND	ug/L	5.0	1		11/24/22 02:30	75-35-4	
cis-1,2-Dichloroethene	ND	ug/L	5.0	1		11/24/22 02:30	156-59-2	
trans-1,2-Dichloroethene	ND	ug/L	5.0	1		11/24/22 02:30	156-60-5	
1,2-Dichloropropane	ND	ug/L	5.0	1		11/24/22 02:30	78-87-5	
1,3-Dichloropropane	ND	ug/L	5.0	1		11/24/22 02:30	142-28-9	
2,2-Dichloropropane	ND	ug/L	5.0	1		11/24/22 02:30	594-20-7	
1,1-Dichloropropene	ND	ug/L	5.0	1		11/24/22 02:30	563-58-6	
cis-1,3-Dichloropropene	ND	ug/L	5.0	1		11/24/22 02:30	10061-01-5	
trans-1,3-Dichloropropene	ND	ug/L	5.0	1		11/24/22 02:30	10061-02-6	
Ethylbenzene	ND	ug/L	5.0	1		11/24/22 02:30	100-41-4	
Ethyl methacrylate	ND	ug/L	100	1		11/24/22 02:30	97-63-2	
Hexachloro-1,3-butadiene	ND	ug/L	5.0	1		11/24/22 02:30	87-68-3	
n-Hexane	ND	ug/L	5.0	1		11/24/22 02:30	110-54-3	
2-Hexanone	ND	ug/L	25.0	1		11/24/22 02:30	591-78-6	
Iodomethane	ND	ug/L	10.0	1		11/24/22 02:30	74-88-4	

This report shall not be reproduced, except in full,
without the written consent of Pace Analytical Services, LLC.

Pace Analytical Services, LLC
7726 Moller Road
Indianapolis, IN 46268
(317)228-3100

ANALYTICAL RESULTS

Project: HRID 4Q2022
Pace Project No.: 50331564

Sample: MW-33D **Lab ID: 50331564025** Collected: 11/16/22 16:05 Received: 11/18/22 16:00 Matrix: Water

Parameters	Results	Units	Report Limit	DF	Prepared	Analyzed	CAS No.	Qual
8260 MSV Indiana	Analytical Method: EPA 5030/8260							
	Pace Analytical Services - Indianapolis							
Isopropylbenzene (Cumene)	ND	ug/L	5.0	1		11/24/22 02:30	98-82-8	
p-Isopropyltoluene	ND	ug/L	5.0	1		11/24/22 02:30	99-87-6	
Methylene Chloride	ND	ug/L	5.0	1		11/24/22 02:30	75-09-2	
1-Methylnaphthalene	ND	ug/L	10.0	1		11/24/22 02:30	90-12-0	
2-Methylnaphthalene	ND	ug/L	10.0	1		11/24/22 02:30	91-57-6	
4-Methyl-2-pentanone (MIBK)	ND	ug/L	25.0	1		11/24/22 02:30	108-10-1	
Methyl-tert-butyl ether	ND	ug/L	4.0	1		11/24/22 02:30	1634-04-4	
Naphthalene	ND	ug/L	1.2	1		11/24/22 02:30	91-20-3	
n-Propylbenzene	ND	ug/L	5.0	1		11/24/22 02:30	103-65-1	
Styrene	ND	ug/L	5.0	1		11/24/22 02:30	100-42-5	
1,1,1,2-Tetrachloroethane	ND	ug/L	5.0	1		11/24/22 02:30	630-20-6	
1,1,2,2-Tetrachloroethane	ND	ug/L	5.0	1		11/24/22 02:30	79-34-5	
Tetrachloroethene	**19.3**	ug/L	5.0	1		11/24/22 02:30	127-18-4	
Toluene	ND	ug/L	5.0	1		11/24/22 02:30	108-88-3	
1,2,3-Trichlorobenzene	ND	ug/L	5.0	1		11/24/22 02:30	87-61-6	
1,2,4-Trichlorobenzene	ND	ug/L	5.0	1		11/24/22 02:30	120-82-1	
1,1,1-Trichloroethane	ND	ug/L	5.0	1		11/24/22 02:30	71-55-6	
1,1,2-Trichloroethane	ND	ug/L	5.0	1		11/24/22 02:30	79-00-5	
Trichloroethene	**46.7**	ug/L	5.0	1		11/24/22 02:30	79-01-6	
Trichlorofluoromethane	ND	ug/L	5.0	1		11/24/22 02:30	75-69-4	
1,2,3-Trichloropropane	ND	ug/L	5.0	1		11/24/22 02:30	96-18-4	
1,2,4-Trimethylbenzene	ND	ug/L	5.0	1		11/24/22 02:30	95-63-6	
1,3,5-Trimethylbenzene	ND	ug/L	5.0	1		11/24/22 02:30	108-67-8	
Vinyl acetate	ND	ug/L	50.0	1		11/24/22 02:30	108-05-4	
Vinyl chloride	ND	ug/L	2.0	1		11/24/22 02:30	75-01-4	
Xylene (Total)	ND	ug/L	10.0	1		11/24/22 02:30	1330-20-7	
Surrogates								
Dibromofluoromethane (S)	97	%.	82-128	1		11/24/22 02:30	1868-53-7	
4-Bromofluorobenzene (S)	99	%.	79-124	1		11/24/22 02:30	460-00-4	
Toluene-d8 (S)	100	%.	73-122	1		11/24/22 02:30	2037-26-5	

This report shall not be reproduced, except in full,
without the written consent of Pace Analytical Services, LLC.

Pace Analytical Services, LLC
7726 Moller Road
Indianapolis, IN 46268
(317)228-3100

ANALYTICAL RESULTS

Project: HRID 4Q2022
Pace Project No.: 50331564

Sample: MW-10 **Lab ID: 50331564026** Collected: 11/16/22 11:14 Received: 11/18/22 16:00 Matrix: Water

Parameters	Results	Units	Report Limit	DF	Prepared	Analyzed	CAS No.	Qual
8260 MSV Indiana	Analytical Method: EPA 5030/8260							
	Pace Analytical Services - Indianapolis							
Acetone	ND	ug/L	100	1		11/24/22 03:01	67-64-1	
Acrolein	ND	ug/L	50.0	1		11/24/22 03:01	107-02-8	
Acrylonitrile	ND	ug/L	100	1		11/24/22 03:01	107-13-1	
Benzene	ND	ug/L	5.0	1		11/24/22 03:01	71-43-2	
Bromobenzene	ND	ug/L	5.0	1		11/24/22 03:01	108-86-1	
Bromochloromethane	ND	ug/L	5.0	1		11/24/22 03:01	74-97-5	
Bromodichloromethane	ND	ug/L	5.0	1		11/24/22 03:01	75-27-4	
Bromoform	ND	ug/L	5.0	1		11/24/22 03:01	75-25-2	
Bromomethane	ND	ug/L	5.0	1		11/24/22 03:01	74-83-9	
2-Butanone (MEK)	ND	ug/L	25.0	1		11/24/22 03:01	78-93-3	
n-Butylbenzene	ND	ug/L	5.0	1		11/24/22 03:01	104-51-8	
sec-Butylbenzene	ND	ug/L	5.0	1		11/24/22 03:01	135-98-8	
tert-Butylbenzene	ND	ug/L	5.0	1		11/24/22 03:01	98-06-6	
Carbon disulfide	ND	ug/L	10.0	1		11/24/22 03:01	75-15-0	
Carbon tetrachloride	ND	ug/L	5.0	1		11/24/22 03:01	56-23-5	
Chlorobenzene	ND	ug/L	5.0	1		11/24/22 03:01	108-90-7	
Chloroethane	ND	ug/L	5.0	1		11/24/22 03:01	75-00-3	
Chloroform	ND	ug/L	5.0	1		11/24/22 03:01	67-66-3	
Chloromethane	ND	ug/L	5.0	1		11/24/22 03:01	74-87-3	
2-Chlorotoluene	ND	ug/L	5.0	1		11/24/22 03:01	95-49-8	
4-Chlorotoluene	ND	ug/L	5.0	1		11/24/22 03:01	106-43-4	
Dibromochloromethane	ND	ug/L	5.0	1		11/24/22 03:01	124-48-1	
1,2-Dibromoethane (EDB)	ND	ug/L	5.0	1		11/24/22 03:01	106-93-4	
Dibromomethane	ND	ug/L	5.0	1		11/24/22 03:01	74-95-3	
1,2-Dichlorobenzene	ND	ug/L	5.0	1		11/24/22 03:01	95-50-1	
1,3-Dichlorobenzene	ND	ug/L	5.0	1		11/24/22 03:01	541-73-1	
1,4-Dichlorobenzene	ND	ug/L	5.0	1		11/24/22 03:01	106-46-7	
trans-1,4-Dichloro-2-butene	ND	ug/L	100	1		11/24/22 03:01	110-57-6	
Dichlorodifluoromethane	ND	ug/L	5.0	1		11/24/22 03:01	75-71-8	
1,1-Dichloroethane	ND	ug/L	5.0	1		11/24/22 03:01	75-34-3	
1,2-Dichloroethane	ND	ug/L	5.0	1		11/24/22 03:01	107-06-2	
1,1-Dichloroethene	ND	ug/L	5.0	1		11/24/22 03:01	75-35-4	
cis-1,2-Dichloroethene	ND	ug/L	5.0	1		11/24/22 03:01	156-59-2	
trans-1,2-Dichloroethene	ND	ug/L	5.0	1		11/24/22 03:01	156-60-5	
1,2-Dichloropropane	ND	ug/L	5.0	1		11/24/22 03:01	78-87-5	
1,3-Dichloropropane	ND	ug/L	5.0	1		11/24/22 03:01	142-28-9	
2,2-Dichloropropane	ND	ug/L	5.0	1		11/24/22 03:01	594-20-7	
1,1-Dichloropropene	ND	ug/L	5.0	1		11/24/22 03:01	563-58-6	
cis-1,3-Dichloropropene	ND	ug/L	5.0	1		11/24/22 03:01	10061-01-5	
trans-1,3-Dichloropropene	ND	ug/L	5.0	1		11/24/22 03:01	10061-02-6	
Ethylbenzene	ND	ug/L	5.0	1		11/24/22 03:01	100-41-4	
Ethyl methacrylate	ND	ug/L	100	1		11/24/22 03:01	97-63-2	
Hexachloro-1,3-butadiene	ND	ug/L	5.0	1		11/24/22 03:01	87-68-3	
n-Hexane	ND	ug/L	5.0	1		11/24/22 03:01	110-54-3	
2-Hexanone	ND	ug/L	25.0	1		11/24/22 03:01	591-78-6	
Iodomethane	ND	ug/L	10.0	1		11/24/22 03:01	74-88-4	

This report shall not be reproduced, except in full,
without the written consent of Pace Analytical Services, LLC.

Pace Analytical Services, LLC
7726 Moller Road
Indianapolis, IN 46268
(317)228-3100

ANALYTICAL RESULTS

Project: HRID 4Q2022
Pace Project No.: 50331564

Sample: MW-10 **Lab ID: 50331564026** Collected: 11/16/22 11:14 Received: 11/18/22 16:00 Matrix: Water

Parameters	Results	Units	Report Limit	DF	Prepared	Analyzed	CAS No.	Qual
8260 MSV Indiana	Analytical Method: EPA 5030/8260							
	Pace Analytical Services - Indianapolis							
Isopropylbenzene (Cumene)	ND	ug/L	5.0	1		11/24/22 03:01	98-82-8	
p-Isopropyltoluene	ND	ug/L	5.0	1		11/24/22 03:01	99-87-6	
Methylene Chloride	ND	ug/L	5.0	1		11/24/22 03:01	75-09-2	
1-Methylnaphthalene	ND	ug/L	10.0	1		11/24/22 03:01	90-12-0	
2-Methylnaphthalene	ND	ug/L	10.0	1		11/24/22 03:01	91-57-6	
4-Methyl-2-pentanone (MIBK)	ND	ug/L	25.0	1		11/24/22 03:01	108-10-1	
Methyl-tert-butyl ether	ND	ug/L	4.0	1		11/24/22 03:01	1634-04-4	
Naphthalene	ND	ug/L	1.2	1		11/24/22 03:01	91-20-3	
n-Propylbenzene	ND	ug/L	5.0	1		11/24/22 03:01	103-65-1	
Styrene	ND	ug/L	5.0	1		11/24/22 03:01	100-42-5	
1,1,1,2-Tetrachloroethane	ND	ug/L	5.0	1		11/24/22 03:01	630-20-6	
1,1,2,2-Tetrachloroethane	ND	ug/L	5.0	1		11/24/22 03:01	79-34-5	
Tetrachloroethene	ND	ug/L	5.0	1		11/24/22 03:01	127-18-4	
Toluene	ND	ug/L	5.0	1		11/24/22 03:01	108-88-3	
1,2,3-Trichlorobenzene	ND	ug/L	5.0	1		11/24/22 03:01	87-61-6	
1,2,4-Trichlorobenzene	ND	ug/L	5.0	1		11/24/22 03:01	120-82-1	
1,1,1-Trichloroethane	ND	ug/L	5.0	1		11/24/22 03:01	71-55-6	
1,1,2-Trichloroethane	ND	ug/L	5.0	1		11/24/22 03:01	79-00-5	
Trichloroethene	ND	ug/L	5.0	1		11/24/22 03:01	79-01-6	
Trichlorofluoromethane	ND	ug/L	5.0	1		11/24/22 03:01	75-69-4	
1,2,3-Trichloropropane	ND	ug/L	5.0	1		11/24/22 03:01	96-18-4	
1,2,4-Trimethylbenzene	ND	ug/L	5.0	1		11/24/22 03:01	95-63-6	
1,3,5-Trimethylbenzene	ND	ug/L	5.0	1		11/24/22 03:01	108-67-8	
Vinyl acetate	ND	ug/L	50.0	1		11/24/22 03:01	108-05-4	
Vinyl chloride	ND	ug/L	2.0	1		11/24/22 03:01	75-01-4	
Xylene (Total)	ND	ug/L	10.0	1		11/24/22 03:01	1330-20-7	
Surrogates								
Dibromofluoromethane (S)	97	%.	82-128	1		11/24/22 03:01	1868-53-7	
4-Bromofluorobenzene (S)	98	%.	79-124	1		11/24/22 03:01	460-00-4	
Toluene-d8 (S)	99	%.	73-122	1		11/24/22 03:01	2037-26-5	

This report shall not be reproduced, except in full,
without the written consent of Pace Analytical Services, LLC.

Pace Analytical Services, LLC
7726 Moller Road
Indianapolis, IN 46268
(317)228-3100

ANALYTICAL RESULTS

Project: HRID 4Q2022
Pace Project No.: 50331564

Sample: MW-51 **Lab ID: 50331564027** Collected: 11/16/22 13:07 Received: 11/18/22 16:00 Matrix: Water

Parameters	Results	Units	Report Limit	DF	Prepared	Analyzed	CAS No.	Qual
8260 MSV Indiana	Analytical Method: EPA 5030/8260							
	Pace Analytical Services - Indianapolis							
Acetone	ND	ug/L	100	1		11/24/22 03:31	67-64-1	
Acrolein	ND	ug/L	50.0	1		11/24/22 03:31	107-02-8	
Acrylonitrile	ND	ug/L	100	1		11/24/22 03:31	107-13-1	
Benzene	ND	ug/L	5.0	1		11/24/22 03:31	71-43-2	
Bromobenzene	ND	ug/L	5.0	1		11/24/22 03:31	108-86-1	
Bromochloromethane	ND	ug/L	5.0	1		11/24/22 03:31	74-97-5	
Bromodichloromethane	ND	ug/L	5.0	1		11/24/22 03:31	75-27-4	
Bromoform	ND	ug/L	5.0	1		11/24/22 03:31	75-25-2	
Bromomethane	ND	ug/L	5.0	1		11/24/22 03:31	74-83-9	
2-Butanone (MEK)	ND	ug/L	25.0	1		11/24/22 03:31	78-93-3	
n-Butylbenzene	ND	ug/L	5.0	1		11/24/22 03:31	104-51-8	
sec-Butylbenzene	ND	ug/L	5.0	1		11/24/22 03:31	135-98-8	
tert-Butylbenzene	ND	ug/L	5.0	1		11/24/22 03:31	98-06-6	
Carbon disulfide	ND	ug/L	10.0	1		11/24/22 03:31	75-15-0	
Carbon tetrachloride	ND	ug/L	5.0	1		11/24/22 03:31	56-23-5	
Chlorobenzene	ND	ug/L	5.0	1		11/24/22 03:31	108-90-7	
Chloroethane	ND	ug/L	5.0	1		11/24/22 03:31	75-00-3	
Chloroform	ND	ug/L	5.0	1		11/24/22 03:31	67-66-3	
Chloromethane	ND	ug/L	5.0	1		11/24/22 03:31	74-87-3	
2-Chlorotoluene	ND	ug/L	5.0	1		11/24/22 03:31	95-49-8	
4-Chlorotoluene	ND	ug/L	5.0	1		11/24/22 03:31	106-43-4	
Dibromochloromethane	ND	ug/L	5.0	1		11/24/22 03:31	124-48-1	
1,2-Dibromoethane (EDB)	ND	ug/L	5.0	1		11/24/22 03:31	106-93-4	
Dibromomethane	ND	ug/L	5.0	1		11/24/22 03:31	74-95-3	
1,2-Dichlorobenzene	ND	ug/L	5.0	1		11/24/22 03:31	95-50-1	
1,3-Dichlorobenzene	ND	ug/L	5.0	1		11/24/22 03:31	541-73-1	
1,4-Dichlorobenzene	ND	ug/L	5.0	1		11/24/22 03:31	106-46-7	
trans-1,4-Dichloro-2-butene	ND	ug/L	100	1		11/24/22 03:31	110-57-6	
Dichlorodifluoromethane	ND	ug/L	5.0	1		11/24/22 03:31	75-71-8	
1,1-Dichloroethane	ND	ug/L	5.0	1		11/24/22 03:31	75-34-3	
1,2-Dichloroethane	ND	ug/L	5.0	1		11/24/22 03:31	107-06-2	
1,1-Dichloroethene	ND	ug/L	5.0	1		11/24/22 03:31	75-35-4	
cis-1,2-Dichloroethene	ND	ug/L	5.0	1		11/24/22 03:31	156-59-2	
trans-1,2-Dichloroethene	ND	ug/L	5.0	1		11/24/22 03:31	156-60-5	
1,2-Dichloropropane	ND	ug/L	5.0	1		11/24/22 03:31	78-87-5	
1,3-Dichloropropane	ND	ug/L	5.0	1		11/24/22 03:31	142-28-9	
2,2-Dichloropropane	ND	ug/L	5.0	1		11/24/22 03:31	594-20-7	
1,1-Dichloropropene	ND	ug/L	5.0	1		11/24/22 03:31	563-58-6	
cis-1,3-Dichloropropene	ND	ug/L	5.0	1		11/24/22 03:31	10061-01-5	
trans-1,3-Dichloropropene	ND	ug/L	5.0	1		11/24/22 03:31	10061-02-6	
Ethylbenzene	ND	ug/L	5.0	1		11/24/22 03:31	100-41-4	
Ethyl methacrylate	ND	ug/L	100	1		11/24/22 03:31	97-63-2	
Hexachloro-1,3-butadiene	ND	ug/L	5.0	1		11/24/22 03:31	87-68-3	
n-Hexane	ND	ug/L	5.0	1		11/24/22 03:31	110-54-3	
2-Hexanone	ND	ug/L	25.0	1		11/24/22 03:31	591-78-6	
Iodomethane	ND	ug/L	10.0	1		11/24/22 03:31	74-88-4	

This report shall not be reproduced, except in full,
without the written consent of Pace Analytical Services, LLC.

Pace Analytical Services, LLC
7726 Moller Road
Indianapolis, IN 46268
(317)228-3100

ANALYTICAL RESULTS

Project: HRID 4Q2022
Pace Project No.: 50331564

Sample: MW-51 **Lab ID: 50331564027** Collected: 11/16/22 13:07 Received: 11/18/22 16:00 Matrix: Water

Parameters	Results	Units	Report Limit	DF	Prepared	Analyzed	CAS No.	Qual
8260 MSV Indiana	Analytical Method: EPA 5030/8260							
	Pace Analytical Services - Indianapolis							
Isopropylbenzene (Cumene)	ND	ug/L	5.0	1		11/24/22 03:31	98-82-8	
p-Isopropyltoluene	ND	ug/L	5.0	1		11/24/22 03:31	99-87-6	
Methylene Chloride	ND	ug/L	5.0	1		11/24/22 03:31	75-09-2	
1-Methylnaphthalene	ND	ug/L	10.0	1		11/24/22 03:31	90-12-0	
2-Methylnaphthalene	ND	ug/L	10.0	1		11/24/22 03:31	91-57-6	
4-Methyl-2-pentanone (MIBK)	ND	ug/L	25.0	1		11/24/22 03:31	108-10-1	
Methyl-tert-butyl ether	ND	ug/L	4.0	1		11/24/22 03:31	1634-04-4	
Naphthalene	ND	ug/L	1.2	1		11/24/22 03:31	91-20-3	
n-Propylbenzene	ND	ug/L	5.0	1		11/24/22 03:31	103-65-1	
Styrene	ND	ug/L	5.0	1		11/24/22 03:31	100-42-5	
1,1,1,2-Tetrachloroethane	ND	ug/L	5.0	1		11/24/22 03:31	630-20-6	
1,1,2,2-Tetrachloroethane	ND	ug/L	5.0	1		11/24/22 03:31	79-34-5	
Tetrachloroethene	ND	ug/L	5.0	1		11/24/22 03:31	127-18-4	
Toluene	ND	ug/L	5.0	1		11/24/22 03:31	108-88-3	
1,2,3-Trichlorobenzene	ND	ug/L	5.0	1		11/24/22 03:31	87-61-6	
1,2,4-Trichlorobenzene	ND	ug/L	5.0	1		11/24/22 03:31	120-82-1	
1,1,1-Trichloroethane	ND	ug/L	5.0	1		11/24/22 03:31	71-55-6	
1,1,2-Trichloroethane	ND	ug/L	5.0	1		11/24/22 03:31	79-00-5	
Trichloroethene	ND	ug/L	5.0	1		11/24/22 03:31	79-01-6	
Trichlorofluoromethane	ND	ug/L	5.0	1		11/24/22 03:31	75-69-4	
1,2,3-Trichloropropane	ND	ug/L	5.0	1		11/24/22 03:31	96-18-4	
1,2,4-Trimethylbenzene	ND	ug/L	5.0	1		11/24/22 03:31	95-63-6	
1,3,5-Trimethylbenzene	ND	ug/L	5.0	1		11/24/22 03:31	108-67-8	
Vinyl acetate	ND	ug/L	50.0	1		11/24/22 03:31	108-05-4	
Vinyl chloride	ND	ug/L	2.0	1		11/24/22 03:31	75-01-4	
Xylene (Total)	ND	ug/L	10.0	1		11/24/22 03:31	1330-20-7	
Surrogates								
Dibromofluoromethane (S)	96	%.	82-128	1		11/24/22 03:31	1868-53-7	
4-Bromofluorobenzene (S)	98	%.	79-124	1		11/24/22 03:31	460-00-4	
Toluene-d8 (S)	100	%.	73-122	1		11/24/22 03:31	2037-26-5	

This report shall not be reproduced, except in full,
without the written consent of Pace Analytical Services, LLC.

Pace Analytical Services, LLC
7726 Moller Road
Indianapolis, IN 46268
(317)228-3100

ANALYTICAL RESULTS

Project: HRID 4Q2022
Pace Project No.: 50331564

Sample: MW-50S **Lab ID: 50331564028** Collected: 11/16/22 14:47 Received: 11/18/22 16:00 Matrix: Water

Parameters	Results	Units	Report Limit	DF	Prepared	Analyzed	CAS No.	Qual
8260 MSV Indiana	Analytical Method: EPA 5030/8260							
	Pace Analytical Services - Indianapolis							
Acetone	ND	ug/L	100	1		11/24/22 04:02	67-64-1	
Acrolein	ND	ug/L	50.0	1		11/24/22 04:02	107-02-8	
Acrylonitrile	ND	ug/L	100	1		11/24/22 04:02	107-13-1	
Benzene	ND	ug/L	5.0	1		11/24/22 04:02	71-43-2	
Bromobenzene	ND	ug/L	5.0	1		11/24/22 04:02	108-86-1	
Bromochloromethane	ND	ug/L	5.0	1		11/24/22 04:02	74-97-5	
Bromodichloromethane	ND	ug/L	5.0	1		11/24/22 04:02	75-27-4	
Bromoform	ND	ug/L	5.0	1		11/24/22 04:02	75-25-2	
Bromomethane	ND	ug/L	5.0	1		11/24/22 04:02	74-83-9	
2-Butanone (MEK)	ND	ug/L	25.0	1		11/24/22 04:02	78-93-3	
n-Butylbenzene	ND	ug/L	5.0	1		11/24/22 04:02	104-51-8	
sec-Butylbenzene	ND	ug/L	5.0	1		11/24/22 04:02	135-98-8	
tert-Butylbenzene	ND	ug/L	5.0	1		11/24/22 04:02	98-06-6	
Carbon disulfide	ND	ug/L	10.0	1		11/24/22 04:02	75-15-0	
Carbon tetrachloride	ND	ug/L	5.0	1		11/24/22 04:02	56-23-5	
Chlorobenzene	ND	ug/L	5.0	1		11/24/22 04:02	108-90-7	
Chloroethane	ND	ug/L	5.0	1		11/24/22 04:02	75-00-3	
Chloroform	ND	ug/L	5.0	1		11/24/22 04:02	67-66-3	
Chloromethane	ND	ug/L	5.0	1		11/24/22 04:02	74-87-3	
2-Chlorotoluene	ND	ug/L	5.0	1		11/24/22 04:02	95-49-8	
4-Chlorotoluene	ND	ug/L	5.0	1		11/24/22 04:02	106-43-4	
Dibromochloromethane	ND	ug/L	5.0	1		11/24/22 04:02	124-48-1	
1,2-Dibromoethane (EDB)	ND	ug/L	5.0	1		11/24/22 04:02	106-93-4	
Dibromomethane	ND	ug/L	5.0	1		11/24/22 04:02	74-95-3	
1,2-Dichlorobenzene	ND	ug/L	5.0	1		11/24/22 04:02	95-50-1	
1,3-Dichlorobenzene	ND	ug/L	5.0	1		11/24/22 04:02	541-73-1	
1,4-Dichlorobenzene	ND	ug/L	5.0	1		11/24/22 04:02	106-46-7	
trans-1,4-Dichloro-2-butene	ND	ug/L	100	1		11/24/22 04:02	110-57-6	
Dichlorodifluoromethane	ND	ug/L	5.0	1		11/24/22 04:02	75-71-8	
1,1-Dichloroethane	ND	ug/L	5.0	1		11/24/22 04:02	75-34-3	
1,2-Dichloroethane	ND	ug/L	5.0	1		11/24/22 04:02	107-06-2	
1,1-Dichloroethene	ND	ug/L	5.0	1		11/24/22 04:02	75-35-4	
cis-1,2-Dichloroethene	ND	ug/L	5.0	1		11/24/22 04:02	156-59-2	
trans-1,2-Dichloroethene	ND	ug/L	5.0	1		11/24/22 04:02	156-60-5	
1,2-Dichloropropane	ND	ug/L	5.0	1		11/24/22 04:02	78-87-5	
1,3-Dichloropropane	ND	ug/L	5.0	1		11/24/22 04:02	142-28-9	
2,2-Dichloropropane	ND	ug/L	5.0	1		11/24/22 04:02	594-20-7	
1,1-Dichloropropene	ND	ug/L	5.0	1		11/24/22 04:02	563-58-6	
cis-1,3-Dichloropropene	ND	ug/L	5.0	1		11/24/22 04:02	10061-01-5	
trans-1,3-Dichloropropene	ND	ug/L	5.0	1		11/24/22 04:02	10061-02-6	
Ethylbenzene	ND	ug/L	5.0	1		11/24/22 04:02	100-41-4	
Ethyl methacrylate	ND	ug/L	100	1		11/24/22 04:02	97-63-2	
Hexachloro-1,3-butadiene	ND	ug/L	5.0	1		11/24/22 04:02	87-68-3	
n-Hexane	ND	ug/L	5.0	1		11/24/22 04:02	110-54-3	
2-Hexanone	ND	ug/L	25.0	1		11/24/22 04:02	591-78-6	
Iodomethane	ND	ug/L	10.0	1		11/24/22 04:02	74-88-4	

This report shall not be reproduced, except in full,
without the written consent of Pace Analytical Services, LLC.

Pace Analytical Services, LLC
7726 Moller Road
Indianapolis, IN 46268
(317)228-3100

ANALYTICAL RESULTS

Project: HRID 4Q2022
Pace Project No.: 50331564

Sample: MW-50S **Lab ID: 50331564028** Collected: 11/16/22 14:47 Received: 11/18/22 16:00 Matrix: Water

Parameters	Results	Units	Report Limit	DF	Prepared	Analyzed	CAS No.	Qual
8260 MSV Indiana	Analytical Method: EPA 5030/8260							
	Pace Analytical Services - Indianapolis							
Isopropylbenzene (Cumene)	ND	ug/L	5.0	1		11/24/22 04:02	98-82-8	
p-Isopropyltoluene	ND	ug/L	5.0	1		11/24/22 04:02	99-87-6	
Methylene Chloride	ND	ug/L	5.0	1		11/24/22 04:02	75-09-2	
1-Methylnaphthalene	ND	ug/L	10.0	1		11/24/22 04:02	90-12-0	
2-Methylnaphthalene	ND	ug/L	10.0	1		11/24/22 04:02	91-57-6	
4-Methyl-2-pentanone (MIBK)	ND	ug/L	25.0	1		11/24/22 04:02	108-10-1	
Methyl-tert-butyl ether	ND	ug/L	4.0	1		11/24/22 04:02	1634-04-4	
Naphthalene	ND	ug/L	1.2	1		11/24/22 04:02	91-20-3	
n-Propylbenzene	ND	ug/L	5.0	1		11/24/22 04:02	103-65-1	
Styrene	ND	ug/L	5.0	1		11/24/22 04:02	100-42-5	
1,1,1,2-Tetrachloroethane	ND	ug/L	5.0	1		11/24/22 04:02	630-20-6	
1,1,2,2-Tetrachloroethane	ND	ug/L	5.0	1		11/24/22 04:02	79-34-5	
Tetrachloroethene	ND	ug/L	5.0	1		11/24/22 04:02	127-18-4	
Toluene	ND	ug/L	5.0	1		11/24/22 04:02	108-88-3	
1,2,3-Trichlorobenzene	ND	ug/L	5.0	1		11/24/22 04:02	87-61-6	
1,2,4-Trichlorobenzene	ND	ug/L	5.0	1		11/24/22 04:02	120-82-1	
1,1,1-Trichloroethane	ND	ug/L	5.0	1		11/24/22 04:02	71-55-6	
1,1,2-Trichloroethane	ND	ug/L	5.0	1		11/24/22 04:02	79-00-5	
Trichloroethene	ND	ug/L	5.0	1		11/24/22 04:02	79-01-6	
Trichlorofluoromethane	ND	ug/L	5.0	1		11/24/22 04:02	75-69-4	
1,2,3-Trichloropropane	ND	ug/L	5.0	1		11/24/22 04:02	96-18-4	
1,2,4-Trimethylbenzene	ND	ug/L	5.0	1		11/24/22 04:02	95-63-6	
1,3,5-Trimethylbenzene	ND	ug/L	5.0	1		11/24/22 04:02	108-67-8	
Vinyl acetate	ND	ug/L	50.0	1		11/24/22 04:02	108-05-4	
Vinyl chloride	ND	ug/L	2.0	1		11/24/22 04:02	75-01-4	
Xylene (Total)	ND	ug/L	10.0	1		11/24/22 04:02	1330-20-7	
Surrogates								
Dibromofluoromethane (S)	97	%.	82-128	1		11/24/22 04:02	1868-53-7	
4-Bromofluorobenzene (S)	98	%.	79-124	1		11/24/22 04:02	460-00-4	
Toluene-d8 (S)	99	%.	73-122	1		11/24/22 04:02	2037-26-5	

This report shall not be reproduced, except in full,
without the written consent of Pace Analytical Services, LLC.

Pace Analytical Services, LLC
7726 Moller Road
Indianapolis, IN 46268
(317)228-3100

ANALYTICAL RESULTS

Project: HRID 4Q2022
Pace Project No.: 50331564

Sample: MW-40 **Lab ID: 50331564029** Collected: 11/16/22 08:40 Received: 11/18/22 16:00 Matrix: Water

Parameters	Results	Units	Report Limit	DF	Prepared	Analyzed	CAS No.	Qual
8260 MSV Indiana	Analytical Method: EPA 5030/8260							
	Pace Analytical Services - Indianapolis							
Acetone	ND	ug/L	100	1		11/24/22 04:32	67-64-1	
Acrolein	ND	ug/L	50.0	1		11/24/22 04:32	107-02-8	
Acrylonitrile	ND	ug/L	100	1		11/24/22 04:32	107-13-1	
Benzene	ND	ug/L	5.0	1		11/24/22 04:32	71-43-2	
Bromobenzene	ND	ug/L	5.0	1		11/24/22 04:32	108-86-1	
Bromochloromethane	ND	ug/L	5.0	1		11/24/22 04:32	74-97-5	
Bromodichloromethane	ND	ug/L	5.0	1		11/24/22 04:32	75-27-4	
Bromoform	ND	ug/L	5.0	1		11/24/22 04:32	75-25-2	
Bromomethane	ND	ug/L	5.0	1		11/24/22 04:32	74-83-9	
2-Butanone (MEK)	ND	ug/L	25.0	1		11/24/22 04:32	78-93-3	
n-Butylbenzene	ND	ug/L	5.0	1		11/24/22 04:32	104-51-8	
sec-Butylbenzene	ND	ug/L	5.0	1		11/24/22 04:32	135-98-8	
tert-Butylbenzene	ND	ug/L	5.0	1		11/24/22 04:32	98-06-6	
Carbon disulfide	ND	ug/L	10.0	1		11/24/22 04:32	75-15-0	
Carbon tetrachloride	ND	ug/L	5.0	1		11/24/22 04:32	56-23-5	
Chlorobenzene	ND	ug/L	5.0	1		11/24/22 04:32	108-90-7	
Chloroethane	ND	ug/L	5.0	1		11/24/22 04:32	75-00-3	
Chloroform	ND	ug/L	5.0	1		11/24/22 04:32	67-66-3	
Chloromethane	ND	ug/L	5.0	1		11/24/22 04:32	74-87-3	
2-Chlorotoluene	ND	ug/L	5.0	1		11/24/22 04:32	95-49-8	
4-Chlorotoluene	ND	ug/L	5.0	1		11/24/22 04:32	106-43-4	
Dibromochloromethane	ND	ug/L	5.0	1		11/24/22 04:32	124-48-1	
1,2-Dibromoethane (EDB)	ND	ug/L	5.0	1		11/24/22 04:32	106-93-4	
Dibromomethane	ND	ug/L	5.0	1		11/24/22 04:32	74-95-3	
1,2-Dichlorobenzene	ND	ug/L	5.0	1		11/24/22 04:32	95-50-1	
1,3-Dichlorobenzene	ND	ug/L	5.0	1		11/24/22 04:32	541-73-1	
1,4-Dichlorobenzene	ND	ug/L	5.0	1		11/24/22 04:32	106-46-7	
trans-1,4-Dichloro-2-butene	ND	ug/L	100	1		11/24/22 04:32	110-57-6	
Dichlorodifluoromethane	ND	ug/L	5.0	1		11/24/22 04:32	75-71-8	
1,1-Dichloroethane	ND	ug/L	5.0	1		11/24/22 04:32	75-34-3	
1,2-Dichloroethane	ND	ug/L	5.0	1		11/24/22 04:32	107-06-2	
1,1-Dichloroethene	ND	ug/L	5.0	1		11/24/22 04:32	75-35-4	
cis-1,2-Dichloroethene	**125**	ug/L	5.0	1		11/24/22 04:32	156-59-2	
trans-1,2-Dichloroethene	**142**	ug/L	5.0	1		11/24/22 04:32	156-60-5	
1,2-Dichloropropane	ND	ug/L	5.0	1		11/24/22 04:32	78-87-5	
1,3-Dichloropropane	ND	ug/L	5.0	1		11/24/22 04:32	142-28-9	
2,2-Dichloropropane	ND	ug/L	5.0	1		11/24/22 04:32	594-20-7	
1,1-Dichloropropene	ND	ug/L	5.0	1		11/24/22 04:32	563-58-6	
cis-1,3-Dichloropropene	ND	ug/L	5.0	1		11/24/22 04:32	10061-01-5	
trans-1,3-Dichloropropene	ND	ug/L	5.0	1		11/24/22 04:32	10061-02-6	
Ethylbenzene	ND	ug/L	5.0	1		11/24/22 04:32	100-41-4	
Ethyl methacrylate	ND	ug/L	100	1		11/24/22 04:32	97-63-2	
Hexachloro-1,3-butadiene	ND	ug/L	5.0	1		11/24/22 04:32	87-68-3	
n-Hexane	ND	ug/L	5.0	1		11/24/22 04:32	110-54-3	
2-Hexanone	ND	ug/L	25.0	1		11/24/22 04:32	591-78-6	
Iodomethane	ND	ug/L	10.0	1		11/24/22 04:32	74-88-4	

This report shall not be reproduced, except in full,
without the written consent of Pace Analytical Services, LLC.

Pace Analytical Services, LLC
7726 Moller Road
Indianapolis, IN 46268
(317)228-3100

ANALYTICAL RESULTS

Project: HRID 4Q2022
Pace Project No.: 50331564

Sample: MW-40 **Lab ID: 50331564029** Collected: 11/16/22 08:40 Received: 11/18/22 16:00 Matrix: Water

Parameters	Results	Units	Report Limit	DF	Prepared	Analyzed	CAS No.	Qual
8260 MSV Indiana	Analytical Method: EPA 5030/8260							
	Pace Analytical Services - Indianapolis							
Isopropylbenzene (Cumene)	ND	ug/L	5.0	1		11/24/22 04:32	98-82-8	
p-Isopropyltoluene	ND	ug/L	5.0	1		11/24/22 04:32	99-87-6	
Methylene Chloride	ND	ug/L	5.0	1		11/24/22 04:32	75-09-2	
1-Methylnaphthalene	ND	ug/L	10.0	1		11/24/22 04:32	90-12-0	
2-Methylnaphthalene	ND	ug/L	10.0	1		11/24/22 04:32	91-57-6	
4-Methyl-2-pentanone (MIBK)	ND	ug/L	25.0	1		11/24/22 04:32	108-10-1	
Methyl-tert-butyl ether	ND	ug/L	4.0	1		11/24/22 04:32	1634-04-4	
Naphthalene	ND	ug/L	1.2	1		11/24/22 04:32	91-20-3	
n-Propylbenzene	ND	ug/L	5.0	1		11/24/22 04:32	103-65-1	
Styrene	ND	ug/L	5.0	1		11/24/22 04:32	100-42-5	
1,1,1,2-Tetrachloroethane	ND	ug/L	5.0	1		11/24/22 04:32	630-20-6	
1,1,2,2-Tetrachloroethane	ND	ug/L	5.0	1		11/24/22 04:32	79-34-5	
Tetrachloroethene	ND	ug/L	5.0	1		11/24/22 04:32	127-18-4	
Toluene	ND	ug/L	5.0	1		11/24/22 04:32	108-88-3	
1,2,3-Trichlorobenzene	ND	ug/L	5.0	1		11/24/22 04:32	87-61-6	
1,2,4-Trichlorobenzene	ND	ug/L	5.0	1		11/24/22 04:32	120-82-1	
1,1,1-Trichloroethane	ND	ug/L	5.0	1		11/24/22 04:32	71-55-6	
1,1,2-Trichloroethane	ND	ug/L	5.0	1		11/24/22 04:32	79-00-5	
Trichloroethene	**163**	ug/L	5.0	1		11/24/22 04:32	79-01-6	
Trichlorofluoromethane	ND	ug/L	5.0	1		11/24/22 04:32	75-69-4	
1,2,3-Trichloropropane	ND	ug/L	5.0	1		11/24/22 04:32	96-18-4	
1,2,4-Trimethylbenzene	ND	ug/L	5.0	1		11/24/22 04:32	95-63-6	
1,3,5-Trimethylbenzene	ND	ug/L	5.0	1		11/24/22 04:32	108-67-8	
Vinyl acetate	ND	ug/L	50.0	1		11/24/22 04:32	108-05-4	
Vinyl chloride	ND	ug/L	2.0	1		11/24/22 04:32	75-01-4	
Xylene (Total)	ND	ug/L	10.0	1		11/24/22 04:32	1330-20-7	
Surrogates								
Dibromofluoromethane (S)	97	%.	82-128	1		11/24/22 04:32	1868-53-7	
4-Bromofluorobenzene (S)	97	%.	79-124	1		11/24/22 04:32	460-00-4	
Toluene-d8 (S)	99	%.	73-122	1		11/24/22 04:32	2037-26-5	

This report shall not be reproduced, except in full,
without the written consent of Pace Analytical Services, LLC.

Pace Analytical Services, LLC
7726 Moller Road
Indianapolis, IN 46268
(317)228-3100

ANALYTICAL RESULTS

Project: HRID 4Q2022
Pace Project No.: 50331564

Sample: MW-40D **Lab ID: 50331564030** Collected: 11/16/22 09:12 Received: 11/18/22 16:00 Matrix: Water

Parameters	Results	Units	Report Limit	DF	Prepared	Analyzed	CAS No.	Qual
8260 MSV Indiana	Analytical Method: EPA 5030/8260							
	Pace Analytical Services - Indianapolis							
Acetone	ND	ug/L	100	1		11/24/22 05:03	67-64-1	
Acrolein	ND	ug/L	50.0	1		11/24/22 05:03	107-02-8	
Acrylonitrile	ND	ug/L	100	1		11/24/22 05:03	107-13-1	
Benzene	ND	ug/L	5.0	1		11/24/22 05:03	71-43-2	
Bromobenzene	ND	ug/L	5.0	1		11/24/22 05:03	108-86-1	
Bromochloromethane	ND	ug/L	5.0	1		11/24/22 05:03	74-97-5	
Bromodichloromethane	ND	ug/L	5.0	1		11/24/22 05:03	75-27-4	
Bromoform	ND	ug/L	5.0	1		11/24/22 05:03	75-25-2	
Bromomethane	ND	ug/L	5.0	1		11/24/22 05:03	74-83-9	
2-Butanone (MEK)	ND	ug/L	25.0	1		11/24/22 05:03	78-93-3	
n-Butylbenzene	ND	ug/L	5.0	1		11/24/22 05:03	104-51-8	
sec-Butylbenzene	ND	ug/L	5.0	1		11/24/22 05:03	135-98-8	
tert-Butylbenzene	ND	ug/L	5.0	1		11/24/22 05:03	98-06-6	
Carbon disulfide	ND	ug/L	10.0	1		11/24/22 05:03	75-15-0	
Carbon tetrachloride	ND	ug/L	5.0	1		11/24/22 05:03	56-23-5	
Chlorobenzene	ND	ug/L	5.0	1		11/24/22 05:03	108-90-7	
Chloroethane	ND	ug/L	5.0	1		11/24/22 05:03	75-00-3	
Chloroform	ND	ug/L	5.0	1		11/24/22 05:03	67-66-3	
Chloromethane	ND	ug/L	5.0	1		11/24/22 05:03	74-87-3	
2-Chlorotoluene	ND	ug/L	5.0	1		11/24/22 05:03	95-49-8	
4-Chlorotoluene	ND	ug/L	5.0	1		11/24/22 05:03	106-43-4	
Dibromochloromethane	ND	ug/L	5.0	1		11/24/22 05:03	124-48-1	
1,2-Dibromoethane (EDB)	ND	ug/L	5.0	1		11/24/22 05:03	106-93-4	
Dibromomethane	ND	ug/L	5.0	1		11/24/22 05:03	74-95-3	
1,2-Dichlorobenzene	ND	ug/L	5.0	1		11/24/22 05:03	95-50-1	
1,3-Dichlorobenzene	ND	ug/L	5.0	1		11/24/22 05:03	541-73-1	
1,4-Dichlorobenzene	ND	ug/L	5.0	1		11/24/22 05:03	106-46-7	
trans-1,4-Dichloro-2-butene	ND	ug/L	100	1		11/24/22 05:03	110-57-6	
Dichlorodifluoromethane	ND	ug/L	5.0	1		11/24/22 05:03	75-71-8	
1,1-Dichloroethane	ND	ug/L	5.0	1		11/24/22 05:03	75-34-3	
1,2-Dichloroethane	ND	ug/L	5.0	1		11/24/22 05:03	107-06-2	
1,1-Dichloroethene	ND	ug/L	5.0	1		11/24/22 05:03	75-35-4	
cis-1,2-Dichloroethene	ND	ug/L	5.0	1		11/24/22 05:03	156-59-2	
trans-1,2-Dichloroethene	ND	ug/L	5.0	1		11/24/22 05:03	156-60-5	
1,2-Dichloropropane	ND	ug/L	5.0	1		11/24/22 05:03	78-87-5	
1,3-Dichloropropane	ND	ug/L	5.0	1		11/24/22 05:03	142-28-9	
2,2-Dichloropropane	ND	ug/L	5.0	1		11/24/22 05:03	594-20-7	
1,1-Dichloropropene	ND	ug/L	5.0	1		11/24/22 05:03	563-58-6	
cis-1,3-Dichloropropene	ND	ug/L	5.0	1		11/24/22 05:03	10061-01-5	
trans-1,3-Dichloropropene	ND	ug/L	5.0	1		11/24/22 05:03	10061-02-6	
Ethylbenzene	ND	ug/L	5.0	1		11/24/22 05:03	100-41-4	
Ethyl methacrylate	ND	ug/L	100	1		11/24/22 05:03	97-63-2	
Hexachloro-1,3-butadiene	ND	ug/L	5.0	1		11/24/22 05:03	87-68-3	
n-Hexane	ND	ug/L	5.0	1		11/24/22 05:03	110-54-3	
2-Hexanone	ND	ug/L	25.0	1		11/24/22 05:03	591-78-6	
Iodomethane	ND	ug/L	10.0	1		11/24/22 05:03	74-88-4	

This report shall not be reproduced, except in full,
without the written consent of Pace Analytical Services, LLC.

Pace Analytical Services, LLC
7726 Moller Road
Indianapolis, IN 46268
(317)228-3100

ANALYTICAL RESULTS

Project: HRID 4Q2022
Pace Project No.: 50331564

Sample: MW-40D **Lab ID: 50331564030** Collected: 11/16/22 09:12 Received: 11/18/22 16:00 Matrix: Water

Parameters	Results	Units	Report Limit	DF	Prepared	Analyzed	CAS No.	Qual
8260 MSV Indiana	Analytical Method: EPA 5030/8260							
	Pace Analytical Services - Indianapolis							
Isopropylbenzene (Cumene)	ND	ug/L	5.0	1		11/24/22 05:03	98-82-8	
p-Isopropyltoluene	ND	ug/L	5.0	1		11/24/22 05:03	99-87-6	
Methylene Chloride	ND	ug/L	5.0	1		11/24/22 05:03	75-09-2	
1-Methylnaphthalene	ND	ug/L	10.0	1		11/24/22 05:03	90-12-0	
2-Methylnaphthalene	ND	ug/L	10.0	1		11/24/22 05:03	91-57-6	
4-Methyl-2-pentanone (MIBK)	ND	ug/L	25.0	1		11/24/22 05:03	108-10-1	
Methyl-tert-butyl ether	ND	ug/L	4.0	1		11/24/22 05:03	1634-04-4	
Naphthalene	ND	ug/L	1.2	1		11/24/22 05:03	91-20-3	
n-Propylbenzene	ND	ug/L	5.0	1		11/24/22 05:03	103-65-1	
Styrene	ND	ug/L	5.0	1		11/24/22 05:03	100-42-5	
1,1,1,2-Tetrachloroethane	ND	ug/L	5.0	1		11/24/22 05:03	630-20-6	
1,1,2,2-Tetrachloroethane	ND	ug/L	5.0	1		11/24/22 05:03	79-34-5	
Tetrachloroethene	ND	ug/L	5.0	1		11/24/22 05:03	127-18-4	
Toluene	ND	ug/L	5.0	1		11/24/22 05:03	108-88-3	
1,2,3-Trichlorobenzene	ND	ug/L	5.0	1		11/24/22 05:03	87-61-6	
1,2,4-Trichlorobenzene	ND	ug/L	5.0	1		11/24/22 05:03	120-82-1	
1,1,1-Trichloroethane	ND	ug/L	5.0	1		11/24/22 05:03	71-55-6	
1,1,2-Trichloroethane	ND	ug/L	5.0	1		11/24/22 05:03	79-00-5	
Trichloroethene	ND	ug/L	5.0	1		11/24/22 05:03	79-01-6	
Trichlorofluoromethane	ND	ug/L	5.0	1		11/24/22 05:03	75-69-4	
1,2,3-Trichloropropane	ND	ug/L	5.0	1		11/24/22 05:03	96-18-4	
1,2,4-Trimethylbenzene	ND	ug/L	5.0	1		11/24/22 05:03	95-63-6	
1,3,5-Trimethylbenzene	ND	ug/L	5.0	1		11/24/22 05:03	108-67-8	
Vinyl acetate	ND	ug/L	50.0	1		11/24/22 05:03	108-05-4	
Vinyl chloride	ND	ug/L	2.0	1		11/24/22 05:03	75-01-4	
Xylene (Total)	ND	ug/L	10.0	1		11/24/22 05:03	1330-20-7	
Surrogates								
Dibromofluoromethane (S)	97	%.	82-128	1		11/24/22 05:03	1868-53-7	
4-Bromofluorobenzene (S)	99	%.	79-124	1		11/24/22 05:03	460-00-4	
Toluene-d8 (S)	99	%.	73-122	1		11/24/22 05:03	2037-26-5	

This report shall not be reproduced, except in full,
without the written consent of Pace Analytical Services, LLC.

Pace Analytical Services, LLC
7726 Moller Road
Indianapolis, IN 46268
(317)228-3100

ANALYTICAL RESULTS

Project: HRID 4Q2022
Pace Project No.: 50331564

Sample: MW-52 **Lab ID: 50331564031** Collected: 11/16/22 12:25 Received: 11/18/22 16:00 Matrix: Water

Parameters	Results	Units	Report Limit	DF	Prepared	Analyzed	CAS No.	Qual
8260 MSV Indiana	Analytical Method: EPA 5030/8260							
	Pace Analytical Services - Indianapolis							
Acetone	ND	ug/L	100	1		11/24/22 05:33	67-64-1	
Acrolein	ND	ug/L	50.0	1		11/24/22 05:33	107-02-8	
Acrylonitrile	ND	ug/L	100	1		11/24/22 05:33	107-13-1	
Benzene	ND	ug/L	5.0	1		11/24/22 05:33	71-43-2	
Bromobenzene	ND	ug/L	5.0	1		11/24/22 05:33	108-86-1	
Bromochloromethane	ND	ug/L	5.0	1		11/24/22 05:33	74-97-5	
Bromodichloromethane	ND	ug/L	5.0	1		11/24/22 05:33	75-27-4	
Bromoform	ND	ug/L	5.0	1		11/24/22 05:33	75-25-2	
Bromomethane	ND	ug/L	5.0	1		11/24/22 05:33	74-83-9	
2-Butanone (MEK)	ND	ug/L	25.0	1		11/24/22 05:33	78-93-3	
n-Butylbenzene	ND	ug/L	5.0	1		11/24/22 05:33	104-51-8	
sec-Butylbenzene	ND	ug/L	5.0	1		11/24/22 05:33	135-98-8	
tert-Butylbenzene	ND	ug/L	5.0	1		11/24/22 05:33	98-06-6	
Carbon disulfide	ND	ug/L	10.0	1		11/24/22 05:33	75-15-0	
Carbon tetrachloride	ND	ug/L	5.0	1		11/24/22 05:33	56-23-5	
Chlorobenzene	ND	ug/L	5.0	1		11/24/22 05:33	108-90-7	
Chloroethane	ND	ug/L	5.0	1		11/24/22 05:33	75-00-3	
Chloroform	ND	ug/L	5.0	1		11/24/22 05:33	67-66-3	
Chloromethane	ND	ug/L	5.0	1		11/24/22 05:33	74-87-3	
2-Chlorotoluene	ND	ug/L	5.0	1		11/24/22 05:33	95-49-8	
4-Chlorotoluene	ND	ug/L	5.0	1		11/24/22 05:33	106-43-4	
Dibromochloromethane	ND	ug/L	5.0	1		11/24/22 05:33	124-48-1	
1,2-Dibromoethane (EDB)	ND	ug/L	5.0	1		11/24/22 05:33	106-93-4	
Dibromomethane	ND	ug/L	5.0	1		11/24/22 05:33	74-95-3	
1,2-Dichlorobenzene	ND	ug/L	5.0	1		11/24/22 05:33	95-50-1	
1,3-Dichlorobenzene	ND	ug/L	5.0	1		11/24/22 05:33	541-73-1	
1,4-Dichlorobenzene	ND	ug/L	5.0	1		11/24/22 05:33	106-46-7	
trans-1,4-Dichloro-2-butene	ND	ug/L	100	1		11/24/22 05:33	110-57-6	
Dichlorodifluoromethane	ND	ug/L	5.0	1		11/24/22 05:33	75-71-8	
1,1-Dichloroethane	ND	ug/L	5.0	1		11/24/22 05:33	75-34-3	
1,2-Dichloroethane	ND	ug/L	5.0	1		11/24/22 05:33	107-06-2	
1,1-Dichloroethene	ND	ug/L	5.0	1		11/24/22 05:33	75-35-4	
cis-1,2-Dichloroethene	**265**	ug/L	5.0	1		11/24/22 05:33	156-59-2	
trans-1,2-Dichloroethene	**469**	ug/L	50.0	10		11/28/22 17:11	156-60-5	
1,2-Dichloropropane	ND	ug/L	5.0	1		11/24/22 05:33	78-87-5	
1,3-Dichloropropane	ND	ug/L	5.0	1		11/24/22 05:33	142-28-9	
2,2-Dichloropropane	ND	ug/L	5.0	1		11/24/22 05:33	594-20-7	
1,1-Dichloropropene	ND	ug/L	5.0	1		11/24/22 05:33	563-58-6	
cis-1,3-Dichloropropene	ND	ug/L	5.0	1		11/24/22 05:33	10061-01-5	
trans-1,3-Dichloropropene	ND	ug/L	5.0	1		11/24/22 05:33	10061-02-6	
Ethylbenzene	ND	ug/L	5.0	1		11/24/22 05:33	100-41-4	
Ethyl methacrylate	ND	ug/L	100	1		11/24/22 05:33	97-63-2	
Hexachloro-1,3-butadiene	ND	ug/L	5.0	1		11/24/22 05:33	87-68-3	
n-Hexane	ND	ug/L	5.0	1		11/24/22 05:33	110-54-3	
2-Hexanone	ND	ug/L	25.0	1		11/24/22 05:33	591-78-6	
Iodomethane	ND	ug/L	10.0	1		11/24/22 05:33	74-88-4	

This report shall not be reproduced, except in full,
without the written consent of Pace Analytical Services, LLC.

Pace Analytical Services, LLC
7726 Moller Road
Indianapolis, IN 46268
(317)228-3100

ANALYTICAL RESULTS

Project: HRID 4Q2022
Pace Project No.: 50331564

Sample: MW-52 **Lab ID: 50331564031** Collected: 11/16/22 12:25 Received: 11/18/22 16:00 Matrix: Water

Parameters	Results	Units	Report Limit	DF	Prepared	Analyzed	CAS No.	Qual
8260 MSV Indiana	Analytical Method: EPA 5030/8260							
	Pace Analytical Services - Indianapolis							
Isopropylbenzene (Cumene)	ND	ug/L	5.0	1		11/24/22 05:33	98-82-8	
p-Isopropyltoluene	ND	ug/L	5.0	1		11/24/22 05:33	99-87-6	
Methylene Chloride	ND	ug/L	5.0	1		11/24/22 05:33	75-09-2	
1-Methylnaphthalene	ND	ug/L	10.0	1		11/24/22 05:33	90-12-0	
2-Methylnaphthalene	ND	ug/L	10.0	1		11/24/22 05:33	91-57-6	
4-Methyl-2-pentanone (MIBK)	ND	ug/L	25.0	1		11/24/22 05:33	108-10-1	
Methyl-tert-butyl ether	ND	ug/L	4.0	1		11/24/22 05:33	1634-04-4	
Naphthalene	ND	ug/L	1.2	1		11/24/22 05:33	91-20-3	
n-Propylbenzene	ND	ug/L	5.0	1		11/24/22 05:33	103-65-1	
Styrene	ND	ug/L	5.0	1		11/24/22 05:33	100-42-5	
1,1,1,2-Tetrachloroethane	ND	ug/L	5.0	1		11/24/22 05:33	630-20-6	
1,1,2,2-Tetrachloroethane	ND	ug/L	5.0	1		11/24/22 05:33	79-34-5	
Tetrachloroethene	ND	ug/L	5.0	1		11/24/22 05:33	127-18-4	
Toluene	ND	ug/L	5.0	1		11/24/22 05:33	108-88-3	
1,2,3-Trichlorobenzene	ND	ug/L	5.0	1		11/24/22 05:33	87-61-6	
1,2,4-Trichlorobenzene	ND	ug/L	5.0	1		11/24/22 05:33	120-82-1	
1,1,1-Trichloroethane	ND	ug/L	5.0	1		11/24/22 05:33	71-55-6	
1,1,2-Trichloroethane	ND	ug/L	5.0	1		11/24/22 05:33	79-00-5	
Trichloroethene	**49.2**	ug/L	5.0	1		11/24/22 05:33	79-01-6	
Trichlorofluoromethane	ND	ug/L	5.0	1		11/24/22 05:33	75-69-4	
1,2,3-Trichloropropane	ND	ug/L	5.0	1		11/24/22 05:33	96-18-4	
1,2,4-Trimethylbenzene	ND	ug/L	5.0	1		11/24/22 05:33	95-63-6	
1,3,5-Trimethylbenzene	ND	ug/L	5.0	1		11/24/22 05:33	108-67-8	
Vinyl acetate	ND	ug/L	50.0	1		11/24/22 05:33	108-05-4	
Vinyl chloride	**2.3**	ug/L	2.0	1		11/24/22 05:33	75-01-4	
Xylene (Total)	ND	ug/L	10.0	1		11/24/22 05:33	1330-20-7	
Surrogates								
Dibromofluoromethane (S)	95	%.	82-128	1		11/24/22 05:33	1868-53-7	
4-Bromofluorobenzene (S)	99	%.	79-124	1		11/24/22 05:33	460-00-4	
Toluene-d8 (S)	99	%.	73-122	1		11/24/22 05:33	2037-26-5	

This report shall not be reproduced, except in full,
without the written consent of Pace Analytical Services, LLC.

Pace Analytical Services, LLC
7726 Moller Road
Indianapolis, IN 46268
(317)228-3100

ANALYTICAL RESULTS

Project: HRID 4Q2022
Pace Project No.: 50331564

Sample: MW-52D **Lab ID: 50331564032** Collected: 11/16/22 11:40 Received: 11/18/22 16:00 Matrix: Water

Parameters	Results	Units	Report Limit	DF	Prepared	Analyzed	CAS No.	Qual
8260 MSV Indiana	Analytical Method: EPA 5030/8260							
	Pace Analytical Services - Indianapolis							
Acetone	ND	ug/L	100	1		11/24/22 06:04	67-64-1	
Acrolein	ND	ug/L	50.0	1		11/24/22 06:04	107-02-8	
Acrylonitrile	ND	ug/L	100	1		11/24/22 06:04	107-13-1	
Benzene	ND	ug/L	5.0	1		11/24/22 06:04	71-43-2	
Bromobenzene	ND	ug/L	5.0	1		11/24/22 06:04	108-86-1	
Bromochloromethane	ND	ug/L	5.0	1		11/24/22 06:04	74-97-5	
Bromodichloromethane	ND	ug/L	5.0	1		11/24/22 06:04	75-27-4	
Bromoform	ND	ug/L	5.0	1		11/24/22 06:04	75-25-2	
Bromomethane	ND	ug/L	5.0	1		11/24/22 06:04	74-83-9	
2-Butanone (MEK)	ND	ug/L	25.0	1		11/24/22 06:04	78-93-3	
n-Butylbenzene	ND	ug/L	5.0	1		11/24/22 06:04	104-51-8	
sec-Butylbenzene	ND	ug/L	5.0	1		11/24/22 06:04	135-98-8	
tert-Butylbenzene	ND	ug/L	5.0	1		11/24/22 06:04	98-06-6	
Carbon disulfide	ND	ug/L	10.0	1		11/24/22 06:04	75-15-0	
Carbon tetrachloride	ND	ug/L	5.0	1		11/24/22 06:04	56-23-5	
Chlorobenzene	ND	ug/L	5.0	1		11/24/22 06:04	108-90-7	
Chloroethane	ND	ug/L	5.0	1		11/24/22 06:04	75-00-3	
Chloroform	ND	ug/L	5.0	1		11/24/22 06:04	67-66-3	
Chloromethane	ND	ug/L	5.0	1		11/24/22 06:04	74-87-3	
2-Chlorotoluene	ND	ug/L	5.0	1		11/24/22 06:04	95-49-8	
4-Chlorotoluene	ND	ug/L	5.0	1		11/24/22 06:04	106-43-4	
Dibromochloromethane	ND	ug/L	5.0	1		11/24/22 06:04	124-48-1	
1,2-Dibromoethane (EDB)	ND	ug/L	5.0	1		11/24/22 06:04	106-93-4	
Dibromomethane	ND	ug/L	5.0	1		11/24/22 06:04	74-95-3	
1,2-Dichlorobenzene	ND	ug/L	5.0	1		11/24/22 06:04	95-50-1	
1,3-Dichlorobenzene	ND	ug/L	5.0	1		11/24/22 06:04	541-73-1	
1,4-Dichlorobenzene	ND	ug/L	5.0	1		11/24/22 06:04	106-46-7	
trans-1,4-Dichloro-2-butene	ND	ug/L	100	1		11/24/22 06:04	110-57-6	
Dichlorodifluoromethane	ND	ug/L	5.0	1		11/24/22 06:04	75-71-8	
1,1-Dichloroethane	ND	ug/L	5.0	1		11/24/22 06:04	75-34-3	
1,2-Dichloroethane	ND	ug/L	5.0	1		11/24/22 06:04	107-06-2	
1,1-Dichloroethene	ND	ug/L	5.0	1		11/24/22 06:04	75-35-4	
cis-1,2-Dichloroethene	**76.6**	ug/L	5.0	1		11/24/22 06:04	156-59-2	
trans-1,2-Dichloroethene	**80.5**	ug/L	5.0	1		11/24/22 06:04	156-60-5	
1,2-Dichloropropane	ND	ug/L	5.0	1		11/24/22 06:04	78-87-5	
1,3-Dichloropropane	ND	ug/L	5.0	1		11/24/22 06:04	142-28-9	
2,2-Dichloropropane	ND	ug/L	5.0	1		11/24/22 06:04	594-20-7	
1,1-Dichloropropene	ND	ug/L	5.0	1		11/24/22 06:04	563-58-6	
cis-1,3-Dichloropropene	ND	ug/L	5.0	1		11/24/22 06:04	10061-01-5	
trans-1,3-Dichloropropene	ND	ug/L	5.0	1		11/24/22 06:04	10061-02-6	
Ethylbenzene	ND	ug/L	5.0	1		11/24/22 06:04	100-41-4	
Ethyl methacrylate	ND	ug/L	100	1		11/24/22 06:04	97-63-2	
Hexachloro-1,3-butadiene	ND	ug/L	5.0	1		11/24/22 06:04	87-68-3	
n-Hexane	ND	ug/L	5.0	1		11/24/22 06:04	110-54-3	
2-Hexanone	ND	ug/L	25.0	1		11/24/22 06:04	591-78-6	
Iodomethane	ND	ug/L	10.0	1		11/24/22 06:04	74-88-4	

This report shall not be reproduced, except in full,
without the written consent of Pace Analytical Services, LLC.

Pace Analytical Services, LLC
7726 Moller Road
Indianapolis, IN 46268
(317)228-3100

ANALYTICAL RESULTS

Project: HRID 4Q2022
Pace Project No.: 50331564

Sample: MW-52D **Lab ID: 50331564032** Collected: 11/16/22 11:40 Received: 11/18/22 16:00 Matrix: Water

Parameters	Results	Units	Report Limit	DF	Prepared	Analyzed	CAS No.	Qual
8260 MSV Indiana	Analytical Method: EPA 5030/8260							
	Pace Analytical Services - Indianapolis							
Isopropylbenzene (Cumene)	ND	ug/L	5.0	1		11/24/22 06:04	98-82-8	
p-Isopropyltoluene	ND	ug/L	5.0	1		11/24/22 06:04	99-87-6	
Methylene Chloride	ND	ug/L	5.0	1		11/24/22 06:04	75-09-2	
1-Methylnaphthalene	ND	ug/L	10.0	1		11/24/22 06:04	90-12-0	
2-Methylnaphthalene	ND	ug/L	10.0	1		11/24/22 06:04	91-57-6	
4-Methyl-2-pentanone (MIBK)	ND	ug/L	25.0	1		11/24/22 06:04	108-10-1	
Methyl-tert-butyl ether	ND	ug/L	4.0	1		11/24/22 06:04	1634-04-4	
Naphthalene	ND	ug/L	1.2	1		11/24/22 06:04	91-20-3	
n-Propylbenzene	ND	ug/L	5.0	1		11/24/22 06:04	103-65-1	
Styrene	ND	ug/L	5.0	1		11/24/22 06:04	100-42-5	
1,1,1,2-Tetrachloroethane	ND	ug/L	5.0	1		11/24/22 06:04	630-20-6	
1,1,2,2-Tetrachloroethane	ND	ug/L	5.0	1		11/24/22 06:04	79-34-5	
Tetrachloroethene	ND	ug/L	5.0	1		11/24/22 06:04	127-18-4	
Toluene	ND	ug/L	5.0	1		11/24/22 06:04	108-88-3	
1,2,3-Trichlorobenzene	ND	ug/L	5.0	1		11/24/22 06:04	87-61-6	
1,2,4-Trichlorobenzene	ND	ug/L	5.0	1		11/24/22 06:04	120-82-1	
1,1,1-Trichloroethane	ND	ug/L	5.0	1		11/24/22 06:04	71-55-6	
1,1,2-Trichloroethane	ND	ug/L	5.0	1		11/24/22 06:04	79-00-5	
Trichloroethene	ND	ug/L	5.0	1		11/24/22 06:04	79-01-6	
Trichlorofluoromethane	ND	ug/L	5.0	1		11/24/22 06:04	75-69-4	
1,2,3-Trichloropropane	ND	ug/L	5.0	1		11/24/22 06:04	96-18-4	
1,2,4-Trimethylbenzene	ND	ug/L	5.0	1		11/24/22 06:04	95-63-6	
1,3,5-Trimethylbenzene	ND	ug/L	5.0	1		11/24/22 06:04	108-67-8	
Vinyl acetate	ND	ug/L	50.0	1		11/24/22 06:04	108-05-4	
Vinyl chloride	ND	ug/L	2.0	1		11/24/22 06:04	75-01-4	
Xylene (Total)	ND	ug/L	10.0	1		11/24/22 06:04	1330-20-7	
Surrogates								
Dibromofluoromethane (S)	96	%.	82-128	1		11/24/22 06:04	1868-53-7	
4-Bromofluorobenzene (S)	99	%.	79-124	1		11/24/22 06:04	460-00-4	
Toluene-d8 (S)	100	%.	73-122	1		11/24/22 06:04	2037-26-5	

This report shall not be reproduced, except in full,
without the written consent of Pace Analytical Services, LLC.

Pace Analytical Services, LLC
7726 Moller Road
Indianapolis, IN 46268
(317)228-3100

ANALYTICAL RESULTS

Project: HRID 4Q2022
Pace Project No.: 50331564

Sample: MW-28 **Lab ID: 50331564033** Collected: 11/16/22 12:45 Received: 11/18/22 16:00 Matrix: Water

Parameters	Results	Units	Report Limit	DF	Prepared	Analyzed	CAS No.	Qual
8260 MSV Indiana	Analytical Method: EPA 5030/8260							
	Pace Analytical Services - Indianapolis							
Acetone	ND	ug/L	100	1		11/24/22 06:34	67-64-1	
Acrolein	ND	ug/L	50.0	1		11/24/22 06:34	107-02-8	
Acrylonitrile	ND	ug/L	100	1		11/24/22 06:34	107-13-1	
Benzene	ND	ug/L	5.0	1		11/24/22 06:34	71-43-2	
Bromobenzene	ND	ug/L	5.0	1		11/24/22 06:34	108-86-1	
Bromochloromethane	ND	ug/L	5.0	1		11/24/22 06:34	74-97-5	
Bromodichloromethane	ND	ug/L	5.0	1		11/24/22 06:34	75-27-4	
Bromoform	ND	ug/L	5.0	1		11/24/22 06:34	75-25-2	
Bromomethane	ND	ug/L	5.0	1		11/24/22 06:34	74-83-9	
2-Butanone (MEK)	ND	ug/L	25.0	1		11/24/22 06:34	78-93-3	
n-Butylbenzene	ND	ug/L	5.0	1		11/24/22 06:34	104-51-8	
sec-Butylbenzene	ND	ug/L	5.0	1		11/24/22 06:34	135-98-8	
tert-Butylbenzene	ND	ug/L	5.0	1		11/24/22 06:34	98-06-6	
Carbon disulfide	ND	ug/L	10.0	1		11/24/22 06:34	75-15-0	
Carbon tetrachloride	ND	ug/L	5.0	1		11/24/22 06:34	56-23-5	
Chlorobenzene	ND	ug/L	5.0	1		11/24/22 06:34	108-90-7	
Chloroethane	ND	ug/L	5.0	1		11/24/22 06:34	75-00-3	
Chloroform	ND	ug/L	5.0	1		11/24/22 06:34	67-66-3	
Chloromethane	ND	ug/L	5.0	1		11/24/22 06:34	74-87-3	
2-Chlorotoluene	ND	ug/L	5.0	1		11/24/22 06:34	95-49-8	
4-Chlorotoluene	ND	ug/L	5.0	1		11/24/22 06:34	106-43-4	
Dibromochloromethane	ND	ug/L	5.0	1		11/24/22 06:34	124-48-1	
1,2-Dibromoethane (EDB)	ND	ug/L	5.0	1		11/24/22 06:34	106-93-4	
Dibromomethane	ND	ug/L	5.0	1		11/24/22 06:34	74-95-3	
1,2-Dichlorobenzene	ND	ug/L	5.0	1		11/24/22 06:34	95-50-1	
1,3-Dichlorobenzene	ND	ug/L	5.0	1		11/24/22 06:34	541-73-1	
1,4-Dichlorobenzene	ND	ug/L	5.0	1		11/24/22 06:34	106-46-7	
trans-1,4-Dichloro-2-butene	ND	ug/L	100	1		11/24/22 06:34	110-57-6	
Dichlorodifluoromethane	ND	ug/L	5.0	1		11/24/22 06:34	75-71-8	
1,1-Dichloroethane	ND	ug/L	5.0	1		11/24/22 06:34	75-34-3	
1,2-Dichloroethane	ND	ug/L	5.0	1		11/24/22 06:34	107-06-2	
1,1-Dichloroethene	ND	ug/L	5.0	1		11/24/22 06:34	75-35-4	
cis-1,2-Dichloroethene	**43.8**	ug/L	5.0	1		11/24/22 06:34	156-59-2	
trans-1,2-Dichloroethene	ND	ug/L	5.0	1		11/24/22 06:34	156-60-5	
1,2-Dichloropropane	ND	ug/L	5.0	1		11/24/22 06:34	78-87-5	
1,3-Dichloropropane	ND	ug/L	5.0	1		11/24/22 06:34	142-28-9	
2,2-Dichloropropane	ND	ug/L	5.0	1		11/24/22 06:34	594-20-7	
1,1-Dichloropropene	ND	ug/L	5.0	1		11/24/22 06:34	563-58-6	
cis-1,3-Dichloropropene	ND	ug/L	5.0	1		11/24/22 06:34	10061-01-5	
trans-1,3-Dichloropropene	ND	ug/L	5.0	1		11/24/22 06:34	10061-02-6	
Ethylbenzene	ND	ug/L	5.0	1		11/24/22 06:34	100-41-4	
Ethyl methacrylate	ND	ug/L	100	1		11/24/22 06:34	97-63-2	
Hexachloro-1,3-butadiene	ND	ug/L	5.0	1		11/24/22 06:34	87-68-3	
n-Hexane	ND	ug/L	5.0	1		11/24/22 06:34	110-54-3	
2-Hexanone	ND	ug/L	25.0	1		11/24/22 06:34	591-78-6	
Iodomethane	ND	ug/L	10.0	1		11/24/22 06:34	74-88-4	

This report shall not be reproduced, except in full,
without the written consent of Pace Analytical Services, LLC.

Pace Analytical Services, LLC
7726 Moller Road
Indianapolis, IN 46268
(317)228-3100

ANALYTICAL RESULTS

Project: HRID 4Q2022
Pace Project No.: 50331564

Sample: MW-28 **Lab ID: 50331564033** Collected: 11/16/22 12:45 Received: 11/18/22 16:00 Matrix: Water

Parameters	Results	Units	Report Limit	DF	Prepared	Analyzed	CAS No.	Qual
8260 MSV Indiana	Analytical Method: EPA 5030/8260							
	Pace Analytical Services - Indianapolis							
Isopropylbenzene (Cumene)	ND	ug/L	5.0	1		11/24/22 06:34	98-82-8	
p-Isopropyltoluene	ND	ug/L	5.0	1		11/24/22 06:34	99-87-6	
Methylene Chloride	ND	ug/L	5.0	1		11/24/22 06:34	75-09-2	
1-Methylnaphthalene	ND	ug/L	10.0	1		11/24/22 06:34	90-12-0	
2-Methylnaphthalene	ND	ug/L	10.0	1		11/24/22 06:34	91-57-6	
4-Methyl-2-pentanone (MIBK)	ND	ug/L	25.0	1		11/24/22 06:34	108-10-1	
Methyl-tert-butyl ether	ND	ug/L	4.0	1		11/24/22 06:34	1634-04-4	
Naphthalene	ND	ug/L	1.2	1		11/24/22 06:34	91-20-3	
n-Propylbenzene	ND	ug/L	5.0	1		11/24/22 06:34	103-65-1	
Styrene	ND	ug/L	5.0	1		11/24/22 06:34	100-42-5	
1,1,1,2-Tetrachloroethane	ND	ug/L	5.0	1		11/24/22 06:34	630-20-6	
1,1,2,2-Tetrachloroethane	ND	ug/L	5.0	1		11/24/22 06:34	79-34-5	
Tetrachloroethene	ND	ug/L	5.0	1		11/24/22 06:34	127-18-4	
Toluene	ND	ug/L	5.0	1		11/24/22 06:34	108-88-3	
1,2,3-Trichlorobenzene	ND	ug/L	5.0	1		11/24/22 06:34	87-61-6	
1,2,4-Trichlorobenzene	ND	ug/L	5.0	1		11/24/22 06:34	120-82-1	
1,1,1-Trichloroethane	ND	ug/L	5.0	1		11/24/22 06:34	71-55-6	
1,1,2-Trichloroethane	ND	ug/L	5.0	1		11/24/22 06:34	79-00-5	
Trichloroethene	ND	ug/L	5.0	1		11/24/22 06:34	79-01-6	
Trichlorofluoromethane	ND	ug/L	5.0	1		11/24/22 06:34	75-69-4	
1,2,3-Trichloropropane	ND	ug/L	5.0	1		11/24/22 06:34	96-18-4	
1,2,4-Trimethylbenzene	ND	ug/L	5.0	1		11/24/22 06:34	95-63-6	
1,3,5-Trimethylbenzene	ND	ug/L	5.0	1		11/24/22 06:34	108-67-8	
Vinyl acetate	ND	ug/L	50.0	1		11/24/22 06:34	108-05-4	
Vinyl chloride	ND	ug/L	2.0	1		11/24/22 06:34	75-01-4	
Xylene (Total)	ND	ug/L	10.0	1		11/24/22 06:34	1330-20-7	
Surrogates								
Dibromofluoromethane (S)	96	%.	82-128	1		11/24/22 06:34	1868-53-7	
4-Bromofluorobenzene (S)	97	%.	79-124	1		11/24/22 06:34	460-00-4	
Toluene-d8 (S)	100	%.	73-122	1		11/24/22 06:34	2037-26-5	

This report shall not be reproduced, except in full,
without the written consent of Pace Analytical Services, LLC.

Pace Analytical Services, LLC
7726 Moller Road
Indianapolis, IN 46268
(317)228-3100

ANALYTICAL RESULTS

Project: HRID 4Q2022
Pace Project No.: 50331564

Sample: MW-16 **Lab ID: 50331564034** Collected: 11/16/22 13:30 Received: 11/18/22 16:00 Matrix: Water

Parameters	Results	Units	Report Limit	DF	Prepared	Analyzed	CAS No.	Qual
8260 MSV Indiana	Analytical Method: EPA 5030/8260							
	Pace Analytical Services - Indianapolis							
Acetone	ND	ug/L	100	1		11/24/22 07:05	67-64-1	
Acrolein	ND	ug/L	50.0	1		11/24/22 07:05	107-02-8	
Acrylonitrile	ND	ug/L	100	1		11/24/22 07:05	107-13-1	
Benzene	ND	ug/L	5.0	1		11/24/22 07:05	71-43-2	
Bromobenzene	ND	ug/L	5.0	1		11/24/22 07:05	108-86-1	
Bromochloromethane	ND	ug/L	5.0	1		11/24/22 07:05	74-97-5	
Bromodichloromethane	ND	ug/L	5.0	1		11/24/22 07:05	75-27-4	
Bromoform	ND	ug/L	5.0	1		11/24/22 07:05	75-25-2	
Bromomethane	ND	ug/L	5.0	1		11/24/22 07:05	74-83-9	
2-Butanone (MEK)	ND	ug/L	25.0	1		11/24/22 07:05	78-93-3	
n-Butylbenzene	ND	ug/L	5.0	1		11/24/22 07:05	104-51-8	
sec-Butylbenzene	ND	ug/L	5.0	1		11/24/22 07:05	135-98-8	
tert-Butylbenzene	ND	ug/L	5.0	1		11/24/22 07:05	98-06-6	
Carbon disulfide	ND	ug/L	10.0	1		11/24/22 07:05	75-15-0	
Carbon tetrachloride	ND	ug/L	5.0	1		11/24/22 07:05	56-23-5	
Chlorobenzene	ND	ug/L	5.0	1		11/24/22 07:05	108-90-7	
Chloroethane	ND	ug/L	5.0	1		11/24/22 07:05	75-00-3	
Chloroform	ND	ug/L	5.0	1		11/24/22 07:05	67-66-3	
Chloromethane	ND	ug/L	5.0	1		11/24/22 07:05	74-87-3	
2-Chlorotoluene	ND	ug/L	5.0	1		11/24/22 07:05	95-49-8	
4-Chlorotoluene	ND	ug/L	5.0	1		11/24/22 07:05	106-43-4	
Dibromochloromethane	ND	ug/L	5.0	1		11/24/22 07:05	124-48-1	
1,2-Dibromoethane (EDB)	ND	ug/L	5.0	1		11/24/22 07:05	106-93-4	
Dibromomethane	ND	ug/L	5.0	1		11/24/22 07:05	74-95-3	
1,2-Dichlorobenzene	ND	ug/L	5.0	1		11/24/22 07:05	95-50-1	
1,3-Dichlorobenzene	ND	ug/L	5.0	1		11/24/22 07:05	541-73-1	
1,4-Dichlorobenzene	ND	ug/L	5.0	1		11/24/22 07:05	106-46-7	
trans-1,4-Dichloro-2-butene	ND	ug/L	100	1		11/24/22 07:05	110-57-6	
Dichlorodifluoromethane	ND	ug/L	5.0	1		11/24/22 07:05	75-71-8	
1,1-Dichloroethane	ND	ug/L	5.0	1		11/24/22 07:05	75-34-3	
1,2-Dichloroethane	ND	ug/L	5.0	1		11/24/22 07:05	107-06-2	
1,1-Dichloroethene	ND	ug/L	5.0	1		11/24/22 07:05	75-35-4	
cis-1,2-Dichloroethene	ND	ug/L	5.0	1		11/24/22 07:05	156-59-2	
trans-1,2-Dichloroethene	ND	ug/L	5.0	1		11/24/22 07:05	156-60-5	
1,2-Dichloropropane	ND	ug/L	5.0	1		11/24/22 07:05	78-87-5	
1,3-Dichloropropane	ND	ug/L	5.0	1		11/24/22 07:05	142-28-9	
2,2-Dichloropropane	ND	ug/L	5.0	1		11/24/22 07:05	594-20-7	
1,1-Dichloropropene	ND	ug/L	5.0	1		11/24/22 07:05	563-58-6	
cis-1,3-Dichloropropene	ND	ug/L	5.0	1		11/24/22 07:05	10061-01-5	
trans-1,3-Dichloropropene	ND	ug/L	5.0	1		11/24/22 07:05	10061-02-6	
Ethylbenzene	ND	ug/L	5.0	1		11/24/22 07:05	100-41-4	
Ethyl methacrylate	ND	ug/L	100	1		11/24/22 07:05	97-63-2	
Hexachloro-1,3-butadiene	ND	ug/L	5.0	1		11/24/22 07:05	87-68-3	
n-Hexane	ND	ug/L	5.0	1		11/24/22 07:05	110-54-3	
2-Hexanone	ND	ug/L	25.0	1		11/24/22 07:05	591-78-6	
Iodomethane	ND	ug/L	10.0	1		11/24/22 07:05	74-88-4	

This report shall not be reproduced, except in full,
without the written consent of Pace Analytical Services, LLC.

Pace Analytical Services, LLC
7726 Moller Road
Indianapolis, IN 46268
(317)228-3100

ANALYTICAL RESULTS

Project: HRID 4Q2022
Pace Project No.: 50331564

Sample: MW-16 **Lab ID: 50331564034** Collected: 11/16/22 13:30 Received: 11/18/22 16:00 Matrix: Water

Parameters	Results	Units	Report Limit	DF	Prepared	Analyzed	CAS No.	Qual
8260 MSV Indiana	Analytical Method: EPA 5030/8260							
	Pace Analytical Services - Indianapolis							
Isopropylbenzene (Cumene)	ND	ug/L	5.0	1		11/24/22 07:05	98-82-8	
p-Isopropyltoluene	ND	ug/L	5.0	1		11/24/22 07:05	99-87-6	
Methylene Chloride	ND	ug/L	5.0	1		11/24/22 07:05	75-09-2	
1-Methylnaphthalene	ND	ug/L	10.0	1		11/24/22 07:05	90-12-0	
2-Methylnaphthalene	ND	ug/L	10.0	1		11/24/22 07:05	91-57-6	
4-Methyl-2-pentanone (MIBK)	ND	ug/L	25.0	1		11/24/22 07:05	108-10-1	
Methyl-tert-butyl ether	ND	ug/L	4.0	1		11/24/22 07:05	1634-04-4	
Naphthalene	ND	ug/L	1.2	1		11/24/22 07:05	91-20-3	
n-Propylbenzene	ND	ug/L	5.0	1		11/24/22 07:05	103-65-1	
Styrene	ND	ug/L	5.0	1		11/24/22 07:05	100-42-5	
1,1,1,2-Tetrachloroethane	ND	ug/L	5.0	1		11/24/22 07:05	630-20-6	
1,1,2,2-Tetrachloroethane	ND	ug/L	5.0	1		11/24/22 07:05	79-34-5	
Tetrachloroethene	ND	ug/L	5.0	1		11/24/22 07:05	127-18-4	
Toluene	ND	ug/L	5.0	1		11/24/22 07:05	108-88-3	
1,2,3-Trichlorobenzene	ND	ug/L	5.0	1		11/24/22 07:05	87-61-6	
1,2,4-Trichlorobenzene	ND	ug/L	5.0	1		11/24/22 07:05	120-82-1	
1,1,1-Trichloroethane	ND	ug/L	5.0	1		11/24/22 07:05	71-55-6	
1,1,2-Trichloroethane	ND	ug/L	5.0	1		11/24/22 07:05	79-00-5	
Trichloroethene	ND	ug/L	5.0	1		11/24/22 07:05	79-01-6	
Trichlorofluoromethane	ND	ug/L	5.0	1		11/24/22 07:05	75-69-4	
1,2,3-Trichloropropane	ND	ug/L	5.0	1		11/24/22 07:05	96-18-4	
1,2,4-Trimethylbenzene	ND	ug/L	5.0	1		11/24/22 07:05	95-63-6	
1,3,5-Trimethylbenzene	ND	ug/L	5.0	1		11/24/22 07:05	108-67-8	
Vinyl acetate	ND	ug/L	50.0	1		11/24/22 07:05	108-05-4	
Vinyl chloride	ND	ug/L	2.0	1		11/24/22 07:05	75-01-4	
Xylene (Total)	ND	ug/L	10.0	1		11/24/22 07:05	1330-20-7	
Surrogates								
Dibromofluoromethane (S)	97	%.	82-128	1		11/24/22 07:05	1868-53-7	
4-Bromofluorobenzene (S)	99	%.	79-124	1		11/24/22 07:05	460-00-4	
Toluene-d8 (S)	99	%.	73-122	1		11/24/22 07:05	2037-26-5	

This report shall not be reproduced, except in full,
without the written consent of Pace Analytical Services, LLC.

Pace Analytical Services, LLC
7726 Moller Road
Indianapolis, IN 46268
(317)228-3100

ANALYTICAL RESULTS

Project: HRID 4Q2022
Pace Project No.: 50331564

Sample: MW-17 **Lab ID: 50331564035** Collected: 11/16/22 15:00 Received: 11/18/22 16:00 Matrix: Water

Parameters	Results	Units	Report Limit	DF	Prepared	Analyzed	CAS No.	Qual
8260 MSV Indiana	Analytical Method: EPA 5030/8260							
	Pace Analytical Services - Indianapolis							
Acetone	ND	ug/L	100	1		11/24/22 07:35	67-64-1	
Acrolein	ND	ug/L	50.0	1		11/24/22 07:35	107-02-8	
Acrylonitrile	ND	ug/L	100	1		11/24/22 07:35	107-13-1	
Benzene	ND	ug/L	5.0	1		11/24/22 07:35	71-43-2	
Bromobenzene	ND	ug/L	5.0	1		11/24/22 07:35	108-86-1	
Bromochloromethane	ND	ug/L	5.0	1		11/24/22 07:35	74-97-5	
Bromodichloromethane	ND	ug/L	5.0	1		11/24/22 07:35	75-27-4	
Bromoform	ND	ug/L	5.0	1		11/24/22 07:35	75-25-2	
Bromomethane	ND	ug/L	5.0	1		11/24/22 07:35	74-83-9	
2-Butanone (MEK)	ND	ug/L	25.0	1		11/24/22 07:35	78-93-3	
n-Butylbenzene	ND	ug/L	5.0	1		11/24/22 07:35	104-51-8	
sec-Butylbenzene	ND	ug/L	5.0	1		11/24/22 07:35	135-98-8	
tert-Butylbenzene	ND	ug/L	5.0	1		11/24/22 07:35	98-06-6	
Carbon disulfide	ND	ug/L	10.0	1		11/24/22 07:35	75-15-0	
Carbon tetrachloride	ND	ug/L	5.0	1		11/24/22 07:35	56-23-5	
Chlorobenzene	ND	ug/L	5.0	1		11/24/22 07:35	108-90-7	
Chloroethane	ND	ug/L	5.0	1		11/24/22 07:35	75-00-3	
Chloroform	ND	ug/L	5.0	1		11/24/22 07:35	67-66-3	
Chloromethane	ND	ug/L	5.0	1		11/24/22 07:35	74-87-3	
2-Chlorotoluene	ND	ug/L	5.0	1		11/24/22 07:35	95-49-8	
4-Chlorotoluene	ND	ug/L	5.0	1		11/24/22 07:35	106-43-4	
Dibromochloromethane	ND	ug/L	5.0	1		11/24/22 07:35	124-48-1	
1,2-Dibromoethane (EDB)	ND	ug/L	5.0	1		11/24/22 07:35	106-93-4	
Dibromomethane	ND	ug/L	5.0	1		11/24/22 07:35	74-95-3	
1,2-Dichlorobenzene	ND	ug/L	5.0	1		11/24/22 07:35	95-50-1	
1,3-Dichlorobenzene	ND	ug/L	5.0	1		11/24/22 07:35	541-73-1	
1,4-Dichlorobenzene	ND	ug/L	5.0	1		11/24/22 07:35	106-46-7	
trans-1,4-Dichloro-2-butene	ND	ug/L	100	1		11/24/22 07:35	110-57-6	
Dichlorodifluoromethane	ND	ug/L	5.0	1		11/24/22 07:35	75-71-8	
1,1-Dichloroethane	ND	ug/L	5.0	1		11/24/22 07:35	75-34-3	
1,2-Dichloroethane	ND	ug/L	5.0	1		11/24/22 07:35	107-06-2	
1,1-Dichloroethene	ND	ug/L	5.0	1		11/24/22 07:35	75-35-4	
cis-1,2-Dichloroethene	ND	ug/L	5.0	1		11/24/22 07:35	156-59-2	
trans-1,2-Dichloroethene	ND	ug/L	5.0	1		11/24/22 07:35	156-60-5	
1,2-Dichloropropane	ND	ug/L	5.0	1		11/24/22 07:35	78-87-5	
1,3-Dichloropropane	ND	ug/L	5.0	1		11/24/22 07:35	142-28-9	
2,2-Dichloropropane	ND	ug/L	5.0	1		11/24/22 07:35	594-20-7	
1,1-Dichloropropene	ND	ug/L	5.0	1		11/24/22 07:35	563-58-6	
cis-1,3-Dichloropropene	ND	ug/L	5.0	1		11/24/22 07:35	10061-01-5	
trans-1,3-Dichloropropene	ND	ug/L	5.0	1		11/24/22 07:35	10061-02-6	
Ethylbenzene	ND	ug/L	5.0	1		11/24/22 07:35	100-41-4	
Ethyl methacrylate	ND	ug/L	100	1		11/24/22 07:35	97-63-2	
Hexachloro-1,3-butadiene	ND	ug/L	5.0	1		11/24/22 07:35	87-68-3	
n-Hexane	ND	ug/L	5.0	1		11/24/22 07:35	110-54-3	
2-Hexanone	ND	ug/L	25.0	1		11/24/22 07:35	591-78-6	
Iodomethane	ND	ug/L	10.0	1		11/24/22 07:35	74-88-4	

This report shall not be reproduced, except in full,
without the written consent of Pace Analytical Services, LLC.

Pace Analytical Services, LLC
7726 Moller Road
Indianapolis, IN 46268
(317)228-3100

ANALYTICAL RESULTS

Project: HRID 4Q2022
Pace Project No.: 50331564

Sample: MW-17 **Lab ID: 50331564035** Collected: 11/16/22 15:00 Received: 11/18/22 16:00 Matrix: Water

Parameters	Results	Units	Report Limit	DF	Prepared	Analyzed	CAS No.	Qual
8260 MSV Indiana	Analytical Method: EPA 5030/8260							
	Pace Analytical Services - Indianapolis							
Isopropylbenzene (Cumene)	ND	ug/L	5.0	1		11/24/22 07:35	98-82-8	
p-Isopropyltoluene	ND	ug/L	5.0	1		11/24/22 07:35	99-87-6	
Methylene Chloride	ND	ug/L	5.0	1		11/24/22 07:35	75-09-2	
1-Methylnaphthalene	ND	ug/L	10.0	1		11/24/22 07:35	90-12-0	
2-Methylnaphthalene	ND	ug/L	10.0	1		11/24/22 07:35	91-57-6	
4-Methyl-2-pentanone (MIBK)	ND	ug/L	25.0	1		11/24/22 07:35	108-10-1	
Methyl-tert-butyl ether	ND	ug/L	4.0	1		11/24/22 07:35	1634-04-4	
Naphthalene	ND	ug/L	1.2	1		11/24/22 07:35	91-20-3	
n-Propylbenzene	ND	ug/L	5.0	1		11/24/22 07:35	103-65-1	
Styrene	ND	ug/L	5.0	1		11/24/22 07:35	100-42-5	
1,1,1,2-Tetrachloroethane	ND	ug/L	5.0	1		11/24/22 07:35	630-20-6	
1,1,2,2-Tetrachloroethane	ND	ug/L	5.0	1		11/24/22 07:35	79-34-5	
Tetrachloroethene	ND	ug/L	5.0	1		11/24/22 07:35	127-18-4	
Toluene	ND	ug/L	5.0	1		11/24/22 07:35	108-88-3	
1,2,3-Trichlorobenzene	ND	ug/L	5.0	1		11/24/22 07:35	87-61-6	
1,2,4-Trichlorobenzene	ND	ug/L	5.0	1		11/24/22 07:35	120-82-1	
1,1,1-Trichloroethane	ND	ug/L	5.0	1		11/24/22 07:35	71-55-6	
1,1,2-Trichloroethane	ND	ug/L	5.0	1		11/24/22 07:35	79-00-5	
Trichloroethene	ND	ug/L	5.0	1		11/24/22 07:35	79-01-6	
Trichlorofluoromethane	ND	ug/L	5.0	1		11/24/22 07:35	75-69-4	
1,2,3-Trichloropropane	ND	ug/L	5.0	1		11/24/22 07:35	96-18-4	
1,2,4-Trimethylbenzene	ND	ug/L	5.0	1		11/24/22 07:35	95-63-6	
1,3,5-Trimethylbenzene	ND	ug/L	5.0	1		11/24/22 07:35	108-67-8	
Vinyl acetate	ND	ug/L	50.0	1		11/24/22 07:35	108-05-4	
Vinyl chloride	ND	ug/L	2.0	1		11/24/22 07:35	75-01-4	
Xylene (Total)	ND	ug/L	10.0	1		11/24/22 07:35	1330-20-7	
Surrogates								
Dibromofluoromethane (S)	94	%.	82-128	1		11/24/22 07:35	1868-53-7	
4-Bromofluorobenzene (S)	98	%.	79-124	1		11/24/22 07:35	460-00-4	
Toluene-d8 (S)	99	%.	73-122	1		11/24/22 07:35	2037-26-5	

This report shall not be reproduced, except in full,
without the written consent of Pace Analytical Services, LLC.

Pace Analytical Services, LLC
7726 Moller Road
Indianapolis, IN 46268
(317)228-3100

ANALYTICAL RESULTS

Project: HRID 4Q2022
Pace Project No.: 50331564

Sample: MW-43D **Lab ID: 50331564036** Collected: 11/16/22 14:00 Received: 11/18/22 16:00 Matrix: Water

Parameters	Results	Units	Report Limit	DF	Prepared	Analyzed	CAS No.	Qual
8260 MSV Indiana	Analytical Method: EPA 5030/8260							
	Pace Analytical Services - Indianapolis							
Acetone	ND	ug/L	100	1		11/24/22 08:06	67-64-1	
Acrolein	ND	ug/L	50.0	1		11/24/22 08:06	107-02-8	
Acrylonitrile	ND	ug/L	100	1		11/24/22 08:06	107-13-1	
Benzene	ND	ug/L	5.0	1		11/24/22 08:06	71-43-2	
Bromobenzene	ND	ug/L	5.0	1		11/24/22 08:06	108-86-1	
Bromochloromethane	ND	ug/L	5.0	1		11/24/22 08:06	74-97-5	
Bromodichloromethane	ND	ug/L	5.0	1		11/24/22 08:06	75-27-4	
Bromoform	ND	ug/L	5.0	1		11/24/22 08:06	75-25-2	
Bromomethane	ND	ug/L	5.0	1		11/24/22 08:06	74-83-9	
2-Butanone (MEK)	ND	ug/L	25.0	1		11/24/22 08:06	78-93-3	
n-Butylbenzene	ND	ug/L	5.0	1		11/24/22 08:06	104-51-8	
sec-Butylbenzene	ND	ug/L	5.0	1		11/24/22 08:06	135-98-8	
tert-Butylbenzene	ND	ug/L	5.0	1		11/24/22 08:06	98-06-6	
Carbon disulfide	ND	ug/L	10.0	1		11/24/22 08:06	75-15-0	
Carbon tetrachloride	ND	ug/L	5.0	1		11/24/22 08:06	56-23-5	
Chlorobenzene	ND	ug/L	5.0	1		11/24/22 08:06	108-90-7	
Chloroethane	ND	ug/L	5.0	1		11/24/22 08:06	75-00-3	
Chloroform	ND	ug/L	5.0	1		11/24/22 08:06	67-66-3	
Chloromethane	ND	ug/L	5.0	1		11/24/22 08:06	74-87-3	
2-Chlorotoluene	ND	ug/L	5.0	1		11/24/22 08:06	95-49-8	
4-Chlorotoluene	ND	ug/L	5.0	1		11/24/22 08:06	106-43-4	
Dibromochloromethane	ND	ug/L	5.0	1		11/24/22 08:06	124-48-1	
1,2-Dibromoethane (EDB)	ND	ug/L	5.0	1		11/24/22 08:06	106-93-4	
Dibromomethane	ND	ug/L	5.0	1		11/24/22 08:06	74-95-3	
1,2-Dichlorobenzene	ND	ug/L	5.0	1		11/24/22 08:06	95-50-1	
1,3-Dichlorobenzene	ND	ug/L	5.0	1		11/24/22 08:06	541-73-1	
1,4-Dichlorobenzene	ND	ug/L	5.0	1		11/24/22 08:06	106-46-7	
trans-1,4-Dichloro-2-butene	ND	ug/L	100	1		11/24/22 08:06	110-57-6	
Dichlorodifluoromethane	ND	ug/L	5.0	1		11/24/22 08:06	75-71-8	
1,1-Dichloroethane	ND	ug/L	5.0	1		11/24/22 08:06	75-34-3	
1,2-Dichloroethane	ND	ug/L	5.0	1		11/24/22 08:06	107-06-2	
1,1-Dichloroethene	ND	ug/L	5.0	1		11/24/22 08:06	75-35-4	
cis-1,2-Dichloroethene	ND	ug/L	5.0	1		11/24/22 08:06	156-59-2	
trans-1,2-Dichloroethene	ND	ug/L	5.0	1		11/24/22 08:06	156-60-5	
1,2-Dichloropropane	ND	ug/L	5.0	1		11/24/22 08:06	78-87-5	
1,3-Dichloropropane	ND	ug/L	5.0	1		11/24/22 08:06	142-28-9	
2,2-Dichloropropane	ND	ug/L	5.0	1		11/24/22 08:06	594-20-7	
1,1-Dichloropropene	ND	ug/L	5.0	1		11/24/22 08:06	563-58-6	
cis-1,3-Dichloropropene	ND	ug/L	5.0	1		11/24/22 08:06	10061-01-5	
trans-1,3-Dichloropropene	ND	ug/L	5.0	1		11/24/22 08:06	10061-02-6	
Ethylbenzene	ND	ug/L	5.0	1		11/24/22 08:06	100-41-4	
Ethyl methacrylate	ND	ug/L	100	1		11/24/22 08:06	97-63-2	
Hexachloro-1,3-butadiene	ND	ug/L	5.0	1		11/24/22 08:06	87-68-3	
n-Hexane	ND	ug/L	5.0	1		11/24/22 08:06	110-54-3	
2-Hexanone	ND	ug/L	25.0	1		11/24/22 08:06	591-78-6	
Iodomethane	ND	ug/L	10.0	1		11/24/22 08:06	74-88-4	

This report shall not be reproduced, except in full,
without the written consent of Pace Analytical Services, LLC.

Pace Analytical Services, LLC
7726 Moller Road
Indianapolis, IN 46268
(317)228-3100

ANALYTICAL RESULTS

Project: HRID 4Q2022
Pace Project No.: 50331564

Sample: MW-43D **Lab ID: 50331564036** Collected: 11/16/22 14:00 Received: 11/18/22 16:00 Matrix: Water

Parameters	Results	Units	Report Limit	DF	Prepared	Analyzed	CAS No.	Qual
8260 MSV Indiana	Analytical Method: EPA 5030/8260							
	Pace Analytical Services - Indianapolis							
Isopropylbenzene (Cumene)	ND	ug/L	5.0	1		11/24/22 08:06	98-82-8	
p-Isopropyltoluene	ND	ug/L	5.0	1		11/24/22 08:06	99-87-6	
Methylene Chloride	ND	ug/L	5.0	1		11/24/22 08:06	75-09-2	
1-Methylnaphthalene	ND	ug/L	10.0	1		11/24/22 08:06	90-12-0	
2-Methylnaphthalene	ND	ug/L	10.0	1		11/24/22 08:06	91-57-6	
4-Methyl-2-pentanone (MIBK)	ND	ug/L	25.0	1		11/24/22 08:06	108-10-1	
Methyl-tert-butyl ether	ND	ug/L	4.0	1		11/24/22 08:06	1634-04-4	
Naphthalene	ND	ug/L	1.2	1		11/24/22 08:06	91-20-3	
n-Propylbenzene	ND	ug/L	5.0	1		11/24/22 08:06	103-65-1	
Styrene	ND	ug/L	5.0	1		11/24/22 08:06	100-42-5	
1,1,1,2-Tetrachloroethane	ND	ug/L	5.0	1		11/24/22 08:06	630-20-6	
1,1,2,2-Tetrachloroethane	ND	ug/L	5.0	1		11/24/22 08:06	79-34-5	
Tetrachloroethene	ND	ug/L	5.0	1		11/24/22 08:06	127-18-4	
Toluene	ND	ug/L	5.0	1		11/24/22 08:06	108-88-3	
1,2,3-Trichlorobenzene	ND	ug/L	5.0	1		11/24/22 08:06	87-61-6	
1,2,4-Trichlorobenzene	ND	ug/L	5.0	1		11/24/22 08:06	120-82-1	
1,1,1-Trichloroethane	ND	ug/L	5.0	1		11/24/22 08:06	71-55-6	
1,1,2-Trichloroethane	ND	ug/L	5.0	1		11/24/22 08:06	79-00-5	
Trichloroethene	ND	ug/L	5.0	1		11/24/22 08:06	79-01-6	
Trichlorofluoromethane	ND	ug/L	5.0	1		11/24/22 08:06	75-69-4	
1,2,3-Trichloropropane	ND	ug/L	5.0	1		11/24/22 08:06	96-18-4	
1,2,4-Trimethylbenzene	ND	ug/L	5.0	1		11/24/22 08:06	95-63-6	
1,3,5-Trimethylbenzene	ND	ug/L	5.0	1		11/24/22 08:06	108-67-8	
Vinyl acetate	ND	ug/L	50.0	1		11/24/22 08:06	108-05-4	
Vinyl chloride	ND	ug/L	2.0	1		11/24/22 08:06	75-01-4	
Xylene (Total)	ND	ug/L	10.0	1		11/24/22 08:06	1330-20-7	
Surrogates								
Dibromofluoromethane (S)	95	%.	82-128	1		11/24/22 08:06	1868-53-7	
4-Bromofluorobenzene (S)	98	%.	79-124	1		11/24/22 08:06	460-00-4	
Toluene-d8 (S)	100	%.	73-122	1		11/24/22 08:06	2037-26-5	

This report shall not be reproduced, except in full,
without the written consent of Pace Analytical Services, LLC.

Pace Analytical Services, LLC
7726 Moller Road
Indianapolis, IN 46268
(317)228-3100

ANALYTICAL RESULTS

Project: HRID 4Q2022
Pace Project No.: 50331564

Sample: MW-43 **Lab ID: 50331564037** Collected: 11/16/22 14:25 Received: 11/18/22 16:00 Matrix: Water

Parameters	Results	Units	Report Limit	DF	Prepared	Analyzed	CAS No.	Qual
8260 MSV Indiana	Analytical Method: EPA 5030/8260							
	Pace Analytical Services - Indianapolis							
Acetone	ND	ug/L	100	1		11/24/22 08:36	67-64-1	
Acrolein	ND	ug/L	50.0	1		11/24/22 08:36	107-02-8	
Acrylonitrile	ND	ug/L	100	1		11/24/22 08:36	107-13-1	
Benzene	ND	ug/L	5.0	1		11/24/22 08:36	71-43-2	
Bromobenzene	ND	ug/L	5.0	1		11/24/22 08:36	108-86-1	
Bromochloromethane	ND	ug/L	5.0	1		11/24/22 08:36	74-97-5	
Bromodichloromethane	ND	ug/L	5.0	1		11/24/22 08:36	75-27-4	
Bromoform	ND	ug/L	5.0	1		11/24/22 08:36	75-25-2	
Bromomethane	ND	ug/L	5.0	1		11/24/22 08:36	74-83-9	
2-Butanone (MEK)	ND	ug/L	25.0	1		11/24/22 08:36	78-93-3	
n-Butylbenzene	ND	ug/L	5.0	1		11/24/22 08:36	104-51-8	
sec-Butylbenzene	ND	ug/L	5.0	1		11/24/22 08:36	135-98-8	
tert-Butylbenzene	ND	ug/L	5.0	1		11/24/22 08:36	98-06-6	
Carbon disulfide	ND	ug/L	10.0	1		11/24/22 08:36	75-15-0	
Carbon tetrachloride	ND	ug/L	5.0	1		11/24/22 08:36	56-23-5	
Chlorobenzene	ND	ug/L	5.0	1		11/24/22 08:36	108-90-7	
Chloroethane	ND	ug/L	5.0	1		11/24/22 08:36	75-00-3	
Chloroform	ND	ug/L	5.0	1		11/24/22 08:36	67-66-3	
Chloromethane	ND	ug/L	5.0	1		11/24/22 08:36	74-87-3	
2-Chlorotoluene	ND	ug/L	5.0	1		11/24/22 08:36	95-49-8	
4-Chlorotoluene	ND	ug/L	5.0	1		11/24/22 08:36	106-43-4	
Dibromochloromethane	ND	ug/L	5.0	1		11/24/22 08:36	124-48-1	
1,2-Dibromoethane (EDB)	ND	ug/L	5.0	1		11/24/22 08:36	106-93-4	
Dibromomethane	ND	ug/L	5.0	1		11/24/22 08:36	74-95-3	
1,2-Dichlorobenzene	ND	ug/L	5.0	1		11/24/22 08:36	95-50-1	
1,3-Dichlorobenzene	ND	ug/L	5.0	1		11/24/22 08:36	541-73-1	
1,4-Dichlorobenzene	ND	ug/L	5.0	1		11/24/22 08:36	106-46-7	
trans-1,4-Dichloro-2-butene	ND	ug/L	100	1		11/24/22 08:36	110-57-6	
Dichlorodifluoromethane	ND	ug/L	5.0	1		11/24/22 08:36	75-71-8	
1,1-Dichloroethane	ND	ug/L	5.0	1		11/24/22 08:36	75-34-3	
1,2-Dichloroethane	ND	ug/L	5.0	1		11/24/22 08:36	107-06-2	
1,1-Dichloroethene	ND	ug/L	5.0	1		11/24/22 08:36	75-35-4	
cis-1,2-Dichloroethene	ND	ug/L	5.0	1		11/24/22 08:36	156-59-2	
trans-1,2-Dichloroethene	ND	ug/L	5.0	1		11/24/22 08:36	156-60-5	
1,2-Dichloropropane	ND	ug/L	5.0	1		11/24/22 08:36	78-87-5	
1,3-Dichloropropane	ND	ug/L	5.0	1		11/24/22 08:36	142-28-9	
2,2-Dichloropropane	ND	ug/L	5.0	1		11/24/22 08:36	594-20-7	
1,1-Dichloropropene	ND	ug/L	5.0	1		11/24/22 08:36	563-58-6	
cis-1,3-Dichloropropene	ND	ug/L	5.0	1		11/24/22 08:36	10061-01-5	
trans-1,3-Dichloropropene	ND	ug/L	5.0	1		11/24/22 08:36	10061-02-6	
Ethylbenzene	ND	ug/L	5.0	1		11/24/22 08:36	100-41-4	
Ethyl methacrylate	ND	ug/L	100	1		11/24/22 08:36	97-63-2	
Hexachloro-1,3-butadiene	ND	ug/L	5.0	1		11/24/22 08:36	87-68-3	
n-Hexane	ND	ug/L	5.0	1		11/24/22 08:36	110-54-3	
2-Hexanone	ND	ug/L	25.0	1		11/24/22 08:36	591-78-6	
Iodomethane	ND	ug/L	10.0	1		11/24/22 08:36	74-88-4	

This report shall not be reproduced, except in full,
without the written consent of Pace Analytical Services, LLC.

Pace Analytical Services, LLC
7726 Moller Road
Indianapolis, IN 46268
(317)228-3100

ANALYTICAL RESULTS

Project: HRID 4Q2022
Pace Project No.: 50331564

Sample: MW-43 **Lab ID: 50331564037** Collected: 11/16/22 14:25 Received: 11/18/22 16:00 Matrix: Water

Parameters	Results	Units	Report Limit	DF	Prepared	Analyzed	CAS No.	Qual
8260 MSV Indiana	Analytical Method: EPA 5030/8260							
	Pace Analytical Services - Indianapolis							
Isopropylbenzene (Cumene)	ND	ug/L	5.0	1		11/24/22 08:36	98-82-8	
p-Isopropyltoluene	ND	ug/L	5.0	1		11/24/22 08:36	99-87-6	
Methylene Chloride	ND	ug/L	5.0	1		11/24/22 08:36	75-09-2	
1-Methylnaphthalene	ND	ug/L	10.0	1		11/24/22 08:36	90-12-0	
2-Methylnaphthalene	ND	ug/L	10.0	1		11/24/22 08:36	91-57-6	
4-Methyl-2-pentanone (MIBK)	ND	ug/L	25.0	1		11/24/22 08:36	108-10-1	
Methyl-tert-butyl ether	ND	ug/L	4.0	1		11/24/22 08:36	1634-04-4	
Naphthalene	ND	ug/L	1.2	1		11/24/22 08:36	91-20-3	
n-Propylbenzene	ND	ug/L	5.0	1		11/24/22 08:36	103-65-1	
Styrene	ND	ug/L	5.0	1		11/24/22 08:36	100-42-5	
1,1,1,2-Tetrachloroethane	ND	ug/L	5.0	1		11/24/22 08:36	630-20-6	
1,1,2,2-Tetrachloroethane	ND	ug/L	5.0	1		11/24/22 08:36	79-34-5	
Tetrachloroethene	ND	ug/L	5.0	1		11/24/22 08:36	127-18-4	
Toluene	ND	ug/L	5.0	1		11/24/22 08:36	108-88-3	
1,2,3-Trichlorobenzene	ND	ug/L	5.0	1		11/24/22 08:36	87-61-6	
1,2,4-Trichlorobenzene	ND	ug/L	5.0	1		11/24/22 08:36	120-82-1	
1,1,1-Trichloroethane	ND	ug/L	5.0	1		11/24/22 08:36	71-55-6	
1,1,2-Trichloroethane	ND	ug/L	5.0	1		11/24/22 08:36	79-00-5	
Trichloroethene	ND	ug/L	5.0	1		11/24/22 08:36	79-01-6	
Trichlorofluoromethane	ND	ug/L	5.0	1		11/24/22 08:36	75-69-4	
1,2,3-Trichloropropane	ND	ug/L	5.0	1		11/24/22 08:36	96-18-4	
1,2,4-Trimethylbenzene	ND	ug/L	5.0	1		11/24/22 08:36	95-63-6	
1,3,5-Trimethylbenzene	ND	ug/L	5.0	1		11/24/22 08:36	108-67-8	
Vinyl acetate	ND	ug/L	50.0	1		11/24/22 08:36	108-05-4	
Vinyl chloride	ND	ug/L	2.0	1		11/24/22 08:36	75-01-4	
Xylene (Total)	ND	ug/L	10.0	1		11/24/22 08:36	1330-20-7	
Surrogates								
Dibromofluoromethane (S)	96	%.	82-128	1		11/24/22 08:36	1868-53-7	
4-Bromofluorobenzene (S)	98	%.	79-124	1		11/24/22 08:36	460-00-4	
Toluene-d8 (S)	99	%.	73-122	1		11/24/22 08:36	2037-26-5	

This report shall not be reproduced, except in full,
without the written consent of Pace Analytical Services, LLC.

Pace Analytical Services, LLC
7726 Moller Road
Indianapolis, IN 46268
(317)228-3100

ANALYTICAL RESULTS

Project: HRID 4Q2022
Pace Project No.: 50331564

Sample: MW-15 **Lab ID: 50331564038** Collected: 11/16/22 10:25 Received: 11/18/22 16:00 Matrix: Water

Parameters	Results	Units	Report Limit	DF	Prepared	Analyzed	CAS No.	Qual
8260 MSV Indiana	Analytical Method: EPA 5030/8260							
	Pace Analytical Services - Indianapolis							
Acetone	ND	ug/L	100	1		11/23/22 10:18	67-64-1	
Acrolein	ND	ug/L	50.0	1		11/23/22 10:18	107-02-8	
Acrylonitrile	ND	ug/L	100	1		11/23/22 10:18	107-13-1	
Benzene	ND	ug/L	5.0	1		11/23/22 10:18	71-43-2	
Bromobenzene	ND	ug/L	5.0	1		11/23/22 10:18	108-86-1	
Bromochloromethane	ND	ug/L	5.0	1		11/23/22 10:18	74-97-5	
Bromodichloromethane	ND	ug/L	5.0	1		11/23/22 10:18	75-27-4	
Bromoform	ND	ug/L	5.0	1		11/23/22 10:18	75-25-2	
Bromomethane	ND	ug/L	5.0	1		11/23/22 10:18	74-83-9	
2-Butanone (MEK)	ND	ug/L	25.0	1		11/23/22 10:18	78-93-3	
n-Butylbenzene	ND	ug/L	5.0	1		11/23/22 10:18	104-51-8	
sec-Butylbenzene	ND	ug/L	5.0	1		11/23/22 10:18	135-98-8	
tert-Butylbenzene	ND	ug/L	5.0	1		11/23/22 10:18	98-06-6	
Carbon disulfide	ND	ug/L	10.0	1		11/23/22 10:18	75-15-0	
Carbon tetrachloride	ND	ug/L	5.0	1		11/23/22 10:18	56-23-5	
Chlorobenzene	ND	ug/L	5.0	1		11/23/22 10:18	108-90-7	
Chloroethane	ND	ug/L	5.0	1		11/23/22 10:18	75-00-3	
Chloroform	ND	ug/L	5.0	1		11/23/22 10:18	67-66-3	
Chloromethane	ND	ug/L	5.0	1		11/23/22 10:18	74-87-3	
2-Chlorotoluene	ND	ug/L	5.0	1		11/23/22 10:18	95-49-8	
4-Chlorotoluene	ND	ug/L	5.0	1		11/23/22 10:18	106-43-4	
Dibromochloromethane	ND	ug/L	5.0	1		11/23/22 10:18	124-48-1	
1,2-Dibromoethane (EDB)	ND	ug/L	5.0	1		11/23/22 10:18	106-93-4	
Dibromomethane	ND	ug/L	5.0	1		11/23/22 10:18	74-95-3	
1,2-Dichlorobenzene	ND	ug/L	5.0	1		11/23/22 10:18	95-50-1	
1,3-Dichlorobenzene	ND	ug/L	5.0	1		11/23/22 10:18	541-73-1	
1,4-Dichlorobenzene	ND	ug/L	5.0	1		11/23/22 10:18	106-46-7	
trans-1,4-Dichloro-2-butene	ND	ug/L	100	1		11/23/22 10:18	110-57-6	
Dichlorodifluoromethane	ND	ug/L	5.0	1		11/23/22 10:18	75-71-8	
1,1-Dichloroethane	ND	ug/L	5.0	1		11/23/22 10:18	75-34-3	
1,2-Dichloroethane	ND	ug/L	5.0	1		11/23/22 10:18	107-06-2	
1,1-Dichloroethene	ND	ug/L	5.0	1		11/23/22 10:18	75-35-4	
cis-1,2-Dichloroethene	ND	ug/L	5.0	1		11/23/22 10:18	156-59-2	
trans-1,2-Dichloroethene	ND	ug/L	5.0	1		11/23/22 10:18	156-60-5	
1,2-Dichloropropane	ND	ug/L	5.0	1		11/23/22 10:18	78-87-5	
1,3-Dichloropropane	ND	ug/L	5.0	1		11/23/22 10:18	142-28-9	
2,2-Dichloropropane	ND	ug/L	5.0	1		11/23/22 10:18	594-20-7	
1,1-Dichloropropene	ND	ug/L	5.0	1		11/23/22 10:18	563-58-6	
cis-1,3-Dichloropropene	ND	ug/L	5.0	1		11/23/22 10:18	10061-01-5	
trans-1,3-Dichloropropene	ND	ug/L	5.0	1		11/23/22 10:18	10061-02-6	
Ethylbenzene	ND	ug/L	5.0	1		11/23/22 10:18	100-41-4	
Ethyl methacrylate	ND	ug/L	100	1		11/23/22 10:18	97-63-2	
Hexachloro-1,3-butadiene	ND	ug/L	5.0	1		11/23/22 10:18	87-68-3	
n-Hexane	ND	ug/L	5.0	1		11/23/22 10:18	110-54-3	
2-Hexanone	ND	ug/L	25.0	1		11/23/22 10:18	591-78-6	
Iodomethane	ND	ug/L	10.0	1		11/23/22 10:18	74-88-4	

This report shall not be reproduced, except in full,
without the written consent of Pace Analytical Services, LLC.

Pace Analytical Services, LLC
7726 Moller Road
Indianapolis, IN 46268
(317)228-3100

ANALYTICAL RESULTS

Project: HRID 4Q2022
Pace Project No.: 50331564

Sample: MW-15 **Lab ID: 50331564038** Collected: 11/16/22 10:25 Received: 11/18/22 16:00 Matrix: Water

Parameters	Results	Units	Report Limit	DF	Prepared	Analyzed	CAS No.	Qual
8260 MSV Indiana	Analytical Method: EPA 5030/8260							
	Pace Analytical Services - Indianapolis							
Isopropylbenzene (Cumene)	ND	ug/L	5.0	1		11/23/22 10:18	98-82-8	
p-Isopropyltoluene	ND	ug/L	5.0	1		11/23/22 10:18	99-87-6	
Methylene Chloride	ND	ug/L	5.0	1		11/23/22 10:18	75-09-2	
1-Methylnaphthalene	ND	ug/L	10.0	1		11/23/22 10:18	90-12-0	
2-Methylnaphthalene	ND	ug/L	10.0	1		11/23/22 10:18	91-57-6	
4-Methyl-2-pentanone (MIBK)	ND	ug/L	25.0	1		11/23/22 10:18	108-10-1	
Methyl-tert-butyl ether	ND	ug/L	4.0	1		11/23/22 10:18	1634-04-4	
Naphthalene	ND	ug/L	1.2	1		11/23/22 10:18	91-20-3	
n-Propylbenzene	ND	ug/L	5.0	1		11/23/22 10:18	103-65-1	
Styrene	ND	ug/L	5.0	1		11/23/22 10:18	100-42-5	
1,1,1,2-Tetrachloroethane	ND	ug/L	5.0	1		11/23/22 10:18	630-20-6	
1,1,2,2-Tetrachloroethane	ND	ug/L	5.0	1		11/23/22 10:18	79-34-5	
Tetrachloroethene	ND	ug/L	5.0	1		11/23/22 10:18	127-18-4	
Toluene	ND	ug/L	5.0	1		11/23/22 10:18	108-88-3	
1,2,3-Trichlorobenzene	ND	ug/L	5.0	1		11/23/22 10:18	87-61-6	
1,2,4-Trichlorobenzene	ND	ug/L	5.0	1		11/23/22 10:18	120-82-1	
1,1,1-Trichloroethane	ND	ug/L	5.0	1		11/23/22 10:18	71-55-6	
1,1,2-Trichloroethane	ND	ug/L	5.0	1		11/23/22 10:18	79-00-5	
Trichloroethene	**32.2**	ug/L	5.0	1		11/23/22 10:18	79-01-6	
Trichlorofluoromethane	ND	ug/L	5.0	1		11/23/22 10:18	75-69-4	
1,2,3-Trichloropropane	ND	ug/L	5.0	1		11/23/22 10:18	96-18-4	
1,2,4-Trimethylbenzene	ND	ug/L	5.0	1		11/23/22 10:18	95-63-6	
1,3,5-Trimethylbenzene	ND	ug/L	5.0	1		11/23/22 10:18	108-67-8	
Vinyl acetate	ND	ug/L	50.0	1		11/23/22 10:18	108-05-4	
Vinyl chloride	ND	ug/L	2.0	1		11/23/22 10:18	75-01-4	
Xylene (Total)	ND	ug/L	10.0	1		11/23/22 10:18	1330-20-7	
Surrogates								
Dibromofluoromethane (S)	97	%.	82-128	1		11/23/22 10:18	1868-53-7	
4-Bromofluorobenzene (S)	99	%.	79-124	1		11/23/22 10:18	460-00-4	
Toluene-d8 (S)	101	%.	73-122	1		11/23/22 10:18	2037-26-5	

This report shall not be reproduced, except in full,
without the written consent of Pace Analytical Services, LLC.

Pace Analytical Services, LLC
7726 Moller Road
Indianapolis, IN 46268
(317)228-3100

ANALYTICAL RESULTS

Project: HRID 4Q2022
Pace Project No.: 50331564

Sample: MW-15D **Lab ID: 50331564039** Collected: 11/16/22 09:50 Received: 11/18/22 16:00 Matrix: Water

Parameters	Results	Units	Report Limit	DF	Prepared	Analyzed	CAS No.	Qual
8260 MSV Indiana	Analytical Method: EPA 5030/8260							
	Pace Analytical Services - Indianapolis							
Acetone	ND	ug/L	100	1		11/24/22 09:06	67-64-1	
Acrolein	ND	ug/L	50.0	1		11/24/22 09:06	107-02-8	
Acrylonitrile	ND	ug/L	100	1		11/24/22 09:06	107-13-1	
Benzene	ND	ug/L	5.0	1		11/24/22 09:06	71-43-2	
Bromobenzene	ND	ug/L	5.0	1		11/24/22 09:06	108-86-1	
Bromochloromethane	ND	ug/L	5.0	1		11/24/22 09:06	74-97-5	
Bromodichloromethane	ND	ug/L	5.0	1		11/24/22 09:06	75-27-4	
Bromoform	ND	ug/L	5.0	1		11/24/22 09:06	75-25-2	
Bromomethane	ND	ug/L	5.0	1		11/24/22 09:06	74-83-9	
2-Butanone (MEK)	ND	ug/L	25.0	1		11/24/22 09:06	78-93-3	
n-Butylbenzene	ND	ug/L	5.0	1		11/24/22 09:06	104-51-8	
sec-Butylbenzene	ND	ug/L	5.0	1		11/24/22 09:06	135-98-8	
tert-Butylbenzene	ND	ug/L	5.0	1		11/24/22 09:06	98-06-6	
Carbon disulfide	ND	ug/L	10.0	1		11/24/22 09:06	75-15-0	
Carbon tetrachloride	ND	ug/L	5.0	1		11/24/22 09:06	56-23-5	
Chlorobenzene	ND	ug/L	5.0	1		11/24/22 09:06	108-90-7	
Chloroethane	ND	ug/L	5.0	1		11/24/22 09:06	75-00-3	
Chloroform	ND	ug/L	5.0	1		11/24/22 09:06	67-66-3	
Chloromethane	ND	ug/L	5.0	1		11/24/22 09:06	74-87-3	
2-Chlorotoluene	ND	ug/L	5.0	1		11/24/22 09:06	95-49-8	
4-Chlorotoluene	ND	ug/L	5.0	1		11/24/22 09:06	106-43-4	
Dibromochloromethane	ND	ug/L	5.0	1		11/24/22 09:06	124-48-1	
1,2-Dibromoethane (EDB)	ND	ug/L	5.0	1		11/24/22 09:06	106-93-4	
Dibromomethane	ND	ug/L	5.0	1		11/24/22 09:06	74-95-3	
1,2-Dichlorobenzene	ND	ug/L	5.0	1		11/24/22 09:06	95-50-1	
1,3-Dichlorobenzene	ND	ug/L	5.0	1		11/24/22 09:06	541-73-1	
1,4-Dichlorobenzene	ND	ug/L	5.0	1		11/24/22 09:06	106-46-7	
trans-1,4-Dichloro-2-butene	ND	ug/L	100	1		11/24/22 09:06	110-57-6	
Dichlorodifluoromethane	ND	ug/L	5.0	1		11/24/22 09:06	75-71-8	
1,1-Dichloroethane	ND	ug/L	5.0	1		11/24/22 09:06	75-34-3	
1,2-Dichloroethane	ND	ug/L	5.0	1		11/24/22 09:06	107-06-2	
1,1-Dichloroethene	ND	ug/L	5.0	1		11/24/22 09:06	75-35-4	
cis-1,2-Dichloroethene	**41.9**	ug/L	5.0	1		11/24/22 09:06	156-59-2	
trans-1,2-Dichloroethene	ND	ug/L	5.0	1		11/24/22 09:06	156-60-5	
1,2-Dichloropropane	ND	ug/L	5.0	1		11/24/22 09:06	78-87-5	
1,3-Dichloropropane	ND	ug/L	5.0	1		11/24/22 09:06	142-28-9	
2,2-Dichloropropane	ND	ug/L	5.0	1		11/24/22 09:06	594-20-7	
1,1-Dichloropropene	ND	ug/L	5.0	1		11/24/22 09:06	563-58-6	
cis-1,3-Dichloropropene	ND	ug/L	5.0	1		11/24/22 09:06	10061-01-5	
trans-1,3-Dichloropropene	ND	ug/L	5.0	1		11/24/22 09:06	10061-02-6	
Ethylbenzene	ND	ug/L	5.0	1		11/24/22 09:06	100-41-4	
Ethyl methacrylate	ND	ug/L	100	1		11/24/22 09:06	97-63-2	
Hexachloro-1,3-butadiene	ND	ug/L	5.0	1		11/24/22 09:06	87-68-3	
n-Hexane	ND	ug/L	5.0	1		11/24/22 09:06	110-54-3	
2-Hexanone	ND	ug/L	25.0	1		11/24/22 09:06	591-78-6	
Iodomethane	ND	ug/L	10.0	1		11/24/22 09:06	74-88-4	

This report shall not be reproduced, except in full,
without the written consent of Pace Analytical Services, LLC.

Pace Analytical Services, LLC
7726 Moller Road
Indianapolis, IN 46268
(317)228-3100

ANALYTICAL RESULTS

Project: HRID 4Q2022
Pace Project No.: 50331564

Sample: MW-15D **Lab ID: 50331564039** Collected: 11/16/22 09:50 Received: 11/18/22 16:00 Matrix: Water

Parameters	Results	Units	Report Limit	DF	Prepared	Analyzed	CAS No.	Qual
8260 MSV Indiana	Analytical Method: EPA 5030/8260							
	Pace Analytical Services - Indianapolis							
Isopropylbenzene (Cumene)	ND	ug/L	5.0	1		11/24/22 09:06	98-82-8	
p-Isopropyltoluene	ND	ug/L	5.0	1		11/24/22 09:06	99-87-6	
Methylene Chloride	ND	ug/L	5.0	1		11/24/22 09:06	75-09-2	
1-Methylnaphthalene	ND	ug/L	10.0	1		11/24/22 09:06	90-12-0	
2-Methylnaphthalene	ND	ug/L	10.0	1		11/24/22 09:06	91-57-6	
4-Methyl-2-pentanone (MIBK)	ND	ug/L	25.0	1		11/24/22 09:06	108-10-1	
Methyl-tert-butyl ether	ND	ug/L	4.0	1		11/24/22 09:06	1634-04-4	
Naphthalene	ND	ug/L	1.2	1		11/24/22 09:06	91-20-3	
n-Propylbenzene	ND	ug/L	5.0	1		11/24/22 09:06	103-65-1	
Styrene	ND	ug/L	5.0	1		11/24/22 09:06	100-42-5	
1,1,1,2-Tetrachloroethane	ND	ug/L	5.0	1		11/24/22 09:06	630-20-6	
1,1,2,2-Tetrachloroethane	ND	ug/L	5.0	1		11/24/22 09:06	79-34-5	
Tetrachloroethene	ND	ug/L	5.0	1		11/24/22 09:06	127-18-4	
Toluene	ND	ug/L	5.0	1		11/24/22 09:06	108-88-3	
1,2,3-Trichlorobenzene	ND	ug/L	5.0	1		11/24/22 09:06	87-61-6	
1,2,4-Trichlorobenzene	ND	ug/L	5.0	1		11/24/22 09:06	120-82-1	
1,1,1-Trichloroethane	ND	ug/L	5.0	1		11/24/22 09:06	71-55-6	
1,1,2-Trichloroethane	ND	ug/L	5.0	1		11/24/22 09:06	79-00-5	
Trichloroethene	ND	ug/L	5.0	1		11/24/22 09:06	79-01-6	
Trichlorofluoromethane	ND	ug/L	5.0	1		11/24/22 09:06	75-69-4	
1,2,3-Trichloropropane	ND	ug/L	5.0	1		11/24/22 09:06	96-18-4	
1,2,4-Trimethylbenzene	ND	ug/L	5.0	1		11/24/22 09:06	95-63-6	
1,3,5-Trimethylbenzene	ND	ug/L	5.0	1		11/24/22 09:06	108-67-8	
Vinyl acetate	ND	ug/L	50.0	1		11/24/22 09:06	108-05-4	
Vinyl chloride	ND	ug/L	2.0	1		11/24/22 09:06	75-01-4	
Xylene (Total)	ND	ug/L	10.0	1		11/24/22 09:06	1330-20-7	
Surrogates								
Dibromofluoromethane (S)	97	%.	82-128	1		11/24/22 09:06	1868-53-7	
4-Bromofluorobenzene (S)	97	%.	79-124	1		11/24/22 09:06	460-00-4	
Toluene-d8 (S)	99	%.	73-122	1		11/24/22 09:06	2037-26-5	

This report shall not be reproduced, except in full,
without the written consent of Pace Analytical Services, LLC.

Pace Analytical Services, LLC
7726 Moller Road
Indianapolis, IN 46268
(317)228-3100

ANALYTICAL RESULTS

Project: HRID 4Q2022
Pace Project No.: 50331564

Sample: MW-14 **Lab ID: 50331564040** Collected: 11/16/22 09:15 Received: 11/18/22 16:00 Matrix: Water

Parameters	Results	Units	Report Limit	DF	Prepared	Analyzed	CAS No.	Qual
8260 MSV Indiana	Analytical Method: EPA 5030/8260							
	Pace Analytical Services - Indianapolis							
Acetone	ND	ug/L	100	1		11/24/22 09:37	67-64-1	
Acrolein	ND	ug/L	50.0	1		11/24/22 09:37	107-02-8	
Acrylonitrile	ND	ug/L	100	1		11/24/22 09:37	107-13-1	
Benzene	ND	ug/L	5.0	1		11/24/22 09:37	71-43-2	
Bromobenzene	ND	ug/L	5.0	1		11/24/22 09:37	108-86-1	
Bromochloromethane	ND	ug/L	5.0	1		11/24/22 09:37	74-97-5	
Bromodichloromethane	ND	ug/L	5.0	1		11/24/22 09:37	75-27-4	
Bromoform	ND	ug/L	5.0	1		11/24/22 09:37	75-25-2	
Bromomethane	ND	ug/L	5.0	1		11/24/22 09:37	74-83-9	
2-Butanone (MEK)	ND	ug/L	25.0	1		11/24/22 09:37	78-93-3	
n-Butylbenzene	ND	ug/L	5.0	1		11/24/22 09:37	104-51-8	
sec-Butylbenzene	ND	ug/L	5.0	1		11/24/22 09:37	135-98-8	
tert-Butylbenzene	ND	ug/L	5.0	1		11/24/22 09:37	98-06-6	
Carbon disulfide	ND	ug/L	10.0	1		11/24/22 09:37	75-15-0	
Carbon tetrachloride	ND	ug/L	5.0	1		11/24/22 09:37	56-23-5	
Chlorobenzene	ND	ug/L	5.0	1		11/24/22 09:37	108-90-7	
Chloroethane	ND	ug/L	5.0	1		11/24/22 09:37	75-00-3	
Chloroform	ND	ug/L	5.0	1		11/24/22 09:37	67-66-3	
Chloromethane	ND	ug/L	5.0	1		11/24/22 09:37	74-87-3	
2-Chlorotoluene	ND	ug/L	5.0	1		11/24/22 09:37	95-49-8	
4-Chlorotoluene	ND	ug/L	5.0	1		11/24/22 09:37	106-43-4	
Dibromochloromethane	ND	ug/L	5.0	1		11/24/22 09:37	124-48-1	
1,2-Dibromoethane (EDB)	ND	ug/L	5.0	1		11/24/22 09:37	106-93-4	
Dibromomethane	ND	ug/L	5.0	1		11/24/22 09:37	74-95-3	
1,2-Dichlorobenzene	ND	ug/L	5.0	1		11/24/22 09:37	95-50-1	
1,3-Dichlorobenzene	ND	ug/L	5.0	1		11/24/22 09:37	541-73-1	
1,4-Dichlorobenzene	ND	ug/L	5.0	1		11/24/22 09:37	106-46-7	
trans-1,4-Dichloro-2-butene	ND	ug/L	100	1		11/24/22 09:37	110-57-6	
Dichlorodifluoromethane	ND	ug/L	5.0	1		11/24/22 09:37	75-71-8	
1,1-Dichloroethane	ND	ug/L	5.0	1		11/24/22 09:37	75-34-3	
1,2-Dichloroethane	ND	ug/L	5.0	1		11/24/22 09:37	107-06-2	
1,1-Dichloroethene	ND	ug/L	5.0	1		11/24/22 09:37	75-35-4	
cis-1,2-Dichloroethene	ND	ug/L	5.0	1		11/24/22 09:37	156-59-2	
trans-1,2-Dichloroethene	ND	ug/L	5.0	1		11/24/22 09:37	156-60-5	
1,2-Dichloropropane	ND	ug/L	5.0	1		11/24/22 09:37	78-87-5	
1,3-Dichloropropane	ND	ug/L	5.0	1		11/24/22 09:37	142-28-9	
2,2-Dichloropropane	ND	ug/L	5.0	1		11/24/22 09:37	594-20-7	
1,1-Dichloropropene	ND	ug/L	5.0	1		11/24/22 09:37	563-58-6	
cis-1,3-Dichloropropene	ND	ug/L	5.0	1		11/24/22 09:37	10061-01-5	
trans-1,3-Dichloropropene	ND	ug/L	5.0	1		11/24/22 09:37	10061-02-6	
Ethylbenzene	ND	ug/L	5.0	1		11/24/22 09:37	100-41-4	
Ethyl methacrylate	ND	ug/L	100	1		11/24/22 09:37	97-63-2	
Hexachloro-1,3-butadiene	ND	ug/L	5.0	1		11/24/22 09:37	87-68-3	
n-Hexane	ND	ug/L	5.0	1		11/24/22 09:37	110-54-3	
2-Hexanone	ND	ug/L	25.0	1		11/24/22 09:37	591-78-6	
Iodomethane	ND	ug/L	10.0	1		11/24/22 09:37	74-88-4	

This report shall not be reproduced, except in full,
without the written consent of Pace Analytical Services, LLC.

Pace Analytical Services, LLC
7726 Moller Road
Indianapolis, IN 46268
(317)228-3100

ANALYTICAL RESULTS

Project: HRID 4Q2022
Pace Project No.: 50331564

Sample: MW-14 **Lab ID: 50331564040** Collected: 11/16/22 09:15 Received: 11/18/22 16:00 Matrix: Water

Parameters	Results	Units	Report Limit	DF	Prepared	Analyzed	CAS No.	Qual
8260 MSV Indiana	Analytical Method: EPA 5030/8260							
	Pace Analytical Services - Indianapolis							
Isopropylbenzene (Cumene)	ND	ug/L	5.0	1		11/24/22 09:37	98-82-8	
p-Isopropyltoluene	ND	ug/L	5.0	1		11/24/22 09:37	99-87-6	
Methylene Chloride	ND	ug/L	5.0	1		11/24/22 09:37	75-09-2	
1-Methylnaphthalene	ND	ug/L	10.0	1		11/24/22 09:37	90-12-0	
2-Methylnaphthalene	ND	ug/L	10.0	1		11/24/22 09:37	91-57-6	
4-Methyl-2-pentanone (MIBK)	ND	ug/L	25.0	1		11/24/22 09:37	108-10-1	
Methyl-tert-butyl ether	ND	ug/L	4.0	1		11/24/22 09:37	1634-04-4	
Naphthalene	ND	ug/L	1.2	1		11/24/22 09:37	91-20-3	
n-Propylbenzene	ND	ug/L	5.0	1		11/24/22 09:37	103-65-1	
Styrene	ND	ug/L	5.0	1		11/24/22 09:37	100-42-5	
1,1,1,2-Tetrachloroethane	ND	ug/L	5.0	1		11/24/22 09:37	630-20-6	
1,1,2,2-Tetrachloroethane	ND	ug/L	5.0	1		11/24/22 09:37	79-34-5	
Tetrachloroethene	ND	ug/L	5.0	1		11/24/22 09:37	127-18-4	
Toluene	ND	ug/L	5.0	1		11/24/22 09:37	108-88-3	
1,2,3-Trichlorobenzene	ND	ug/L	5.0	1		11/24/22 09:37	87-61-6	
1,2,4-Trichlorobenzene	ND	ug/L	5.0	1		11/24/22 09:37	120-82-1	
1,1,1-Trichloroethane	ND	ug/L	5.0	1		11/24/22 09:37	71-55-6	
1,1,2-Trichloroethane	ND	ug/L	5.0	1		11/24/22 09:37	79-00-5	
Trichloroethene	ND	ug/L	5.0	1		11/24/22 09:37	79-01-6	
Trichlorofluoromethane	ND	ug/L	5.0	1		11/24/22 09:37	75-69-4	
1,2,3-Trichloropropane	ND	ug/L	5.0	1		11/24/22 09:37	96-18-4	
1,2,4-Trimethylbenzene	ND	ug/L	5.0	1		11/24/22 09:37	95-63-6	
1,3,5-Trimethylbenzene	ND	ug/L	5.0	1		11/24/22 09:37	108-67-8	
Vinyl acetate	ND	ug/L	50.0	1		11/24/22 09:37	108-05-4	
Vinyl chloride	ND	ug/L	2.0	1		11/24/22 09:37	75-01-4	
Xylene (Total)	ND	ug/L	10.0	1		11/24/22 09:37	1330-20-7	
Surrogates								
Dibromofluoromethane (S)	95	%.	82-128	1		11/24/22 09:37	1868-53-7	
4-Bromofluorobenzene (S)	97	%.	79-124	1		11/24/22 09:37	460-00-4	
Toluene-d8 (S)	99	%.	73-122	1		11/24/22 09:37	2037-26-5	

This report shall not be reproduced, except in full,
without the written consent of Pace Analytical Services, LLC.

Pace Analytical Services, LLC
7726 Moller Road
Indianapolis, IN 46268
(317)228-3100

ANALYTICAL RESULTS

Project: HRID 4Q2022
Pace Project No.: 50331564

Sample: MW-14D **Lab ID: 50331564041** Collected: 11/16/22 08:25 Received: 11/18/22 16:00 Matrix: Water

Parameters	Results	Units	Report Limit	DF	Prepared	Analyzed	CAS No.	Qual
8260 MSV Indiana	Analytical Method: EPA 5030/8260							
	Pace Analytical Services - Indianapolis							
Acetone	ND	ug/L	100	1		11/24/22 10:07	67-64-1	
Acrolein	ND	ug/L	50.0	1		11/24/22 10:07	107-02-8	
Acrylonitrile	ND	ug/L	100	1		11/24/22 10:07	107-13-1	
Benzene	ND	ug/L	5.0	1		11/24/22 10:07	71-43-2	
Bromobenzene	ND	ug/L	5.0	1		11/24/22 10:07	108-86-1	
Bromochloromethane	ND	ug/L	5.0	1		11/24/22 10:07	74-97-5	
Bromodichloromethane	ND	ug/L	5.0	1		11/24/22 10:07	75-27-4	
Bromoform	ND	ug/L	5.0	1		11/24/22 10:07	75-25-2	
Bromomethane	ND	ug/L	5.0	1		11/24/22 10:07	74-83-9	
2-Butanone (MEK)	ND	ug/L	25.0	1		11/24/22 10:07	78-93-3	
n-Butylbenzene	ND	ug/L	5.0	1		11/24/22 10:07	104-51-8	
sec-Butylbenzene	ND	ug/L	5.0	1		11/24/22 10:07	135-98-8	
tert-Butylbenzene	ND	ug/L	5.0	1		11/24/22 10:07	98-06-6	
Carbon disulfide	ND	ug/L	10.0	1		11/24/22 10:07	75-15-0	
Carbon tetrachloride	ND	ug/L	5.0	1		11/24/22 10:07	56-23-5	
Chlorobenzene	ND	ug/L	5.0	1		11/24/22 10:07	108-90-7	
Chloroethane	ND	ug/L	5.0	1		11/24/22 10:07	75-00-3	
Chloroform	ND	ug/L	5.0	1		11/24/22 10:07	67-66-3	
Chloromethane	ND	ug/L	5.0	1		11/24/22 10:07	74-87-3	
2-Chlorotoluene	ND	ug/L	5.0	1		11/24/22 10:07	95-49-8	
4-Chlorotoluene	ND	ug/L	5.0	1		11/24/22 10:07	106-43-4	
Dibromochloromethane	ND	ug/L	5.0	1		11/24/22 10:07	124-48-1	
1,2-Dibromoethane (EDB)	ND	ug/L	5.0	1		11/24/22 10:07	106-93-4	
Dibromomethane	ND	ug/L	5.0	1		11/24/22 10:07	74-95-3	
1,2-Dichlorobenzene	ND	ug/L	5.0	1		11/24/22 10:07	95-50-1	
1,3-Dichlorobenzene	ND	ug/L	5.0	1		11/24/22 10:07	541-73-1	
1,4-Dichlorobenzene	ND	ug/L	5.0	1		11/24/22 10:07	106-46-7	
trans-1,4-Dichloro-2-butene	ND	ug/L	100	1		11/24/22 10:07	110-57-6	
Dichlorodifluoromethane	ND	ug/L	5.0	1		11/24/22 10:07	75-71-8	
1,1-Dichloroethane	ND	ug/L	5.0	1		11/24/22 10:07	75-34-3	
1,2-Dichloroethane	ND	ug/L	5.0	1		11/24/22 10:07	107-06-2	
1,1-Dichloroethene	ND	ug/L	5.0	1		11/24/22 10:07	75-35-4	
cis-1,2-Dichloroethene	**28.5**	ug/L	5.0	1		11/24/22 10:07	156-59-2	
trans-1,2-Dichloroethene	ND	ug/L	5.0	1		11/24/22 10:07	156-60-5	
1,2-Dichloropropane	ND	ug/L	5.0	1		11/24/22 10:07	78-87-5	
1,3-Dichloropropane	ND	ug/L	5.0	1		11/24/22 10:07	142-28-9	
2,2-Dichloropropane	ND	ug/L	5.0	1		11/24/22 10:07	594-20-7	
1,1-Dichloropropene	ND	ug/L	5.0	1		11/24/22 10:07	563-58-6	
cis-1,3-Dichloropropene	ND	ug/L	5.0	1		11/24/22 10:07	10061-01-5	
trans-1,3-Dichloropropene	ND	ug/L	5.0	1		11/24/22 10:07	10061-02-6	
Ethylbenzene	ND	ug/L	5.0	1		11/24/22 10:07	100-41-4	
Ethyl methacrylate	ND	ug/L	100	1		11/24/22 10:07	97-63-2	
Hexachloro-1,3-butadiene	ND	ug/L	5.0	1		11/24/22 10:07	87-68-3	
n-Hexane	ND	ug/L	5.0	1		11/24/22 10:07	110-54-3	
2-Hexanone	ND	ug/L	25.0	1		11/24/22 10:07	591-78-6	
Iodomethane	ND	ug/L	10.0	1		11/24/22 10:07	74-88-4	

This report shall not be reproduced, except in full,
without the written consent of Pace Analytical Services, LLC.

Pace Analytical Services, LLC
7726 Moller Road
Indianapolis, IN 46268
(317)228-3100

ANALYTICAL RESULTS

Project: HRID 4Q2022
Pace Project No.: 50331564

Sample: MW-14D **Lab ID: 50331564041** Collected: 11/16/22 08:25 Received: 11/18/22 16:00 Matrix: Water

Parameters	Results	Units	Report Limit	DF	Prepared	Analyzed	CAS No.	Qual
8260 MSV Indiana	Analytical Method: EPA 5030/8260							
	Pace Analytical Services - Indianapolis							
Isopropylbenzene (Cumene)	ND	ug/L	5.0	1		11/24/22 10:07	98-82-8	
p-Isopropyltoluene	ND	ug/L	5.0	1		11/24/22 10:07	99-87-6	
Methylene Chloride	ND	ug/L	5.0	1		11/24/22 10:07	75-09-2	
1-Methylnaphthalene	ND	ug/L	10.0	1		11/24/22 10:07	90-12-0	
2-Methylnaphthalene	ND	ug/L	10.0	1		11/24/22 10:07	91-57-6	
4-Methyl-2-pentanone (MIBK)	ND	ug/L	25.0	1		11/24/22 10:07	108-10-1	
Methyl-tert-butyl ether	ND	ug/L	4.0	1		11/24/22 10:07	1634-04-4	
Naphthalene	ND	ug/L	1.2	1		11/24/22 10:07	91-20-3	
n-Propylbenzene	ND	ug/L	5.0	1		11/24/22 10:07	103-65-1	
Styrene	ND	ug/L	5.0	1		11/24/22 10:07	100-42-5	
1,1,1,2-Tetrachloroethane	ND	ug/L	5.0	1		11/24/22 10:07	630-20-6	
1,1,2,2-Tetrachloroethane	ND	ug/L	5.0	1		11/24/22 10:07	79-34-5	
Tetrachloroethene	ND	ug/L	5.0	1		11/24/22 10:07	127-18-4	
Toluene	ND	ug/L	5.0	1		11/24/22 10:07	108-88-3	
1,2,3-Trichlorobenzene	ND	ug/L	5.0	1		11/24/22 10:07	87-61-6	
1,2,4-Trichlorobenzene	ND	ug/L	5.0	1		11/24/22 10:07	120-82-1	
1,1,1-Trichloroethane	ND	ug/L	5.0	1		11/24/22 10:07	71-55-6	
1,1,2-Trichloroethane	ND	ug/L	5.0	1		11/24/22 10:07	79-00-5	
Trichloroethene	**270**	ug/L	5.0	1		11/24/22 10:07	79-01-6	
Trichlorofluoromethane	ND	ug/L	5.0	1		11/24/22 10:07	75-69-4	
1,2,3-Trichloropropane	ND	ug/L	5.0	1		11/24/22 10:07	96-18-4	
1,2,4-Trimethylbenzene	ND	ug/L	5.0	1		11/24/22 10:07	95-63-6	
1,3,5-Trimethylbenzene	ND	ug/L	5.0	1		11/24/22 10:07	108-67-8	
Vinyl acetate	ND	ug/L	50.0	1		11/24/22 10:07	108-05-4	
Vinyl chloride	ND	ug/L	2.0	1		11/24/22 10:07	75-01-4	
Xylene (Total)	ND	ug/L	10.0	1		11/24/22 10:07	1330-20-7	
Surrogates								
Dibromofluoromethane (S)	96	%.	82-128	1		11/24/22 10:07	1868-53-7	
4-Bromofluorobenzene (S)	97	%.	79-124	1		11/24/22 10:07	460-00-4	
Toluene-d8 (S)	99	%.	73-122	1		11/24/22 10:07	2037-26-5	

This report shall not be reproduced, except in full,
without the written consent of Pace Analytical Services, LLC.

Pace Analytical Services, LLC
7726 Moller Road
Indianapolis, IN 46268
(317)228-3100

ANALYTICAL RESULTS

Project: HRID 4Q2022
Pace Project No.: 50331564

Sample: MW-50D **Lab ID: 50331564042** Collected: 11/16/22 15:36 Received: 11/18/22 16:00 Matrix: Water

Parameters	Results	Units	Report Limit	DF	Prepared	Analyzed	CAS No.	Qual
8260 MSV Indiana	Analytical Method: EPA 5030/8260							
	Pace Analytical Services - Indianapolis							
Acetone	ND	ug/L	100	1		11/24/22 08:51	67-64-1	
Acrolein	ND	ug/L	50.0	1		11/24/22 08:51	107-02-8	
Acrylonitrile	ND	ug/L	100	1		11/24/22 08:51	107-13-1	
Benzene	ND	ug/L	5.0	1		11/24/22 08:51	71-43-2	
Bromobenzene	ND	ug/L	5.0	1		11/24/22 08:51	108-86-1	
Bromochloromethane	ND	ug/L	5.0	1		11/24/22 08:51	74-97-5	
Bromodichloromethane	ND	ug/L	5.0	1		11/24/22 08:51	75-27-4	
Bromoform	ND	ug/L	5.0	1		11/24/22 08:51	75-25-2	
Bromomethane	ND	ug/L	5.0	1		11/24/22 08:51	74-83-9	
2-Butanone (MEK)	ND	ug/L	25.0	1		11/24/22 08:51	78-93-3	
n-Butylbenzene	ND	ug/L	5.0	1		11/24/22 08:51	104-51-8	
sec-Butylbenzene	ND	ug/L	5.0	1		11/24/22 08:51	135-98-8	
tert-Butylbenzene	ND	ug/L	5.0	1		11/24/22 08:51	98-06-6	
Carbon disulfide	ND	ug/L	10.0	1		11/24/22 08:51	75-15-0	
Carbon tetrachloride	ND	ug/L	5.0	1		11/24/22 08:51	56-23-5	
Chlorobenzene	ND	ug/L	5.0	1		11/24/22 08:51	108-90-7	
Chloroethane	ND	ug/L	5.0	1		11/24/22 08:51	75-00-3	
Chloroform	ND	ug/L	5.0	1		11/24/22 08:51	67-66-3	
Chloromethane	ND	ug/L	5.0	1		11/24/22 08:51	74-87-3	
2-Chlorotoluene	ND	ug/L	5.0	1		11/24/22 08:51	95-49-8	
4-Chlorotoluene	ND	ug/L	5.0	1		11/24/22 08:51	106-43-4	
Dibromochloromethane	ND	ug/L	5.0	1		11/24/22 08:51	124-48-1	
1,2-Dibromoethane (EDB)	ND	ug/L	5.0	1		11/24/22 08:51	106-93-4	
Dibromomethane	ND	ug/L	5.0	1		11/24/22 08:51	74-95-3	
1,2-Dichlorobenzene	ND	ug/L	5.0	1		11/24/22 08:51	95-50-1	
1,3-Dichlorobenzene	ND	ug/L	5.0	1		11/24/22 08:51	541-73-1	
1,4-Dichlorobenzene	ND	ug/L	5.0	1		11/24/22 08:51	106-46-7	
trans-1,4-Dichloro-2-butene	ND	ug/L	100	1		11/24/22 08:51	110-57-6	
Dichlorodifluoromethane	ND	ug/L	5.0	1		11/24/22 08:51	75-71-8	
1,1-Dichloroethane	ND	ug/L	5.0	1		11/24/22 08:51	75-34-3	
1,2-Dichloroethane	ND	ug/L	5.0	1		11/24/22 08:51	107-06-2	
1,1-Dichloroethene	ND	ug/L	5.0	1		11/24/22 08:51	75-35-4	
cis-1,2-Dichloroethene	ND	ug/L	5.0	1		11/24/22 08:51	156-59-2	
trans-1,2-Dichloroethene	ND	ug/L	5.0	1		11/24/22 08:51	156-60-5	
1,2-Dichloropropane	ND	ug/L	5.0	1		11/24/22 08:51	78-87-5	
1,3-Dichloropropane	ND	ug/L	5.0	1		11/24/22 08:51	142-28-9	
2,2-Dichloropropane	ND	ug/L	5.0	1		11/24/22 08:51	594-20-7	
1,1-Dichloropropene	ND	ug/L	5.0	1		11/24/22 08:51	563-58-6	
cis-1,3-Dichloropropene	ND	ug/L	5.0	1		11/24/22 08:51	10061-01-5	
trans-1,3-Dichloropropene	ND	ug/L	5.0	1		11/24/22 08:51	10061-02-6	
Ethylbenzene	ND	ug/L	5.0	1		11/24/22 08:51	100-41-4	
Ethyl methacrylate	ND	ug/L	100	1		11/24/22 08:51	97-63-2	
Hexachloro-1,3-butadiene	ND	ug/L	5.0	1		11/24/22 08:51	87-68-3	
n-Hexane	ND	ug/L	5.0	1		11/24/22 08:51	110-54-3	
2-Hexanone	ND	ug/L	25.0	1		11/24/22 08:51	591-78-6	
Iodomethane	ND	ug/L	10.0	1		11/24/22 08:51	74-88-4	

This report shall not be reproduced, except in full,
without the written consent of Pace Analytical Services, LLC.

Pace Analytical Services, LLC
7726 Moller Road
Indianapolis, IN 46268
(317)228-3100

ANALYTICAL RESULTS

Project: HRID 4Q2022
Pace Project No.: 50331564

Sample: MW-50D **Lab ID: 50331564042** Collected: 11/16/22 15:36 Received: 11/18/22 16:00 Matrix: Water

Parameters	Results	Units	Report Limit	DF	Prepared	Analyzed	CAS No.	Qual
8260 MSV Indiana	Analytical Method: EPA 5030/8260							
	Pace Analytical Services - Indianapolis							
Isopropylbenzene (Cumene)	ND	ug/L	5.0	1		11/24/22 08:51	98-82-8	
p-Isopropyltoluene	ND	ug/L	5.0	1		11/24/22 08:51	99-87-6	
Methylene Chloride	ND	ug/L	5.0	1		11/24/22 08:51	75-09-2	
1-Methylnaphthalene	ND	ug/L	10.0	1		11/24/22 08:51	90-12-0	
2-Methylnaphthalene	ND	ug/L	10.0	1		11/24/22 08:51	91-57-6	
4-Methyl-2-pentanone (MIBK)	ND	ug/L	25.0	1		11/24/22 08:51	108-10-1	
Methyl-tert-butyl ether	ND	ug/L	4.0	1		11/24/22 08:51	1634-04-4	
Naphthalene	ND	ug/L	1.2	1		11/24/22 08:51	91-20-3	
n-Propylbenzene	ND	ug/L	5.0	1		11/24/22 08:51	103-65-1	
Styrene	ND	ug/L	5.0	1		11/24/22 08:51	100-42-5	
1,1,1,2-Tetrachloroethane	ND	ug/L	5.0	1		11/24/22 08:51	630-20-6	
1,1,2,2-Tetrachloroethane	ND	ug/L	5.0	1		11/24/22 08:51	79-34-5	
Tetrachloroethene	ND	ug/L	5.0	1		11/24/22 08:51	127-18-4	
Toluene	ND	ug/L	5.0	1		11/24/22 08:51	108-88-3	
1,2,3-Trichlorobenzene	ND	ug/L	5.0	1		11/24/22 08:51	87-61-6	
1,2,4-Trichlorobenzene	ND	ug/L	5.0	1		11/24/22 08:51	120-82-1	
1,1,1-Trichloroethane	ND	ug/L	5.0	1		11/24/22 08:51	71-55-6	
1,1,2-Trichloroethane	ND	ug/L	5.0	1		11/24/22 08:51	79-00-5	
Trichloroethene	ND	ug/L	5.0	1		11/24/22 08:51	79-01-6	
Trichlorofluoromethane	ND	ug/L	5.0	1		11/24/22 08:51	75-69-4	
1,2,3-Trichloropropane	ND	ug/L	5.0	1		11/24/22 08:51	96-18-4	
1,2,4-Trimethylbenzene	ND	ug/L	5.0	1		11/24/22 08:51	95-63-6	
1,3,5-Trimethylbenzene	ND	ug/L	5.0	1		11/24/22 08:51	108-67-8	
Vinyl acetate	ND	ug/L	50.0	1		11/24/22 08:51	108-05-4	
Vinyl chloride	ND	ug/L	2.0	1		11/24/22 08:51	75-01-4	
Xylene (Total)	ND	ug/L	10.0	1		11/24/22 08:51	1330-20-7	
Surrogates								
Dibromofluoromethane (S)	96	%.	82-128	1		11/24/22 08:51	1868-53-7	
4-Bromofluorobenzene (S)	97	%.	79-124	1		11/24/22 08:51	460-00-4	
Toluene-d8 (S)	99	%.	73-122	1		11/24/22 08:51	2037-26-5	

This report shall not be reproduced, except in full,
without the written consent of Pace Analytical Services, LLC.

Pace Analytical Services, LLC
7726 Moller Road
Indianapolis, IN 46268
(317)228-3100

ANALYTICAL RESULTS

Project: HRID 4Q2022
Pace Project No.: 50331564

Sample: DUP1 **Lab ID: 50331564043** Collected: 11/15/22 08:00 Received: 11/18/22 16:00 Matrix: Water

Parameters	Results	Units	Report Limit	DF	Prepared	Analyzed	CAS No.	Qual
8260 MSV Indiana	Analytical Method: EPA 5030/8260							
	Pace Analytical Services - Indianapolis							
Acetone	ND	ug/L	100	1		11/22/22 23:08	67-64-1	
Acrolein	ND	ug/L	50.0	1		11/22/22 23:08	107-02-8	
Acrylonitrile	ND	ug/L	100	1		11/22/22 23:08	107-13-1	
Benzene	ND	ug/L	5.0	1		11/22/22 23:08	71-43-2	
Bromobenzene	ND	ug/L	5.0	1		11/22/22 23:08	108-86-1	
Bromochloromethane	ND	ug/L	5.0	1		11/22/22 23:08	74-97-5	
Bromodichloromethane	ND	ug/L	5.0	1		11/22/22 23:08	75-27-4	
Bromoform	ND	ug/L	5.0	1		11/22/22 23:08	75-25-2	
Bromomethane	ND	ug/L	5.0	1		11/22/22 23:08	74-83-9	
2-Butanone (MEK)	ND	ug/L	25.0	1		11/22/22 23:08	78-93-3	
n-Butylbenzene	ND	ug/L	5.0	1		11/22/22 23:08	104-51-8	
sec-Butylbenzene	ND	ug/L	5.0	1		11/22/22 23:08	135-98-8	
tert-Butylbenzene	ND	ug/L	5.0	1		11/22/22 23:08	98-06-6	
Carbon disulfide	ND	ug/L	10.0	1		11/22/22 23:08	75-15-0	
Carbon tetrachloride	ND	ug/L	5.0	1		11/22/22 23:08	56-23-5	
Chlorobenzene	ND	ug/L	5.0	1		11/22/22 23:08	108-90-7	
Chloroethane	ND	ug/L	5.0	1		11/22/22 23:08	75-00-3	
Chloroform	ND	ug/L	5.0	1		11/22/22 23:08	67-66-3	
Chloromethane	ND	ug/L	5.0	1		11/22/22 23:08	74-87-3	
2-Chlorotoluene	ND	ug/L	5.0	1		11/22/22 23:08	95-49-8	
4-Chlorotoluene	ND	ug/L	5.0	1		11/22/22 23:08	106-43-4	
Dibromochloromethane	ND	ug/L	5.0	1		11/22/22 23:08	124-48-1	
1,2-Dibromoethane (EDB)	ND	ug/L	5.0	1		11/22/22 23:08	106-93-4	
Dibromomethane	ND	ug/L	5.0	1		11/22/22 23:08	74-95-3	
1,2-Dichlorobenzene	ND	ug/L	5.0	1		11/22/22 23:08	95-50-1	
1,3-Dichlorobenzene	ND	ug/L	5.0	1		11/22/22 23:08	541-73-1	
1,4-Dichlorobenzene	ND	ug/L	5.0	1		11/22/22 23:08	106-46-7	
trans-1,4-Dichloro-2-butene	ND	ug/L	100	1		11/22/22 23:08	110-57-6	
Dichlorodifluoromethane	ND	ug/L	5.0	1		11/22/22 23:08	75-71-8	
1,1-Dichloroethane	ND	ug/L	5.0	1		11/22/22 23:08	75-34-3	
1,2-Dichloroethane	ND	ug/L	5.0	1		11/22/22 23:08	107-06-2	
1,1-Dichloroethene	ND	ug/L	5.0	1		11/22/22 23:08	75-35-4	
cis-1,2-Dichloroethene	ND	ug/L	5.0	1		11/22/22 23:08	156-59-2	
trans-1,2-Dichloroethene	ND	ug/L	5.0	1		11/22/22 23:08	156-60-5	
1,2-Dichloropropane	ND	ug/L	5.0	1		11/22/22 23:08	78-87-5	
1,3-Dichloropropane	ND	ug/L	5.0	1		11/22/22 23:08	142-28-9	
2,2-Dichloropropane	ND	ug/L	5.0	1		11/22/22 23:08	594-20-7	
1,1-Dichloropropene	ND	ug/L	5.0	1		11/22/22 23:08	563-58-6	
cis-1,3-Dichloropropene	ND	ug/L	5.0	1		11/22/22 23:08	10061-01-5	
trans-1,3-Dichloropropene	ND	ug/L	5.0	1		11/22/22 23:08	10061-02-6	
Ethylbenzene	ND	ug/L	5.0	1		11/22/22 23:08	100-41-4	
Ethyl methacrylate	ND	ug/L	100	1		11/22/22 23:08	97-63-2	
Hexachloro-1,3-butadiene	ND	ug/L	5.0	1		11/22/22 23:08	87-68-3	
n-Hexane	ND	ug/L	5.0	1		11/22/22 23:08	110-54-3	
2-Hexanone	ND	ug/L	25.0	1		11/22/22 23:08	591-78-6	
Iodomethane	ND	ug/L	10.0	1		11/22/22 23:08	74-88-4	

This report shall not be reproduced, except in full,
without the written consent of Pace Analytical Services, LLC.

Pace Analytical Services, LLC
7726 Moller Road
Indianapolis, IN 46268
(317)228-3100

ANALYTICAL RESULTS

Project: HRID 4Q2022
Pace Project No.: 50331564

Sample: DUP1 **Lab ID: 50331564043** Collected: 11/15/22 08:00 Received: 11/18/22 16:00 Matrix: Water

Parameters	Results	Units	Report Limit	DF	Prepared	Analyzed	CAS No.	Qual
8260 MSV Indiana	Analytical Method: EPA 5030/8260							
	Pace Analytical Services - Indianapolis							
Isopropylbenzene (Cumene)	ND	ug/L	5.0	1		11/22/22 23:08	98-82-8	
p-Isopropyltoluene	ND	ug/L	5.0	1		11/22/22 23:08	99-87-6	
Methylene Chloride	ND	ug/L	5.0	1		11/22/22 23:08	75-09-2	
1-Methylnaphthalene	ND	ug/L	10.0	1		11/22/22 23:08	90-12-0	
2-Methylnaphthalene	ND	ug/L	10.0	1		11/22/22 23:08	91-57-6	
4-Methyl-2-pentanone (MIBK)	ND	ug/L	25.0	1		11/22/22 23:08	108-10-1	
Methyl-tert-butyl ether	ND	ug/L	4.0	1		11/22/22 23:08	1634-04-4	
Naphthalene	ND	ug/L	1.2	1		11/22/22 23:08	91-20-3	
n-Propylbenzene	ND	ug/L	5.0	1		11/22/22 23:08	103-65-1	
Styrene	ND	ug/L	5.0	1		11/22/22 23:08	100-42-5	
1,1,1,2-Tetrachloroethane	ND	ug/L	5.0	1		11/22/22 23:08	630-20-6	
1,1,2,2-Tetrachloroethane	ND	ug/L	5.0	1		11/22/22 23:08	79-34-5	
Tetrachloroethene	ND	ug/L	5.0	1		11/22/22 23:08	127-18-4	
Toluene	ND	ug/L	5.0	1		11/22/22 23:08	108-88-3	
1,2,3-Trichlorobenzene	ND	ug/L	5.0	1		11/22/22 23:08	87-61-6	
1,2,4-Trichlorobenzene	ND	ug/L	5.0	1		11/22/22 23:08	120-82-1	
1,1,1-Trichloroethane	ND	ug/L	5.0	1		11/22/22 23:08	71-55-6	
1,1,2-Trichloroethane	ND	ug/L	5.0	1		11/22/22 23:08	79-00-5	
Trichloroethene	ND	ug/L	5.0	1		11/22/22 23:08	79-01-6	
Trichlorofluoromethane	ND	ug/L	5.0	1		11/22/22 23:08	75-69-4	
1,2,3-Trichloropropane	ND	ug/L	5.0	1		11/22/22 23:08	96-18-4	
1,2,4-Trimethylbenzene	ND	ug/L	5.0	1		11/22/22 23:08	95-63-6	
1,3,5-Trimethylbenzene	ND	ug/L	5.0	1		11/22/22 23:08	108-67-8	
Vinyl acetate	ND	ug/L	50.0	1		11/22/22 23:08	108-05-4	
Vinyl chloride	ND	ug/L	2.0	1		11/22/22 23:08	75-01-4	
Xylene (Total)	ND	ug/L	10.0	1		11/22/22 23:08	1330-20-7	
Surrogates								
Dibromofluoromethane (S)	96	%.	82-128	1		11/22/22 23:08	1868-53-7	
4-Bromofluorobenzene (S)	99	%.	79-124	1		11/22/22 23:08	460-00-4	
Toluene-d8 (S)	101	%.	73-122	1		11/22/22 23:08	2037-26-5	

This report shall not be reproduced, except in full,
without the written consent of Pace Analytical Services, LLC.

Pace Analytical Services, LLC
7726 Moller Road
Indianapolis, IN 46268
(317)228-3100

ANALYTICAL RESULTS

Project: HRID 4Q2022
Pace Project No.: 50331564

Sample: DUP2 **Lab ID: 50331564044** Collected: 11/16/22 08:00 Received: 11/18/22 16:00 Matrix: Water

Parameters	Results	Units	Report Limit	DF	Prepared	Analyzed	CAS No.	Qual
8260 MSV Indiana	Analytical Method: EPA 5030/8260							
	Pace Analytical Services - Indianapolis							
Acetone	ND	ug/L	100	1		11/24/22 02:15	67-64-1	
Acrolein	ND	ug/L	50.0	1		11/24/22 02:15	107-02-8	
Acrylonitrile	ND	ug/L	100	1		11/24/22 02:15	107-13-1	
Benzene	ND	ug/L	5.0	1		11/24/22 02:15	71-43-2	
Bromobenzene	ND	ug/L	5.0	1		11/24/22 02:15	108-86-1	
Bromochloromethane	ND	ug/L	5.0	1		11/24/22 02:15	74-97-5	
Bromodichloromethane	ND	ug/L	5.0	1		11/24/22 02:15	75-27-4	
Bromoform	ND	ug/L	5.0	1		11/24/22 02:15	75-25-2	
Bromomethane	ND	ug/L	5.0	1		11/24/22 02:15	74-83-9	
2-Butanone (MEK)	ND	ug/L	25.0	1		11/24/22 02:15	78-93-3	
n-Butylbenzene	ND	ug/L	5.0	1		11/24/22 02:15	104-51-8	
sec-Butylbenzene	ND	ug/L	5.0	1		11/24/22 02:15	135-98-8	
tert-Butylbenzene	ND	ug/L	5.0	1		11/24/22 02:15	98-06-6	
Carbon disulfide	ND	ug/L	10.0	1		11/24/22 02:15	75-15-0	
Carbon tetrachloride	ND	ug/L	5.0	1		11/24/22 02:15	56-23-5	
Chlorobenzene	ND	ug/L	5.0	1		11/24/22 02:15	108-90-7	
Chloroethane	ND	ug/L	5.0	1		11/24/22 02:15	75-00-3	
Chloroform	ND	ug/L	5.0	1		11/24/22 02:15	67-66-3	
Chloromethane	ND	ug/L	5.0	1		11/24/22 02:15	74-87-3	
2-Chlorotoluene	ND	ug/L	5.0	1		11/24/22 02:15	95-49-8	
4-Chlorotoluene	ND	ug/L	5.0	1		11/24/22 02:15	106-43-4	
Dibromochloromethane	ND	ug/L	5.0	1		11/24/22 02:15	124-48-1	
1,2-Dibromoethane (EDB)	ND	ug/L	5.0	1		11/24/22 02:15	106-93-4	
Dibromomethane	ND	ug/L	5.0	1		11/24/22 02:15	74-95-3	
1,2-Dichlorobenzene	ND	ug/L	5.0	1		11/24/22 02:15	95-50-1	
1,3-Dichlorobenzene	ND	ug/L	5.0	1		11/24/22 02:15	541-73-1	
1,4-Dichlorobenzene	ND	ug/L	5.0	1		11/24/22 02:15	106-46-7	
trans-1,4-Dichloro-2-butene	ND	ug/L	100	1		11/24/22 02:15	110-57-6	
Dichlorodifluoromethane	ND	ug/L	5.0	1		11/24/22 02:15	75-71-8	
1,1-Dichloroethane	ND	ug/L	5.0	1		11/24/22 02:15	75-34-3	
1,2-Dichloroethane	ND	ug/L	5.0	1		11/24/22 02:15	107-06-2	
1,1-Dichloroethene	ND	ug/L	5.0	1		11/24/22 02:15	75-35-4	
cis-1,2-Dichloroethene	**28.9**	ug/L	5.0	1		11/24/22 02:15	156-59-2	
trans-1,2-Dichloroethene	ND	ug/L	5.0	1		11/24/22 02:15	156-60-5	
1,2-Dichloropropane	ND	ug/L	5.0	1		11/24/22 02:15	78-87-5	
1,3-Dichloropropane	ND	ug/L	5.0	1		11/24/22 02:15	142-28-9	
2,2-Dichloropropane	ND	ug/L	5.0	1		11/24/22 02:15	594-20-7	
1,1-Dichloropropene	ND	ug/L	5.0	1		11/24/22 02:15	563-58-6	
cis-1,3-Dichloropropene	ND	ug/L	5.0	1		11/24/22 02:15	10061-01-5	
trans-1,3-Dichloropropene	ND	ug/L	5.0	1		11/24/22 02:15	10061-02-6	
Ethylbenzene	ND	ug/L	5.0	1		11/24/22 02:15	100-41-4	
Ethyl methacrylate	ND	ug/L	100	1		11/24/22 02:15	97-63-2	
Hexachloro-1,3-butadiene	ND	ug/L	5.0	1		11/24/22 02:15	87-68-3	
n-Hexane	ND	ug/L	5.0	1		11/24/22 02:15	110-54-3	
2-Hexanone	ND	ug/L	25.0	1		11/24/22 02:15	591-78-6	
Iodomethane	ND	ug/L	10.0	1		11/24/22 02:15	74-88-4	

This report shall not be reproduced, except in full,
without the written consent of Pace Analytical Services, LLC.

Pace Analytical Services, LLC
7726 Moller Road
Indianapolis, IN 46268
(317)228-3100

ANALYTICAL RESULTS

Project: HRID 4Q2022
Pace Project No.: 50331564

Sample: DUP2 **Lab ID: 50331564044** Collected: 11/16/22 08:00 Received: 11/18/22 16:00 Matrix: Water

Parameters	Results	Units	Report Limit	DF	Prepared	Analyzed	CAS No.	Qual
8260 MSV Indiana	Analytical Method: EPA 5030/8260							
	Pace Analytical Services - Indianapolis							
Isopropylbenzene (Cumene)	ND	ug/L	5.0	1		11/24/22 02:15	98-82-8	
p-Isopropyltoluene	ND	ug/L	5.0	1		11/24/22 02:15	99-87-6	
Methylene Chloride	ND	ug/L	5.0	1		11/24/22 02:15	75-09-2	
1-Methylnaphthalene	ND	ug/L	10.0	1		11/24/22 02:15	90-12-0	
2-Methylnaphthalene	ND	ug/L	10.0	1		11/24/22 02:15	91-57-6	
4-Methyl-2-pentanone (MIBK)	ND	ug/L	25.0	1		11/24/22 02:15	108-10-1	
Methyl-tert-butyl ether	ND	ug/L	4.0	1		11/24/22 02:15	1634-04-4	
Naphthalene	ND	ug/L	1.2	1		11/24/22 02:15	91-20-3	
n-Propylbenzene	ND	ug/L	5.0	1		11/24/22 02:15	103-65-1	
Styrene	ND	ug/L	5.0	1		11/24/22 02:15	100-42-5	
1,1,1,2-Tetrachloroethane	ND	ug/L	5.0	1		11/24/22 02:15	630-20-6	
1,1,2,2-Tetrachloroethane	ND	ug/L	5.0	1		11/24/22 02:15	79-34-5	
Tetrachloroethene	ND	ug/L	5.0	1		11/24/22 02:15	127-18-4	
Toluene	ND	ug/L	5.0	1		11/24/22 02:15	108-88-3	
1,2,3-Trichlorobenzene	ND	ug/L	5.0	1		11/24/22 02:15	87-61-6	
1,2,4-Trichlorobenzene	ND	ug/L	5.0	1		11/24/22 02:15	120-82-1	
1,1,1-Trichloroethane	ND	ug/L	5.0	1		11/24/22 02:15	71-55-6	
1,1,2-Trichloroethane	ND	ug/L	5.0	1		11/24/22 02:15	79-00-5	
Trichloroethene	**276**	ug/L	5.0	1		11/24/22 02:15	79-01-6	
Trichlorofluoromethane	ND	ug/L	5.0	1		11/24/22 02:15	75-69-4	
1,2,3-Trichloropropane	ND	ug/L	5.0	1		11/24/22 02:15	96-18-4	
1,2,4-Trimethylbenzene	ND	ug/L	5.0	1		11/24/22 02:15	95-63-6	
1,3,5-Trimethylbenzene	ND	ug/L	5.0	1		11/24/22 02:15	108-67-8	
Vinyl acetate	ND	ug/L	50.0	1		11/24/22 02:15	108-05-4	
Vinyl chloride	ND	ug/L	2.0	1		11/24/22 02:15	75-01-4	
Xylene (Total)	ND	ug/L	10.0	1		11/24/22 02:15	1330-20-7	
Surrogates								
Dibromofluoromethane (S)	97	%.	82-128	1		11/24/22 02:15	1868-53-7	
4-Bromofluorobenzene (S)	99	%.	79-124	1		11/24/22 02:15	460-00-4	
Toluene-d8 (S)	101	%.	73-122	1		11/24/22 02:15	2037-26-5	

This report shall not be reproduced, except in full,
without the written consent of Pace Analytical Services, LLC.

Pace Analytical Services, LLC
7726 Moller Road
Indianapolis, IN 46268
(317)228-3100

ANALYTICAL RESULTS

Project: HRID 4Q2022
Pace Project No.: 50331564

Sample: MW-55D **Lab ID: 50331564045** Collected: 11/17/22 08:30 Received: 11/18/22 16:00 Matrix: Water

Parameters	Results	Units	Report Limit	DF	Prepared	Analyzed	CAS No.	Qual
8260 MSV Indiana	Analytical Method: EPA 5030/8260							
	Pace Analytical Services - Indianapolis							
Acetone	ND	ug/L	100	1		11/29/22 08:40	67-64-1	
Acrolein	ND	ug/L	50.0	1		11/29/22 08:40	107-02-8	
Acrylonitrile	ND	ug/L	100	1		11/29/22 08:40	107-13-1	
Benzene	ND	ug/L	5.0	1		11/29/22 08:40	71-43-2	
Bromobenzene	ND	ug/L	5.0	1		11/29/22 08:40	108-86-1	
Bromochloromethane	ND	ug/L	5.0	1		11/29/22 08:40	74-97-5	
Bromodichloromethane	ND	ug/L	5.0	1		11/29/22 08:40	75-27-4	
Bromoform	ND	ug/L	5.0	1		11/29/22 08:40	75-25-2	
Bromomethane	ND	ug/L	5.0	1		11/29/22 08:40	74-83-9	
2-Butanone (MEK)	ND	ug/L	25.0	1		11/29/22 08:40	78-93-3	
n-Butylbenzene	ND	ug/L	5.0	1		11/29/22 08:40	104-51-8	
sec-Butylbenzene	ND	ug/L	5.0	1		11/29/22 08:40	135-98-8	
tert-Butylbenzene	ND	ug/L	5.0	1		11/29/22 08:40	98-06-6	
Carbon disulfide	ND	ug/L	10.0	1		11/29/22 08:40	75-15-0	
Carbon tetrachloride	ND	ug/L	5.0	1		11/29/22 08:40	56-23-5	
Chlorobenzene	ND	ug/L	5.0	1		11/29/22 08:40	108-90-7	
Chloroethane	ND	ug/L	5.0	1		11/29/22 08:40	75-00-3	
Chloroform	ND	ug/L	5.0	1		11/29/22 08:40	67-66-3	
Chloromethane	ND	ug/L	5.0	1		11/29/22 08:40	74-87-3	
2-Chlorotoluene	ND	ug/L	5.0	1		11/29/22 08:40	95-49-8	
4-Chlorotoluene	ND	ug/L	5.0	1		11/29/22 08:40	106-43-4	
Dibromochloromethane	ND	ug/L	5.0	1		11/29/22 08:40	124-48-1	
1,2-Dibromoethane (EDB)	ND	ug/L	5.0	1		11/29/22 08:40	106-93-4	
Dibromomethane	ND	ug/L	5.0	1		11/29/22 08:40	74-95-3	
1,2-Dichlorobenzene	ND	ug/L	5.0	1		11/29/22 08:40	95-50-1	
1,3-Dichlorobenzene	ND	ug/L	5.0	1		11/29/22 08:40	541-73-1	
1,4-Dichlorobenzene	ND	ug/L	5.0	1		11/29/22 08:40	106-46-7	
trans-1,4-Dichloro-2-butene	ND	ug/L	100	1		11/29/22 08:40	110-57-6	
Dichlorodifluoromethane	ND	ug/L	5.0	1		11/29/22 08:40	75-71-8	
1,1-Dichloroethane	ND	ug/L	5.0	1		11/29/22 08:40	75-34-3	
1,2-Dichloroethane	ND	ug/L	5.0	1		11/29/22 08:40	107-06-2	
1,1-Dichloroethene	ND	ug/L	5.0	1		11/29/22 08:40	75-35-4	
cis-1,2-Dichloroethene	**121**	ug/L	5.0	1		11/29/22 08:40	156-59-2	
trans-1,2-Dichloroethene	ND	ug/L	5.0	1		11/29/22 08:40	156-60-5	
1,2-Dichloropropane	ND	ug/L	5.0	1		11/29/22 08:40	78-87-5	
1,3-Dichloropropane	ND	ug/L	5.0	1		11/29/22 08:40	142-28-9	
2,2-Dichloropropane	ND	ug/L	5.0	1		11/29/22 08:40	594-20-7	
1,1-Dichloropropene	ND	ug/L	5.0	1		11/29/22 08:40	563-58-6	
cis-1,3-Dichloropropene	ND	ug/L	5.0	1		11/29/22 08:40	10061-01-5	
trans-1,3-Dichloropropene	ND	ug/L	5.0	1		11/29/22 08:40	10061-02-6	
Ethylbenzene	ND	ug/L	5.0	1		11/29/22 08:40	100-41-4	
Ethyl methacrylate	ND	ug/L	100	1		11/29/22 08:40	97-63-2	
Hexachloro-1,3-butadiene	ND	ug/L	5.0	1		11/29/22 08:40	87-68-3	
n-Hexane	ND	ug/L	5.0	1		11/29/22 08:40	110-54-3	
2-Hexanone	ND	ug/L	25.0	1		11/29/22 08:40	591-78-6	
Iodomethane	ND	ug/L	10.0	1		11/29/22 08:40	74-88-4	

This report shall not be reproduced, except in full,
without the written consent of Pace Analytical Services, LLC.

Pace Analytical Services, LLC
7726 Moller Road
Indianapolis, IN 46268
(317)228-3100

ANALYTICAL RESULTS

Project: HRID 4Q2022
Pace Project No.: 50331564

Sample: MW-55D **Lab ID: 50331564045** Collected: 11/17/22 08:30 Received: 11/18/22 16:00 Matrix: Water

Parameters	Results	Units	Report Limit	DF	Prepared	Analyzed	CAS No.	Qual
8260 MSV Indiana	Analytical Method: EPA 5030/8260							
	Pace Analytical Services - Indianapolis							
Isopropylbenzene (Cumene)	ND	ug/L	5.0	1		11/29/22 08:40	98-82-8	
p-Isopropyltoluene	ND	ug/L	5.0	1		11/29/22 08:40	99-87-6	
Methylene Chloride	ND	ug/L	5.0	1		11/29/22 08:40	75-09-2	
1-Methylnaphthalene	ND	ug/L	10.0	1		11/29/22 08:40	90-12-0	
2-Methylnaphthalene	ND	ug/L	10.0	1		11/29/22 08:40	91-57-6	
4-Methyl-2-pentanone (MIBK)	ND	ug/L	25.0	1		11/29/22 08:40	108-10-1	
Methyl-tert-butyl ether	ND	ug/L	4.0	1		11/29/22 08:40	1634-04-4	
Naphthalene	ND	ug/L	1.2	1		11/29/22 08:40	91-20-3	
n-Propylbenzene	ND	ug/L	5.0	1		11/29/22 08:40	103-65-1	
Styrene	ND	ug/L	5.0	1		11/29/22 08:40	100-42-5	
1,1,1,2-Tetrachloroethane	ND	ug/L	5.0	1		11/29/22 08:40	630-20-6	
1,1,2,2-Tetrachloroethane	ND	ug/L	5.0	1		11/29/22 08:40	79-34-5	
Tetrachloroethene	ND	ug/L	5.0	1		11/29/22 08:40	127-18-4	
Toluene	ND	ug/L	5.0	1		11/29/22 08:40	108-88-3	
1,2,3-Trichlorobenzene	ND	ug/L	5.0	1		11/29/22 08:40	87-61-6	
1,2,4-Trichlorobenzene	ND	ug/L	5.0	1		11/29/22 08:40	120-82-1	
1,1,1-Trichloroethane	ND	ug/L	5.0	1		11/29/22 08:40	71-55-6	
1,1,2-Trichloroethane	ND	ug/L	5.0	1		11/29/22 08:40	79-00-5	
Trichloroethene	**20.5**	ug/L	5.0	1		11/29/22 08:40	79-01-6	
Trichlorofluoromethane	ND	ug/L	5.0	1		11/29/22 08:40	75-69-4	
1,2,3-Trichloropropane	ND	ug/L	5.0	1		11/29/22 08:40	96-18-4	
1,2,4-Trimethylbenzene	ND	ug/L	5.0	1		11/29/22 08:40	95-63-6	
1,3,5-Trimethylbenzene	ND	ug/L	5.0	1		11/29/22 08:40	108-67-8	
Vinyl acetate	ND	ug/L	50.0	1		11/29/22 08:40	108-05-4	
Vinyl chloride	**58.4**	ug/L	2.0	1		11/29/22 08:40	75-01-4	
Xylene (Total)	ND	ug/L	10.0	1		11/29/22 08:40	1330-20-7	
Surrogates								
Dibromofluoromethane (S)	98	%.	82-128	1		11/29/22 08:40	1868-53-7	
4-Bromofluorobenzene (S)	98	%.	79-124	1		11/29/22 08:40	460-00-4	
Toluene-d8 (S)	96	%.	73-122	1		11/29/22 08:40	2037-26-5	

This report shall not be reproduced, except in full,
without the written consent of Pace Analytical Services, LLC.

Pace Analytical Services, LLC
7726 Moller Road
Indianapolis, IN 46268
(317)228-3100

ANALYTICAL RESULTS

Project: HRID 4Q2022
Pace Project No.: 50331564

Sample: MW-55S **Lab ID: 50331564046** Collected: 11/17/22 09:20 Received: 11/18/22 16:00 Matrix: Water

Parameters	Results	Units	Report Limit	DF	Prepared	Analyzed	CAS No.	Qual
8260 MSV Indiana	Analytical Method: EPA 5030/8260							
	Pace Analytical Services - Indianapolis							
Acetone	ND	ug/L	100	1		11/29/22 09:10	67-64-1	
Acrolein	ND	ug/L	50.0	1		11/29/22 09:10	107-02-8	
Acrylonitrile	ND	ug/L	100	1		11/29/22 09:10	107-13-1	
Benzene	ND	ug/L	5.0	1		11/29/22 09:10	71-43-2	
Bromobenzene	ND	ug/L	5.0	1		11/29/22 09:10	108-86-1	
Bromochloromethane	ND	ug/L	5.0	1		11/29/22 09:10	74-97-5	
Bromodichloromethane	ND	ug/L	5.0	1		11/29/22 09:10	75-27-4	
Bromoform	ND	ug/L	5.0	1		11/29/22 09:10	75-25-2	
Bromomethane	ND	ug/L	5.0	1		11/29/22 09:10	74-83-9	
2-Butanone (MEK)	ND	ug/L	25.0	1		11/29/22 09:10	78-93-3	
n-Butylbenzene	ND	ug/L	5.0	1		11/29/22 09:10	104-51-8	
sec-Butylbenzene	ND	ug/L	5.0	1		11/29/22 09:10	135-98-8	
tert-Butylbenzene	ND	ug/L	5.0	1		11/29/22 09:10	98-06-6	
Carbon disulfide	ND	ug/L	10.0	1		11/29/22 09:10	75-15-0	
Carbon tetrachloride	ND	ug/L	5.0	1		11/29/22 09:10	56-23-5	
Chlorobenzene	ND	ug/L	5.0	1		11/29/22 09:10	108-90-7	
Chloroethane	ND	ug/L	5.0	1		11/29/22 09:10	75-00-3	
Chloroform	ND	ug/L	5.0	1		11/29/22 09:10	67-66-3	
Chloromethane	ND	ug/L	5.0	1		11/29/22 09:10	74-87-3	
2-Chlorotoluene	ND	ug/L	5.0	1		11/29/22 09:10	95-49-8	
4-Chlorotoluene	ND	ug/L	5.0	1		11/29/22 09:10	106-43-4	
Dibromochloromethane	ND	ug/L	5.0	1		11/29/22 09:10	124-48-1	
1,2-Dibromoethane (EDB)	ND	ug/L	5.0	1		11/29/22 09:10	106-93-4	
Dibromomethane	ND	ug/L	5.0	1		11/29/22 09:10	74-95-3	
1,2-Dichlorobenzene	ND	ug/L	5.0	1		11/29/22 09:10	95-50-1	
1,3-Dichlorobenzene	ND	ug/L	5.0	1		11/29/22 09:10	541-73-1	
1,4-Dichlorobenzene	ND	ug/L	5.0	1		11/29/22 09:10	106-46-7	
trans-1,4-Dichloro-2-butene	ND	ug/L	100	1		11/29/22 09:10	110-57-6	
Dichlorodifluoromethane	ND	ug/L	5.0	1		11/29/22 09:10	75-71-8	
1,1-Dichloroethane	ND	ug/L	5.0	1		11/29/22 09:10	75-34-3	
1,2-Dichloroethane	ND	ug/L	5.0	1		11/29/22 09:10	107-06-2	
1,1-Dichloroethene	ND	ug/L	5.0	1		11/29/22 09:10	75-35-4	
cis-1,2-Dichloroethene	ND	ug/L	5.0	1		11/29/22 09:10	156-59-2	
trans-1,2-Dichloroethene	ND	ug/L	5.0	1		11/29/22 09:10	156-60-5	
1,2-Dichloropropane	ND	ug/L	5.0	1		11/29/22 09:10	78-87-5	
1,3-Dichloropropane	ND	ug/L	5.0	1		11/29/22 09:10	142-28-9	
2,2-Dichloropropane	ND	ug/L	5.0	1		11/29/22 09:10	594-20-7	
1,1-Dichloropropene	ND	ug/L	5.0	1		11/29/22 09:10	563-58-6	
cis-1,3-Dichloropropene	ND	ug/L	5.0	1		11/29/22 09:10	10061-01-5	
trans-1,3-Dichloropropene	ND	ug/L	5.0	1		11/29/22 09:10	10061-02-6	
Ethylbenzene	ND	ug/L	5.0	1		11/29/22 09:10	100-41-4	
Ethyl methacrylate	ND	ug/L	100	1		11/29/22 09:10	97-63-2	
Hexachloro-1,3-butadiene	ND	ug/L	5.0	1		11/29/22 09:10	87-68-3	
n-Hexane	ND	ug/L	5.0	1		11/29/22 09:10	110-54-3	
2-Hexanone	ND	ug/L	25.0	1		11/29/22 09:10	591-78-6	
Iodomethane	ND	ug/L	10.0	1		11/29/22 09:10	74-88-4	

This report shall not be reproduced, except in full,
without the written consent of Pace Analytical Services, LLC.

Pace Analytical Services, LLC
7726 Moller Road
Indianapolis, IN 46268
(317)228-3100

ANALYTICAL RESULTS

Project: HRID 4Q2022
Pace Project No.: 50331564

Sample: MW-55S **Lab ID: 50331564046** Collected: 11/17/22 09:20 Received: 11/18/22 16:00 Matrix: Water

Parameters	Results	Units	Report Limit	DF	Prepared	Analyzed	CAS No.	Qual
8260 MSV Indiana	Analytical Method: EPA 5030/8260							
	Pace Analytical Services - Indianapolis							
Isopropylbenzene (Cumene)	ND	ug/L	5.0	1		11/29/22 09:10	98-82-8	
p-Isopropyltoluene	ND	ug/L	5.0	1		11/29/22 09:10	99-87-6	
Methylene Chloride	ND	ug/L	5.0	1		11/29/22 09:10	75-09-2	
1-Methylnaphthalene	ND	ug/L	10.0	1		11/29/22 09:10	90-12-0	
2-Methylnaphthalene	ND	ug/L	10.0	1		11/29/22 09:10	91-57-6	
4-Methyl-2-pentanone (MIBK)	ND	ug/L	25.0	1		11/29/22 09:10	108-10-1	
Methyl-tert-butyl ether	ND	ug/L	4.0	1		11/29/22 09:10	1634-04-4	
Naphthalene	ND	ug/L	1.2	1		11/29/22 09:10	91-20-3	
n-Propylbenzene	ND	ug/L	5.0	1		11/29/22 09:10	103-65-1	
Styrene	ND	ug/L	5.0	1		11/29/22 09:10	100-42-5	
1,1,1,2-Tetrachloroethane	ND	ug/L	5.0	1		11/29/22 09:10	630-20-6	
1,1,2,2-Tetrachloroethane	ND	ug/L	5.0	1		11/29/22 09:10	79-34-5	
Tetrachloroethene	ND	ug/L	5.0	1		11/29/22 09:10	127-18-4	
Toluene	ND	ug/L	5.0	1		11/29/22 09:10	108-88-3	
1,2,3-Trichlorobenzene	ND	ug/L	5.0	1		11/29/22 09:10	87-61-6	
1,2,4-Trichlorobenzene	ND	ug/L	5.0	1		11/29/22 09:10	120-82-1	
1,1,1-Trichloroethane	ND	ug/L	5.0	1		11/29/22 09:10	71-55-6	
1,1,2-Trichloroethane	ND	ug/L	5.0	1		11/29/22 09:10	79-00-5	
Trichloroethene	**51.5**	ug/L	5.0	1		11/29/22 09:10	79-01-6	
Trichlorofluoromethane	ND	ug/L	5.0	1		11/29/22 09:10	75-69-4	
1,2,3-Trichloropropane	ND	ug/L	5.0	1		11/29/22 09:10	96-18-4	
1,2,4-Trimethylbenzene	ND	ug/L	5.0	1		11/29/22 09:10	95-63-6	
1,3,5-Trimethylbenzene	ND	ug/L	5.0	1		11/29/22 09:10	108-67-8	
Vinyl acetate	ND	ug/L	50.0	1		11/29/22 09:10	108-05-4	
Vinyl chloride	ND	ug/L	2.0	1		11/29/22 09:10	75-01-4	
Xylene (Total)	ND	ug/L	10.0	1		11/29/22 09:10	1330-20-7	
Surrogates								
Dibromofluoromethane (S)	99	%.	82-128	1		11/29/22 09:10	1868-53-7	
4-Bromofluorobenzene (S)	97	%.	79-124	1		11/29/22 09:10	460-00-4	
Toluene-d8 (S)	95	%.	73-122	1		11/29/22 09:10	2037-26-5	

This report shall not be reproduced, except in full,
without the written consent of Pace Analytical Services, LLC.

Pace Analytical Services, LLC
7726 Moller Road
Indianapolis, IN 46268
(317)228-3100

ANALYTICAL RESULTS

Project: HRID 4Q2022
Pace Project No.: 50331564

Sample: MW-58D **Lab ID: 50331564047** Collected: 11/17/22 10:30 Received: 11/18/22 16:00 Matrix: Water

Parameters	Results	Units	Report Limit	DF	Prepared	Analyzed	CAS No.	Qual
8260 MSV Indiana	Analytical Method: EPA 5030/8260							
	Pace Analytical Services - Indianapolis							
Acetone	ND	ug/L	100	1		11/29/22 01:49	67-64-1	
Acrolein	ND	ug/L	50.0	1		11/29/22 01:49	107-02-8	
Acrylonitrile	ND	ug/L	100	1		11/29/22 01:49	107-13-1	
Benzene	ND	ug/L	5.0	1		11/29/22 01:49	71-43-2	
Bromobenzene	ND	ug/L	5.0	1		11/29/22 01:49	108-86-1	
Bromochloromethane	ND	ug/L	5.0	1		11/29/22 01:49	74-97-5	
Bromodichloromethane	ND	ug/L	5.0	1		11/29/22 01:49	75-27-4	
Bromoform	ND	ug/L	5.0	1		11/29/22 01:49	75-25-2	
Bromomethane	ND	ug/L	5.0	1		11/29/22 01:49	74-83-9	
2-Butanone (MEK)	ND	ug/L	25.0	1		11/29/22 01:49	78-93-3	
n-Butylbenzene	ND	ug/L	5.0	1		11/29/22 01:49	104-51-8	
sec-Butylbenzene	ND	ug/L	5.0	1		11/29/22 01:49	135-98-8	
tert-Butylbenzene	ND	ug/L	5.0	1		11/29/22 01:49	98-06-6	
Carbon disulfide	ND	ug/L	10.0	1		11/29/22 01:49	75-15-0	
Carbon tetrachloride	ND	ug/L	5.0	1		11/29/22 01:49	56-23-5	
Chlorobenzene	ND	ug/L	5.0	1		11/29/22 01:49	108-90-7	
Chloroethane	ND	ug/L	5.0	1		11/29/22 01:49	75-00-3	
Chloroform	ND	ug/L	5.0	1		11/29/22 01:49	67-66-3	
Chloromethane	ND	ug/L	5.0	1		11/29/22 01:49	74-87-3	
2-Chlorotoluene	ND	ug/L	5.0	1		11/29/22 01:49	95-49-8	
4-Chlorotoluene	ND	ug/L	5.0	1		11/29/22 01:49	106-43-4	
Dibromochloromethane	ND	ug/L	5.0	1		11/29/22 01:49	124-48-1	
1,2-Dibromoethane (EDB)	ND	ug/L	5.0	1		11/29/22 01:49	106-93-4	
Dibromomethane	ND	ug/L	5.0	1		11/29/22 01:49	74-95-3	
1,2-Dichlorobenzene	ND	ug/L	5.0	1		11/29/22 01:49	95-50-1	
1,3-Dichlorobenzene	ND	ug/L	5.0	1		11/29/22 01:49	541-73-1	
1,4-Dichlorobenzene	ND	ug/L	5.0	1		11/29/22 01:49	106-46-7	
trans-1,4-Dichloro-2-butene	ND	ug/L	100	1		11/29/22 01:49	110-57-6	
Dichlorodifluoromethane	ND	ug/L	5.0	1		11/29/22 01:49	75-71-8	
1,1-Dichloroethane	ND	ug/L	5.0	1		11/29/22 01:49	75-34-3	
1,2-Dichloroethane	ND	ug/L	5.0	1		11/29/22 01:49	107-06-2	
1,1-Dichloroethene	ND	ug/L	5.0	1		11/29/22 01:49	75-35-4	
cis-1,2-Dichloroethene	**287**	ug/L	5.0	1		11/29/22 01:49	156-59-2	
trans-1,2-Dichloroethene	**9.2**	ug/L	5.0	1		11/29/22 01:49	156-60-5	
1,2-Dichloropropane	ND	ug/L	5.0	1		11/29/22 01:49	78-87-5	
1,3-Dichloropropane	ND	ug/L	5.0	1		11/29/22 01:49	142-28-9	
2,2-Dichloropropane	ND	ug/L	5.0	1		11/29/22 01:49	594-20-7	
1,1-Dichloropropene	ND	ug/L	5.0	1		11/29/22 01:49	563-58-6	
cis-1,3-Dichloropropene	ND	ug/L	5.0	1		11/29/22 01:49	10061-01-5	
trans-1,3-Dichloropropene	ND	ug/L	5.0	1		11/29/22 01:49	10061-02-6	
Ethylbenzene	ND	ug/L	5.0	1		11/29/22 01:49	100-41-4	
Ethyl methacrylate	ND	ug/L	100	1		11/29/22 01:49	97-63-2	
Hexachloro-1,3-butadiene	ND	ug/L	5.0	1		11/29/22 01:49	87-68-3	
n-Hexane	ND	ug/L	5.0	1		11/29/22 01:49	110-54-3	
2-Hexanone	ND	ug/L	25.0	1		11/29/22 01:49	591-78-6	
Iodomethane	ND	ug/L	10.0	1		11/29/22 01:49	74-88-4	

This report shall not be reproduced, except in full,
without the written consent of Pace Analytical Services, LLC.

Pace Analytical Services, LLC
7726 Moller Road
Indianapolis, IN 46268
(317)228-3100

ANALYTICAL RESULTS

Project: HRID 4Q2022
Pace Project No.: 50331564

Sample: MW-58D **Lab ID: 50331564047** Collected: 11/17/22 10:30 Received: 11/18/22 16:00 Matrix: Water

Parameters	Results	Units	Report Limit	DF	Prepared	Analyzed	CAS No.	Qual
8260 MSV Indiana	Analytical Method: EPA 5030/8260							
	Pace Analytical Services - Indianapolis							
Isopropylbenzene (Cumene)	ND	ug/L	5.0	1		11/29/22 01:49	98-82-8	
p-Isopropyltoluene	ND	ug/L	5.0	1		11/29/22 01:49	99-87-6	
Methylene Chloride	ND	ug/L	5.0	1		11/29/22 01:49	75-09-2	
1-Methylnaphthalene	ND	ug/L	10.0	1		11/29/22 01:49	90-12-0	
2-Methylnaphthalene	ND	ug/L	10.0	1		11/29/22 01:49	91-57-6	
4-Methyl-2-pentanone (MIBK)	ND	ug/L	25.0	1		11/29/22 01:49	108-10-1	
Methyl-tert-butyl ether	ND	ug/L	4.0	1		11/29/22 01:49	1634-04-4	
Naphthalene	ND	ug/L	1.2	1		11/29/22 01:49	91-20-3	
n-Propylbenzene	ND	ug/L	5.0	1		11/29/22 01:49	103-65-1	
Styrene	ND	ug/L	5.0	1		11/29/22 01:49	100-42-5	
1,1,1,2-Tetrachloroethane	ND	ug/L	5.0	1		11/29/22 01:49	630-20-6	
1,1,2,2-Tetrachloroethane	ND	ug/L	5.0	1		11/29/22 01:49	79-34-5	
Tetrachloroethene	ND	ug/L	5.0	1		11/29/22 01:49	127-18-4	
Toluene	ND	ug/L	5.0	1		11/29/22 01:49	108-88-3	
1,2,3-Trichlorobenzene	ND	ug/L	5.0	1		11/29/22 01:49	87-61-6	
1,2,4-Trichlorobenzene	ND	ug/L	5.0	1		11/29/22 01:49	120-82-1	
1,1,1-Trichloroethane	ND	ug/L	5.0	1		11/29/22 01:49	71-55-6	
1,1,2-Trichloroethane	ND	ug/L	5.0	1		11/29/22 01:49	79-00-5	
Trichloroethene	ND	ug/L	5.0	1		11/29/22 01:49	79-01-6	
Trichlorofluoromethane	ND	ug/L	5.0	1		11/29/22 01:49	75-69-4	
1,2,3-Trichloropropane	ND	ug/L	5.0	1		11/29/22 01:49	96-18-4	
1,2,4-Trimethylbenzene	ND	ug/L	5.0	1		11/29/22 01:49	95-63-6	
1,3,5-Trimethylbenzene	ND	ug/L	5.0	1		11/29/22 01:49	108-67-8	
Vinyl acetate	ND	ug/L	50.0	1		11/29/22 01:49	108-05-4	
Vinyl chloride	**2100**	ug/L	40.0	20		11/29/22 18:25	75-01-4	CH,H7
Xylene (Total)	ND	ug/L	10.0	1		11/29/22 01:49	1330-20-7	
Surrogates								
Dibromofluoromethane (S)	98	%.	82-128	1		11/29/22 01:49	1868-53-7	
4-Bromofluorobenzene (S)	98	%.	79-124	1		11/29/22 01:49	460-00-4	
Toluene-d8 (S)	96	%.	73-122	1		11/29/22 01:49	2037-26-5	

This report shall not be reproduced, except in full,
without the written consent of Pace Analytical Services, LLC.

Pace Analytical Services, LLC
7726 Moller Road
Indianapolis, IN 46268
(317)228-3100

ANALYTICAL RESULTS

Project: HRID 4Q2022
Pace Project No.: 50331564

Sample: MW-58S **Lab ID: 50331564048** Collected: 11/17/22 11:10 Received: 11/18/22 16:00 Matrix: Water

Parameters	Results	Units	Report Limit	DF	Prepared	Analyzed	CAS No.	Qual
8260 MSV Indiana	Analytical Method: EPA 5030/8260							
	Pace Analytical Services - Indianapolis							
Acetone	ND	ug/L	100	1		11/29/22 02:19	67-64-1	
Acrolein	ND	ug/L	50.0	1		11/29/22 02:19	107-02-8	
Acrylonitrile	ND	ug/L	100	1		11/29/22 02:19	107-13-1	
Benzene	ND	ug/L	5.0	1		11/29/22 02:19	71-43-2	
Bromobenzene	ND	ug/L	5.0	1		11/29/22 02:19	108-86-1	
Bromochloromethane	ND	ug/L	5.0	1		11/29/22 02:19	74-97-5	
Bromodichloromethane	ND	ug/L	5.0	1		11/29/22 02:19	75-27-4	
Bromoform	ND	ug/L	5.0	1		11/29/22 02:19	75-25-2	
Bromomethane	ND	ug/L	5.0	1		11/29/22 02:19	74-83-9	
2-Butanone (MEK)	ND	ug/L	25.0	1		11/29/22 02:19	78-93-3	
n-Butylbenzene	ND	ug/L	5.0	1		11/29/22 02:19	104-51-8	
sec-Butylbenzene	ND	ug/L	5.0	1		11/29/22 02:19	135-98-8	
tert-Butylbenzene	ND	ug/L	5.0	1		11/29/22 02:19	98-06-6	
Carbon disulfide	ND	ug/L	10.0	1		11/29/22 02:19	75-15-0	
Carbon tetrachloride	ND	ug/L	5.0	1		11/29/22 02:19	56-23-5	
Chlorobenzene	ND	ug/L	5.0	1		11/29/22 02:19	108-90-7	
Chloroethane	ND	ug/L	5.0	1		11/29/22 02:19	75-00-3	
Chloroform	ND	ug/L	5.0	1		11/29/22 02:19	67-66-3	
Chloromethane	ND	ug/L	5.0	1		11/29/22 02:19	74-87-3	
2-Chlorotoluene	ND	ug/L	5.0	1		11/29/22 02:19	95-49-8	
4-Chlorotoluene	ND	ug/L	5.0	1		11/29/22 02:19	106-43-4	
Dibromochloromethane	ND	ug/L	5.0	1		11/29/22 02:19	124-48-1	
1,2-Dibromoethane (EDB)	ND	ug/L	5.0	1		11/29/22 02:19	106-93-4	
Dibromomethane	ND	ug/L	5.0	1		11/29/22 02:19	74-95-3	
1,2-Dichlorobenzene	ND	ug/L	5.0	1		11/29/22 02:19	95-50-1	
1,3-Dichlorobenzene	ND	ug/L	5.0	1		11/29/22 02:19	541-73-1	
1,4-Dichlorobenzene	ND	ug/L	5.0	1		11/29/22 02:19	106-46-7	
trans-1,4-Dichloro-2-butene	ND	ug/L	100	1		11/29/22 02:19	110-57-6	
Dichlorodifluoromethane	ND	ug/L	5.0	1		11/29/22 02:19	75-71-8	
1,1-Dichloroethane	ND	ug/L	5.0	1		11/29/22 02:19	75-34-3	
1,2-Dichloroethane	ND	ug/L	5.0	1		11/29/22 02:19	107-06-2	
1,1-Dichloroethene	ND	ug/L	5.0	1		11/29/22 02:19	75-35-4	
cis-1,2-Dichloroethene	ND	ug/L	5.0	1		11/29/22 02:19	156-59-2	
trans-1,2-Dichloroethene	ND	ug/L	5.0	1		11/29/22 02:19	156-60-5	
1,2-Dichloropropane	ND	ug/L	5.0	1		11/29/22 02:19	78-87-5	
1,3-Dichloropropane	ND	ug/L	5.0	1		11/29/22 02:19	142-28-9	
2,2-Dichloropropane	ND	ug/L	5.0	1		11/29/22 02:19	594-20-7	
1,1-Dichloropropene	ND	ug/L	5.0	1		11/29/22 02:19	563-58-6	
cis-1,3-Dichloropropene	ND	ug/L	5.0	1		11/29/22 02:19	10061-01-5	
trans-1,3-Dichloropropene	ND	ug/L	5.0	1		11/29/22 02:19	10061-02-6	
Ethylbenzene	ND	ug/L	5.0	1		11/29/22 02:19	100-41-4	
Ethyl methacrylate	ND	ug/L	100	1		11/29/22 02:19	97-63-2	
Hexachloro-1,3-butadiene	ND	ug/L	5.0	1		11/29/22 02:19	87-68-3	
n-Hexane	ND	ug/L	5.0	1		11/29/22 02:19	110-54-3	
2-Hexanone	ND	ug/L	25.0	1		11/29/22 02:19	591-78-6	
Iodomethane	ND	ug/L	10.0	1		11/29/22 02:19	74-88-4	

This report shall not be reproduced, except in full,
without the written consent of Pace Analytical Services, LLC.

Pace Analytical Services, LLC
7726 Moller Road
Indianapolis, IN 46268
(317)228-3100

ANALYTICAL RESULTS

Project: HRID 4Q2022
Pace Project No.: 50331564

Sample: MW-58S **Lab ID: 50331564048** Collected: 11/17/22 11:10 Received: 11/18/22 16:00 Matrix: Water

Parameters	Results	Units	Report Limit	DF	Prepared	Analyzed	CAS No.	Qual
8260 MSV Indiana	Analytical Method: EPA 5030/8260							
	Pace Analytical Services - Indianapolis							
Isopropylbenzene (Cumene)	ND	ug/L	5.0	1		11/29/22 02:19	98-82-8	
p-Isopropyltoluene	ND	ug/L	5.0	1		11/29/22 02:19	99-87-6	
Methylene Chloride	ND	ug/L	5.0	1		11/29/22 02:19	75-09-2	
1-Methylnaphthalene	ND	ug/L	10.0	1		11/29/22 02:19	90-12-0	
2-Methylnaphthalene	ND	ug/L	10.0	1		11/29/22 02:19	91-57-6	
4-Methyl-2-pentanone (MIBK)	ND	ug/L	25.0	1		11/29/22 02:19	108-10-1	
Methyl-tert-butyl ether	ND	ug/L	4.0	1		11/29/22 02:19	1634-04-4	
Naphthalene	ND	ug/L	1.2	1		11/29/22 02:19	91-20-3	
n-Propylbenzene	ND	ug/L	5.0	1		11/29/22 02:19	103-65-1	
Styrene	ND	ug/L	5.0	1		11/29/22 02:19	100-42-5	
1,1,1,2-Tetrachloroethane	ND	ug/L	5.0	1		11/29/22 02:19	630-20-6	
1,1,2,2-Tetrachloroethane	ND	ug/L	5.0	1		11/29/22 02:19	79-34-5	
Tetrachloroethene	ND	ug/L	5.0	1		11/29/22 02:19	127-18-4	
Toluene	ND	ug/L	5.0	1		11/29/22 02:19	108-88-3	
1,2,3-Trichlorobenzene	ND	ug/L	5.0	1		11/29/22 02:19	87-61-6	
1,2,4-Trichlorobenzene	ND	ug/L	5.0	1		11/29/22 02:19	120-82-1	
1,1,1-Trichloroethane	ND	ug/L	5.0	1		11/29/22 02:19	71-55-6	
1,1,2-Trichloroethane	ND	ug/L	5.0	1		11/29/22 02:19	79-00-5	
Trichloroethene	ND	ug/L	5.0	1		11/29/22 02:19	79-01-6	
Trichlorofluoromethane	ND	ug/L	5.0	1		11/29/22 02:19	75-69-4	
1,2,3-Trichloropropane	ND	ug/L	5.0	1		11/29/22 02:19	96-18-4	
1,2,4-Trimethylbenzene	ND	ug/L	5.0	1		11/29/22 02:19	95-63-6	
1,3,5-Trimethylbenzene	ND	ug/L	5.0	1		11/29/22 02:19	108-67-8	
Vinyl acetate	ND	ug/L	50.0	1		11/29/22 02:19	108-05-4	
Vinyl chloride	ND	ug/L	2.0	1		11/29/22 23:14	75-01-4	
Xylene (Total)	ND	ug/L	10.0	1		11/29/22 02:19	1330-20-7	
Surrogates								
Dibromofluoromethane (S)	98	%.	82-128	1		11/29/22 02:19	1868-53-7	
4-Bromofluorobenzene (S)	99	%.	79-124	1		11/29/22 02:19	460-00-4	
Toluene-d8 (S)	96	%.	73-122	1		11/29/22 02:19	2037-26-5	

This report shall not be reproduced, except in full,
without the written consent of Pace Analytical Services, LLC.

Pace Analytical Services, LLC
7726 Moller Road
Indianapolis, IN 46268
(317)228-3100

ANALYTICAL RESULTS

Project: HRID 4Q2022
Pace Project No.: 50331564

Sample: MW-57S **Lab ID: 50331564049** Collected: 11/17/22 12:00 Received: 11/18/22 16:00 Matrix: Water

Parameters	Results	Units	Report Limit	DF	Prepared	Analyzed	CAS No.	Qual
8260 MSV Indiana	Analytical Method: EPA 5030/8260							
	Pace Analytical Services - Indianapolis							
Acetone	ND	ug/L	100	1		11/29/22 02:50	67-64-1	
Acrolein	ND	ug/L	50.0	1		11/29/22 02:50	107-02-8	
Acrylonitrile	ND	ug/L	100	1		11/29/22 02:50	107-13-1	
Benzene	ND	ug/L	5.0	1		11/29/22 02:50	71-43-2	
Bromobenzene	ND	ug/L	5.0	1		11/29/22 02:50	108-86-1	
Bromochloromethane	ND	ug/L	5.0	1		11/29/22 02:50	74-97-5	
Bromodichloromethane	ND	ug/L	5.0	1		11/29/22 02:50	75-27-4	
Bromoform	ND	ug/L	5.0	1		11/29/22 02:50	75-25-2	
Bromomethane	ND	ug/L	5.0	1		11/29/22 02:50	74-83-9	
2-Butanone (MEK)	ND	ug/L	25.0	1		11/29/22 02:50	78-93-3	
n-Butylbenzene	ND	ug/L	5.0	1		11/29/22 02:50	104-51-8	
sec-Butylbenzene	ND	ug/L	5.0	1		11/29/22 02:50	135-98-8	
tert-Butylbenzene	ND	ug/L	5.0	1		11/29/22 02:50	98-06-6	
Carbon disulfide	ND	ug/L	10.0	1		11/29/22 02:50	75-15-0	
Carbon tetrachloride	ND	ug/L	5.0	1		11/29/22 02:50	56-23-5	
Chlorobenzene	ND	ug/L	5.0	1		11/29/22 02:50	108-90-7	
Chloroethane	ND	ug/L	5.0	1		11/29/22 02:50	75-00-3	
Chloroform	ND	ug/L	5.0	1		11/29/22 02:50	67-66-3	
Chloromethane	ND	ug/L	5.0	1		11/29/22 02:50	74-87-3	
2-Chlorotoluene	ND	ug/L	5.0	1		11/29/22 02:50	95-49-8	
4-Chlorotoluene	ND	ug/L	5.0	1		11/29/22 02:50	106-43-4	
Dibromochloromethane	ND	ug/L	5.0	1		11/29/22 02:50	124-48-1	
1,2-Dibromoethane (EDB)	ND	ug/L	5.0	1		11/29/22 02:50	106-93-4	
Dibromomethane	ND	ug/L	5.0	1		11/29/22 02:50	74-95-3	
1,2-Dichlorobenzene	ND	ug/L	5.0	1		11/29/22 02:50	95-50-1	
1,3-Dichlorobenzene	ND	ug/L	5.0	1		11/29/22 02:50	541-73-1	
1,4-Dichlorobenzene	ND	ug/L	5.0	1		11/29/22 02:50	106-46-7	
trans-1,4-Dichloro-2-butene	ND	ug/L	100	1		11/29/22 02:50	110-57-6	
Dichlorodifluoromethane	ND	ug/L	5.0	1		11/29/22 02:50	75-71-8	
1,1-Dichloroethane	ND	ug/L	5.0	1		11/29/22 02:50	75-34-3	
1,2-Dichloroethane	ND	ug/L	5.0	1		11/29/22 02:50	107-06-2	
1,1-Dichloroethene	ND	ug/L	5.0	1		11/29/22 02:50	75-35-4	
cis-1,2-Dichloroethene	ND	ug/L	5.0	1		11/29/22 02:50	156-59-2	
trans-1,2-Dichloroethene	ND	ug/L	5.0	1		11/29/22 02:50	156-60-5	
1,2-Dichloropropane	ND	ug/L	5.0	1		11/29/22 02:50	78-87-5	
1,3-Dichloropropane	ND	ug/L	5.0	1		11/29/22 02:50	142-28-9	
2,2-Dichloropropane	ND	ug/L	5.0	1		11/29/22 02:50	594-20-7	
1,1-Dichloropropene	ND	ug/L	5.0	1		11/29/22 02:50	563-58-6	
cis-1,3-Dichloropropene	ND	ug/L	5.0	1		11/29/22 02:50	10061-01-5	
trans-1,3-Dichloropropene	ND	ug/L	5.0	1		11/29/22 02:50	10061-02-6	
Ethylbenzene	ND	ug/L	5.0	1		11/29/22 02:50	100-41-4	
Ethyl methacrylate	ND	ug/L	100	1		11/29/22 02:50	97-63-2	
Hexachloro-1,3-butadiene	ND	ug/L	5.0	1		11/29/22 02:50	87-68-3	
n-Hexane	ND	ug/L	5.0	1		11/29/22 02:50	110-54-3	
2-Hexanone	ND	ug/L	25.0	1		11/29/22 02:50	591-78-6	
Iodomethane	ND	ug/L	10.0	1		11/29/22 02:50	74-88-4	

This report shall not be reproduced, except in full,
without the written consent of Pace Analytical Services, LLC.

Pace Analytical Services, LLC
7726 Moller Road
Indianapolis, IN 46268
(317)228-3100

ANALYTICAL RESULTS

Project: HRID 4Q2022
Pace Project No.: 50331564

Sample: MW-57S **Lab ID: 50331564049** Collected: 11/17/22 12:00 Received: 11/18/22 16:00 Matrix: Water

Parameters	Results	Units	Report Limit	DF	Prepared	Analyzed	CAS No.	Qual
8260 MSV Indiana	Analytical Method: EPA 5030/8260							
	Pace Analytical Services - Indianapolis							
Isopropylbenzene (Cumene)	ND	ug/L	5.0	1		11/29/22 02:50	98-82-8	
p-Isopropyltoluene	ND	ug/L	5.0	1		11/29/22 02:50	99-87-6	
Methylene Chloride	ND	ug/L	5.0	1		11/29/22 02:50	75-09-2	
1-Methylnaphthalene	ND	ug/L	10.0	1		11/29/22 02:50	90-12-0	
2-Methylnaphthalene	ND	ug/L	10.0	1		11/29/22 02:50	91-57-6	
4-Methyl-2-pentanone (MIBK)	ND	ug/L	25.0	1		11/29/22 02:50	108-10-1	
Methyl-tert-butyl ether	ND	ug/L	4.0	1		11/29/22 02:50	1634-04-4	
Naphthalene	ND	ug/L	1.2	1		11/29/22 02:50	91-20-3	
n-Propylbenzene	ND	ug/L	5.0	1		11/29/22 02:50	103-65-1	
Styrene	ND	ug/L	5.0	1		11/29/22 02:50	100-42-5	
1,1,1,2-Tetrachloroethane	ND	ug/L	5.0	1		11/29/22 02:50	630-20-6	
1,1,2,2-Tetrachloroethane	ND	ug/L	5.0	1		11/29/22 02:50	79-34-5	
Tetrachloroethene	ND	ug/L	5.0	1		11/29/22 02:50	127-18-4	
Toluene	ND	ug/L	5.0	1		11/29/22 02:50	108-88-3	
1,2,3-Trichlorobenzene	ND	ug/L	5.0	1		11/29/22 02:50	87-61-6	
1,2,4-Trichlorobenzene	ND	ug/L	5.0	1		11/29/22 02:50	120-82-1	
1,1,1-Trichloroethane	ND	ug/L	5.0	1		11/29/22 02:50	71-55-6	
1,1,2-Trichloroethane	ND	ug/L	5.0	1		11/29/22 02:50	79-00-5	
Trichloroethene	**612**	ug/L	50.0	10		11/29/22 18:56	79-01-6	
Trichlorofluoromethane	ND	ug/L	5.0	1		11/29/22 02:50	75-69-4	
1,2,3-Trichloropropane	ND	ug/L	5.0	1		11/29/22 02:50	96-18-4	
1,2,4-Trimethylbenzene	ND	ug/L	5.0	1		11/29/22 02:50	95-63-6	
1,3,5-Trimethylbenzene	ND	ug/L	5.0	1		11/29/22 02:50	108-67-8	
Vinyl acetate	ND	ug/L	50.0	1		11/29/22 02:50	108-05-4	
Vinyl chloride	ND	ug/L	2.0	1		11/29/22 02:50	75-01-4	
Xylene (Total)	ND	ug/L	10.0	1		11/29/22 02:50	1330-20-7	
Surrogates								
Dibromofluoromethane (S)	99	%.	82-128	1		11/29/22 02:50	1868-53-7	
4-Bromofluorobenzene (S)	100	%.	79-124	1		11/29/22 02:50	460-00-4	
Toluene-d8 (S)	96	%.	73-122	1		11/29/22 02:50	2037-26-5	

This report shall not be reproduced, except in full,
without the written consent of Pace Analytical Services, LLC.

Pace Analytical Services, LLC
7726 Moller Road
Indianapolis, IN 46268
(317)228-3100

ANALYTICAL RESULTS

Project: HRID 4Q2022
Pace Project No.: 50331564

Sample: MW-57D **Lab ID: 50331564050** Collected: 11/17/22 12:15 Received: 11/18/22 16:00 Matrix: Water

Parameters	Results	Units	Report Limit	DF	Prepared	Analyzed	CAS No.	Qual
8260 MSV Indiana	Analytical Method: EPA 5030/8260							
	Pace Analytical Services - Indianapolis							
Acetone	ND	ug/L	100	1		11/29/22 03:20	67-64-1	
Acrolein	ND	ug/L	50.0	1		11/29/22 03:20	107-02-8	
Acrylonitrile	ND	ug/L	100	1		11/29/22 03:20	107-13-1	
Benzene	ND	ug/L	5.0	1		11/29/22 03:20	71-43-2	
Bromobenzene	ND	ug/L	5.0	1		11/29/22 03:20	108-86-1	
Bromochloromethane	ND	ug/L	5.0	1		11/29/22 03:20	74-97-5	
Bromodichloromethane	ND	ug/L	5.0	1		11/29/22 03:20	75-27-4	
Bromoform	ND	ug/L	5.0	1		11/29/22 03:20	75-25-2	
Bromomethane	ND	ug/L	5.0	1		11/29/22 03:20	74-83-9	
2-Butanone (MEK)	ND	ug/L	25.0	1		11/29/22 03:20	78-93-3	
n-Butylbenzene	ND	ug/L	5.0	1		11/29/22 03:20	104-51-8	
sec-Butylbenzene	ND	ug/L	5.0	1		11/29/22 03:20	135-98-8	
tert-Butylbenzene	ND	ug/L	5.0	1		11/29/22 03:20	98-06-6	
Carbon disulfide	ND	ug/L	10.0	1		11/29/22 03:20	75-15-0	
Carbon tetrachloride	ND	ug/L	5.0	1		11/29/22 03:20	56-23-5	
Chlorobenzene	ND	ug/L	5.0	1		11/29/22 03:20	108-90-7	
Chloroethane	ND	ug/L	5.0	1		11/29/22 03:20	75-00-3	
Chloroform	ND	ug/L	5.0	1		11/29/22 03:20	67-66-3	
Chloromethane	ND	ug/L	5.0	1		11/29/22 03:20	74-87-3	
2-Chlorotoluene	ND	ug/L	5.0	1		11/29/22 03:20	95-49-8	
4-Chlorotoluene	ND	ug/L	5.0	1		11/29/22 03:20	106-43-4	
Dibromochloromethane	ND	ug/L	5.0	1		11/29/22 03:20	124-48-1	
1,2-Dibromoethane (EDB)	ND	ug/L	5.0	1		11/29/22 03:20	106-93-4	
Dibromomethane	ND	ug/L	5.0	1		11/29/22 03:20	74-95-3	
1,2-Dichlorobenzene	ND	ug/L	5.0	1		11/29/22 03:20	95-50-1	
1,3-Dichlorobenzene	ND	ug/L	5.0	1		11/29/22 03:20	541-73-1	
1,4-Dichlorobenzene	ND	ug/L	5.0	1		11/29/22 03:20	106-46-7	
trans-1,4-Dichloro-2-butene	ND	ug/L	100	1		11/29/22 03:20	110-57-6	
Dichlorodifluoromethane	ND	ug/L	5.0	1		11/29/22 03:20	75-71-8	
1,1-Dichloroethane	ND	ug/L	5.0	1		11/29/22 03:20	75-34-3	
1,2-Dichloroethane	ND	ug/L	5.0	1		11/29/22 03:20	107-06-2	
1,1-Dichloroethene	ND	ug/L	5.0	1		11/29/22 03:20	75-35-4	
cis-1,2-Dichloroethene	**1660**	ug/L	100	20		11/29/22 19:26	156-59-2	
trans-1,2-Dichloroethene	**84.9**	ug/L	5.0	1		11/29/22 03:20	156-60-5	
1,2-Dichloropropane	ND	ug/L	5.0	1		11/29/22 03:20	78-87-5	
1,3-Dichloropropane	ND	ug/L	5.0	1		11/29/22 03:20	142-28-9	
2,2-Dichloropropane	ND	ug/L	5.0	1		11/29/22 03:20	594-20-7	
1,1-Dichloropropene	ND	ug/L	5.0	1		11/29/22 03:20	563-58-6	
cis-1,3-Dichloropropene	ND	ug/L	5.0	1		11/29/22 03:20	10061-01-5	
trans-1,3-Dichloropropene	ND	ug/L	5.0	1		11/29/22 03:20	10061-02-6	
Ethylbenzene	ND	ug/L	5.0	1		11/29/22 03:20	100-41-4	
Ethyl methacrylate	ND	ug/L	100	1		11/29/22 03:20	97-63-2	
Hexachloro-1,3-butadiene	ND	ug/L	5.0	1		11/29/22 03:20	87-68-3	
n-Hexane	ND	ug/L	5.0	1		11/29/22 03:20	110-54-3	
2-Hexanone	ND	ug/L	25.0	1		11/29/22 03:20	591-78-6	
Iodomethane	ND	ug/L	10.0	1		11/29/22 03:20	74-88-4	

This report shall not be reproduced, except in full,
without the written consent of Pace Analytical Services, LLC.

Pace Analytical Services, LLC
7726 Moller Road
Indianapolis, IN 46268
(317)228-3100

ANALYTICAL RESULTS

Project: HRID 4Q2022
Pace Project No.: 50331564

Sample: MW-57D **Lab ID: 50331564050** Collected: 11/17/22 12:15 Received: 11/18/22 16:00 Matrix: Water

Parameters	Results	Units	Report Limit	DF	Prepared	Analyzed	CAS No.	Qual
8260 MSV Indiana	Analytical Method: EPA 5030/8260							
	Pace Analytical Services - Indianapolis							
Isopropylbenzene (Cumene)	ND	ug/L	5.0	1		11/29/22 03:20	98-82-8	
p-Isopropyltoluene	ND	ug/L	5.0	1		11/29/22 03:20	99-87-6	
Methylene Chloride	ND	ug/L	5.0	1		11/29/22 03:20	75-09-2	
1-Methylnaphthalene	ND	ug/L	10.0	1		11/29/22 03:20	90-12-0	
2-Methylnaphthalene	ND	ug/L	10.0	1		11/29/22 03:20	91-57-6	
4-Methyl-2-pentanone (MIBK)	ND	ug/L	25.0	1		11/29/22 03:20	108-10-1	
Methyl-tert-butyl ether	ND	ug/L	4.0	1		11/29/22 03:20	1634-04-4	
Naphthalene	ND	ug/L	1.2	1		11/29/22 03:20	91-20-3	
n-Propylbenzene	ND	ug/L	5.0	1		11/29/22 03:20	103-65-1	
Styrene	ND	ug/L	5.0	1		11/29/22 03:20	100-42-5	
1,1,1,2-Tetrachloroethane	ND	ug/L	5.0	1		11/29/22 03:20	630-20-6	
1,1,2,2-Tetrachloroethane	ND	ug/L	5.0	1		11/29/22 03:20	79-34-5	
Tetrachloroethene	ND	ug/L	5.0	1		11/29/22 03:20	127-18-4	
Toluene	ND	ug/L	5.0	1		11/29/22 03:20	108-88-3	
1,2,3-Trichlorobenzene	ND	ug/L	5.0	1		11/29/22 03:20	87-61-6	
1,2,4-Trichlorobenzene	ND	ug/L	5.0	1		11/29/22 03:20	120-82-1	
1,1,1-Trichloroethane	ND	ug/L	5.0	1		11/29/22 03:20	71-55-6	
1,1,2-Trichloroethane	ND	ug/L	5.0	1		11/29/22 03:20	79-00-5	
Trichloroethene	**71.1**	ug/L	5.0	1		11/29/22 03:20	79-01-6	
Trichlorofluoromethane	ND	ug/L	5.0	1		11/29/22 03:20	75-69-4	
1,2,3-Trichloropropane	ND	ug/L	5.0	1		11/29/22 03:20	96-18-4	
1,2,4-Trimethylbenzene	ND	ug/L	5.0	1		11/29/22 03:20	95-63-6	
1,3,5-Trimethylbenzene	ND	ug/L	5.0	1		11/29/22 03:20	108-67-8	
Vinyl acetate	ND	ug/L	50.0	1		11/29/22 03:20	108-05-4	
Vinyl chloride	ND	ug/L	2.0	1		11/29/22 03:20	75-01-4	
Xylene (Total)	ND	ug/L	10.0	1		11/29/22 03:20	1330-20-7	
Surrogates								
Dibromofluoromethane (S)	99	%.	82-128	1		11/29/22 03:20	1868-53-7	
4-Bromofluorobenzene (S)	98	%.	79-124	1		11/29/22 03:20	460-00-4	
Toluene-d8 (S)	96	%.	73-122	1		11/29/22 03:20	2037-26-5	

This report shall not be reproduced, except in full,
without the written consent of Pace Analytical Services, LLC.

Pace Analytical Services, LLC
7726 Moller Road
Indianapolis, IN 46268
(317)228-3100

ANALYTICAL RESULTS

Project: HRID 4Q2022
Pace Project No.: 50331564

Sample: MW-54S **Lab ID: 50331564051** Collected: 11/17/22 13:20 Received: 11/18/22 16:00 Matrix: Water

Parameters	Results	Units	Report Limit	DF	Prepared	Analyzed	CAS No.	Qual
8260 MSV Indiana	Analytical Method: EPA 5030/8260							
	Pace Analytical Services - Indianapolis							
Acetone	ND	ug/L	100	1		11/29/22 03:51	67-64-1	
Acrolein	ND	ug/L	50.0	1		11/29/22 03:51	107-02-8	
Acrylonitrile	ND	ug/L	100	1		11/29/22 03:51	107-13-1	
Benzene	ND	ug/L	5.0	1		11/29/22 03:51	71-43-2	
Bromobenzene	ND	ug/L	5.0	1		11/29/22 03:51	108-86-1	
Bromochloromethane	ND	ug/L	5.0	1		11/29/22 03:51	74-97-5	
Bromodichloromethane	ND	ug/L	5.0	1		11/29/22 03:51	75-27-4	
Bromoform	ND	ug/L	5.0	1		11/29/22 03:51	75-25-2	
Bromomethane	ND	ug/L	5.0	1		11/29/22 03:51	74-83-9	
2-Butanone (MEK)	ND	ug/L	25.0	1		11/29/22 03:51	78-93-3	
n-Butylbenzene	ND	ug/L	5.0	1		11/29/22 03:51	104-51-8	
sec-Butylbenzene	ND	ug/L	5.0	1		11/29/22 03:51	135-98-8	
tert-Butylbenzene	ND	ug/L	5.0	1		11/29/22 03:51	98-06-6	
Carbon disulfide	ND	ug/L	10.0	1		11/29/22 03:51	75-15-0	
Carbon tetrachloride	ND	ug/L	5.0	1		11/29/22 03:51	56-23-5	
Chlorobenzene	ND	ug/L	5.0	1		11/29/22 03:51	108-90-7	
Chloroethane	ND	ug/L	5.0	1		11/29/22 03:51	75-00-3	
Chloroform	ND	ug/L	5.0	1		11/29/22 03:51	67-66-3	
Chloromethane	ND	ug/L	5.0	1		11/29/22 03:51	74-87-3	
2-Chlorotoluene	ND	ug/L	5.0	1		11/29/22 03:51	95-49-8	
4-Chlorotoluene	ND	ug/L	5.0	1		11/29/22 03:51	106-43-4	
Dibromochloromethane	ND	ug/L	5.0	1		11/29/22 03:51	124-48-1	
1,2-Dibromoethane (EDB)	ND	ug/L	5.0	1		11/29/22 03:51	106-93-4	
Dibromomethane	ND	ug/L	5.0	1		11/29/22 03:51	74-95-3	
1,2-Dichlorobenzene	ND	ug/L	5.0	1		11/29/22 03:51	95-50-1	
1,3-Dichlorobenzene	ND	ug/L	5.0	1		11/29/22 03:51	541-73-1	
1,4-Dichlorobenzene	ND	ug/L	5.0	1		11/29/22 03:51	106-46-7	
trans-1,4-Dichloro-2-butene	ND	ug/L	100	1		11/29/22 03:51	110-57-6	
Dichlorodifluoromethane	ND	ug/L	5.0	1		11/29/22 03:51	75-71-8	
1,1-Dichloroethane	ND	ug/L	5.0	1		11/29/22 03:51	75-34-3	
1,2-Dichloroethane	ND	ug/L	5.0	1		11/29/22 03:51	107-06-2	
1,1-Dichloroethene	ND	ug/L	5.0	1		11/29/22 03:51	75-35-4	
cis-1,2-Dichloroethene	ND	ug/L	5.0	1		11/29/22 03:51	156-59-2	
trans-1,2-Dichloroethene	ND	ug/L	5.0	1		11/29/22 03:51	156-60-5	
1,2-Dichloropropane	ND	ug/L	5.0	1		11/29/22 03:51	78-87-5	
1,3-Dichloropropane	ND	ug/L	5.0	1		11/29/22 03:51	142-28-9	
2,2-Dichloropropane	ND	ug/L	5.0	1		11/29/22 03:51	594-20-7	
1,1-Dichloropropene	ND	ug/L	5.0	1		11/29/22 03:51	563-58-6	
cis-1,3-Dichloropropene	ND	ug/L	5.0	1		11/29/22 03:51	10061-01-5	
trans-1,3-Dichloropropene	ND	ug/L	5.0	1		11/29/22 03:51	10061-02-6	
Ethylbenzene	ND	ug/L	5.0	1		11/29/22 03:51	100-41-4	
Ethyl methacrylate	ND	ug/L	100	1		11/29/22 03:51	97-63-2	
Hexachloro-1,3-butadiene	ND	ug/L	5.0	1		11/29/22 03:51	87-68-3	
n-Hexane	ND	ug/L	5.0	1		11/29/22 03:51	110-54-3	
2-Hexanone	ND	ug/L	25.0	1		11/29/22 03:51	591-78-6	
Iodomethane	ND	ug/L	10.0	1		11/29/22 03:51	74-88-4	

This report shall not be reproduced, except in full,
without the written consent of Pace Analytical Services, LLC.

Pace Analytical Services, LLC
7726 Moller Road
Indianapolis, IN 46268
(317)228-3100

ANALYTICAL RESULTS

Project: HRID 4Q2022
Pace Project No.: 50331564

Sample: MW-54S **Lab ID: 50331564051** Collected: 11/17/22 13:20 Received: 11/18/22 16:00 Matrix: Water

Parameters	Results	Units	Report Limit	DF	Prepared	Analyzed	CAS No.	Qual
8260 MSV Indiana	Analytical Method: EPA 5030/8260							
	Pace Analytical Services - Indianapolis							
Isopropylbenzene (Cumene)	ND	ug/L	5.0	1		11/29/22 03:51	98-82-8	
p-Isopropyltoluene	ND	ug/L	5.0	1		11/29/22 03:51	99-87-6	
Methylene Chloride	ND	ug/L	5.0	1		11/29/22 03:51	75-09-2	
1-Methylnaphthalene	ND	ug/L	10.0	1		11/29/22 03:51	90-12-0	
2-Methylnaphthalene	ND	ug/L	10.0	1		11/29/22 03:51	91-57-6	
4-Methyl-2-pentanone (MIBK)	ND	ug/L	25.0	1		11/29/22 03:51	108-10-1	
Methyl-tert-butyl ether	ND	ug/L	4.0	1		11/29/22 03:51	1634-04-4	
Naphthalene	ND	ug/L	1.2	1		11/29/22 03:51	91-20-3	
n-Propylbenzene	ND	ug/L	5.0	1		11/29/22 03:51	103-65-1	
Styrene	ND	ug/L	5.0	1		11/29/22 03:51	100-42-5	
1,1,1,2-Tetrachloroethane	ND	ug/L	5.0	1		11/29/22 03:51	630-20-6	
1,1,2,2-Tetrachloroethane	ND	ug/L	5.0	1		11/29/22 03:51	79-34-5	
Tetrachloroethene	ND	ug/L	5.0	1		11/29/22 03:51	127-18-4	
Toluene	ND	ug/L	5.0	1		11/29/22 03:51	108-88-3	
1,2,3-Trichlorobenzene	ND	ug/L	5.0	1		11/29/22 03:51	87-61-6	
1,2,4-Trichlorobenzene	ND	ug/L	5.0	1		11/29/22 03:51	120-82-1	
1,1,1-Trichloroethane	ND	ug/L	5.0	1		11/29/22 03:51	71-55-6	
1,1,2-Trichloroethane	ND	ug/L	5.0	1		11/29/22 03:51	79-00-5	
Trichloroethene	**29.0**	ug/L	5.0	1		11/29/22 03:51	79-01-6	
Trichlorofluoromethane	ND	ug/L	5.0	1		11/29/22 03:51	75-69-4	
1,2,3-Trichloropropane	ND	ug/L	5.0	1		11/29/22 03:51	96-18-4	
1,2,4-Trimethylbenzene	ND	ug/L	5.0	1		11/29/22 03:51	95-63-6	
1,3,5-Trimethylbenzene	ND	ug/L	5.0	1		11/29/22 03:51	108-67-8	
Vinyl acetate	ND	ug/L	50.0	1		11/29/22 03:51	108-05-4	
Vinyl chloride	ND	ug/L	2.0	1		11/29/22 03:51	75-01-4	
Xylene (Total)	ND	ug/L	10.0	1		11/29/22 03:51	1330-20-7	
Surrogates								
Dibromofluoromethane (S)	100	%.	82-128	1		11/29/22 03:51	1868-53-7	
4-Bromofluorobenzene (S)	98	%.	79-124	1		11/29/22 03:51	460-00-4	
Toluene-d8 (S)	96	%.	73-122	1		11/29/22 03:51	2037-26-5	

This report shall not be reproduced, except in full,
without the written consent of Pace Analytical Services, LLC.

Pace Analytical Services, LLC
7726 Moller Road
Indianapolis, IN 46268
(317)228-3100

ANALYTICAL RESULTS

Project: HRID 4Q2022
Pace Project No.: 50331564

Sample: MW-54D **Lab ID: 50331564052** Collected: 11/17/22 13:45 Received: 11/18/22 16:00 Matrix: Water

Parameters	Results	Units	Report Limit	DF	Prepared	Analyzed	CAS No.	Qual
8260 MSV Indiana	Analytical Method: EPA 5030/8260							
	Pace Analytical Services - Indianapolis							
Acetone	ND	ug/L	100	1		11/29/22 04:21	67-64-1	
Acrolein	ND	ug/L	50.0	1		11/29/22 04:21	107-02-8	
Acrylonitrile	ND	ug/L	100	1		11/29/22 04:21	107-13-1	
Benzene	ND	ug/L	5.0	1		11/29/22 04:21	71-43-2	
Bromobenzene	ND	ug/L	5.0	1		11/29/22 04:21	108-86-1	
Bromochloromethane	ND	ug/L	5.0	1		11/29/22 04:21	74-97-5	
Bromodichloromethane	ND	ug/L	5.0	1		11/29/22 04:21	75-27-4	
Bromoform	ND	ug/L	5.0	1		11/29/22 04:21	75-25-2	
Bromomethane	ND	ug/L	5.0	1		11/29/22 04:21	74-83-9	
2-Butanone (MEK)	ND	ug/L	25.0	1		11/29/22 04:21	78-93-3	
n-Butylbenzene	ND	ug/L	5.0	1		11/29/22 04:21	104-51-8	
sec-Butylbenzene	ND	ug/L	5.0	1		11/29/22 04:21	135-98-8	
tert-Butylbenzene	ND	ug/L	5.0	1		11/29/22 04:21	98-06-6	
Carbon disulfide	ND	ug/L	10.0	1		11/29/22 04:21	75-15-0	
Carbon tetrachloride	ND	ug/L	5.0	1		11/29/22 04:21	56-23-5	
Chlorobenzene	ND	ug/L	5.0	1		11/29/22 04:21	108-90-7	
Chloroethane	ND	ug/L	5.0	1		11/29/22 04:21	75-00-3	
Chloroform	ND	ug/L	5.0	1		11/29/22 04:21	67-66-3	
Chloromethane	ND	ug/L	5.0	1		11/29/22 04:21	74-87-3	
2-Chlorotoluene	ND	ug/L	5.0	1		11/29/22 04:21	95-49-8	
4-Chlorotoluene	ND	ug/L	5.0	1		11/29/22 04:21	106-43-4	
Dibromochloromethane	ND	ug/L	5.0	1		11/29/22 04:21	124-48-1	
1,2-Dibromoethane (EDB)	ND	ug/L	5.0	1		11/29/22 04:21	106-93-4	
Dibromomethane	ND	ug/L	5.0	1		11/29/22 04:21	74-95-3	
1,2-Dichlorobenzene	ND	ug/L	5.0	1		11/29/22 04:21	95-50-1	
1,3-Dichlorobenzene	ND	ug/L	5.0	1		11/29/22 04:21	541-73-1	
1,4-Dichlorobenzene	ND	ug/L	5.0	1		11/29/22 04:21	106-46-7	
trans-1,4-Dichloro-2-butene	ND	ug/L	100	1		11/29/22 04:21	110-57-6	
Dichlorodifluoromethane	ND	ug/L	5.0	1		11/29/22 04:21	75-71-8	
1,1-Dichloroethane	ND	ug/L	5.0	1		11/29/22 04:21	75-34-3	
1,2-Dichloroethane	ND	ug/L	5.0	1		11/29/22 04:21	107-06-2	
1,1-Dichloroethene	ND	ug/L	5.0	1		11/29/22 04:21	75-35-4	
cis-1,2-Dichloroethene	**500**	ug/L	50.0	10		11/29/22 19:56	156-59-2	
trans-1,2-Dichloroethene	**34.4**	ug/L	5.0	1		11/29/22 04:21	156-60-5	
1,2-Dichloropropane	ND	ug/L	5.0	1		11/29/22 04:21	78-87-5	
1,3-Dichloropropane	ND	ug/L	5.0	1		11/29/22 04:21	142-28-9	
2,2-Dichloropropane	ND	ug/L	5.0	1		11/29/22 04:21	594-20-7	
1,1-Dichloropropene	ND	ug/L	5.0	1		11/29/22 04:21	563-58-6	
cis-1,3-Dichloropropene	ND	ug/L	5.0	1		11/29/22 04:21	10061-01-5	
trans-1,3-Dichloropropene	ND	ug/L	5.0	1		11/29/22 04:21	10061-02-6	
Ethylbenzene	ND	ug/L	5.0	1		11/29/22 04:21	100-41-4	
Ethyl methacrylate	ND	ug/L	100	1		11/29/22 04:21	97-63-2	
Hexachloro-1,3-butadiene	ND	ug/L	5.0	1		11/29/22 04:21	87-68-3	
n-Hexane	ND	ug/L	5.0	1		11/29/22 04:21	110-54-3	
2-Hexanone	ND	ug/L	25.0	1		11/29/22 04:21	591-78-6	
Iodomethane	ND	ug/L	10.0	1		11/29/22 04:21	74-88-4	

This report shall not be reproduced, except in full,
without the written consent of Pace Analytical Services, LLC.

Pace Analytical Services, LLC
7726 Moller Road
Indianapolis, IN 46268
(317)228-3100

ANALYTICAL RESULTS

Project: HRID 4Q2022
Pace Project No.: 50331564

Sample: MW-54D **Lab ID: 50331564052** Collected: 11/17/22 13:45 Received: 11/18/22 16:00 Matrix: Water

Parameters	Results	Units	Report Limit	DF	Prepared	Analyzed	CAS No.	Qual
8260 MSV Indiana	Analytical Method: EPA 5030/8260							
	Pace Analytical Services - Indianapolis							
Isopropylbenzene (Cumene)	ND	ug/L	5.0	1		11/29/22 04:21	98-82-8	
p-Isopropyltoluene	ND	ug/L	5.0	1		11/29/22 04:21	99-87-6	
Methylene Chloride	ND	ug/L	5.0	1		11/29/22 04:21	75-09-2	
1-Methylnaphthalene	ND	ug/L	10.0	1		11/29/22 04:21	90-12-0	
2-Methylnaphthalene	ND	ug/L	10.0	1		11/29/22 04:21	91-57-6	
4-Methyl-2-pentanone (MIBK)	ND	ug/L	25.0	1		11/29/22 04:21	108-10-1	
Methyl-tert-butyl ether	ND	ug/L	4.0	1		11/29/22 04:21	1634-04-4	
Naphthalene	ND	ug/L	1.2	1		11/29/22 04:21	91-20-3	
n-Propylbenzene	ND	ug/L	5.0	1		11/29/22 04:21	103-65-1	
Styrene	ND	ug/L	5.0	1		11/29/22 04:21	100-42-5	
1,1,1,2-Tetrachloroethane	ND	ug/L	5.0	1		11/29/22 04:21	630-20-6	
1,1,2,2-Tetrachloroethane	ND	ug/L	5.0	1		11/29/22 04:21	79-34-5	
Tetrachloroethene	ND	ug/L	5.0	1		11/29/22 04:21	127-18-4	
Toluene	ND	ug/L	5.0	1		11/29/22 04:21	108-88-3	
1,2,3-Trichlorobenzene	ND	ug/L	5.0	1		11/29/22 04:21	87-61-6	
1,2,4-Trichlorobenzene	ND	ug/L	5.0	1		11/29/22 04:21	120-82-1	
1,1,1-Trichloroethane	ND	ug/L	5.0	1		11/29/22 04:21	71-55-6	
1,1,2-Trichloroethane	ND	ug/L	5.0	1		11/29/22 04:21	79-00-5	
Trichloroethene	ND	ug/L	5.0	1		11/29/22 04:21	79-01-6	
Trichlorofluoromethane	ND	ug/L	5.0	1		11/29/22 04:21	75-69-4	
1,2,3-Trichloropropane	ND	ug/L	5.0	1		11/29/22 04:21	96-18-4	
1,2,4-Trimethylbenzene	ND	ug/L	5.0	1		11/29/22 04:21	95-63-6	
1,3,5-Trimethylbenzene	ND	ug/L	5.0	1		11/29/22 04:21	108-67-8	
Vinyl acetate	ND	ug/L	50.0	1		11/29/22 04:21	108-05-4	
Vinyl chloride	**5.1**	ug/L	2.0	1		11/29/22 23:45	75-01-4	
Xylene (Total)	ND	ug/L	10.0	1		11/29/22 04:21	1330-20-7	
Surrogates								
Dibromofluoromethane (S)	99	%.	82-128	1		11/29/22 04:21	1868-53-7	
4-Bromofluorobenzene (S)	98	%.	79-124	1		11/29/22 04:21	460-00-4	
Toluene-d8 (S)	96	%.	73-122	1		11/29/22 04:21	2037-26-5	

This report shall not be reproduced, except in full,
without the written consent of Pace Analytical Services, LLC.

Pace Analytical Services, LLC
7726 Moller Road
Indianapolis, IN 46268
(317)228-3100

ANALYTICAL RESULTS

Project: HRID 4Q2022
Pace Project No.: 50331564

Sample: MW-53D **Lab ID: 50331564053** Collected: 11/17/22 14:05 Received: 11/18/22 16:00 Matrix: Water

Parameters	Results	Units	Report Limit	DF	Prepared	Analyzed	CAS No.	Qual
8260 MSV Indiana	Analytical Method: EPA 5030/8260							
	Pace Analytical Services - Indianapolis							
Acetone	ND	ug/L	100	1		11/29/22 04:51	67-64-1	
Acrolein	ND	ug/L	50.0	1		11/29/22 04:51	107-02-8	
Acrylonitrile	ND	ug/L	100	1		11/29/22 04:51	107-13-1	
Benzene	ND	ug/L	5.0	1		11/29/22 04:51	71-43-2	
Bromobenzene	ND	ug/L	5.0	1		11/29/22 04:51	108-86-1	
Bromochloromethane	ND	ug/L	5.0	1		11/29/22 04:51	74-97-5	
Bromodichloromethane	ND	ug/L	5.0	1		11/29/22 04:51	75-27-4	
Bromoform	ND	ug/L	5.0	1		11/29/22 04:51	75-25-2	
Bromomethane	ND	ug/L	5.0	1		11/29/22 04:51	74-83-9	
2-Butanone (MEK)	ND	ug/L	25.0	1		11/29/22 04:51	78-93-3	
n-Butylbenzene	ND	ug/L	5.0	1		11/29/22 04:51	104-51-8	
sec-Butylbenzene	ND	ug/L	5.0	1		11/29/22 04:51	135-98-8	
tert-Butylbenzene	ND	ug/L	5.0	1		11/29/22 04:51	98-06-6	
Carbon disulfide	ND	ug/L	10.0	1		11/29/22 04:51	75-15-0	
Carbon tetrachloride	ND	ug/L	5.0	1		11/29/22 04:51	56-23-5	
Chlorobenzene	ND	ug/L	5.0	1		11/29/22 04:51	108-90-7	
Chloroethane	ND	ug/L	5.0	1		11/29/22 04:51	75-00-3	
Chloroform	ND	ug/L	5.0	1		11/29/22 04:51	67-66-3	
Chloromethane	ND	ug/L	5.0	1		11/29/22 04:51	74-87-3	
2-Chlorotoluene	ND	ug/L	5.0	1		11/29/22 04:51	95-49-8	
4-Chlorotoluene	ND	ug/L	5.0	1		11/29/22 04:51	106-43-4	
Dibromochloromethane	ND	ug/L	5.0	1		11/29/22 04:51	124-48-1	
1,2-Dibromoethane (EDB)	ND	ug/L	5.0	1		11/29/22 04:51	106-93-4	
Dibromomethane	ND	ug/L	5.0	1		11/29/22 04:51	74-95-3	
1,2-Dichlorobenzene	ND	ug/L	5.0	1		11/29/22 04:51	95-50-1	
1,3-Dichlorobenzene	ND	ug/L	5.0	1		11/29/22 04:51	541-73-1	
1,4-Dichlorobenzene	ND	ug/L	5.0	1		11/29/22 04:51	106-46-7	
trans-1,4-Dichloro-2-butene	ND	ug/L	100	1		11/29/22 04:51	110-57-6	
Dichlorodifluoromethane	ND	ug/L	5.0	1		11/29/22 04:51	75-71-8	
1,1-Dichloroethane	ND	ug/L	5.0	1		11/29/22 04:51	75-34-3	
1,2-Dichloroethane	ND	ug/L	5.0	1		11/29/22 04:51	107-06-2	
1,1-Dichloroethene	ND	ug/L	5.0	1		11/29/22 04:51	75-35-4	
cis-1,2-Dichloroethene	**155**	ug/L	5.0	1		11/29/22 04:51	156-59-2	
trans-1,2-Dichloroethene	**15.6**	ug/L	5.0	1		11/29/22 04:51	156-60-5	
1,2-Dichloropropane	ND	ug/L	5.0	1		11/29/22 04:51	78-87-5	
1,3-Dichloropropane	ND	ug/L	5.0	1		11/29/22 04:51	142-28-9	
2,2-Dichloropropane	ND	ug/L	5.0	1		11/29/22 04:51	594-20-7	
1,1-Dichloropropene	ND	ug/L	5.0	1		11/29/22 04:51	563-58-6	
cis-1,3-Dichloropropene	ND	ug/L	5.0	1		11/29/22 04:51	10061-01-5	
trans-1,3-Dichloropropene	ND	ug/L	5.0	1		11/29/22 04:51	10061-02-6	
Ethylbenzene	ND	ug/L	5.0	1		11/29/22 04:51	100-41-4	
Ethyl methacrylate	ND	ug/L	100	1		11/29/22 04:51	97-63-2	
Hexachloro-1,3-butadiene	ND	ug/L	5.0	1		11/29/22 04:51	87-68-3	
n-Hexane	ND	ug/L	5.0	1		11/29/22 04:51	110-54-3	
2-Hexanone	ND	ug/L	25.0	1		11/29/22 04:51	591-78-6	
Iodomethane	ND	ug/L	10.0	1		11/29/22 04:51	74-88-4	

This report shall not be reproduced, except in full,
without the written consent of Pace Analytical Services, LLC.

Pace Analytical Services, LLC
7726 Moller Road
Indianapolis, IN 46268
(317)228-3100

ANALYTICAL RESULTS

Project: HRID 4Q2022
Pace Project No.: 50331564

Sample: MW-53D **Lab ID: 50331564053** Collected: 11/17/22 14:05 Received: 11/18/22 16:00 Matrix: Water

Parameters	Results	Units	Report Limit	DF	Prepared	Analyzed	CAS No.	Qual
8260 MSV Indiana	Analytical Method: EPA 5030/8260							
	Pace Analytical Services - Indianapolis							
Isopropylbenzene (Cumene)	ND	ug/L	5.0	1		11/29/22 04:51	98-82-8	
p-Isopropyltoluene	ND	ug/L	5.0	1		11/29/22 04:51	99-87-6	
Methylene Chloride	ND	ug/L	5.0	1		11/29/22 04:51	75-09-2	
1-Methylnaphthalene	ND	ug/L	10.0	1		11/29/22 04:51	90-12-0	
2-Methylnaphthalene	ND	ug/L	10.0	1		11/29/22 04:51	91-57-6	
4-Methyl-2-pentanone (MIBK)	ND	ug/L	25.0	1		11/29/22 04:51	108-10-1	
Methyl-tert-butyl ether	ND	ug/L	4.0	1		11/29/22 04:51	1634-04-4	
Naphthalene	ND	ug/L	1.2	1		11/29/22 04:51	91-20-3	
n-Propylbenzene	ND	ug/L	5.0	1		11/29/22 04:51	103-65-1	
Styrene	ND	ug/L	5.0	1		11/29/22 04:51	100-42-5	
1,1,1,2-Tetrachloroethane	ND	ug/L	5.0	1		11/29/22 04:51	630-20-6	
1,1,2,2-Tetrachloroethane	ND	ug/L	5.0	1		11/29/22 04:51	79-34-5	
Tetrachloroethene	ND	ug/L	5.0	1		11/29/22 04:51	127-18-4	
Toluene	ND	ug/L	5.0	1		11/29/22 04:51	108-88-3	
1,2,3-Trichlorobenzene	ND	ug/L	5.0	1		11/29/22 04:51	87-61-6	
1,2,4-Trichlorobenzene	ND	ug/L	5.0	1		11/29/22 04:51	120-82-1	
1,1,1-Trichloroethane	ND	ug/L	5.0	1		11/29/22 04:51	71-55-6	
1,1,2-Trichloroethane	ND	ug/L	5.0	1		11/29/22 04:51	79-00-5	
Trichloroethene	**8.9**	ug/L	5.0	1		11/29/22 04:51	79-01-6	
Trichlorofluoromethane	ND	ug/L	5.0	1		11/29/22 04:51	75-69-4	
1,2,3-Trichloropropane	ND	ug/L	5.0	1		11/29/22 04:51	96-18-4	
1,2,4-Trimethylbenzene	ND	ug/L	5.0	1		11/29/22 04:51	95-63-6	
1,3,5-Trimethylbenzene	ND	ug/L	5.0	1		11/29/22 04:51	108-67-8	
Vinyl acetate	ND	ug/L	50.0	1		11/29/22 04:51	108-05-4	
Vinyl chloride	ND	ug/L	2.0	1		11/29/22 04:51	75-01-4	
Xylene (Total)	ND	ug/L	10.0	1		11/29/22 04:51	1330-20-7	
Surrogates								
Dibromofluoromethane (S)	99	%.	82-128	1		11/29/22 04:51	1868-53-7	
4-Bromofluorobenzene (S)	98	%.	79-124	1		11/29/22 04:51	460-00-4	
Toluene-d8 (S)	96	%.	73-122	1		11/29/22 04:51	2037-26-5	

This report shall not be reproduced, except in full,
without the written consent of Pace Analytical Services, LLC.

Pace Analytical Services, LLC
7726 Moller Road
Indianapolis, IN 46268
(317)228-3100

ANALYTICAL RESULTS

Project: HRID 4Q2022
Pace Project No.: 50331564

Sample: MW-53S **Lab ID: 50331564054** Collected: 11/17/22 14:35 Received: 11/18/22 16:00 Matrix: Water

Parameters	Results	Units	Report Limit	DF	Prepared	Analyzed	CAS No.	Qual
8260 MSV Indiana	Analytical Method: EPA 5030/8260							
	Pace Analytical Services - Indianapolis							
Acetone	ND	ug/L	100	1		11/29/22 05:22	67-64-1	
Acrolein	ND	ug/L	50.0	1		11/29/22 05:22	107-02-8	
Acrylonitrile	ND	ug/L	100	1		11/29/22 05:22	107-13-1	
Benzene	ND	ug/L	5.0	1		11/29/22 05:22	71-43-2	
Bromobenzene	ND	ug/L	5.0	1		11/29/22 05:22	108-86-1	
Bromochloromethane	ND	ug/L	5.0	1		11/29/22 05:22	74-97-5	
Bromodichloromethane	ND	ug/L	5.0	1		11/29/22 05:22	75-27-4	
Bromoform	ND	ug/L	5.0	1		11/29/22 05:22	75-25-2	
Bromomethane	ND	ug/L	5.0	1		11/29/22 05:22	74-83-9	
2-Butanone (MEK)	ND	ug/L	25.0	1		11/29/22 05:22	78-93-3	
n-Butylbenzene	ND	ug/L	5.0	1		11/29/22 05:22	104-51-8	
sec-Butylbenzene	ND	ug/L	5.0	1		11/29/22 05:22	135-98-8	
tert-Butylbenzene	ND	ug/L	5.0	1		11/29/22 05:22	98-06-6	
Carbon disulfide	ND	ug/L	10.0	1		11/29/22 05:22	75-15-0	
Carbon tetrachloride	ND	ug/L	5.0	1		11/29/22 05:22	56-23-5	
Chlorobenzene	ND	ug/L	5.0	1		11/29/22 05:22	108-90-7	
Chloroethane	ND	ug/L	5.0	1		11/29/22 05:22	75-00-3	
Chloroform	ND	ug/L	5.0	1		11/29/22 05:22	67-66-3	
Chloromethane	ND	ug/L	5.0	1		11/29/22 05:22	74-87-3	
2-Chlorotoluene	ND	ug/L	5.0	1		11/29/22 05:22	95-49-8	
4-Chlorotoluene	ND	ug/L	5.0	1		11/29/22 05:22	106-43-4	
Dibromochloromethane	ND	ug/L	5.0	1		11/29/22 05:22	124-48-1	
1,2-Dibromoethane (EDB)	ND	ug/L	5.0	1		11/29/22 05:22	106-93-4	
Dibromomethane	ND	ug/L	5.0	1		11/29/22 05:22	74-95-3	
1,2-Dichlorobenzene	ND	ug/L	5.0	1		11/29/22 05:22	95-50-1	
1,3-Dichlorobenzene	ND	ug/L	5.0	1		11/29/22 05:22	541-73-1	
1,4-Dichlorobenzene	ND	ug/L	5.0	1		11/29/22 05:22	106-46-7	
trans-1,4-Dichloro-2-butene	ND	ug/L	100	1		11/29/22 05:22	110-57-6	
Dichlorodifluoromethane	ND	ug/L	5.0	1		11/29/22 05:22	75-71-8	
1,1-Dichloroethane	ND	ug/L	5.0	1		11/29/22 05:22	75-34-3	
1,2-Dichloroethane	ND	ug/L	5.0	1		11/29/22 05:22	107-06-2	
1,1-Dichloroethene	ND	ug/L	5.0	1		11/29/22 05:22	75-35-4	
cis-1,2-Dichloroethene	ND	ug/L	5.0	1		11/29/22 05:22	156-59-2	
trans-1,2-Dichloroethene	ND	ug/L	5.0	1		11/29/22 05:22	156-60-5	
1,2-Dichloropropane	ND	ug/L	5.0	1		11/29/22 05:22	78-87-5	
1,3-Dichloropropane	ND	ug/L	5.0	1		11/29/22 05:22	142-28-9	
2,2-Dichloropropane	ND	ug/L	5.0	1		11/29/22 05:22	594-20-7	
1,1-Dichloropropene	ND	ug/L	5.0	1		11/29/22 05:22	563-58-6	
cis-1,3-Dichloropropene	ND	ug/L	5.0	1		11/29/22 05:22	10061-01-5	
trans-1,3-Dichloropropene	ND	ug/L	5.0	1		11/29/22 05:22	10061-02-6	
Ethylbenzene	ND	ug/L	5.0	1		11/29/22 05:22	100-41-4	
Ethyl methacrylate	ND	ug/L	100	1		11/29/22 05:22	97-63-2	
Hexachloro-1,3-butadiene	ND	ug/L	5.0	1		11/29/22 05:22	87-68-3	
n-Hexane	ND	ug/L	5.0	1		11/29/22 05:22	110-54-3	
2-Hexanone	ND	ug/L	25.0	1		11/29/22 05:22	591-78-6	
Iodomethane	ND	ug/L	10.0	1		11/29/22 05:22	74-88-4	

This report shall not be reproduced, except in full,
without the written consent of Pace Analytical Services, LLC.

Pace Analytical Services, LLC
7726 Moller Road
Indianapolis, IN 46268
(317)228-3100

ANALYTICAL RESULTS

Project: HRID 4Q2022
Pace Project No.: 50331564

Sample: MW-53S **Lab ID: 50331564054** Collected: 11/17/22 14:35 Received: 11/18/22 16:00 Matrix: Water

Parameters	Results	Units	Report Limit	DF	Prepared	Analyzed	CAS No.	Qual
8260 MSV Indiana	Analytical Method: EPA 5030/8260							
	Pace Analytical Services - Indianapolis							
Isopropylbenzene (Cumene)	ND	ug/L	5.0	1		11/29/22 05:22	98-82-8	
p-Isopropyltoluene	ND	ug/L	5.0	1		11/29/22 05:22	99-87-6	
Methylene Chloride	ND	ug/L	5.0	1		11/29/22 05:22	75-09-2	
1-Methylnaphthalene	ND	ug/L	10.0	1		11/29/22 05:22	90-12-0	
2-Methylnaphthalene	ND	ug/L	10.0	1		11/29/22 05:22	91-57-6	
4-Methyl-2-pentanone (MIBK)	ND	ug/L	25.0	1		11/29/22 05:22	108-10-1	
Methyl-tert-butyl ether	ND	ug/L	4.0	1		11/29/22 05:22	1634-04-4	
Naphthalene	ND	ug/L	1.2	1		11/29/22 05:22	91-20-3	
n-Propylbenzene	ND	ug/L	5.0	1		11/29/22 05:22	103-65-1	
Styrene	ND	ug/L	5.0	1		11/29/22 05:22	100-42-5	
1,1,1,2-Tetrachloroethane	ND	ug/L	5.0	1		11/29/22 05:22	630-20-6	
1,1,2,2-Tetrachloroethane	ND	ug/L	5.0	1		11/29/22 05:22	79-34-5	
Tetrachloroethene	ND	ug/L	5.0	1		11/29/22 05:22	127-18-4	
Toluene	ND	ug/L	5.0	1		11/29/22 05:22	108-88-3	
1,2,3-Trichlorobenzene	ND	ug/L	5.0	1		11/29/22 05:22	87-61-6	
1,2,4-Trichlorobenzene	ND	ug/L	5.0	1		11/29/22 05:22	120-82-1	
1,1,1-Trichloroethane	ND	ug/L	5.0	1		11/29/22 05:22	71-55-6	
1,1,2-Trichloroethane	ND	ug/L	5.0	1		11/29/22 05:22	79-00-5	
Trichloroethene	**6.3**	ug/L	5.0	1		11/29/22 05:22	79-01-6	
Trichlorofluoromethane	ND	ug/L	5.0	1		11/29/22 05:22	75-69-4	
1,2,3-Trichloropropane	ND	ug/L	5.0	1		11/29/22 05:22	96-18-4	
1,2,4-Trimethylbenzene	ND	ug/L	5.0	1		11/29/22 05:22	95-63-6	
1,3,5-Trimethylbenzene	ND	ug/L	5.0	1		11/29/22 05:22	108-67-8	
Vinyl acetate	ND	ug/L	50.0	1		11/29/22 05:22	108-05-4	
Vinyl chloride	ND	ug/L	2.0	1		11/29/22 05:22	75-01-4	
Xylene (Total)	ND	ug/L	10.0	1		11/29/22 05:22	1330-20-7	
Surrogates								
Dibromofluoromethane (S)	98	%.	82-128	1		11/29/22 05:22	1868-53-7	
4-Bromofluorobenzene (S)	99	%.	79-124	1		11/29/22 05:22	460-00-4	
Toluene-d8 (S)	97	%.	73-122	1		11/29/22 05:22	2037-26-5	

This report shall not be reproduced, except in full,
without the written consent of Pace Analytical Services, LLC.

Pace Analytical Services, LLC
7726 Moller Road
Indianapolis, IN 46268
(317)228-3100

ANALYTICAL RESULTS

Project: HRID 4Q2022
Pace Project No.: 50331564

Sample: MW-56D **Lab ID: 50331564055** Collected: 11/17/22 15:00 Received: 11/18/22 16:00 Matrix: Water

Parameters	Results	Units	Report Limit	DF	Prepared	Analyzed	CAS No.	Qual
8260 MSV Indiana	Analytical Method: EPA 5030/8260							
	Pace Analytical Services - Indianapolis							
Acetone	ND	ug/L	100	1		11/24/22 10:38	67-64-1	
Acrolein	ND	ug/L	50.0	1		11/24/22 10:38	107-02-8	
Acrylonitrile	ND	ug/L	100	1		11/24/22 10:38	107-13-1	
Benzene	ND	ug/L	5.0	1		11/24/22 10:38	71-43-2	
Bromobenzene	ND	ug/L	5.0	1		11/24/22 10:38	108-86-1	
Bromochloromethane	ND	ug/L	5.0	1		11/24/22 10:38	74-97-5	
Bromodichloromethane	ND	ug/L	5.0	1		11/24/22 10:38	75-27-4	
Bromoform	ND	ug/L	5.0	1		11/24/22 10:38	75-25-2	
Bromomethane	ND	ug/L	5.0	1		11/24/22 10:38	74-83-9	
2-Butanone (MEK)	ND	ug/L	25.0	1		11/24/22 10:38	78-93-3	
n-Butylbenzene	ND	ug/L	5.0	1		11/24/22 10:38	104-51-8	
sec-Butylbenzene	ND	ug/L	5.0	1		11/24/22 10:38	135-98-8	
tert-Butylbenzene	ND	ug/L	5.0	1		11/24/22 10:38	98-06-6	
Carbon disulfide	ND	ug/L	10.0	1		11/24/22 10:38	75-15-0	
Carbon tetrachloride	ND	ug/L	5.0	1		11/24/22 10:38	56-23-5	
Chlorobenzene	ND	ug/L	5.0	1		11/24/22 10:38	108-90-7	
Chloroethane	ND	ug/L	5.0	1		11/24/22 10:38	75-00-3	
Chloroform	ND	ug/L	5.0	1		11/24/22 10:38	67-66-3	
Chloromethane	ND	ug/L	5.0	1		11/24/22 10:38	74-87-3	
2-Chlorotoluene	ND	ug/L	5.0	1		11/24/22 10:38	95-49-8	
4-Chlorotoluene	ND	ug/L	5.0	1		11/24/22 10:38	106-43-4	
Dibromochloromethane	ND	ug/L	5.0	1		11/24/22 10:38	124-48-1	
1,2-Dibromoethane (EDB)	ND	ug/L	5.0	1		11/24/22 10:38	106-93-4	
Dibromomethane	ND	ug/L	5.0	1		11/24/22 10:38	74-95-3	
1,2-Dichlorobenzene	ND	ug/L	5.0	1		11/24/22 10:38	95-50-1	
1,3-Dichlorobenzene	ND	ug/L	5.0	1		11/24/22 10:38	541-73-1	
1,4-Dichlorobenzene	ND	ug/L	5.0	1		11/24/22 10:38	106-46-7	
trans-1,4-Dichloro-2-butene	ND	ug/L	100	1		11/24/22 10:38	110-57-6	
Dichlorodifluoromethane	ND	ug/L	5.0	1		11/24/22 10:38	75-71-8	
1,1-Dichloroethane	ND	ug/L	5.0	1		11/24/22 10:38	75-34-3	
1,2-Dichloroethane	ND	ug/L	5.0	1		11/24/22 10:38	107-06-2	
1,1-Dichloroethene	ND	ug/L	5.0	1		11/24/22 10:38	75-35-4	
cis-1,2-Dichloroethene	**47.9**	ug/L	5.0	1		11/24/22 10:38	156-59-2	
trans-1,2-Dichloroethene	ND	ug/L	5.0	1		11/24/22 10:38	156-60-5	
1,2-Dichloropropane	ND	ug/L	5.0	1		11/24/22 10:38	78-87-5	
1,3-Dichloropropane	ND	ug/L	5.0	1		11/24/22 10:38	142-28-9	
2,2-Dichloropropane	ND	ug/L	5.0	1		11/24/22 10:38	594-20-7	
1,1-Dichloropropene	ND	ug/L	5.0	1		11/24/22 10:38	563-58-6	
cis-1,3-Dichloropropene	ND	ug/L	5.0	1		11/24/22 10:38	10061-01-5	
trans-1,3-Dichloropropene	ND	ug/L	5.0	1		11/24/22 10:38	10061-02-6	
Ethylbenzene	ND	ug/L	5.0	1		11/24/22 10:38	100-41-4	
Ethyl methacrylate	ND	ug/L	100	1		11/24/22 10:38	97-63-2	
Hexachloro-1,3-butadiene	ND	ug/L	5.0	1		11/24/22 10:38	87-68-3	
n-Hexane	ND	ug/L	5.0	1		11/24/22 10:38	110-54-3	
2-Hexanone	ND	ug/L	25.0	1		11/24/22 10:38	591-78-6	
Iodomethane	ND	ug/L	10.0	1		11/24/22 10:38	74-88-4	

This report shall not be reproduced, except in full,
without the written consent of Pace Analytical Services, LLC.

Pace Analytical Services, LLC
7726 Moller Road
Indianapolis, IN 46268
(317)228-3100

ANALYTICAL RESULTS

Project: HRID 4Q2022
Pace Project No.: 50331564

Sample: MW-56D **Lab ID: 50331564055** Collected: 11/17/22 15:00 Received: 11/18/22 16:00 Matrix: Water

Parameters	Results	Units	Report Limit	DF	Prepared	Analyzed	CAS No.	Qual
8260 MSV Indiana	Analytical Method: EPA 5030/8260							
	Pace Analytical Services - Indianapolis							
Isopropylbenzene (Cumene)	ND	ug/L	5.0	1		11/24/22 10:38	98-82-8	
p-Isopropyltoluene	ND	ug/L	5.0	1		11/24/22 10:38	99-87-6	
Methylene Chloride	ND	ug/L	5.0	1		11/24/22 10:38	75-09-2	
1-Methylnaphthalene	ND	ug/L	10.0	1		11/24/22 10:38	90-12-0	
2-Methylnaphthalene	ND	ug/L	10.0	1		11/24/22 10:38	91-57-6	
4-Methyl-2-pentanone (MIBK)	ND	ug/L	25.0	1		11/24/22 10:38	108-10-1	
Methyl-tert-butyl ether	ND	ug/L	4.0	1		11/24/22 10:38	1634-04-4	
Naphthalene	ND	ug/L	1.2	1		11/24/22 10:38	91-20-3	
n-Propylbenzene	ND	ug/L	5.0	1		11/24/22 10:38	103-65-1	
Styrene	ND	ug/L	5.0	1		11/24/22 10:38	100-42-5	
1,1,1,2-Tetrachloroethane	ND	ug/L	5.0	1		11/24/22 10:38	630-20-6	
1,1,2,2-Tetrachloroethane	ND	ug/L	5.0	1		11/24/22 10:38	79-34-5	
Tetrachloroethene	ND	ug/L	5.0	1		11/24/22 10:38	127-18-4	
Toluene	ND	ug/L	5.0	1		11/24/22 10:38	108-88-3	
1,2,3-Trichlorobenzene	ND	ug/L	5.0	1		11/24/22 10:38	87-61-6	
1,2,4-Trichlorobenzene	ND	ug/L	5.0	1		11/24/22 10:38	120-82-1	
1,1,1-Trichloroethane	ND	ug/L	5.0	1		11/24/22 10:38	71-55-6	
1,1,2-Trichloroethane	ND	ug/L	5.0	1		11/24/22 10:38	79-00-5	
Trichloroethene	ND	ug/L	5.0	1		11/24/22 10:38	79-01-6	
Trichlorofluoromethane	ND	ug/L	5.0	1		11/24/22 10:38	75-69-4	
1,2,3-Trichloropropane	ND	ug/L	5.0	1		11/24/22 10:38	96-18-4	
1,2,4-Trimethylbenzene	ND	ug/L	5.0	1		11/24/22 10:38	95-63-6	
1,3,5-Trimethylbenzene	ND	ug/L	5.0	1		11/24/22 10:38	108-67-8	
Vinyl acetate	ND	ug/L	50.0	1		11/24/22 10:38	108-05-4	
Vinyl chloride	ND	ug/L	2.0	1		11/24/22 10:38	75-01-4	
Xylene (Total)	ND	ug/L	10.0	1		11/24/22 10:38	1330-20-7	
Surrogates								
Dibromofluoromethane (S)	96	%.	82-128	1		11/24/22 10:38	1868-53-7	
4-Bromofluorobenzene (S)	98	%.	79-124	1		11/24/22 10:38	460-00-4	
Toluene-d8 (S)	99	%.	73-122	1		11/24/22 10:38	2037-26-5	

This report shall not be reproduced, except in full,
without the written consent of Pace Analytical Services, LLC.

Pace Analytical Services, LLC
7726 Moller Road
Indianapolis, IN 46268
(317)228-3100

ANALYTICAL RESULTS

Project: HRID 4Q2022
Pace Project No.: 50331564

Sample: MW-56S **Lab ID: 50331564056** Collected: 11/17/22 15:51 Received: 11/18/22 16:00 Matrix: Water

Parameters	Results	Units	Report Limit	DF	Prepared	Analyzed	CAS No.	Qual
8260 MSV Indiana	Analytical Method: EPA 5030/8260							
	Pace Analytical Services - Indianapolis							
Acetone	ND	ug/L	100	1		11/29/22 05:52	67-64-1	
Acrolein	ND	ug/L	50.0	1		11/29/22 05:52	107-02-8	
Acrylonitrile	ND	ug/L	100	1		11/29/22 05:52	107-13-1	
Benzene	ND	ug/L	5.0	1		11/29/22 05:52	71-43-2	
Bromobenzene	ND	ug/L	5.0	1		11/29/22 05:52	108-86-1	
Bromochloromethane	ND	ug/L	5.0	1		11/29/22 05:52	74-97-5	
Bromodichloromethane	ND	ug/L	5.0	1		11/29/22 05:52	75-27-4	
Bromoform	ND	ug/L	5.0	1		11/29/22 05:52	75-25-2	
Bromomethane	ND	ug/L	5.0	1		11/29/22 05:52	74-83-9	
2-Butanone (MEK)	ND	ug/L	25.0	1		11/29/22 05:52	78-93-3	
n-Butylbenzene	ND	ug/L	5.0	1		11/29/22 05:52	104-51-8	
sec-Butylbenzene	ND	ug/L	5.0	1		11/29/22 05:52	135-98-8	
tert-Butylbenzene	ND	ug/L	5.0	1		11/29/22 05:52	98-06-6	
Carbon disulfide	ND	ug/L	10.0	1		11/29/22 05:52	75-15-0	
Carbon tetrachloride	ND	ug/L	5.0	1		11/29/22 05:52	56-23-5	
Chlorobenzene	ND	ug/L	5.0	1		11/29/22 05:52	108-90-7	
Chloroethane	ND	ug/L	5.0	1		11/29/22 05:52	75-00-3	
Chloroform	ND	ug/L	5.0	1		11/29/22 05:52	67-66-3	
Chloromethane	ND	ug/L	5.0	1		11/29/22 05:52	74-87-3	
2-Chlorotoluene	ND	ug/L	5.0	1		11/29/22 05:52	95-49-8	
4-Chlorotoluene	ND	ug/L	5.0	1		11/29/22 05:52	106-43-4	
Dibromochloromethane	ND	ug/L	5.0	1		11/29/22 05:52	124-48-1	
1,2-Dibromoethane (EDB)	ND	ug/L	5.0	1		11/29/22 05:52	106-93-4	
Dibromomethane	ND	ug/L	5.0	1		11/29/22 05:52	74-95-3	
1,2-Dichlorobenzene	ND	ug/L	5.0	1		11/29/22 05:52	95-50-1	
1,3-Dichlorobenzene	ND	ug/L	5.0	1		11/29/22 05:52	541-73-1	
1,4-Dichlorobenzene	ND	ug/L	5.0	1		11/29/22 05:52	106-46-7	
trans-1,4-Dichloro-2-butene	ND	ug/L	100	1		11/29/22 05:52	110-57-6	
Dichlorodifluoromethane	ND	ug/L	5.0	1		11/29/22 05:52	75-71-8	
1,1-Dichloroethane	ND	ug/L	5.0	1		11/29/22 05:52	75-34-3	
1,2-Dichloroethane	ND	ug/L	5.0	1		11/29/22 05:52	107-06-2	
1,1-Dichloroethene	ND	ug/L	5.0	1		11/29/22 05:52	75-35-4	
cis-1,2-Dichloroethene	ND	ug/L	5.0	1		11/29/22 05:52	156-59-2	
trans-1,2-Dichloroethene	ND	ug/L	5.0	1		11/29/22 05:52	156-60-5	
1,2-Dichloropropane	ND	ug/L	5.0	1		11/29/22 05:52	78-87-5	
1,3-Dichloropropane	ND	ug/L	5.0	1		11/29/22 05:52	142-28-9	
2,2-Dichloropropane	ND	ug/L	5.0	1		11/29/22 05:52	594-20-7	
1,1-Dichloropropene	ND	ug/L	5.0	1		11/29/22 05:52	563-58-6	
cis-1,3-Dichloropropene	ND	ug/L	5.0	1		11/29/22 05:52	10061-01-5	
trans-1,3-Dichloropropene	ND	ug/L	5.0	1		11/29/22 05:52	10061-02-6	
Ethylbenzene	ND	ug/L	5.0	1		11/29/22 05:52	100-41-4	
Ethyl methacrylate	ND	ug/L	100	1		11/29/22 05:52	97-63-2	
Hexachloro-1,3-butadiene	ND	ug/L	5.0	1		11/29/22 05:52	87-68-3	
n-Hexane	ND	ug/L	5.0	1		11/29/22 05:52	110-54-3	
2-Hexanone	ND	ug/L	25.0	1		11/29/22 05:52	591-78-6	
Iodomethane	ND	ug/L	10.0	1		11/29/22 05:52	74-88-4	

This report shall not be reproduced, except in full,
without the written consent of Pace Analytical Services, LLC.

Pace Analytical Services, LLC
7726 Moller Road
Indianapolis, IN 46268
(317)228-3100

ANALYTICAL RESULTS

Project: HRID 4Q2022
Pace Project No.: 50331564

Sample: MW-56S **Lab ID: 50331564056** Collected: 11/17/22 15:51 Received: 11/18/22 16:00 Matrix: Water

Parameters	Results	Units	Report Limit	DF	Prepared	Analyzed	CAS No.	Qual
8260 MSV Indiana	Analytical Method: EPA 5030/8260							
	Pace Analytical Services - Indianapolis							
Isopropylbenzene (Cumene)	ND	ug/L	5.0	1		11/29/22 05:52	98-82-8	
p-Isopropyltoluene	ND	ug/L	5.0	1		11/29/22 05:52	99-87-6	
Methylene Chloride	ND	ug/L	5.0	1		11/29/22 05:52	75-09-2	
1-Methylnaphthalene	ND	ug/L	10.0	1		11/29/22 05:52	90-12-0	
2-Methylnaphthalene	ND	ug/L	10.0	1		11/29/22 05:52	91-57-6	
4-Methyl-2-pentanone (MIBK)	ND	ug/L	25.0	1		11/29/22 05:52	108-10-1	
Methyl-tert-butyl ether	ND	ug/L	4.0	1		11/29/22 05:52	1634-04-4	
Naphthalene	ND	ug/L	1.2	1		11/29/22 05:52	91-20-3	
n-Propylbenzene	ND	ug/L	5.0	1		11/29/22 05:52	103-65-1	
Styrene	ND	ug/L	5.0	1		11/29/22 05:52	100-42-5	
1,1,1,2-Tetrachloroethane	ND	ug/L	5.0	1		11/29/22 05:52	630-20-6	
1,1,2,2-Tetrachloroethane	ND	ug/L	5.0	1		11/29/22 05:52	79-34-5	
Tetrachloroethene	ND	ug/L	5.0	1		11/29/22 05:52	127-18-4	
Toluene	ND	ug/L	5.0	1		11/29/22 05:52	108-88-3	
1,2,3-Trichlorobenzene	ND	ug/L	5.0	1		11/29/22 05:52	87-61-6	
1,2,4-Trichlorobenzene	ND	ug/L	5.0	1		11/29/22 05:52	120-82-1	
1,1,1-Trichloroethane	ND	ug/L	5.0	1		11/29/22 05:52	71-55-6	
1,1,2-Trichloroethane	ND	ug/L	5.0	1		11/29/22 05:52	79-00-5	
Trichloroethene	ND	ug/L	5.0	1		11/29/22 05:52	79-01-6	
Trichlorofluoromethane	ND	ug/L	5.0	1		11/29/22 05:52	75-69-4	
1,2,3-Trichloropropane	ND	ug/L	5.0	1		11/29/22 05:52	96-18-4	
1,2,4-Trimethylbenzene	ND	ug/L	5.0	1		11/29/22 05:52	95-63-6	
1,3,5-Trimethylbenzene	ND	ug/L	5.0	1		11/29/22 05:52	108-67-8	
Vinyl acetate	ND	ug/L	50.0	1		11/29/22 05:52	108-05-4	
Vinyl chloride	ND	ug/L	2.0	1		11/29/22 05:52	75-01-4	
Xylene (Total)	ND	ug/L	10.0	1		11/29/22 05:52	1330-20-7	
Surrogates								
Dibromofluoromethane (S)	99	%.	82-128	1		11/29/22 05:52	1868-53-7	
4-Bromofluorobenzene (S)	98	%.	79-124	1		11/29/22 05:52	460-00-4	
Toluene-d8 (S)	96	%.	73-122	1		11/29/22 05:52	2037-26-5	

This report shall not be reproduced, except in full,
without the written consent of Pace Analytical Services, LLC.

Pace Analytical Services, LLC
7726 Moller Road
Indianapolis, IN 46268
(317)228-3100

ANALYTICAL RESULTS

Project: HRID 4Q2022
Pace Project No.: 50331564

Sample: MW-34S **Lab ID: 50331564057** Collected: 11/17/22 08:56 Received: 11/18/22 16:00 Matrix: Water

Parameters	Results	Units	Report Limit	DF	Prepared	Analyzed	CAS No.	Qual
8260 MSV Indiana	Analytical Method: EPA 5030/8260							
	Pace Analytical Services - Indianapolis							
Acetone	ND	ug/L	100	1		11/29/22 06:23	67-64-1	
Acrolein	ND	ug/L	50.0	1		11/29/22 06:23	107-02-8	
Acrylonitrile	ND	ug/L	100	1		11/29/22 06:23	107-13-1	
Benzene	ND	ug/L	5.0	1		11/29/22 06:23	71-43-2	
Bromobenzene	ND	ug/L	5.0	1		11/29/22 06:23	108-86-1	
Bromochloromethane	ND	ug/L	5.0	1		11/29/22 06:23	74-97-5	
Bromodichloromethane	ND	ug/L	5.0	1		11/29/22 06:23	75-27-4	
Bromoform	ND	ug/L	5.0	1		11/29/22 06:23	75-25-2	
Bromomethane	ND	ug/L	5.0	1		11/29/22 06:23	74-83-9	
2-Butanone (MEK)	ND	ug/L	25.0	1		11/29/22 06:23	78-93-3	
n-Butylbenzene	ND	ug/L	5.0	1		11/29/22 06:23	104-51-8	
sec-Butylbenzene	ND	ug/L	5.0	1		11/29/22 06:23	135-98-8	
tert-Butylbenzene	ND	ug/L	5.0	1		11/29/22 06:23	98-06-6	
Carbon disulfide	ND	ug/L	10.0	1		11/29/22 06:23	75-15-0	
Carbon tetrachloride	ND	ug/L	5.0	1		11/29/22 06:23	56-23-5	
Chlorobenzene	ND	ug/L	5.0	1		11/29/22 06:23	108-90-7	
Chloroethane	ND	ug/L	5.0	1		11/29/22 06:23	75-00-3	
Chloroform	ND	ug/L	5.0	1		11/29/22 06:23	67-66-3	
Chloromethane	ND	ug/L	5.0	1		11/29/22 06:23	74-87-3	
2-Chlorotoluene	ND	ug/L	5.0	1		11/29/22 06:23	95-49-8	
4-Chlorotoluene	ND	ug/L	5.0	1		11/29/22 06:23	106-43-4	
Dibromochloromethane	ND	ug/L	5.0	1		11/29/22 06:23	124-48-1	
1,2-Dibromoethane (EDB)	ND	ug/L	5.0	1		11/29/22 06:23	106-93-4	
Dibromomethane	ND	ug/L	5.0	1		11/29/22 06:23	74-95-3	
1,2-Dichlorobenzene	ND	ug/L	5.0	1		11/29/22 06:23	95-50-1	
1,3-Dichlorobenzene	ND	ug/L	5.0	1		11/29/22 06:23	541-73-1	
1,4-Dichlorobenzene	ND	ug/L	5.0	1		11/29/22 06:23	106-46-7	
trans-1,4-Dichloro-2-butene	ND	ug/L	100	1		11/29/22 06:23	110-57-6	
Dichlorodifluoromethane	ND	ug/L	5.0	1		11/29/22 06:23	75-71-8	
1,1-Dichloroethane	ND	ug/L	5.0	1		11/29/22 06:23	75-34-3	
1,2-Dichloroethane	ND	ug/L	5.0	1		11/29/22 06:23	107-06-2	
1,1-Dichloroethene	ND	ug/L	5.0	1		11/29/22 06:23	75-35-4	
cis-1,2-Dichloroethene	ND	ug/L	5.0	1		11/29/22 06:23	156-59-2	
trans-1,2-Dichloroethene	ND	ug/L	5.0	1		11/29/22 06:23	156-60-5	
1,2-Dichloropropane	ND	ug/L	5.0	1		11/29/22 06:23	78-87-5	
1,3-Dichloropropane	ND	ug/L	5.0	1		11/29/22 06:23	142-28-9	
2,2-Dichloropropane	ND	ug/L	5.0	1		11/29/22 06:23	594-20-7	
1,1-Dichloropropene	ND	ug/L	5.0	1		11/29/22 06:23	563-58-6	
cis-1,3-Dichloropropene	ND	ug/L	5.0	1		11/29/22 06:23	10061-01-5	
trans-1,3-Dichloropropene	ND	ug/L	5.0	1		11/29/22 06:23	10061-02-6	
Ethylbenzene	ND	ug/L	5.0	1		11/29/22 06:23	100-41-4	
Ethyl methacrylate	ND	ug/L	100	1		11/29/22 06:23	97-63-2	
Hexachloro-1,3-butadiene	ND	ug/L	5.0	1		11/29/22 06:23	87-68-3	
n-Hexane	ND	ug/L	5.0	1		11/29/22 06:23	110-54-3	
2-Hexanone	ND	ug/L	25.0	1		11/29/22 06:23	591-78-6	
Iodomethane	ND	ug/L	10.0	1		11/29/22 06:23	74-88-4	

This report shall not be reproduced, except in full,
without the written consent of Pace Analytical Services, LLC.

Pace Analytical Services, LLC
7726 Moller Road
Indianapolis, IN 46268
(317)228-3100

ANALYTICAL RESULTS

Project: HRID 4Q2022
Pace Project No.: 50331564

Sample: MW-34S **Lab ID: 50331564057** Collected: 11/17/22 08:56 Received: 11/18/22 16:00 Matrix: Water

Parameters	Results	Units	Report Limit	DF	Prepared	Analyzed	CAS No.	Qual
8260 MSV Indiana	Analytical Method: EPA 5030/8260							
	Pace Analytical Services - Indianapolis							
Isopropylbenzene (Cumene)	ND	ug/L	5.0	1		11/29/22 06:23	98-82-8	
p-Isopropyltoluene	ND	ug/L	5.0	1		11/29/22 06:23	99-87-6	
Methylene Chloride	ND	ug/L	5.0	1		11/29/22 06:23	75-09-2	
1-Methylnaphthalene	ND	ug/L	10.0	1		11/29/22 06:23	90-12-0	
2-Methylnaphthalene	ND	ug/L	10.0	1		11/29/22 06:23	91-57-6	
4-Methyl-2-pentanone (MIBK)	ND	ug/L	25.0	1		11/29/22 06:23	108-10-1	
Methyl-tert-butyl ether	ND	ug/L	4.0	1		11/29/22 06:23	1634-04-4	
Naphthalene	ND	ug/L	1.2	1		11/29/22 06:23	91-20-3	
n-Propylbenzene	ND	ug/L	5.0	1		11/29/22 06:23	103-65-1	
Styrene	ND	ug/L	5.0	1		11/29/22 06:23	100-42-5	
1,1,1,2-Tetrachloroethane	ND	ug/L	5.0	1		11/29/22 06:23	630-20-6	
1,1,2,2-Tetrachloroethane	ND	ug/L	5.0	1		11/29/22 06:23	79-34-5	
Tetrachloroethene	ND	ug/L	5.0	1		11/29/22 06:23	127-18-4	
Toluene	ND	ug/L	5.0	1		11/29/22 06:23	108-88-3	
1,2,3-Trichlorobenzene	ND	ug/L	5.0	1		11/29/22 06:23	87-61-6	
1,2,4-Trichlorobenzene	ND	ug/L	5.0	1		11/29/22 06:23	120-82-1	
1,1,1-Trichloroethane	ND	ug/L	5.0	1		11/29/22 06:23	71-55-6	
1,1,2-Trichloroethane	ND	ug/L	5.0	1		11/29/22 06:23	79-00-5	
Trichloroethene	ND	ug/L	5.0	1		11/29/22 06:23	79-01-6	
Trichlorofluoromethane	ND	ug/L	5.0	1		11/29/22 06:23	75-69-4	
1,2,3-Trichloropropane	ND	ug/L	5.0	1		11/29/22 06:23	96-18-4	
1,2,4-Trimethylbenzene	ND	ug/L	5.0	1		11/29/22 06:23	95-63-6	
1,3,5-Trimethylbenzene	ND	ug/L	5.0	1		11/29/22 06:23	108-67-8	
Vinyl acetate	ND	ug/L	50.0	1		11/29/22 06:23	108-05-4	
Vinyl chloride	ND	ug/L	2.0	1		11/29/22 06:23	75-01-4	
Xylene (Total)	ND	ug/L	10.0	1		11/29/22 06:23	1330-20-7	
Surrogates								
Dibromofluoromethane (S)	100	%.	82-128	1		11/29/22 06:23	1868-53-7	
4-Bromofluorobenzene (S)	99	%.	79-124	1		11/29/22 06:23	460-00-4	
Toluene-d8 (S)	95	%.	73-122	1		11/29/22 06:23	2037-26-5	

This report shall not be reproduced, except in full,
without the written consent of Pace Analytical Services, LLC.

Pace Analytical Services, LLC
7726 Moller Road
Indianapolis, IN 46268
(317)228-3100

ANALYTICAL RESULTS

Project: HRID 4Q2022
Pace Project No.: 50331564

Sample: MW-34D **Lab ID: 50331564058** Collected: 11/17/22 10:10 Received: 11/18/22 16:00 Matrix: Water

Parameters	Results	Units	Report Limit	DF	Prepared	Analyzed	CAS No.	Qual
8260 MSV Indiana	Analytical Method: EPA 5030/8260							
	Pace Analytical Services - Indianapolis							
Acetone	ND	ug/L	100	1		11/29/22 06:53	67-64-1	
Acrolein	ND	ug/L	50.0	1		11/29/22 06:53	107-02-8	
Acrylonitrile	ND	ug/L	100	1		11/29/22 06:53	107-13-1	
Benzene	ND	ug/L	5.0	1		11/29/22 06:53	71-43-2	
Bromobenzene	ND	ug/L	5.0	1		11/29/22 06:53	108-86-1	
Bromochloromethane	ND	ug/L	5.0	1		11/29/22 06:53	74-97-5	
Bromodichloromethane	ND	ug/L	5.0	1		11/29/22 06:53	75-27-4	
Bromoform	ND	ug/L	5.0	1		11/29/22 06:53	75-25-2	
Bromomethane	ND	ug/L	5.0	1		11/29/22 06:53	74-83-9	
2-Butanone (MEK)	ND	ug/L	25.0	1		11/29/22 06:53	78-93-3	
n-Butylbenzene	ND	ug/L	5.0	1		11/29/22 06:53	104-51-8	
sec-Butylbenzene	ND	ug/L	5.0	1		11/29/22 06:53	135-98-8	
tert-Butylbenzene	ND	ug/L	5.0	1		11/29/22 06:53	98-06-6	
Carbon disulfide	ND	ug/L	10.0	1		11/29/22 06:53	75-15-0	
Carbon tetrachloride	ND	ug/L	5.0	1		11/29/22 06:53	56-23-5	
Chlorobenzene	ND	ug/L	5.0	1		11/29/22 06:53	108-90-7	
Chloroethane	ND	ug/L	5.0	1		11/29/22 06:53	75-00-3	
Chloroform	ND	ug/L	5.0	1		11/29/22 06:53	67-66-3	
Chloromethane	ND	ug/L	5.0	1		11/29/22 06:53	74-87-3	
2-Chlorotoluene	ND	ug/L	5.0	1		11/29/22 06:53	95-49-8	
4-Chlorotoluene	ND	ug/L	5.0	1		11/29/22 06:53	106-43-4	
Dibromochloromethane	ND	ug/L	5.0	1		11/29/22 06:53	124-48-1	
1,2-Dibromoethane (EDB)	ND	ug/L	5.0	1		11/29/22 06:53	106-93-4	
Dibromomethane	ND	ug/L	5.0	1		11/29/22 06:53	74-95-3	
1,2-Dichlorobenzene	ND	ug/L	5.0	1		11/29/22 06:53	95-50-1	
1,3-Dichlorobenzene	ND	ug/L	5.0	1		11/29/22 06:53	541-73-1	
1,4-Dichlorobenzene	ND	ug/L	5.0	1		11/29/22 06:53	106-46-7	
trans-1,4-Dichloro-2-butene	ND	ug/L	100	1		11/29/22 06:53	110-57-6	
Dichlorodifluoromethane	ND	ug/L	5.0	1		11/29/22 06:53	75-71-8	
1,1-Dichloroethane	ND	ug/L	5.0	1		11/29/22 06:53	75-34-3	
1,2-Dichloroethane	ND	ug/L	5.0	1		11/29/22 06:53	107-06-2	
1,1-Dichloroethene	ND	ug/L	5.0	1		11/29/22 06:53	75-35-4	
cis-1,2-Dichloroethene	ND	ug/L	5.0	1		11/29/22 06:53	156-59-2	
trans-1,2-Dichloroethene	ND	ug/L	5.0	1		11/29/22 06:53	156-60-5	
1,2-Dichloropropane	ND	ug/L	5.0	1		11/29/22 06:53	78-87-5	
1,3-Dichloropropane	ND	ug/L	5.0	1		11/29/22 06:53	142-28-9	
2,2-Dichloropropane	ND	ug/L	5.0	1		11/29/22 06:53	594-20-7	
1,1-Dichloropropene	ND	ug/L	5.0	1		11/29/22 06:53	563-58-6	
cis-1,3-Dichloropropene	ND	ug/L	5.0	1		11/29/22 06:53	10061-01-5	
trans-1,3-Dichloropropene	ND	ug/L	5.0	1		11/29/22 06:53	10061-02-6	
Ethylbenzene	ND	ug/L	5.0	1		11/29/22 06:53	100-41-4	
Ethyl methacrylate	ND	ug/L	100	1		11/29/22 06:53	97-63-2	
Hexachloro-1,3-butadiene	ND	ug/L	5.0	1		11/29/22 06:53	87-68-3	
n-Hexane	ND	ug/L	5.0	1		11/29/22 06:53	110-54-3	
2-Hexanone	ND	ug/L	25.0	1		11/29/22 06:53	591-78-6	
Iodomethane	ND	ug/L	10.0	1		11/29/22 06:53	74-88-4	

This report shall not be reproduced, except in full,
without the written consent of Pace Analytical Services, LLC.

Pace Analytical Services, LLC
7726 Moller Road
Indianapolis, IN 46268
(317)228-3100

ANALYTICAL RESULTS

Project: HRID 4Q2022
Pace Project No.: 50331564

Sample: MW-34D **Lab ID: 50331564058** Collected: 11/17/22 10:10 Received: 11/18/22 16:00 Matrix: Water

Parameters	Results	Units	Report Limit	DF	Prepared	Analyzed	CAS No.	Qual
8260 MSV Indiana	Analytical Method: EPA 5030/8260							
	Pace Analytical Services - Indianapolis							
Isopropylbenzene (Cumene)	ND	ug/L	5.0	1		11/29/22 06:53	98-82-8	
p-Isopropyltoluene	ND	ug/L	5.0	1		11/29/22 06:53	99-87-6	
Methylene Chloride	ND	ug/L	5.0	1		11/29/22 06:53	75-09-2	
1-Methylnaphthalene	ND	ug/L	10.0	1		11/29/22 06:53	90-12-0	
2-Methylnaphthalene	ND	ug/L	10.0	1		11/29/22 06:53	91-57-6	
4-Methyl-2-pentanone (MIBK)	ND	ug/L	25.0	1		11/29/22 06:53	108-10-1	
Methyl-tert-butyl ether	ND	ug/L	4.0	1		11/29/22 06:53	1634-04-4	
Naphthalene	ND	ug/L	1.2	1		11/29/22 06:53	91-20-3	
n-Propylbenzene	ND	ug/L	5.0	1		11/29/22 06:53	103-65-1	
Styrene	ND	ug/L	5.0	1		11/29/22 06:53	100-42-5	
1,1,1,2-Tetrachloroethane	ND	ug/L	5.0	1		11/29/22 06:53	630-20-6	
1,1,2,2-Tetrachloroethane	ND	ug/L	5.0	1		11/29/22 06:53	79-34-5	
Tetrachloroethene	ND	ug/L	5.0	1		11/29/22 06:53	127-18-4	
Toluene	ND	ug/L	5.0	1		11/29/22 06:53	108-88-3	
1,2,3-Trichlorobenzene	ND	ug/L	5.0	1		11/29/22 06:53	87-61-6	
1,2,4-Trichlorobenzene	ND	ug/L	5.0	1		11/29/22 06:53	120-82-1	
1,1,1-Trichloroethane	ND	ug/L	5.0	1		11/29/22 06:53	71-55-6	
1,1,2-Trichloroethane	ND	ug/L	5.0	1		11/29/22 06:53	79-00-5	
Trichloroethene	ND	ug/L	5.0	1		11/29/22 06:53	79-01-6	
Trichlorofluoromethane	ND	ug/L	5.0	1		11/29/22 06:53	75-69-4	
1,2,3-Trichloropropane	ND	ug/L	5.0	1		11/29/22 06:53	96-18-4	
1,2,4-Trimethylbenzene	ND	ug/L	5.0	1		11/29/22 06:53	95-63-6	
1,3,5-Trimethylbenzene	ND	ug/L	5.0	1		11/29/22 06:53	108-67-8	
Vinyl acetate	ND	ug/L	50.0	1		11/29/22 06:53	108-05-4	
Vinyl chloride	ND	ug/L	2.0	1		11/29/22 06:53	75-01-4	
Xylene (Total)	ND	ug/L	10.0	1		11/29/22 06:53	1330-20-7	
Surrogates								
Dibromofluoromethane (S)	99	%.	82-128	1		11/29/22 06:53	1868-53-7	
4-Bromofluorobenzene (S)	99	%.	79-124	1		11/29/22 06:53	460-00-4	
Toluene-d8 (S)	97	%.	73-122	1		11/29/22 06:53	2037-26-5	

This report shall not be reproduced, except in full,
without the written consent of Pace Analytical Services, LLC.

Pace Analytical Services, LLC
7726 Moller Road
Indianapolis, IN 46268
(317)228-3100

ANALYTICAL RESULTS

Project: HRID 4Q2022
Pace Project No.: 50331564

Sample: MW-22D **Lab ID: 50331564059** Collected: 11/17/22 09:48 Received: 11/18/22 16:00 Matrix: Water

Parameters	Results	Units	Report Limit	DF	Prepared	Analyzed	CAS No.	Qual
8260 MSV Indiana	Analytical Method: EPA 5030/8260							
	Pace Analytical Services - Indianapolis							
Acetone	ND	ug/L	100	1		11/29/22 07:24	67-64-1	
Acrolein	ND	ug/L	50.0	1		11/29/22 07:24	107-02-8	
Acrylonitrile	ND	ug/L	100	1		11/29/22 07:24	107-13-1	
Benzene	ND	ug/L	5.0	1		11/29/22 07:24	71-43-2	
Bromobenzene	ND	ug/L	5.0	1		11/29/22 07:24	108-86-1	
Bromochloromethane	ND	ug/L	5.0	1		11/29/22 07:24	74-97-5	
Bromodichloromethane	ND	ug/L	5.0	1		11/29/22 07:24	75-27-4	
Bromoform	ND	ug/L	5.0	1		11/29/22 07:24	75-25-2	
Bromomethane	ND	ug/L	5.0	1		11/29/22 07:24	74-83-9	
2-Butanone (MEK)	ND	ug/L	25.0	1		11/29/22 07:24	78-93-3	
n-Butylbenzene	ND	ug/L	5.0	1		11/29/22 07:24	104-51-8	
sec-Butylbenzene	ND	ug/L	5.0	1		11/29/22 07:24	135-98-8	
tert-Butylbenzene	ND	ug/L	5.0	1		11/29/22 07:24	98-06-6	
Carbon disulfide	ND	ug/L	10.0	1		11/29/22 07:24	75-15-0	
Carbon tetrachloride	ND	ug/L	5.0	1		11/29/22 07:24	56-23-5	
Chlorobenzene	ND	ug/L	5.0	1		11/29/22 07:24	108-90-7	
Chloroethane	ND	ug/L	5.0	1		11/29/22 07:24	75-00-3	
Chloroform	ND	ug/L	5.0	1		11/29/22 07:24	67-66-3	
Chloromethane	ND	ug/L	5.0	1		11/29/22 07:24	74-87-3	
2-Chlorotoluene	ND	ug/L	5.0	1		11/29/22 07:24	95-49-8	
4-Chlorotoluene	ND	ug/L	5.0	1		11/29/22 07:24	106-43-4	
Dibromochloromethane	ND	ug/L	5.0	1		11/29/22 07:24	124-48-1	
1,2-Dibromoethane (EDB)	ND	ug/L	5.0	1		11/29/22 07:24	106-93-4	
Dibromomethane	ND	ug/L	5.0	1		11/29/22 07:24	74-95-3	
1,2-Dichlorobenzene	ND	ug/L	5.0	1		11/29/22 07:24	95-50-1	
1,3-Dichlorobenzene	ND	ug/L	5.0	1		11/29/22 07:24	541-73-1	
1,4-Dichlorobenzene	ND	ug/L	5.0	1		11/29/22 07:24	106-46-7	
trans-1,4-Dichloro-2-butene	ND	ug/L	100	1		11/29/22 07:24	110-57-6	
Dichlorodifluoromethane	ND	ug/L	5.0	1		11/29/22 07:24	75-71-8	
1,1-Dichloroethane	ND	ug/L	5.0	1		11/29/22 07:24	75-34-3	
1,2-Dichloroethane	ND	ug/L	5.0	1		11/29/22 07:24	107-06-2	
1,1-Dichloroethene	ND	ug/L	5.0	1		11/29/22 07:24	75-35-4	
cis-1,2-Dichloroethene	**111**	ug/L	5.0	1		11/29/22 07:24	156-59-2	
trans-1,2-Dichloroethene	ND	ug/L	5.0	1		11/29/22 07:24	156-60-5	
1,2-Dichloropropane	ND	ug/L	5.0	1		11/29/22 07:24	78-87-5	
1,3-Dichloropropane	ND	ug/L	5.0	1		11/29/22 07:24	142-28-9	
2,2-Dichloropropane	ND	ug/L	5.0	1		11/29/22 07:24	594-20-7	
1,1-Dichloropropene	ND	ug/L	5.0	1		11/29/22 07:24	563-58-6	
cis-1,3-Dichloropropene	ND	ug/L	5.0	1		11/29/22 07:24	10061-01-5	
trans-1,3-Dichloropropene	ND	ug/L	5.0	1		11/29/22 07:24	10061-02-6	
Ethylbenzene	ND	ug/L	5.0	1		11/29/22 07:24	100-41-4	
Ethyl methacrylate	ND	ug/L	100	1		11/29/22 07:24	97-63-2	
Hexachloro-1,3-butadiene	ND	ug/L	5.0	1		11/29/22 07:24	87-68-3	
n-Hexane	ND	ug/L	5.0	1		11/29/22 07:24	110-54-3	
2-Hexanone	ND	ug/L	25.0	1		11/29/22 07:24	591-78-6	
Iodomethane	ND	ug/L	10.0	1		11/29/22 07:24	74-88-4	

This report shall not be reproduced, except in full,
without the written consent of Pace Analytical Services, LLC.

Pace Analytical Services, LLC
7726 Moller Road
Indianapolis, IN 46268
(317)228-3100

ANALYTICAL RESULTS

Project: HRID 4Q2022
Pace Project No.: 50331564

Sample: MW-22D **Lab ID: 50331564059** Collected: 11/17/22 09:48 Received: 11/18/22 16:00 Matrix: Water

Parameters	Results	Units	Report Limit	DF	Prepared	Analyzed	CAS No.	Qual
8260 MSV Indiana	Analytical Method: EPA 5030/8260							
	Pace Analytical Services - Indianapolis							
Isopropylbenzene (Cumene)	ND	ug/L	5.0	1		11/29/22 07:24	98-82-8	
p-Isopropyltoluene	ND	ug/L	5.0	1		11/29/22 07:24	99-87-6	
Methylene Chloride	ND	ug/L	5.0	1		11/29/22 07:24	75-09-2	
1-Methylnaphthalene	ND	ug/L	10.0	1		11/29/22 07:24	90-12-0	
2-Methylnaphthalene	ND	ug/L	10.0	1		11/29/22 07:24	91-57-6	
4-Methyl-2-pentanone (MIBK)	ND	ug/L	25.0	1		11/29/22 07:24	108-10-1	
Methyl-tert-butyl ether	ND	ug/L	4.0	1		11/29/22 07:24	1634-04-4	
Naphthalene	ND	ug/L	1.2	1		11/29/22 07:24	91-20-3	
n-Propylbenzene	ND	ug/L	5.0	1		11/29/22 07:24	103-65-1	
Styrene	ND	ug/L	5.0	1		11/29/22 07:24	100-42-5	
1,1,1,2-Tetrachloroethane	ND	ug/L	5.0	1		11/29/22 07:24	630-20-6	
1,1,2,2-Tetrachloroethane	ND	ug/L	5.0	1		11/29/22 07:24	79-34-5	
Tetrachloroethene	**10.3**	ug/L	5.0	1		11/29/22 07:24	127-18-4	
Toluene	ND	ug/L	5.0	1		11/29/22 07:24	108-88-3	
1,2,3-Trichlorobenzene	ND	ug/L	5.0	1		11/29/22 07:24	87-61-6	
1,2,4-Trichlorobenzene	ND	ug/L	5.0	1		11/29/22 07:24	120-82-1	
1,1,1-Trichloroethane	ND	ug/L	5.0	1		11/29/22 07:24	71-55-6	
1,1,2-Trichloroethane	ND	ug/L	5.0	1		11/29/22 07:24	79-00-5	
Trichloroethene	**31.0**	ug/L	5.0	1		11/29/22 07:24	79-01-6	
Trichlorofluoromethane	ND	ug/L	5.0	1		11/29/22 07:24	75-69-4	
1,2,3-Trichloropropane	ND	ug/L	5.0	1		11/29/22 07:24	96-18-4	
1,2,4-Trimethylbenzene	ND	ug/L	5.0	1		11/29/22 07:24	95-63-6	
1,3,5-Trimethylbenzene	ND	ug/L	5.0	1		11/29/22 07:24	108-67-8	
Vinyl acetate	ND	ug/L	50.0	1		11/29/22 07:24	108-05-4	
Vinyl chloride	**37.9**	ug/L	2.0	1		11/30/22 09:09	75-01-4	
Xylene (Total)	ND	ug/L	10.0	1		11/29/22 07:24	1330-20-7	
Surrogates								
Dibromofluoromethane (S)	99	%.	82-128	1		11/29/22 07:24	1868-53-7	
4-Bromofluorobenzene (S)	98	%.	79-124	1		11/29/22 07:24	460-00-4	
Toluene-d8 (S)	97	%.	73-122	1		11/29/22 07:24	2037-26-5	

This report shall not be reproduced, except in full,
without the written consent of Pace Analytical Services, LLC.

Pace Analytical Services, LLC
7726 Moller Road
Indianapolis, IN 46268
(317)228-3100

ANALYTICAL RESULTS

Project: HRID 4Q2022
Pace Project No.: 50331564

Sample: MW-22S **Lab ID: 50331564060** Collected: 11/17/22 10:20 Received: 11/18/22 16:00 Matrix: Water

Parameters	Results	Units	Report Limit	DF	Prepared	Analyzed	CAS No.	Qual
8260 MSV Indiana	Analytical Method: EPA 5030/8260							
	Pace Analytical Services - Indianapolis							
Acetone	ND	ug/L	100	1		11/29/22 07:54	67-64-1	
Acrolein	ND	ug/L	50.0	1		11/29/22 07:54	107-02-8	
Acrylonitrile	ND	ug/L	100	1		11/29/22 07:54	107-13-1	
Benzene	ND	ug/L	5.0	1		11/29/22 07:54	71-43-2	
Bromobenzene	ND	ug/L	5.0	1		11/29/22 07:54	108-86-1	
Bromochloromethane	ND	ug/L	5.0	1		11/29/22 07:54	74-97-5	
Bromodichloromethane	ND	ug/L	5.0	1		11/29/22 07:54	75-27-4	
Bromoform	ND	ug/L	5.0	1		11/29/22 07:54	75-25-2	
Bromomethane	ND	ug/L	5.0	1		11/29/22 07:54	74-83-9	
2-Butanone (MEK)	ND	ug/L	25.0	1		11/29/22 07:54	78-93-3	
n-Butylbenzene	ND	ug/L	5.0	1		11/29/22 07:54	104-51-8	
sec-Butylbenzene	ND	ug/L	5.0	1		11/29/22 07:54	135-98-8	
tert-Butylbenzene	ND	ug/L	5.0	1		11/29/22 07:54	98-06-6	
Carbon disulfide	ND	ug/L	10.0	1		11/29/22 07:54	75-15-0	
Carbon tetrachloride	ND	ug/L	5.0	1		11/29/22 07:54	56-23-5	
Chlorobenzene	ND	ug/L	5.0	1		11/29/22 07:54	108-90-7	
Chloroethane	ND	ug/L	5.0	1		11/29/22 07:54	75-00-3	
Chloroform	ND	ug/L	5.0	1		11/29/22 07:54	67-66-3	
Chloromethane	ND	ug/L	5.0	1		11/29/22 07:54	74-87-3	
2-Chlorotoluene	ND	ug/L	5.0	1		11/29/22 07:54	95-49-8	
4-Chlorotoluene	ND	ug/L	5.0	1		11/29/22 07:54	106-43-4	
Dibromochloromethane	ND	ug/L	5.0	1		11/29/22 07:54	124-48-1	
1,2-Dibromoethane (EDB)	ND	ug/L	5.0	1		11/29/22 07:54	106-93-4	
Dibromomethane	ND	ug/L	5.0	1		11/29/22 07:54	74-95-3	
1,2-Dichlorobenzene	ND	ug/L	5.0	1		11/29/22 07:54	95-50-1	
1,3-Dichlorobenzene	ND	ug/L	5.0	1		11/29/22 07:54	541-73-1	
1,4-Dichlorobenzene	ND	ug/L	5.0	1		11/29/22 07:54	106-46-7	
trans-1,4-Dichloro-2-butene	ND	ug/L	100	1		11/29/22 07:54	110-57-6	
Dichlorodifluoromethane	ND	ug/L	5.0	1		11/29/22 07:54	75-71-8	
1,1-Dichloroethane	ND	ug/L	5.0	1		11/29/22 07:54	75-34-3	
1,2-Dichloroethane	ND	ug/L	5.0	1		11/29/22 07:54	107-06-2	
1,1-Dichloroethene	ND	ug/L	5.0	1		11/29/22 07:54	75-35-4	
cis-1,2-Dichloroethene	**51.7**	ug/L	5.0	1		11/29/22 07:54	156-59-2	
trans-1,2-Dichloroethene	ND	ug/L	5.0	1		11/29/22 07:54	156-60-5	
1,2-Dichloropropane	ND	ug/L	5.0	1		11/29/22 07:54	78-87-5	
1,3-Dichloropropane	ND	ug/L	5.0	1		11/29/22 07:54	142-28-9	
2,2-Dichloropropane	ND	ug/L	5.0	1		11/29/22 07:54	594-20-7	
1,1-Dichloropropene	ND	ug/L	5.0	1		11/29/22 07:54	563-58-6	
cis-1,3-Dichloropropene	ND	ug/L	5.0	1		11/29/22 07:54	10061-01-5	
trans-1,3-Dichloropropene	ND	ug/L	5.0	1		11/29/22 07:54	10061-02-6	
Ethylbenzene	ND	ug/L	5.0	1		11/29/22 07:54	100-41-4	
Ethyl methacrylate	ND	ug/L	100	1		11/29/22 07:54	97-63-2	
Hexachloro-1,3-butadiene	ND	ug/L	5.0	1		11/29/22 07:54	87-68-3	
n-Hexane	ND	ug/L	5.0	1		11/29/22 07:54	110-54-3	
2-Hexanone	ND	ug/L	25.0	1		11/29/22 07:54	591-78-6	
Iodomethane	ND	ug/L	10.0	1		11/29/22 07:54	74-88-4	

This report shall not be reproduced, except in full,
without the written consent of Pace Analytical Services, LLC.

Pace Analytical Services, LLC
7726 Moller Road
Indianapolis, IN 46268
(317)228-3100

ANALYTICAL RESULTS

Project: HRID 4Q2022
Pace Project No.: 50331564

Sample: MW-22S **Lab ID: 50331564060** Collected: 11/17/22 10:20 Received: 11/18/22 16:00 Matrix: Water

Parameters	Results	Units	Report Limit	DF	Prepared	Analyzed	CAS No.	Qual
8260 MSV Indiana	Analytical Method: EPA 5030/8260							
	Pace Analytical Services - Indianapolis							
Isopropylbenzene (Cumene)	ND	ug/L	5.0	1		11/29/22 07:54	98-82-8	
p-Isopropyltoluene	ND	ug/L	5.0	1		11/29/22 07:54	99-87-6	
Methylene Chloride	ND	ug/L	5.0	1		11/29/22 07:54	75-09-2	
1-Methylnaphthalene	ND	ug/L	10.0	1		11/29/22 07:54	90-12-0	
2-Methylnaphthalene	ND	ug/L	10.0	1		11/29/22 07:54	91-57-6	
4-Methyl-2-pentanone (MIBK)	ND	ug/L	25.0	1		11/29/22 07:54	108-10-1	
Methyl-tert-butyl ether	ND	ug/L	4.0	1		11/29/22 07:54	1634-04-4	
Naphthalene	ND	ug/L	1.2	1		11/29/22 07:54	91-20-3	
n-Propylbenzene	ND	ug/L	5.0	1		11/29/22 07:54	103-65-1	
Styrene	ND	ug/L	5.0	1		11/29/22 07:54	100-42-5	
1,1,1,2-Tetrachloroethane	ND	ug/L	5.0	1		11/29/22 07:54	630-20-6	
1,1,2,2-Tetrachloroethane	ND	ug/L	5.0	1		11/29/22 07:54	79-34-5	
Tetrachloroethene	ND	ug/L	5.0	1		11/29/22 07:54	127-18-4	
Toluene	ND	ug/L	5.0	1		11/29/22 07:54	108-88-3	
1,2,3-Trichlorobenzene	ND	ug/L	5.0	1		11/29/22 07:54	87-61-6	
1,2,4-Trichlorobenzene	ND	ug/L	5.0	1		11/29/22 07:54	120-82-1	
1,1,1-Trichloroethane	ND	ug/L	5.0	1		11/29/22 07:54	71-55-6	
1,1,2-Trichloroethane	ND	ug/L	5.0	1		11/29/22 07:54	79-00-5	
Trichloroethene	ND	ug/L	5.0	1		11/29/22 07:54	79-01-6	
Trichlorofluoromethane	ND	ug/L	5.0	1		11/29/22 07:54	75-69-4	
1,2,3-Trichloropropane	ND	ug/L	5.0	1		11/29/22 07:54	96-18-4	
1,2,4-Trimethylbenzene	ND	ug/L	5.0	1		11/29/22 07:54	95-63-6	
1,3,5-Trimethylbenzene	ND	ug/L	5.0	1		11/29/22 07:54	108-67-8	
Vinyl acetate	ND	ug/L	50.0	1		11/29/22 07:54	108-05-4	
Vinyl chloride	**92.9**	ug/L	2.0	1		11/30/22 09:39	75-01-4	
Xylene (Total)	ND	ug/L	10.0	1		11/29/22 07:54	1330-20-7	
Surrogates								
Dibromofluoromethane (S)	100	%.	82-128	1		11/29/22 07:54	1868-53-7	
4-Bromofluorobenzene (S)	97	%.	79-124	1		11/29/22 07:54	460-00-4	
Toluene-d8 (S)	96	%.	73-122	1		11/29/22 07:54	2037-26-5	

This report shall not be reproduced, except in full,
without the written consent of Pace Analytical Services, LLC.

Pace Analytical Services, LLC
7726 Moller Road
Indianapolis, IN 46268
(317)228-3100

ANALYTICAL RESULTS

Project: HRID 4Q2022
Pace Project No.: 50331564

Sample: MW-29S **Lab ID: 50331564061** Collected: 11/17/22 11:26 Received: 11/18/22 16:00 Matrix: Water

Parameters	Results	Units	Report Limit	DF	Prepared	Analyzed	CAS No.	Qual
8260 MSV Indiana	Analytical Method: EPA 5030/8260							
	Pace Analytical Services - Indianapolis							
Acetone	ND	ug/L	100	1		11/29/22 08:25	67-64-1	
Acrolein	ND	ug/L	50.0	1		11/29/22 08:25	107-02-8	
Acrylonitrile	ND	ug/L	100	1		11/29/22 08:25	107-13-1	
Benzene	ND	ug/L	5.0	1		11/29/22 08:25	71-43-2	
Bromobenzene	ND	ug/L	5.0	1		11/29/22 08:25	108-86-1	
Bromochloromethane	ND	ug/L	5.0	1		11/29/22 08:25	74-97-5	
Bromodichloromethane	ND	ug/L	5.0	1		11/29/22 08:25	75-27-4	
Bromoform	ND	ug/L	5.0	1		11/29/22 08:25	75-25-2	
Bromomethane	ND	ug/L	5.0	1		11/29/22 08:25	74-83-9	
2-Butanone (MEK)	ND	ug/L	25.0	1		11/29/22 08:25	78-93-3	
n-Butylbenzene	ND	ug/L	5.0	1		11/29/22 08:25	104-51-8	
sec-Butylbenzene	ND	ug/L	5.0	1		11/29/22 08:25	135-98-8	
tert-Butylbenzene	ND	ug/L	5.0	1		11/29/22 08:25	98-06-6	
Carbon disulfide	ND	ug/L	10.0	1		11/29/22 08:25	75-15-0	
Carbon tetrachloride	ND	ug/L	5.0	1		11/29/22 08:25	56-23-5	
Chlorobenzene	ND	ug/L	5.0	1		11/29/22 08:25	108-90-7	
Chloroethane	ND	ug/L	5.0	1		11/29/22 08:25	75-00-3	
Chloroform	ND	ug/L	5.0	1		11/29/22 08:25	67-66-3	
Chloromethane	ND	ug/L	5.0	1		11/29/22 08:25	74-87-3	
2-Chlorotoluene	ND	ug/L	5.0	1		11/29/22 08:25	95-49-8	
4-Chlorotoluene	ND	ug/L	5.0	1		11/29/22 08:25	106-43-4	
Dibromochloromethane	ND	ug/L	5.0	1		11/29/22 08:25	124-48-1	
1,2-Dibromoethane (EDB)	ND	ug/L	5.0	1		11/29/22 08:25	106-93-4	
Dibromomethane	ND	ug/L	5.0	1		11/29/22 08:25	74-95-3	
1,2-Dichlorobenzene	ND	ug/L	5.0	1		11/29/22 08:25	95-50-1	
1,3-Dichlorobenzene	ND	ug/L	5.0	1		11/29/22 08:25	541-73-1	
1,4-Dichlorobenzene	ND	ug/L	5.0	1		11/29/22 08:25	106-46-7	
trans-1,4-Dichloro-2-butene	ND	ug/L	100	1		11/29/22 08:25	110-57-6	
Dichlorodifluoromethane	ND	ug/L	5.0	1		11/29/22 08:25	75-71-8	
1,1-Dichloroethane	ND	ug/L	5.0	1		11/29/22 08:25	75-34-3	
1,2-Dichloroethane	ND	ug/L	5.0	1		11/29/22 08:25	107-06-2	
1,1-Dichloroethene	ND	ug/L	5.0	1		11/29/22 08:25	75-35-4	
cis-1,2-Dichloroethene	**46.1**	ug/L	5.0	1		11/29/22 08:25	156-59-2	
trans-1,2-Dichloroethene	ND	ug/L	5.0	1		11/29/22 08:25	156-60-5	
1,2-Dichloropropane	ND	ug/L	5.0	1		11/29/22 08:25	78-87-5	
1,3-Dichloropropane	ND	ug/L	5.0	1		11/29/22 08:25	142-28-9	
2,2-Dichloropropane	ND	ug/L	5.0	1		11/29/22 08:25	594-20-7	
1,1-Dichloropropene	ND	ug/L	5.0	1		11/29/22 08:25	563-58-6	
cis-1,3-Dichloropropene	ND	ug/L	5.0	1		11/29/22 08:25	10061-01-5	
trans-1,3-Dichloropropene	ND	ug/L	5.0	1		11/29/22 08:25	10061-02-6	
Ethylbenzene	ND	ug/L	5.0	1		11/29/22 08:25	100-41-4	
Ethyl methacrylate	ND	ug/L	100	1		11/29/22 08:25	97-63-2	
Hexachloro-1,3-butadiene	ND	ug/L	5.0	1		11/29/22 08:25	87-68-3	
n-Hexane	ND	ug/L	5.0	1		11/29/22 08:25	110-54-3	
2-Hexanone	ND	ug/L	25.0	1		11/29/22 08:25	591-78-6	
Iodomethane	ND	ug/L	10.0	1		11/29/22 08:25	74-88-4	

This report shall not be reproduced, except in full,
without the written consent of Pace Analytical Services, LLC.

Pace Analytical Services, LLC
7726 Moller Road
Indianapolis, IN 46268
(317)228-3100

ANALYTICAL RESULTS

Project: HRID 4Q2022
Pace Project No.: 50331564

Sample: MW-29S **Lab ID: 50331564061** Collected: 11/17/22 11:26 Received: 11/18/22 16:00 Matrix: Water

Parameters	Results	Units	Report Limit	DF	Prepared	Analyzed	CAS No.	Qual
8260 MSV Indiana	Analytical Method: EPA 5030/8260							
	Pace Analytical Services - Indianapolis							
Isopropylbenzene (Cumene)	ND	ug/L	5.0	1		11/29/22 08:25	98-82-8	
p-Isopropyltoluene	ND	ug/L	5.0	1		11/29/22 08:25	99-87-6	
Methylene Chloride	ND	ug/L	5.0	1		11/29/22 08:25	75-09-2	
1-Methylnaphthalene	ND	ug/L	10.0	1		11/29/22 08:25	90-12-0	
2-Methylnaphthalene	ND	ug/L	10.0	1		11/29/22 08:25	91-57-6	
4-Methyl-2-pentanone (MIBK)	ND	ug/L	25.0	1		11/29/22 08:25	108-10-1	
Methyl-tert-butyl ether	ND	ug/L	4.0	1		11/29/22 08:25	1634-04-4	
Naphthalene	ND	ug/L	1.2	1		11/29/22 08:25	91-20-3	
n-Propylbenzene	ND	ug/L	5.0	1		11/29/22 08:25	103-65-1	
Styrene	ND	ug/L	5.0	1		11/29/22 08:25	100-42-5	
1,1,1,2-Tetrachloroethane	ND	ug/L	5.0	1		11/29/22 08:25	630-20-6	
1,1,2,2-Tetrachloroethane	ND	ug/L	5.0	1		11/29/22 08:25	79-34-5	
Tetrachloroethene	ND	ug/L	5.0	1		11/29/22 08:25	127-18-4	
Toluene	ND	ug/L	5.0	1		11/29/22 08:25	108-88-3	
1,2,3-Trichlorobenzene	ND	ug/L	5.0	1		11/29/22 08:25	87-61-6	
1,2,4-Trichlorobenzene	ND	ug/L	5.0	1		11/29/22 08:25	120-82-1	
1,1,1-Trichloroethane	ND	ug/L	5.0	1		11/29/22 08:25	71-55-6	
1,1,2-Trichloroethane	ND	ug/L	5.0	1		11/29/22 08:25	79-00-5	
Trichloroethene	ND	ug/L	5.0	1		11/29/22 08:25	79-01-6	
Trichlorofluoromethane	ND	ug/L	5.0	1		11/29/22 08:25	75-69-4	
1,2,3-Trichloropropane	ND	ug/L	5.0	1		11/29/22 08:25	96-18-4	
1,2,4-Trimethylbenzene	ND	ug/L	5.0	1		11/29/22 08:25	95-63-6	
1,3,5-Trimethylbenzene	ND	ug/L	5.0	1		11/29/22 08:25	108-67-8	
Vinyl acetate	ND	ug/L	50.0	1		11/29/22 08:25	108-05-4	
Vinyl chloride	**13.8**	ug/L	2.0	1		11/30/22 10:09	75-01-4	
Xylene (Total)	ND	ug/L	10.0	1		11/29/22 08:25	1330-20-7	
Surrogates								
Dibromofluoromethane (S)	101	%.	82-128	1		11/29/22 08:25	1868-53-7	
4-Bromofluorobenzene (S)	99	%.	79-124	1		11/29/22 08:25	460-00-4	
Toluene-d8 (S)	96	%.	73-122	1		11/29/22 08:25	2037-26-5	

This report shall not be reproduced, except in full,
without the written consent of Pace Analytical Services, LLC.

Pace Analytical Services, LLC
7726 Moller Road
Indianapolis, IN 46268
(317)228-3100

ANALYTICAL RESULTS

Project: HRID 4Q2022
Pace Project No.: 50331564

Sample: MW-29D **Lab ID: 50331564062** Collected: 11/17/22 11:57 Received: 11/18/22 16:00 Matrix: Water

Parameters	Results	Units	Report Limit	DF	Prepared	Analyzed	CAS No.	Qual
8260 MSV Indiana	Analytical Method: EPA 5030/8260							
	Pace Analytical Services - Indianapolis							
Acetone	ND	ug/L	100	1		11/29/22 08:55	67-64-1	
Acrolein	ND	ug/L	50.0	1		11/29/22 08:55	107-02-8	
Acrylonitrile	ND	ug/L	100	1		11/29/22 08:55	107-13-1	
Benzene	ND	ug/L	5.0	1		11/29/22 08:55	71-43-2	
Bromobenzene	ND	ug/L	5.0	1		11/29/22 08:55	108-86-1	
Bromochloromethane	ND	ug/L	5.0	1		11/29/22 08:55	74-97-5	
Bromodichloromethane	ND	ug/L	5.0	1		11/29/22 08:55	75-27-4	
Bromoform	ND	ug/L	5.0	1		11/29/22 08:55	75-25-2	
Bromomethane	ND	ug/L	5.0	1		11/29/22 08:55	74-83-9	
2-Butanone (MEK)	ND	ug/L	25.0	1		11/29/22 08:55	78-93-3	
n-Butylbenzene	ND	ug/L	5.0	1		11/29/22 08:55	104-51-8	
sec-Butylbenzene	ND	ug/L	5.0	1		11/29/22 08:55	135-98-8	
tert-Butylbenzene	ND	ug/L	5.0	1		11/29/22 08:55	98-06-6	
Carbon disulfide	ND	ug/L	10.0	1		11/29/22 08:55	75-15-0	
Carbon tetrachloride	ND	ug/L	5.0	1		11/29/22 08:55	56-23-5	
Chlorobenzene	ND	ug/L	5.0	1		11/29/22 08:55	108-90-7	
Chloroethane	ND	ug/L	5.0	1		11/29/22 08:55	75-00-3	
Chloroform	ND	ug/L	5.0	1		11/29/22 08:55	67-66-3	
Chloromethane	ND	ug/L	5.0	1		11/29/22 08:55	74-87-3	
2-Chlorotoluene	ND	ug/L	5.0	1		11/29/22 08:55	95-49-8	
4-Chlorotoluene	ND	ug/L	5.0	1		11/29/22 08:55	106-43-4	
Dibromochloromethane	ND	ug/L	5.0	1		11/29/22 08:55	124-48-1	
1,2-Dibromoethane (EDB)	ND	ug/L	5.0	1		11/29/22 08:55	106-93-4	
Dibromomethane	ND	ug/L	5.0	1		11/29/22 08:55	74-95-3	
1,2-Dichlorobenzene	ND	ug/L	5.0	1		11/29/22 08:55	95-50-1	
1,3-Dichlorobenzene	ND	ug/L	5.0	1		11/29/22 08:55	541-73-1	
1,4-Dichlorobenzene	ND	ug/L	5.0	1		11/29/22 08:55	106-46-7	
trans-1,4-Dichloro-2-butene	ND	ug/L	100	1		11/29/22 08:55	110-57-6	
Dichlorodifluoromethane	ND	ug/L	5.0	1		11/29/22 08:55	75-71-8	
1,1-Dichloroethane	ND	ug/L	5.0	1		11/29/22 08:55	75-34-3	
1,2-Dichloroethane	ND	ug/L	5.0	1		11/29/22 08:55	107-06-2	
1,1-Dichloroethene	ND	ug/L	5.0	1		11/29/22 08:55	75-35-4	
cis-1,2-Dichloroethene	**73.6**	ug/L	5.0	1		11/29/22 08:55	156-59-2	
trans-1,2-Dichloroethene	ND	ug/L	5.0	1		11/29/22 08:55	156-60-5	
1,2-Dichloropropane	ND	ug/L	5.0	1		11/29/22 08:55	78-87-5	
1,3-Dichloropropane	ND	ug/L	5.0	1		11/29/22 08:55	142-28-9	
2,2-Dichloropropane	ND	ug/L	5.0	1		11/29/22 08:55	594-20-7	
1,1-Dichloropropene	ND	ug/L	5.0	1		11/29/22 08:55	563-58-6	
cis-1,3-Dichloropropene	ND	ug/L	5.0	1		11/29/22 08:55	10061-01-5	
trans-1,3-Dichloropropene	ND	ug/L	5.0	1		11/29/22 08:55	10061-02-6	
Ethylbenzene	ND	ug/L	5.0	1		11/29/22 08:55	100-41-4	
Ethyl methacrylate	ND	ug/L	100	1		11/29/22 08:55	97-63-2	
Hexachloro-1,3-butadiene	ND	ug/L	5.0	1		11/29/22 08:55	87-68-3	
n-Hexane	ND	ug/L	5.0	1		11/29/22 08:55	110-54-3	
2-Hexanone	ND	ug/L	25.0	1		11/29/22 08:55	591-78-6	
Iodomethane	ND	ug/L	10.0	1		11/29/22 08:55	74-88-4	

This report shall not be reproduced, except in full,
without the written consent of Pace Analytical Services, LLC.

Pace Analytical Services, LLC
7726 Moller Road
Indianapolis, IN 46268
(317)228-3100

ANALYTICAL RESULTS

Project: HRID 4Q2022
Pace Project No.: 50331564

Sample: MW-29D **Lab ID: 50331564062** Collected: 11/17/22 11:57 Received: 11/18/22 16:00 Matrix: Water

Parameters	Results	Units	Report Limit	DF	Prepared	Analyzed	CAS No.	Qual
8260 MSV Indiana	Analytical Method: EPA 5030/8260							
	Pace Analytical Services - Indianapolis							
Isopropylbenzene (Cumene)	ND	ug/L	5.0	1		11/29/22 08:55	98-82-8	
p-Isopropyltoluene	ND	ug/L	5.0	1		11/29/22 08:55	99-87-6	
Methylene Chloride	ND	ug/L	5.0	1		11/29/22 08:55	75-09-2	
1-Methylnaphthalene	ND	ug/L	10.0	1		11/29/22 08:55	90-12-0	
2-Methylnaphthalene	ND	ug/L	10.0	1		11/29/22 08:55	91-57-6	
4-Methyl-2-pentanone (MIBK)	ND	ug/L	25.0	1		11/29/22 08:55	108-10-1	
Methyl-tert-butyl ether	ND	ug/L	4.0	1		11/29/22 08:55	1634-04-4	
Naphthalene	ND	ug/L	1.2	1		11/29/22 08:55	91-20-3	
n-Propylbenzene	ND	ug/L	5.0	1		11/29/22 08:55	103-65-1	
Styrene	ND	ug/L	5.0	1		11/29/22 08:55	100-42-5	
1,1,1,2-Tetrachloroethane	ND	ug/L	5.0	1		11/29/22 08:55	630-20-6	
1,1,2,2-Tetrachloroethane	ND	ug/L	5.0	1		11/29/22 08:55	79-34-5	
Tetrachloroethene	**12.9**	ug/L	5.0	1		11/29/22 08:55	127-18-4	
Toluene	ND	ug/L	5.0	1		11/29/22 08:55	108-88-3	
1,2,3-Trichlorobenzene	ND	ug/L	5.0	1		11/29/22 08:55	87-61-6	
1,2,4-Trichlorobenzene	ND	ug/L	5.0	1		11/29/22 08:55	120-82-1	
1,1,1-Trichloroethane	ND	ug/L	5.0	1		11/29/22 08:55	71-55-6	
1,1,2-Trichloroethane	ND	ug/L	5.0	1		11/29/22 08:55	79-00-5	
Trichloroethene	**105**	ug/L	5.0	1		11/29/22 08:55	79-01-6	
Trichlorofluoromethane	ND	ug/L	5.0	1		11/29/22 08:55	75-69-4	
1,2,3-Trichloropropane	ND	ug/L	5.0	1		11/29/22 08:55	96-18-4	
1,2,4-Trimethylbenzene	ND	ug/L	5.0	1		11/29/22 08:55	95-63-6	
1,3,5-Trimethylbenzene	ND	ug/L	5.0	1		11/29/22 08:55	108-67-8	
Vinyl acetate	ND	ug/L	50.0	1		11/29/22 08:55	108-05-4	
Vinyl chloride	**7.9**	ug/L	2.0	1		11/30/22 10:40	75-01-4	
Xylene (Total)	ND	ug/L	10.0	1		11/29/22 08:55	1330-20-7	
Surrogates								
Dibromofluoromethane (S)	100	%.	82-128	1		11/29/22 08:55	1868-53-7	
4-Bromofluorobenzene (S)	100	%.	79-124	1		11/29/22 08:55	460-00-4	
Toluene-d8 (S)	96	%.	73-122	1		11/29/22 08:55	2037-26-5	

This report shall not be reproduced, except in full,
without the written consent of Pace Analytical Services, LLC.

Pace Analytical Services, LLC
7726 Moller Road
Indianapolis, IN 46268
(317)228-3100

ANALYTICAL RESULTS

Project: HRID 4Q2022
Pace Project No.: 50331564

Sample: MW-41S **Lab ID: 50331564063** Collected: 11/17/22 13:07 Received: 11/18/22 16:00 Matrix: Water

Parameters	Results	Units	Report Limit	DF	Prepared	Analyzed	CAS No.	Qual
8260 MSV Indiana	Analytical Method: EPA 5030/8260							
	Pace Analytical Services - Indianapolis							
Acetone	ND	ug/L	100	1		11/29/22 09:41	67-64-1	
Acrolein	ND	ug/L	50.0	1		11/29/22 09:41	107-02-8	
Acrylonitrile	ND	ug/L	100	1		11/29/22 09:41	107-13-1	
Benzene	ND	ug/L	5.0	1		11/29/22 09:41	71-43-2	
Bromobenzene	ND	ug/L	5.0	1		11/29/22 09:41	108-86-1	
Bromochloromethane	ND	ug/L	5.0	1		11/29/22 09:41	74-97-5	
Bromodichloromethane	ND	ug/L	5.0	1		11/29/22 09:41	75-27-4	
Bromoform	ND	ug/L	5.0	1		11/29/22 09:41	75-25-2	
Bromomethane	ND	ug/L	5.0	1		11/29/22 09:41	74-83-9	
2-Butanone (MEK)	ND	ug/L	25.0	1		11/29/22 09:41	78-93-3	
n-Butylbenzene	ND	ug/L	5.0	1		11/29/22 09:41	104-51-8	
sec-Butylbenzene	ND	ug/L	5.0	1		11/29/22 09:41	135-98-8	
tert-Butylbenzene	ND	ug/L	5.0	1		11/29/22 09:41	98-06-6	
Carbon disulfide	ND	ug/L	10.0	1		11/29/22 09:41	75-15-0	
Carbon tetrachloride	ND	ug/L	5.0	1		11/29/22 09:41	56-23-5	
Chlorobenzene	ND	ug/L	5.0	1		11/29/22 09:41	108-90-7	
Chloroethane	ND	ug/L	5.0	1		11/29/22 09:41	75-00-3	
Chloroform	ND	ug/L	5.0	1		11/29/22 09:41	67-66-3	
Chloromethane	ND	ug/L	5.0	1		11/29/22 09:41	74-87-3	
2-Chlorotoluene	ND	ug/L	5.0	1		11/29/22 09:41	95-49-8	
4-Chlorotoluene	ND	ug/L	5.0	1		11/29/22 09:41	106-43-4	
Dibromochloromethane	ND	ug/L	5.0	1		11/29/22 09:41	124-48-1	
1,2-Dibromoethane (EDB)	ND	ug/L	5.0	1		11/29/22 09:41	106-93-4	
Dibromomethane	ND	ug/L	5.0	1		11/29/22 09:41	74-95-3	
1,2-Dichlorobenzene	ND	ug/L	5.0	1		11/29/22 09:41	95-50-1	
1,3-Dichlorobenzene	ND	ug/L	5.0	1		11/29/22 09:41	541-73-1	
1,4-Dichlorobenzene	ND	ug/L	5.0	1		11/29/22 09:41	106-46-7	
trans-1,4-Dichloro-2-butene	ND	ug/L	100	1		11/29/22 09:41	110-57-6	
Dichlorodifluoromethane	ND	ug/L	5.0	1		11/29/22 09:41	75-71-8	
1,1-Dichloroethane	ND	ug/L	5.0	1		11/29/22 09:41	75-34-3	
1,2-Dichloroethane	ND	ug/L	5.0	1		11/29/22 09:41	107-06-2	
1,1-Dichloroethene	ND	ug/L	5.0	1		11/29/22 09:41	75-35-4	
cis-1,2-Dichloroethene	**82.3**	ug/L	5.0	1		11/29/22 09:41	156-59-2	
trans-1,2-Dichloroethene	ND	ug/L	5.0	1		11/29/22 09:41	156-60-5	
1,2-Dichloropropane	ND	ug/L	5.0	1		11/29/22 09:41	78-87-5	
1,3-Dichloropropane	ND	ug/L	5.0	1		11/29/22 09:41	142-28-9	
2,2-Dichloropropane	ND	ug/L	5.0	1		11/29/22 09:41	594-20-7	
1,1-Dichloropropene	ND	ug/L	5.0	1		11/29/22 09:41	563-58-6	
cis-1,3-Dichloropropene	ND	ug/L	5.0	1		11/29/22 09:41	10061-01-5	
trans-1,3-Dichloropropene	ND	ug/L	5.0	1		11/29/22 09:41	10061-02-6	
Ethylbenzene	ND	ug/L	5.0	1		11/29/22 09:41	100-41-4	
Ethyl methacrylate	ND	ug/L	100	1		11/29/22 09:41	97-63-2	
Hexachloro-1,3-butadiene	ND	ug/L	5.0	1		11/29/22 09:41	87-68-3	
n-Hexane	ND	ug/L	5.0	1		11/29/22 09:41	110-54-3	
2-Hexanone	ND	ug/L	25.0	1		11/29/22 09:41	591-78-6	
Iodomethane	ND	ug/L	10.0	1		11/29/22 09:41	74-88-4	

This report shall not be reproduced, except in full,
without the written consent of Pace Analytical Services, LLC.

Pace Analytical Services, LLC
7726 Moller Road
Indianapolis, IN 46268
(317)228-3100

ANALYTICAL RESULTS

Project: HRID 4Q2022
Pace Project No.: 50331564

Sample: MW-41S **Lab ID: 50331564063** Collected: 11/17/22 13:07 Received: 11/18/22 16:00 Matrix: Water

Parameters	Results	Units	Report Limit	DF	Prepared	Analyzed	CAS No.	Qual
8260 MSV Indiana	Analytical Method: EPA 5030/8260							
	Pace Analytical Services - Indianapolis							
Isopropylbenzene (Cumene)	ND	ug/L	5.0	1		11/29/22 09:41	98-82-8	
p-Isopropyltoluene	ND	ug/L	5.0	1		11/29/22 09:41	99-87-6	
Methylene Chloride	ND	ug/L	5.0	1		11/29/22 09:41	75-09-2	
1-Methylnaphthalene	ND	ug/L	10.0	1		11/29/22 09:41	90-12-0	
2-Methylnaphthalene	ND	ug/L	10.0	1		11/29/22 09:41	91-57-6	
4-Methyl-2-pentanone (MIBK)	ND	ug/L	25.0	1		11/29/22 09:41	108-10-1	
Methyl-tert-butyl ether	ND	ug/L	4.0	1		11/29/22 09:41	1634-04-4	
Naphthalene	ND	ug/L	1.2	1		11/29/22 09:41	91-20-3	
n-Propylbenzene	ND	ug/L	5.0	1		11/29/22 09:41	103-65-1	
Styrene	ND	ug/L	5.0	1		11/29/22 09:41	100-42-5	
1,1,1,2-Tetrachloroethane	ND	ug/L	5.0	1		11/29/22 09:41	630-20-6	
1,1,2,2-Tetrachloroethane	ND	ug/L	5.0	1		11/29/22 09:41	79-34-5	
Tetrachloroethene	ND	ug/L	5.0	1		11/29/22 09:41	127-18-4	
Toluene	ND	ug/L	5.0	1		11/29/22 09:41	108-88-3	
1,2,3-Trichlorobenzene	ND	ug/L	5.0	1		11/29/22 09:41	87-61-6	
1,2,4-Trichlorobenzene	ND	ug/L	5.0	1		11/29/22 09:41	120-82-1	
1,1,1-Trichloroethane	ND	ug/L	5.0	1		11/29/22 09:41	71-55-6	
1,1,2-Trichloroethane	ND	ug/L	5.0	1		11/29/22 09:41	79-00-5	
Trichloroethene	**220**	ug/L	5.0	1		11/29/22 09:41	79-01-6	
Trichlorofluoromethane	ND	ug/L	5.0	1		11/29/22 09:41	75-69-4	
1,2,3-Trichloropropane	ND	ug/L	5.0	1		11/29/22 09:41	96-18-4	
1,2,4-Trimethylbenzene	ND	ug/L	5.0	1		11/29/22 09:41	95-63-6	
1,3,5-Trimethylbenzene	ND	ug/L	5.0	1		11/29/22 09:41	108-67-8	
Vinyl acetate	ND	ug/L	50.0	1		11/29/22 09:41	108-05-4	
Vinyl chloride	**4.5**	ug/L	2.0	1		11/29/22 09:41	75-01-4	
Xylene (Total)	ND	ug/L	10.0	1		11/29/22 09:41	1330-20-7	
Surrogates								
Dibromofluoromethane (S)	99	%.	82-128	1		11/29/22 09:41	1868-53-7	
4-Bromofluorobenzene (S)	98	%.	79-124	1		11/29/22 09:41	460-00-4	
Toluene-d8 (S)	95	%.	73-122	1		11/29/22 09:41	2037-26-5	

This report shall not be reproduced, except in full,
without the written consent of Pace Analytical Services, LLC.

Pace Analytical Services, LLC
7726 Moller Road
Indianapolis, IN 46268
(317)228-3100

ANALYTICAL RESULTS

Project: HRID 4Q2022
Pace Project No.: 50331564

Sample: MW-41D **Lab ID: 50331564064** Collected: 11/17/22 12:34 Received: 11/18/22 16:00 Matrix: Water

Parameters	Results	Units	Report Limit	DF	Prepared	Analyzed	CAS No.	Qual
8260 MSV Indiana	Analytical Method: EPA 5030/8260							
	Pace Analytical Services - Indianapolis							
Acetone	ND	ug/L	100	1		11/29/22 09:26	67-64-1	
Acrolein	ND	ug/L	50.0	1		11/29/22 09:26	107-02-8	
Acrylonitrile	ND	ug/L	100	1		11/29/22 09:26	107-13-1	
Benzene	ND	ug/L	5.0	1		11/29/22 09:26	71-43-2	
Bromobenzene	ND	ug/L	5.0	1		11/29/22 09:26	108-86-1	
Bromochloromethane	ND	ug/L	5.0	1		11/29/22 09:26	74-97-5	
Bromodichloromethane	ND	ug/L	5.0	1		11/29/22 09:26	75-27-4	
Bromoform	ND	ug/L	5.0	1		11/29/22 09:26	75-25-2	
Bromomethane	ND	ug/L	5.0	1		11/29/22 09:26	74-83-9	
2-Butanone (MEK)	ND	ug/L	25.0	1		11/29/22 09:26	78-93-3	
n-Butylbenzene	ND	ug/L	5.0	1		11/29/22 09:26	104-51-8	
sec-Butylbenzene	ND	ug/L	5.0	1		11/29/22 09:26	135-98-8	
tert-Butylbenzene	ND	ug/L	5.0	1		11/29/22 09:26	98-06-6	
Carbon disulfide	ND	ug/L	10.0	1		11/29/22 09:26	75-15-0	
Carbon tetrachloride	ND	ug/L	5.0	1		11/29/22 09:26	56-23-5	
Chlorobenzene	ND	ug/L	5.0	1		11/29/22 09:26	108-90-7	
Chloroethane	ND	ug/L	5.0	1		11/29/22 09:26	75-00-3	
Chloroform	ND	ug/L	5.0	1		11/29/22 09:26	67-66-3	
Chloromethane	ND	ug/L	5.0	1		11/29/22 09:26	74-87-3	
2-Chlorotoluene	ND	ug/L	5.0	1		11/29/22 09:26	95-49-8	
4-Chlorotoluene	ND	ug/L	5.0	1		11/29/22 09:26	106-43-4	
Dibromochloromethane	ND	ug/L	5.0	1		11/29/22 09:26	124-48-1	
1,2-Dibromoethane (EDB)	ND	ug/L	5.0	1		11/29/22 09:26	106-93-4	
Dibromomethane	ND	ug/L	5.0	1		11/29/22 09:26	74-95-3	
1,2-Dichlorobenzene	ND	ug/L	5.0	1		11/29/22 09:26	95-50-1	
1,3-Dichlorobenzene	ND	ug/L	5.0	1		11/29/22 09:26	541-73-1	
1,4-Dichlorobenzene	ND	ug/L	5.0	1		11/29/22 09:26	106-46-7	
trans-1,4-Dichloro-2-butene	ND	ug/L	100	1		11/29/22 09:26	110-57-6	
Dichlorodifluoromethane	ND	ug/L	5.0	1		11/29/22 09:26	75-71-8	
1,1-Dichloroethane	ND	ug/L	5.0	1		11/29/22 09:26	75-34-3	
1,2-Dichloroethane	ND	ug/L	5.0	1		11/29/22 09:26	107-06-2	
1,1-Dichloroethene	ND	ug/L	5.0	1		11/29/22 09:26	75-35-4	
cis-1,2-Dichloroethene	ND	ug/L	5.0	1		11/29/22 09:26	156-59-2	
trans-1,2-Dichloroethene	ND	ug/L	5.0	1		11/29/22 09:26	156-60-5	
1,2-Dichloropropane	ND	ug/L	5.0	1		11/29/22 09:26	78-87-5	
1,3-Dichloropropane	ND	ug/L	5.0	1		11/29/22 09:26	142-28-9	
2,2-Dichloropropane	ND	ug/L	5.0	1		11/29/22 09:26	594-20-7	
1,1-Dichloropropene	ND	ug/L	5.0	1		11/29/22 09:26	563-58-6	
cis-1,3-Dichloropropene	ND	ug/L	5.0	1		11/29/22 09:26	10061-01-5	
trans-1,3-Dichloropropene	ND	ug/L	5.0	1		11/29/22 09:26	10061-02-6	
Ethylbenzene	ND	ug/L	5.0	1		11/29/22 09:26	100-41-4	
Ethyl methacrylate	ND	ug/L	100	1		11/29/22 09:26	97-63-2	
Hexachloro-1,3-butadiene	ND	ug/L	5.0	1		11/29/22 09:26	87-68-3	
n-Hexane	ND	ug/L	5.0	1		11/29/22 09:26	110-54-3	
2-Hexanone	ND	ug/L	25.0	1		11/29/22 09:26	591-78-6	
Iodomethane	ND	ug/L	10.0	1		11/29/22 09:26	74-88-4	

This report shall not be reproduced, except in full,
without the written consent of Pace Analytical Services, LLC.

Pace Analytical Services, LLC
7726 Moller Road
Indianapolis, IN 46268
(317)228-3100

ANALYTICAL RESULTS

Project: HRID 4Q2022
Pace Project No.: 50331564

Sample: MW-41D **Lab ID: 50331564064** Collected: 11/17/22 12:34 Received: 11/18/22 16:00 Matrix: Water

Parameters	Results	Units	Report Limit	DF	Prepared	Analyzed	CAS No.	Qual
8260 MSV Indiana	Analytical Method: EPA 5030/8260							
	Pace Analytical Services - Indianapolis							
Isopropylbenzene (Cumene)	ND	ug/L	5.0	1		11/29/22 09:26	98-82-8	
p-Isopropyltoluene	ND	ug/L	5.0	1		11/29/22 09:26	99-87-6	
Methylene Chloride	ND	ug/L	5.0	1		11/29/22 09:26	75-09-2	
1-Methylnaphthalene	ND	ug/L	10.0	1		11/29/22 09:26	90-12-0	
2-Methylnaphthalene	ND	ug/L	10.0	1		11/29/22 09:26	91-57-6	
4-Methyl-2-pentanone (MIBK)	ND	ug/L	25.0	1		11/29/22 09:26	108-10-1	
Methyl-tert-butyl ether	ND	ug/L	4.0	1		11/29/22 09:26	1634-04-4	
Naphthalene	ND	ug/L	1.2	1		11/29/22 09:26	91-20-3	
n-Propylbenzene	ND	ug/L	5.0	1		11/29/22 09:26	103-65-1	
Styrene	ND	ug/L	5.0	1		11/29/22 09:26	100-42-5	
1,1,1,2-Tetrachloroethane	ND	ug/L	5.0	1		11/29/22 09:26	630-20-6	
1,1,2,2-Tetrachloroethane	ND	ug/L	5.0	1		11/29/22 09:26	79-34-5	
Tetrachloroethene	ND	ug/L	5.0	1		11/29/22 09:26	127-18-4	
Toluene	ND	ug/L	5.0	1		11/29/22 09:26	108-88-3	
1,2,3-Trichlorobenzene	ND	ug/L	5.0	1		11/29/22 09:26	87-61-6	
1,2,4-Trichlorobenzene	ND	ug/L	5.0	1		11/29/22 09:26	120-82-1	
1,1,1-Trichloroethane	ND	ug/L	5.0	1		11/29/22 09:26	71-55-6	
1,1,2-Trichloroethane	ND	ug/L	5.0	1		11/29/22 09:26	79-00-5	
Trichloroethene	ND	ug/L	5.0	1		11/29/22 09:26	79-01-6	
Trichlorofluoromethane	ND	ug/L	5.0	1		11/29/22 09:26	75-69-4	
1,2,3-Trichloropropane	ND	ug/L	5.0	1		11/29/22 09:26	96-18-4	
1,2,4-Trimethylbenzene	ND	ug/L	5.0	1		11/29/22 09:26	95-63-6	
1,3,5-Trimethylbenzene	ND	ug/L	5.0	1		11/29/22 09:26	108-67-8	
Vinyl acetate	ND	ug/L	50.0	1		11/29/22 09:26	108-05-4	
Vinyl chloride	ND	ug/L	2.0	1		11/29/22 09:26	75-01-4	
Xylene (Total)	ND	ug/L	10.0	1		11/29/22 09:26	1330-20-7	
Surrogates								
Dibromofluoromethane (S)	100	%.	82-128	1		11/29/22 09:26	1868-53-7	
4-Bromofluorobenzene (S)	98	%.	79-124	1		11/29/22 09:26	460-00-4	
Toluene-d8 (S)	95	%.	73-122	1		11/29/22 09:26	2037-26-5	

This report shall not be reproduced, except in full,
without the written consent of Pace Analytical Services, LLC.

Pace Analytical Services, LLC
7726 Moller Road
Indianapolis, IN 46268
(317)228-3100

ANALYTICAL RESULTS

Project: HRID 4Q2022
Pace Project No.: 50331564

Sample: MW-12D **Lab ID: 50331564065** Collected: 11/17/22 14:05 Received: 11/18/22 16:00 Matrix: Water

Parameters	Results	Units	Report Limit	DF	Prepared	Analyzed	CAS No.	Qual
8260 MSV Indiana	Analytical Method: EPA 5030/8260							
	Pace Analytical Services - Indianapolis							
Acetone	ND	ug/L	100	1		11/29/22 01:33	67-64-1	
Acrolein	ND	ug/L	50.0	1		11/29/22 01:33	107-02-8	
Acrylonitrile	ND	ug/L	100	1		11/29/22 01:33	107-13-1	
Benzene	ND	ug/L	5.0	1		11/29/22 01:33	71-43-2	
Bromobenzene	ND	ug/L	5.0	1		11/29/22 01:33	108-86-1	
Bromochloromethane	ND	ug/L	5.0	1		11/29/22 01:33	74-97-5	
Bromodichloromethane	ND	ug/L	5.0	1		11/29/22 01:33	75-27-4	
Bromoform	ND	ug/L	5.0	1		11/29/22 01:33	75-25-2	
Bromomethane	ND	ug/L	5.0	1		11/29/22 01:33	74-83-9	
2-Butanone (MEK)	ND	ug/L	25.0	1		11/29/22 01:33	78-93-3	
n-Butylbenzene	ND	ug/L	5.0	1		11/29/22 01:33	104-51-8	
sec-Butylbenzene	ND	ug/L	5.0	1		11/29/22 01:33	135-98-8	
tert-Butylbenzene	ND	ug/L	5.0	1		11/29/22 01:33	98-06-6	
Carbon disulfide	ND	ug/L	10.0	1		11/29/22 01:33	75-15-0	
Carbon tetrachloride	ND	ug/L	5.0	1		11/29/22 01:33	56-23-5	
Chlorobenzene	ND	ug/L	5.0	1		11/29/22 01:33	108-90-7	
Chloroethane	ND	ug/L	5.0	1		11/29/22 01:33	75-00-3	
Chloroform	ND	ug/L	5.0	1		11/29/22 01:33	67-66-3	
Chloromethane	ND	ug/L	5.0	1		11/29/22 01:33	74-87-3	
2-Chlorotoluene	ND	ug/L	5.0	1		11/29/22 01:33	95-49-8	
4-Chlorotoluene	ND	ug/L	5.0	1		11/29/22 01:33	106-43-4	
Dibromochloromethane	ND	ug/L	5.0	1		11/29/22 01:33	124-48-1	
1,2-Dibromoethane (EDB)	ND	ug/L	5.0	1		11/29/22 01:33	106-93-4	
Dibromomethane	ND	ug/L	5.0	1		11/29/22 01:33	74-95-3	
1,2-Dichlorobenzene	ND	ug/L	5.0	1		11/29/22 01:33	95-50-1	
1,3-Dichlorobenzene	ND	ug/L	5.0	1		11/29/22 01:33	541-73-1	
1,4-Dichlorobenzene	ND	ug/L	5.0	1		11/29/22 01:33	106-46-7	
trans-1,4-Dichloro-2-butene	ND	ug/L	100	1		11/29/22 01:33	110-57-6	
Dichlorodifluoromethane	ND	ug/L	5.0	1		11/29/22 01:33	75-71-8	
1,1-Dichloroethane	ND	ug/L	5.0	1		11/29/22 01:33	75-34-3	
1,2-Dichloroethane	ND	ug/L	5.0	1		11/29/22 01:33	107-06-2	
1,1-Dichloroethene	ND	ug/L	5.0	1		11/29/22 01:33	75-35-4	
cis-1,2-Dichloroethene	ND	ug/L	5.0	1		11/29/22 01:33	156-59-2	
trans-1,2-Dichloroethene	ND	ug/L	5.0	1		11/29/22 01:33	156-60-5	
1,2-Dichloropropane	ND	ug/L	5.0	1		11/29/22 01:33	78-87-5	
1,3-Dichloropropane	ND	ug/L	5.0	1		11/29/22 01:33	142-28-9	
2,2-Dichloropropane	ND	ug/L	5.0	1		11/29/22 01:33	594-20-7	
1,1-Dichloropropene	ND	ug/L	5.0	1		11/29/22 01:33	563-58-6	
cis-1,3-Dichloropropene	ND	ug/L	5.0	1		11/29/22 01:33	10061-01-5	
trans-1,3-Dichloropropene	ND	ug/L	5.0	1		11/29/22 01:33	10061-02-6	
Ethylbenzene	ND	ug/L	5.0	1		11/29/22 01:33	100-41-4	
Ethyl methacrylate	ND	ug/L	100	1		11/29/22 01:33	97-63-2	
Hexachloro-1,3-butadiene	ND	ug/L	5.0	1		11/29/22 01:33	87-68-3	
n-Hexane	ND	ug/L	5.0	1		11/29/22 01:33	110-54-3	
2-Hexanone	ND	ug/L	25.0	1		11/29/22 01:33	591-78-6	
Iodomethane	ND	ug/L	10.0	1		11/29/22 01:33	74-88-4	

This report shall not be reproduced, except in full,
without the written consent of Pace Analytical Services, LLC.

Pace Analytical Services, LLC
7726 Moller Road
Indianapolis, IN 46268
(317)228-3100

ANALYTICAL RESULTS

Project: HRID 4Q2022
Pace Project No.: 50331564

Sample: MW-12D **Lab ID: 50331564065** Collected: 11/17/22 14:05 Received: 11/18/22 16:00 Matrix: Water

Parameters	Results	Units	Report Limit	DF	Prepared	Analyzed	CAS No.	Qual
8260 MSV Indiana	Analytical Method: EPA 5030/8260							
	Pace Analytical Services - Indianapolis							
Isopropylbenzene (Cumene)	ND	ug/L	5.0	1		11/29/22 01:33	98-82-8	
p-Isopropyltoluene	ND	ug/L	5.0	1		11/29/22 01:33	99-87-6	
Methylene Chloride	ND	ug/L	5.0	1		11/29/22 01:33	75-09-2	
1-Methylnaphthalene	ND	ug/L	10.0	1		11/29/22 01:33	90-12-0	
2-Methylnaphthalene	ND	ug/L	10.0	1		11/29/22 01:33	91-57-6	
4-Methyl-2-pentanone (MIBK)	ND	ug/L	25.0	1		11/29/22 01:33	108-10-1	
Methyl-tert-butyl ether	ND	ug/L	4.0	1		11/29/22 01:33	1634-04-4	
Naphthalene	ND	ug/L	1.2	1		11/29/22 01:33	91-20-3	
n-Propylbenzene	ND	ug/L	5.0	1		11/29/22 01:33	103-65-1	
Styrene	ND	ug/L	5.0	1		11/29/22 01:33	100-42-5	
1,1,1,2-Tetrachloroethane	ND	ug/L	5.0	1		11/29/22 01:33	630-20-6	
1,1,2,2-Tetrachloroethane	ND	ug/L	5.0	1		11/29/22 01:33	79-34-5	
Tetrachloroethene	ND	ug/L	5.0	1		11/29/22 01:33	127-18-4	
Toluene	ND	ug/L	5.0	1		11/29/22 01:33	108-88-3	
1,2,3-Trichlorobenzene	ND	ug/L	5.0	1		11/29/22 01:33	87-61-6	
1,2,4-Trichlorobenzene	ND	ug/L	5.0	1		11/29/22 01:33	120-82-1	
1,1,1-Trichloroethane	ND	ug/L	5.0	1		11/29/22 01:33	71-55-6	
1,1,2-Trichloroethane	ND	ug/L	5.0	1		11/29/22 01:33	79-00-5	
Trichloroethene	ND	ug/L	5.0	1		11/29/22 01:33	79-01-6	
Trichlorofluoromethane	ND	ug/L	5.0	1		11/29/22 01:33	75-69-4	
1,2,3-Trichloropropane	ND	ug/L	5.0	1		11/29/22 01:33	96-18-4	
1,2,4-Trimethylbenzene	ND	ug/L	5.0	1		11/29/22 01:33	95-63-6	
1,3,5-Trimethylbenzene	ND	ug/L	5.0	1		11/29/22 01:33	108-67-8	
Vinyl acetate	ND	ug/L	50.0	1		11/29/22 01:33	108-05-4	
Vinyl chloride	ND	ug/L	2.0	1		11/29/22 01:33	75-01-4	
Xylene (Total)	ND	ug/L	10.0	1		11/29/22 01:33	1330-20-7	
Surrogates								
Dibromofluoromethane (S)	98	%.	82-128	1		11/29/22 01:33	1868-53-7	
4-Bromofluorobenzene (S)	98	%.	79-124	1		11/29/22 01:33	460-00-4	
Toluene-d8 (S)	96	%.	73-122	1		11/29/22 01:33	2037-26-5	

This report shall not be reproduced, except in full,
without the written consent of Pace Analytical Services, LLC.

Pace Analytical Services, LLC
7726 Moller Road
Indianapolis, IN 46268
(317)228-3100

ANALYTICAL RESULTS

Project: HRID 4Q2022
Pace Project No.: 50331564

Sample: MW-39D **Lab ID: 50331564066** Collected: 11/17/22 14:48 Received: 11/18/22 16:00 Matrix: Water

Parameters	Results	Units	Report Limit	DF	Prepared	Analyzed	CAS No.	Qual
8260 MSV Indiana	Analytical Method: EPA 5030/8260							
	Pace Analytical Services - Indianapolis							
Acetone	ND	ug/L	100	1		11/29/22 02:04	67-64-1	
Acrolein	ND	ug/L	50.0	1		11/29/22 02:04	107-02-8	
Acrylonitrile	ND	ug/L	100	1		11/29/22 02:04	107-13-1	
Benzene	ND	ug/L	5.0	1		11/29/22 02:04	71-43-2	
Bromobenzene	ND	ug/L	5.0	1		11/29/22 02:04	108-86-1	
Bromochloromethane	ND	ug/L	5.0	1		11/29/22 02:04	74-97-5	
Bromodichloromethane	ND	ug/L	5.0	1		11/29/22 02:04	75-27-4	
Bromoform	ND	ug/L	5.0	1		11/29/22 02:04	75-25-2	
Bromomethane	ND	ug/L	5.0	1		11/29/22 02:04	74-83-9	
2-Butanone (MEK)	ND	ug/L	25.0	1		11/29/22 02:04	78-93-3	
n-Butylbenzene	ND	ug/L	5.0	1		11/29/22 02:04	104-51-8	
sec-Butylbenzene	ND	ug/L	5.0	1		11/29/22 02:04	135-98-8	
tert-Butylbenzene	ND	ug/L	5.0	1		11/29/22 02:04	98-06-6	
Carbon disulfide	ND	ug/L	10.0	1		11/29/22 02:04	75-15-0	
Carbon tetrachloride	ND	ug/L	5.0	1		11/29/22 02:04	56-23-5	
Chlorobenzene	ND	ug/L	5.0	1		11/29/22 02:04	108-90-7	
Chloroethane	ND	ug/L	5.0	1		11/29/22 02:04	75-00-3	
Chloroform	ND	ug/L	5.0	1		11/29/22 02:04	67-66-3	
Chloromethane	ND	ug/L	5.0	1		11/29/22 02:04	74-87-3	
2-Chlorotoluene	ND	ug/L	5.0	1		11/29/22 02:04	95-49-8	
4-Chlorotoluene	ND	ug/L	5.0	1		11/29/22 02:04	106-43-4	
Dibromochloromethane	ND	ug/L	5.0	1		11/29/22 02:04	124-48-1	
1,2-Dibromoethane (EDB)	ND	ug/L	5.0	1		11/29/22 02:04	106-93-4	
Dibromomethane	ND	ug/L	5.0	1		11/29/22 02:04	74-95-3	
1,2-Dichlorobenzene	ND	ug/L	5.0	1		11/29/22 02:04	95-50-1	
1,3-Dichlorobenzene	ND	ug/L	5.0	1		11/29/22 02:04	541-73-1	
1,4-Dichlorobenzene	ND	ug/L	5.0	1		11/29/22 02:04	106-46-7	
trans-1,4-Dichloro-2-butene	ND	ug/L	100	1		11/29/22 02:04	110-57-6	
Dichlorodifluoromethane	ND	ug/L	5.0	1		11/29/22 02:04	75-71-8	
1,1-Dichloroethane	ND	ug/L	5.0	1		11/29/22 02:04	75-34-3	
1,2-Dichloroethane	ND	ug/L	5.0	1		11/29/22 02:04	107-06-2	
1,1-Dichloroethene	ND	ug/L	5.0	1		11/29/22 02:04	75-35-4	
cis-1,2-Dichloroethene	**10.1**	ug/L	5.0	1		11/29/22 02:04	156-59-2	
trans-1,2-Dichloroethene	ND	ug/L	5.0	1		11/29/22 02:04	156-60-5	
1,2-Dichloropropane	ND	ug/L	5.0	1		11/29/22 02:04	78-87-5	
1,3-Dichloropropane	ND	ug/L	5.0	1		11/29/22 02:04	142-28-9	
2,2-Dichloropropane	ND	ug/L	5.0	1		11/29/22 02:04	594-20-7	
1,1-Dichloropropene	ND	ug/L	5.0	1		11/29/22 02:04	563-58-6	
cis-1,3-Dichloropropene	ND	ug/L	5.0	1		11/29/22 02:04	10061-01-5	
trans-1,3-Dichloropropene	ND	ug/L	5.0	1		11/29/22 02:04	10061-02-6	
Ethylbenzene	ND	ug/L	5.0	1		11/29/22 02:04	100-41-4	
Ethyl methacrylate	ND	ug/L	100	1		11/29/22 02:04	97-63-2	
Hexachloro-1,3-butadiene	ND	ug/L	5.0	1		11/29/22 02:04	87-68-3	
n-Hexane	ND	ug/L	5.0	1		11/29/22 02:04	110-54-3	
2-Hexanone	ND	ug/L	25.0	1		11/29/22 02:04	591-78-6	
Iodomethane	ND	ug/L	10.0	1		11/29/22 02:04	74-88-4	

This report shall not be reproduced, except in full,
without the written consent of Pace Analytical Services, LLC.

Pace Analytical Services, LLC
7726 Moller Road
Indianapolis, IN 46268
(317)228-3100

ANALYTICAL RESULTS

Project: HRID 4Q2022
Pace Project No.: 50331564

Sample: MW-39D **Lab ID: 50331564066** Collected: 11/17/22 14:48 Received: 11/18/22 16:00 Matrix: Water

Parameters	Results	Units	Report Limit	DF	Prepared	Analyzed	CAS No.	Qual
8260 MSV Indiana	Analytical Method: EPA 5030/8260							
	Pace Analytical Services - Indianapolis							
Isopropylbenzene (Cumene)	ND	ug/L	5.0	1		11/29/22 02:04	98-82-8	
p-Isopropyltoluene	ND	ug/L	5.0	1		11/29/22 02:04	99-87-6	
Methylene Chloride	ND	ug/L	5.0	1		11/29/22 02:04	75-09-2	
1-Methylnaphthalene	ND	ug/L	10.0	1		11/29/22 02:04	90-12-0	
2-Methylnaphthalene	ND	ug/L	10.0	1		11/29/22 02:04	91-57-6	
4-Methyl-2-pentanone (MIBK)	ND	ug/L	25.0	1		11/29/22 02:04	108-10-1	
Methyl-tert-butyl ether	ND	ug/L	4.0	1		11/29/22 02:04	1634-04-4	
Naphthalene	ND	ug/L	1.2	1		11/29/22 02:04	91-20-3	
n-Propylbenzene	ND	ug/L	5.0	1		11/29/22 02:04	103-65-1	
Styrene	ND	ug/L	5.0	1		11/29/22 02:04	100-42-5	
1,1,1,2-Tetrachloroethane	ND	ug/L	5.0	1		11/29/22 02:04	630-20-6	
1,1,2,2-Tetrachloroethane	ND	ug/L	5.0	1		11/29/22 02:04	79-34-5	
Tetrachloroethene	ND	ug/L	5.0	1		11/29/22 02:04	127-18-4	
Toluene	ND	ug/L	5.0	1		11/29/22 02:04	108-88-3	
1,2,3-Trichlorobenzene	ND	ug/L	5.0	1		11/29/22 02:04	87-61-6	
1,2,4-Trichlorobenzene	ND	ug/L	5.0	1		11/29/22 02:04	120-82-1	
1,1,1-Trichloroethane	ND	ug/L	5.0	1		11/29/22 02:04	71-55-6	
1,1,2-Trichloroethane	ND	ug/L	5.0	1		11/29/22 02:04	79-00-5	
Trichloroethene	ND	ug/L	5.0	1		11/29/22 02:04	79-01-6	
Trichlorofluoromethane	ND	ug/L	5.0	1		11/29/22 02:04	75-69-4	
1,2,3-Trichloropropane	ND	ug/L	5.0	1		11/29/22 02:04	96-18-4	
1,2,4-Trimethylbenzene	ND	ug/L	5.0	1		11/29/22 02:04	95-63-6	
1,3,5-Trimethylbenzene	ND	ug/L	5.0	1		11/29/22 02:04	108-67-8	
Vinyl acetate	ND	ug/L	50.0	1		11/29/22 02:04	108-05-4	
Vinyl chloride	ND	ug/L	2.0	1		11/29/22 02:04	75-01-4	
Xylene (Total)	ND	ug/L	10.0	1		11/29/22 02:04	1330-20-7	
Surrogates								
Dibromofluoromethane (S)	97	%.	82-128	1		11/29/22 02:04	1868-53-7	
4-Bromofluorobenzene (S)	99	%.	79-124	1		11/29/22 02:04	460-00-4	
Toluene-d8 (S)	96	%.	73-122	1		11/29/22 02:04	2037-26-5	

This report shall not be reproduced, except in full,
without the written consent of Pace Analytical Services, LLC.

Pace Analytical Services, LLC
7726 Moller Road
Indianapolis, IN 46268
(317)228-3100

ANALYTICAL RESULTS

Project: HRID 4Q2022
Pace Project No.: 50331564

Sample: MW-45S **Lab ID: 50331564067** Collected: 11/17/22 15:48 Received: 11/18/22 16:00 Matrix: Water

Parameters	Results	Units	Report Limit	DF	Prepared	Analyzed	CAS No.	Qual
8260 MSV Indiana	Analytical Method: EPA 5030/8260							
	Pace Analytical Services - Indianapolis							
Acetone	ND	ug/L	100	1		11/29/22 02:34	67-64-1	
Acrolein	ND	ug/L	50.0	1		11/29/22 02:34	107-02-8	
Acrylonitrile	ND	ug/L	100	1		11/29/22 02:34	107-13-1	
Benzene	ND	ug/L	5.0	1		11/29/22 02:34	71-43-2	
Bromobenzene	ND	ug/L	5.0	1		11/29/22 02:34	108-86-1	
Bromochloromethane	ND	ug/L	5.0	1		11/29/22 02:34	74-97-5	
Bromodichloromethane	ND	ug/L	5.0	1		11/29/22 02:34	75-27-4	
Bromoform	ND	ug/L	5.0	1		11/29/22 02:34	75-25-2	
Bromomethane	ND	ug/L	5.0	1		11/29/22 02:34	74-83-9	
2-Butanone (MEK)	ND	ug/L	25.0	1		11/29/22 02:34	78-93-3	
n-Butylbenzene	ND	ug/L	5.0	1		11/29/22 02:34	104-51-8	
sec-Butylbenzene	ND	ug/L	5.0	1		11/29/22 02:34	135-98-8	
tert-Butylbenzene	ND	ug/L	5.0	1		11/29/22 02:34	98-06-6	
Carbon disulfide	ND	ug/L	10.0	1		11/29/22 02:34	75-15-0	
Carbon tetrachloride	ND	ug/L	5.0	1		11/29/22 02:34	56-23-5	
Chlorobenzene	ND	ug/L	5.0	1		11/29/22 02:34	108-90-7	
Chloroethane	ND	ug/L	5.0	1		11/29/22 02:34	75-00-3	
Chloroform	ND	ug/L	5.0	1		11/29/22 02:34	67-66-3	
Chloromethane	ND	ug/L	5.0	1		11/29/22 02:34	74-87-3	
2-Chlorotoluene	ND	ug/L	5.0	1		11/29/22 02:34	95-49-8	
4-Chlorotoluene	ND	ug/L	5.0	1		11/29/22 02:34	106-43-4	
Dibromochloromethane	ND	ug/L	5.0	1		11/29/22 02:34	124-48-1	
1,2-Dibromoethane (EDB)	ND	ug/L	5.0	1		11/29/22 02:34	106-93-4	
Dibromomethane	ND	ug/L	5.0	1		11/29/22 02:34	74-95-3	
1,2-Dichlorobenzene	ND	ug/L	5.0	1		11/29/22 02:34	95-50-1	
1,3-Dichlorobenzene	ND	ug/L	5.0	1		11/29/22 02:34	541-73-1	
1,4-Dichlorobenzene	ND	ug/L	5.0	1		11/29/22 02:34	106-46-7	
trans-1,4-Dichloro-2-butene	ND	ug/L	100	1		11/29/22 02:34	110-57-6	
Dichlorodifluoromethane	ND	ug/L	5.0	1		11/29/22 02:34	75-71-8	
1,1-Dichloroethane	ND	ug/L	5.0	1		11/29/22 02:34	75-34-3	
1,2-Dichloroethane	ND	ug/L	5.0	1		11/29/22 02:34	107-06-2	
1,1-Dichloroethene	ND	ug/L	5.0	1		11/29/22 02:34	75-35-4	
cis-1,2-Dichloroethene	ND	ug/L	5.0	1		11/29/22 02:34	156-59-2	
trans-1,2-Dichloroethene	ND	ug/L	5.0	1		11/29/22 02:34	156-60-5	
1,2-Dichloropropane	ND	ug/L	5.0	1		11/29/22 02:34	78-87-5	
1,3-Dichloropropane	ND	ug/L	5.0	1		11/29/22 02:34	142-28-9	
2,2-Dichloropropane	ND	ug/L	5.0	1		11/29/22 02:34	594-20-7	
1,1-Dichloropropene	ND	ug/L	5.0	1		11/29/22 02:34	563-58-6	
cis-1,3-Dichloropropene	ND	ug/L	5.0	1		11/29/22 02:34	10061-01-5	
trans-1,3-Dichloropropene	ND	ug/L	5.0	1		11/29/22 02:34	10061-02-6	
Ethylbenzene	ND	ug/L	5.0	1		11/29/22 02:34	100-41-4	
Ethyl methacrylate	ND	ug/L	100	1		11/29/22 02:34	97-63-2	
Hexachloro-1,3-butadiene	ND	ug/L	5.0	1		11/29/22 02:34	87-68-3	
n-Hexane	ND	ug/L	5.0	1		11/29/22 02:34	110-54-3	
2-Hexanone	ND	ug/L	25.0	1		11/29/22 02:34	591-78-6	
Iodomethane	ND	ug/L	10.0	1		11/29/22 02:34	74-88-4	

This report shall not be reproduced, except in full,
without the written consent of Pace Analytical Services, LLC.

Pace Analytical Services, LLC
7726 Moller Road
Indianapolis, IN 46268
(317)228-3100

ANALYTICAL RESULTS

Project: HRID 4Q2022
Pace Project No.: 50331564

Sample: MW-45S **Lab ID: 50331564067** Collected: 11/17/22 15:48 Received: 11/18/22 16:00 Matrix: Water

Parameters	Results	Units	Report Limit	DF	Prepared	Analyzed	CAS No.	Qual
8260 MSV Indiana	Analytical Method: EPA 5030/8260							
	Pace Analytical Services - Indianapolis							
Isopropylbenzene (Cumene)	ND	ug/L	5.0	1		11/29/22 02:34	98-82-8	
p-Isopropyltoluene	ND	ug/L	5.0	1		11/29/22 02:34	99-87-6	
Methylene Chloride	ND	ug/L	5.0	1		11/29/22 02:34	75-09-2	
1-Methylnaphthalene	ND	ug/L	10.0	1		11/29/22 02:34	90-12-0	
2-Methylnaphthalene	ND	ug/L	10.0	1		11/29/22 02:34	91-57-6	
4-Methyl-2-pentanone (MIBK)	ND	ug/L	25.0	1		11/29/22 02:34	108-10-1	
Methyl-tert-butyl ether	ND	ug/L	4.0	1		11/29/22 02:34	1634-04-4	
Naphthalene	ND	ug/L	1.2	1		11/29/22 02:34	91-20-3	
n-Propylbenzene	ND	ug/L	5.0	1		11/29/22 02:34	103-65-1	
Styrene	ND	ug/L	5.0	1		11/29/22 02:34	100-42-5	
1,1,1,2-Tetrachloroethane	ND	ug/L	5.0	1		11/29/22 02:34	630-20-6	
1,1,2,2-Tetrachloroethane	ND	ug/L	5.0	1		11/29/22 02:34	79-34-5	
Tetrachloroethene	ND	ug/L	5.0	1		11/29/22 02:34	127-18-4	
Toluene	ND	ug/L	5.0	1		11/29/22 02:34	108-88-3	
1,2,3-Trichlorobenzene	ND	ug/L	5.0	1		11/29/22 02:34	87-61-6	
1,2,4-Trichlorobenzene	ND	ug/L	5.0	1		11/29/22 02:34	120-82-1	
1,1,1-Trichloroethane	ND	ug/L	5.0	1		11/29/22 02:34	71-55-6	
1,1,2-Trichloroethane	ND	ug/L	5.0	1		11/29/22 02:34	79-00-5	
Trichloroethene	ND	ug/L	5.0	1		11/29/22 02:34	79-01-6	
Trichlorofluoromethane	ND	ug/L	5.0	1		11/29/22 02:34	75-69-4	
1,2,3-Trichloropropane	ND	ug/L	5.0	1		11/29/22 02:34	96-18-4	
1,2,4-Trimethylbenzene	ND	ug/L	5.0	1		11/29/22 02:34	95-63-6	
1,3,5-Trimethylbenzene	ND	ug/L	5.0	1		11/29/22 02:34	108-67-8	
Vinyl acetate	ND	ug/L	50.0	1		11/29/22 02:34	108-05-4	
Vinyl chloride	ND	ug/L	2.0	1		11/29/22 02:34	75-01-4	
Xylene (Total)	ND	ug/L	10.0	1		11/29/22 02:34	1330-20-7	
Surrogates								
Dibromofluoromethane (S)	98	%.	82-128	1		11/29/22 02:34	1868-53-7	
4-Bromofluorobenzene (S)	98	%.	79-124	1		11/29/22 02:34	460-00-4	
Toluene-d8 (S)	96	%.	73-122	1		11/29/22 02:34	2037-26-5	

This report shall not be reproduced, except in full,
without the written consent of Pace Analytical Services, LLC.

Pace Analytical Services, LLC
7726 Moller Road
Indianapolis, IN 46268
(317)228-3100

ANALYTICAL RESULTS

Project: HRID 4Q2022
Pace Project No.: 50331564

Sample: DUP3 **Lab ID: 50331564068** Collected: 11/17/22 08:00 Received: 11/18/22 16:00 Matrix: Water

Parameters	Results	Units	Report Limit	DF	Prepared	Analyzed	CAS No.	Qual
8260 MSV Indiana	Analytical Method: EPA 5030/8260							
	Pace Analytical Services - Indianapolis							
Acetone	ND	ug/L	100	1		11/29/22 03:05	67-64-1	
Acrolein	ND	ug/L	50.0	1		11/29/22 03:05	107-02-8	
Acrylonitrile	ND	ug/L	100	1		11/29/22 03:05	107-13-1	
Benzene	ND	ug/L	5.0	1		11/29/22 03:05	71-43-2	
Bromobenzene	ND	ug/L	5.0	1		11/29/22 03:05	108-86-1	
Bromochloromethane	ND	ug/L	5.0	1		11/29/22 03:05	74-97-5	
Bromodichloromethane	ND	ug/L	5.0	1		11/29/22 03:05	75-27-4	
Bromoform	ND	ug/L	5.0	1		11/29/22 03:05	75-25-2	
Bromomethane	ND	ug/L	5.0	1		11/29/22 03:05	74-83-9	
2-Butanone (MEK)	ND	ug/L	25.0	1		11/29/22 03:05	78-93-3	
n-Butylbenzene	ND	ug/L	5.0	1		11/29/22 03:05	104-51-8	
sec-Butylbenzene	ND	ug/L	5.0	1		11/29/22 03:05	135-98-8	
tert-Butylbenzene	ND	ug/L	5.0	1		11/29/22 03:05	98-06-6	
Carbon disulfide	ND	ug/L	10.0	1		11/29/22 03:05	75-15-0	
Carbon tetrachloride	ND	ug/L	5.0	1		11/29/22 03:05	56-23-5	
Chlorobenzene	ND	ug/L	5.0	1		11/29/22 03:05	108-90-7	
Chloroethane	ND	ug/L	5.0	1		11/29/22 03:05	75-00-3	
Chloroform	ND	ug/L	5.0	1		11/29/22 03:05	67-66-3	
Chloromethane	ND	ug/L	5.0	1		11/29/22 03:05	74-87-3	
2-Chlorotoluene	ND	ug/L	5.0	1		11/29/22 03:05	95-49-8	
4-Chlorotoluene	ND	ug/L	5.0	1		11/29/22 03:05	106-43-4	
Dibromochloromethane	ND	ug/L	5.0	1		11/29/22 03:05	124-48-1	
1,2-Dibromoethane (EDB)	ND	ug/L	5.0	1		11/29/22 03:05	106-93-4	
Dibromomethane	ND	ug/L	5.0	1		11/29/22 03:05	74-95-3	
1,2-Dichlorobenzene	ND	ug/L	5.0	1		11/29/22 03:05	95-50-1	
1,3-Dichlorobenzene	ND	ug/L	5.0	1		11/29/22 03:05	541-73-1	
1,4-Dichlorobenzene	ND	ug/L	5.0	1		11/29/22 03:05	106-46-7	
trans-1,4-Dichloro-2-butene	ND	ug/L	100	1		11/29/22 03:05	110-57-6	
Dichlorodifluoromethane	ND	ug/L	5.0	1		11/29/22 03:05	75-71-8	
1,1-Dichloroethane	ND	ug/L	5.0	1		11/29/22 03:05	75-34-3	
1,2-Dichloroethane	ND	ug/L	5.0	1		11/29/22 03:05	107-06-2	
1,1-Dichloroethene	ND	ug/L	5.0	1		11/29/22 03:05	75-35-4	
cis-1,2-Dichloroethene	**50.5**	ug/L	5.0	1		11/29/22 03:05	156-59-2	
trans-1,2-Dichloroethene	ND	ug/L	5.0	1		11/29/22 03:05	156-60-5	
1,2-Dichloropropane	ND	ug/L	5.0	1		11/29/22 03:05	78-87-5	
1,3-Dichloropropane	ND	ug/L	5.0	1		11/29/22 03:05	142-28-9	
2,2-Dichloropropane	ND	ug/L	5.0	1		11/29/22 03:05	594-20-7	
1,1-Dichloropropene	ND	ug/L	5.0	1		11/29/22 03:05	563-58-6	
cis-1,3-Dichloropropene	ND	ug/L	5.0	1		11/29/22 03:05	10061-01-5	
trans-1,3-Dichloropropene	ND	ug/L	5.0	1		11/29/22 03:05	10061-02-6	
Ethylbenzene	ND	ug/L	5.0	1		11/29/22 03:05	100-41-4	
Ethyl methacrylate	ND	ug/L	100	1		11/29/22 03:05	97-63-2	
Hexachloro-1,3-butadiene	ND	ug/L	5.0	1		11/29/22 03:05	87-68-3	
n-Hexane	ND	ug/L	5.0	1		11/29/22 03:05	110-54-3	
2-Hexanone	ND	ug/L	25.0	1		11/29/22 03:05	591-78-6	
Iodomethane	ND	ug/L	10.0	1		11/29/22 03:05	74-88-4	

This report shall not be reproduced, except in full,
without the written consent of Pace Analytical Services, LLC.

Pace Analytical Services, LLC
7726 Moller Road
Indianapolis, IN 46268
(317)228-3100

ANALYTICAL RESULTS

Project: HRID 4Q2022
Pace Project No.: 50331564

Sample: DUP3 **Lab ID: 50331564068** Collected: 11/17/22 08:00 Received: 11/18/22 16:00 Matrix: Water

Parameters	Results	Units	Report Limit	DF	Prepared	Analyzed	CAS No.	Qual
8260 MSV Indiana	Analytical Method: EPA 5030/8260							
	Pace Analytical Services - Indianapolis							
Isopropylbenzene (Cumene)	ND	ug/L	5.0	1		11/29/22 03:05	98-82-8	
p-Isopropyltoluene	ND	ug/L	5.0	1		11/29/22 03:05	99-87-6	
Methylene Chloride	ND	ug/L	5.0	1		11/29/22 03:05	75-09-2	
1-Methylnaphthalene	ND	ug/L	10.0	1		11/29/22 03:05	90-12-0	
2-Methylnaphthalene	ND	ug/L	10.0	1		11/29/22 03:05	91-57-6	
4-Methyl-2-pentanone (MIBK)	ND	ug/L	25.0	1		11/29/22 03:05	108-10-1	
Methyl-tert-butyl ether	ND	ug/L	4.0	1		11/29/22 03:05	1634-04-4	
Naphthalene	ND	ug/L	1.2	1		11/29/22 03:05	91-20-3	
n-Propylbenzene	ND	ug/L	5.0	1		11/29/22 03:05	103-65-1	
Styrene	ND	ug/L	5.0	1		11/29/22 03:05	100-42-5	
1,1,1,2-Tetrachloroethane	ND	ug/L	5.0	1		11/29/22 03:05	630-20-6	
1,1,2,2-Tetrachloroethane	ND	ug/L	5.0	1		11/29/22 03:05	79-34-5	
Tetrachloroethene	ND	ug/L	5.0	1		11/29/22 03:05	127-18-4	
Toluene	ND	ug/L	5.0	1		11/29/22 03:05	108-88-3	
1,2,3-Trichlorobenzene	ND	ug/L	5.0	1		11/29/22 03:05	87-61-6	
1,2,4-Trichlorobenzene	ND	ug/L	5.0	1		11/29/22 03:05	120-82-1	
1,1,1-Trichloroethane	ND	ug/L	5.0	1		11/29/22 03:05	71-55-6	
1,1,2-Trichloroethane	ND	ug/L	5.0	1		11/29/22 03:05	79-00-5	
Trichloroethene	ND	ug/L	5.0	1		11/29/22 03:05	79-01-6	
Trichlorofluoromethane	ND	ug/L	5.0	1		11/29/22 03:05	75-69-4	
1,2,3-Trichloropropane	ND	ug/L	5.0	1		11/29/22 03:05	96-18-4	
1,2,4-Trimethylbenzene	ND	ug/L	5.0	1		11/29/22 03:05	95-63-6	
1,3,5-Trimethylbenzene	ND	ug/L	5.0	1		11/29/22 03:05	108-67-8	
Vinyl acetate	ND	ug/L	50.0	1		11/29/22 03:05	108-05-4	
Vinyl chloride	**88.2**	ug/L	2.0	1		11/29/22 03:05	75-01-4	
Xylene (Total)	ND	ug/L	10.0	1		11/29/22 03:05	1330-20-7	
Surrogates								
Dibromofluoromethane (S)	98	%.	82-128	1		11/29/22 03:05	1868-53-7	
4-Bromofluorobenzene (S)	100	%.	79-124	1		11/29/22 03:05	460-00-4	
Toluene-d8 (S)	95	%.	73-122	1		11/29/22 03:05	2037-26-5	

This report shall not be reproduced, except in full,
without the written consent of Pace Analytical Services, LLC.

Pace Analytical Services, LLC
7726 Moller Road
Indianapolis, IN 46268
(317)228-3100

ANALYTICAL RESULTS

Project: HRID 4Q2022
Pace Project No.: 50331564

Sample: MW-12S **Lab ID: 50331564069** Collected: 11/18/22 10:49 Received: 11/18/22 16:00 Matrix: Water

Parameters	Results	Units	Report Limit	DF	Prepared	Analyzed	CAS No.	Qual
8260 MSV Indiana	Analytical Method: EPA 5030/8260							
	Pace Analytical Services - Indianapolis							
Acetone	ND	ug/L	100	1		11/29/22 04:06	67-64-1	
Acrolein	ND	ug/L	50.0	1		11/29/22 04:06	107-02-8	
Acrylonitrile	ND	ug/L	100	1		11/29/22 04:06	107-13-1	
Benzene	ND	ug/L	5.0	1		11/29/22 04:06	71-43-2	
Bromobenzene	ND	ug/L	5.0	1		11/29/22 04:06	108-86-1	
Bromochloromethane	ND	ug/L	5.0	1		11/29/22 04:06	74-97-5	
Bromodichloromethane	ND	ug/L	5.0	1		11/29/22 04:06	75-27-4	
Bromoform	ND	ug/L	5.0	1		11/29/22 04:06	75-25-2	
Bromomethane	ND	ug/L	5.0	1		11/29/22 04:06	74-83-9	
2-Butanone (MEK)	ND	ug/L	25.0	1		11/29/22 04:06	78-93-3	
n-Butylbenzene	ND	ug/L	5.0	1		11/29/22 04:06	104-51-8	
sec-Butylbenzene	ND	ug/L	5.0	1		11/29/22 04:06	135-98-8	
tert-Butylbenzene	ND	ug/L	5.0	1		11/29/22 04:06	98-06-6	
Carbon disulfide	ND	ug/L	10.0	1		11/29/22 04:06	75-15-0	
Carbon tetrachloride	ND	ug/L	5.0	1		11/29/22 04:06	56-23-5	
Chlorobenzene	ND	ug/L	5.0	1		11/29/22 04:06	108-90-7	
Chloroethane	ND	ug/L	5.0	1		11/29/22 04:06	75-00-3	
Chloroform	ND	ug/L	5.0	1		11/29/22 04:06	67-66-3	
Chloromethane	ND	ug/L	5.0	1		11/29/22 04:06	74-87-3	
2-Chlorotoluene	ND	ug/L	5.0	1		11/29/22 04:06	95-49-8	
4-Chlorotoluene	ND	ug/L	5.0	1		11/29/22 04:06	106-43-4	
Dibromochloromethane	ND	ug/L	5.0	1		11/29/22 04:06	124-48-1	
1,2-Dibromoethane (EDB)	ND	ug/L	5.0	1		11/29/22 04:06	106-93-4	
Dibromomethane	ND	ug/L	5.0	1		11/29/22 04:06	74-95-3	
1,2-Dichlorobenzene	ND	ug/L	5.0	1		11/29/22 04:06	95-50-1	
1,3-Dichlorobenzene	ND	ug/L	5.0	1		11/29/22 04:06	541-73-1	
1,4-Dichlorobenzene	ND	ug/L	5.0	1		11/29/22 04:06	106-46-7	
trans-1,4-Dichloro-2-butene	ND	ug/L	100	1		11/29/22 04:06	110-57-6	
Dichlorodifluoromethane	ND	ug/L	5.0	1		11/29/22 04:06	75-71-8	
1,1-Dichloroethane	ND	ug/L	5.0	1		11/29/22 04:06	75-34-3	
1,2-Dichloroethane	ND	ug/L	5.0	1		11/29/22 04:06	107-06-2	
1,1-Dichloroethene	ND	ug/L	5.0	1		11/29/22 04:06	75-35-4	
cis-1,2-Dichloroethene	ND	ug/L	5.0	1		11/29/22 04:06	156-59-2	
trans-1,2-Dichloroethene	ND	ug/L	5.0	1		11/29/22 04:06	156-60-5	
1,2-Dichloropropane	ND	ug/L	5.0	1		11/29/22 04:06	78-87-5	
1,3-Dichloropropane	ND	ug/L	5.0	1		11/29/22 04:06	142-28-9	
2,2-Dichloropropane	ND	ug/L	5.0	1		11/29/22 04:06	594-20-7	
1,1-Dichloropropene	ND	ug/L	5.0	1		11/29/22 04:06	563-58-6	
cis-1,3-Dichloropropene	ND	ug/L	5.0	1		11/29/22 04:06	10061-01-5	
trans-1,3-Dichloropropene	ND	ug/L	5.0	1		11/29/22 04:06	10061-02-6	
Ethylbenzene	ND	ug/L	5.0	1		11/29/22 04:06	100-41-4	
Ethyl methacrylate	ND	ug/L	100	1		11/29/22 04:06	97-63-2	
Hexachloro-1,3-butadiene	ND	ug/L	5.0	1		11/29/22 04:06	87-68-3	
n-Hexane	ND	ug/L	5.0	1		11/29/22 04:06	110-54-3	
2-Hexanone	ND	ug/L	25.0	1		11/29/22 04:06	591-78-6	
Iodomethane	ND	ug/L	10.0	1		11/29/22 04:06	74-88-4	

This report shall not be reproduced, except in full,
without the written consent of Pace Analytical Services, LLC.

Pace Analytical Services, LLC
7726 Moller Road
Indianapolis, IN 46268
(317)228-3100

ANALYTICAL RESULTS

Project: HRID 4Q2022
Pace Project No.: 50331564

Sample: MW-12S **Lab ID: 50331564069** Collected: 11/18/22 10:49 Received: 11/18/22 16:00 Matrix: Water

Parameters	Results	Units	Report Limit	DF	Prepared	Analyzed	CAS No.	Qual
8260 MSV Indiana	Analytical Method: EPA 5030/8260							
	Pace Analytical Services - Indianapolis							
Isopropylbenzene (Cumene)	ND	ug/L	5.0	1		11/29/22 04:06	98-82-8	
p-Isopropyltoluene	ND	ug/L	5.0	1		11/29/22 04:06	99-87-6	
Methylene Chloride	ND	ug/L	5.0	1		11/29/22 04:06	75-09-2	
1-Methylnaphthalene	ND	ug/L	10.0	1		11/29/22 04:06	90-12-0	
2-Methylnaphthalene	ND	ug/L	10.0	1		11/29/22 04:06	91-57-6	
4-Methyl-2-pentanone (MIBK)	ND	ug/L	25.0	1		11/29/22 04:06	108-10-1	
Methyl-tert-butyl ether	ND	ug/L	4.0	1		11/29/22 04:06	1634-04-4	
Naphthalene	ND	ug/L	1.2	1		11/29/22 04:06	91-20-3	
n-Propylbenzene	ND	ug/L	5.0	1		11/29/22 04:06	103-65-1	
Styrene	ND	ug/L	5.0	1		11/29/22 04:06	100-42-5	
1,1,1,2-Tetrachloroethane	ND	ug/L	5.0	1		11/29/22 04:06	630-20-6	
1,1,2,2-Tetrachloroethane	ND	ug/L	5.0	1		11/29/22 04:06	79-34-5	
Tetrachloroethene	ND	ug/L	5.0	1		11/29/22 04:06	127-18-4	
Toluene	ND	ug/L	5.0	1		11/29/22 04:06	108-88-3	
1,2,3-Trichlorobenzene	ND	ug/L	5.0	1		11/29/22 04:06	87-61-6	
1,2,4-Trichlorobenzene	ND	ug/L	5.0	1		11/29/22 04:06	120-82-1	
1,1,1-Trichloroethane	ND	ug/L	5.0	1		11/29/22 04:06	71-55-6	
1,1,2-Trichloroethane	ND	ug/L	5.0	1		11/29/22 04:06	79-00-5	
Trichloroethene	**51.5**	ug/L	5.0	1		11/29/22 04:06	79-01-6	
Trichlorofluoromethane	ND	ug/L	5.0	1		11/29/22 04:06	75-69-4	
1,2,3-Trichloropropane	ND	ug/L	5.0	1		11/29/22 04:06	96-18-4	
1,2,4-Trimethylbenzene	ND	ug/L	5.0	1		11/29/22 04:06	95-63-6	
1,3,5-Trimethylbenzene	ND	ug/L	5.0	1		11/29/22 04:06	108-67-8	
Vinyl acetate	ND	ug/L	50.0	1		11/29/22 04:06	108-05-4	
Vinyl chloride	ND	ug/L	2.0	1		11/29/22 04:06	75-01-4	
Xylene (Total)	ND	ug/L	10.0	1		11/29/22 04:06	1330-20-7	
Surrogates								
Dibromofluoromethane (S)	98	%.	82-128	1		11/29/22 04:06	1868-53-7	
4-Bromofluorobenzene (S)	98	%.	79-124	1		11/29/22 04:06	460-00-4	
Toluene-d8 (S)	96	%.	73-122	1		11/29/22 04:06	2037-26-5	

This report shall not be reproduced, except in full,
without the written consent of Pace Analytical Services, LLC.

Pace Analytical Services, LLC
7726 Moller Road
Indianapolis, IN 46268
(317)228-3100

ANALYTICAL RESULTS

Project: HRID 4Q2022
Pace Project No.: 50331564

Sample: MW-42S **Lab ID: 50331564070** Collected: 11/18/22 11:21 Received: 11/18/22 16:00 Matrix: Water

Parameters	Results	Units	Report Limit	DF	Prepared	Analyzed	CAS No.	Qual
8260 MSV Indiana	Analytical Method: EPA 5030/8260							
	Pace Analytical Services - Indianapolis							
Acetone	ND	ug/L	100	1		11/29/22 14:07	67-64-1	
Acrolein	ND	ug/L	50.0	1		11/29/22 14:07	107-02-8	
Acrylonitrile	ND	ug/L	100	1		11/29/22 14:07	107-13-1	
Benzene	ND	ug/L	5.0	1		11/29/22 14:07	71-43-2	
Bromobenzene	ND	ug/L	5.0	1		11/29/22 14:07	108-86-1	
Bromochloromethane	ND	ug/L	5.0	1		11/29/22 14:07	74-97-5	
Bromodichloromethane	ND	ug/L	5.0	1		11/29/22 14:07	75-27-4	
Bromoform	ND	ug/L	5.0	1		11/29/22 14:07	75-25-2	
Bromomethane	ND	ug/L	5.0	1		11/29/22 14:07	74-83-9	
2-Butanone (MEK)	ND	ug/L	25.0	1		11/29/22 14:07	78-93-3	
n-Butylbenzene	ND	ug/L	5.0	1		11/29/22 14:07	104-51-8	
sec-Butylbenzene	ND	ug/L	5.0	1		11/29/22 14:07	135-98-8	
tert-Butylbenzene	ND	ug/L	5.0	1		11/29/22 14:07	98-06-6	
Carbon disulfide	ND	ug/L	10.0	1		11/29/22 14:07	75-15-0	
Carbon tetrachloride	ND	ug/L	5.0	1		11/29/22 14:07	56-23-5	
Chlorobenzene	ND	ug/L	5.0	1		11/29/22 14:07	108-90-7	
Chloroethane	ND	ug/L	5.0	1		11/29/22 14:07	75-00-3	
Chloroform	ND	ug/L	5.0	1		11/29/22 14:07	67-66-3	
Chloromethane	ND	ug/L	5.0	1		11/29/22 14:07	74-87-3	
2-Chlorotoluene	ND	ug/L	5.0	1		11/29/22 14:07	95-49-8	
4-Chlorotoluene	ND	ug/L	5.0	1		11/29/22 14:07	106-43-4	
Dibromochloromethane	ND	ug/L	5.0	1		11/29/22 14:07	124-48-1	
1,2-Dibromoethane (EDB)	ND	ug/L	5.0	1		11/29/22 14:07	106-93-4	
Dibromomethane	ND	ug/L	5.0	1		11/29/22 14:07	74-95-3	
1,2-Dichlorobenzene	ND	ug/L	5.0	1		11/29/22 14:07	95-50-1	
1,3-Dichlorobenzene	ND	ug/L	5.0	1		11/29/22 14:07	541-73-1	
1,4-Dichlorobenzene	ND	ug/L	5.0	1		11/29/22 14:07	106-46-7	
trans-1,4-Dichloro-2-butene	ND	ug/L	100	1		11/29/22 14:07	110-57-6	
Dichlorodifluoromethane	ND	ug/L	5.0	1		11/29/22 14:07	75-71-8	
1,1-Dichloroethane	ND	ug/L	5.0	1		11/29/22 14:07	75-34-3	
1,2-Dichloroethane	ND	ug/L	5.0	1		11/29/22 14:07	107-06-2	
1,1-Dichloroethene	ND	ug/L	5.0	1		11/29/22 14:07	75-35-4	
cis-1,2-Dichloroethene	ND	ug/L	5.0	1		11/29/22 14:07	156-59-2	
trans-1,2-Dichloroethene	ND	ug/L	5.0	1		11/29/22 14:07	156-60-5	
1,2-Dichloropropane	ND	ug/L	5.0	1		11/29/22 14:07	78-87-5	
1,3-Dichloropropane	ND	ug/L	5.0	1		11/29/22 14:07	142-28-9	
2,2-Dichloropropane	ND	ug/L	5.0	1		11/29/22 14:07	594-20-7	
1,1-Dichloropropene	ND	ug/L	5.0	1		11/29/22 14:07	563-58-6	
cis-1,3-Dichloropropene	ND	ug/L	5.0	1		11/29/22 14:07	10061-01-5	
trans-1,3-Dichloropropene	ND	ug/L	5.0	1		11/29/22 14:07	10061-02-6	
Ethylbenzene	ND	ug/L	5.0	1		11/29/22 14:07	100-41-4	
Ethyl methacrylate	ND	ug/L	100	1		11/29/22 14:07	97-63-2	
Hexachloro-1,3-butadiene	ND	ug/L	5.0	1		11/29/22 14:07	87-68-3	
n-Hexane	ND	ug/L	5.0	1		11/29/22 14:07	110-54-3	
2-Hexanone	ND	ug/L	25.0	1		11/29/22 14:07	591-78-6	
Iodomethane	ND	ug/L	10.0	1		11/29/22 14:07	74-88-4	

This report shall not be reproduced, except in full,
without the written consent of Pace Analytical Services, LLC.

Pace Analytical Services, LLC
7726 Moller Road
Indianapolis, IN 46268
(317)228-3100

ANALYTICAL RESULTS

Project: HRID 4Q2022
Pace Project No.: 50331564

Sample: MW-42S **Lab ID: 50331564070** Collected: 11/18/22 11:21 Received: 11/18/22 16:00 Matrix: Water

Parameters	Results	Units	Report Limit	DF	Prepared	Analyzed	CAS No.	Qual
8260 MSV Indiana	Analytical Method: EPA 5030/8260							
	Pace Analytical Services - Indianapolis							
Isopropylbenzene (Cumene)	ND	ug/L	5.0	1		11/29/22 14:07	98-82-8	
p-Isopropyltoluene	ND	ug/L	5.0	1		11/29/22 14:07	99-87-6	
Methylene Chloride	ND	ug/L	5.0	1		11/29/22 14:07	75-09-2	
1-Methylnaphthalene	ND	ug/L	10.0	1		11/29/22 14:07	90-12-0	
2-Methylnaphthalene	ND	ug/L	10.0	1		11/29/22 14:07	91-57-6	
4-Methyl-2-pentanone (MIBK)	ND	ug/L	25.0	1		11/29/22 14:07	108-10-1	
Methyl-tert-butyl ether	ND	ug/L	4.0	1		11/29/22 14:07	1634-04-4	
Naphthalene	ND	ug/L	1.2	1		11/29/22 14:07	91-20-3	
n-Propylbenzene	ND	ug/L	5.0	1		11/29/22 14:07	103-65-1	
Styrene	ND	ug/L	5.0	1		11/29/22 14:07	100-42-5	
1,1,1,2-Tetrachloroethane	ND	ug/L	5.0	1		11/29/22 14:07	630-20-6	
1,1,2,2-Tetrachloroethane	ND	ug/L	5.0	1		11/29/22 14:07	79-34-5	
Tetrachloroethene	ND	ug/L	5.0	1		11/29/22 14:07	127-18-4	
Toluene	ND	ug/L	5.0	1		11/29/22 14:07	108-88-3	
1,2,3-Trichlorobenzene	ND	ug/L	5.0	1		11/29/22 14:07	87-61-6	
1,2,4-Trichlorobenzene	ND	ug/L	5.0	1		11/29/22 14:07	120-82-1	
1,1,1-Trichloroethane	ND	ug/L	5.0	1		11/29/22 14:07	71-55-6	
1,1,2-Trichloroethane	ND	ug/L	5.0	1		11/29/22 14:07	79-00-5	
Trichloroethene	**252**	ug/L	5.0	1		11/29/22 14:07	79-01-6	
Trichlorofluoromethane	ND	ug/L	5.0	1		11/29/22 14:07	75-69-4	
1,2,3-Trichloropropane	ND	ug/L	5.0	1		11/29/22 14:07	96-18-4	
1,2,4-Trimethylbenzene	ND	ug/L	5.0	1		11/29/22 14:07	95-63-6	
1,3,5-Trimethylbenzene	ND	ug/L	5.0	1		11/29/22 14:07	108-67-8	
Vinyl acetate	ND	ug/L	50.0	1		11/29/22 14:07	108-05-4	
Vinyl chloride	ND	ug/L	2.0	1		11/29/22 14:07	75-01-4	
Xylene (Total)	ND	ug/L	10.0	1		11/29/22 14:07	1330-20-7	
Surrogates								
Dibromofluoromethane (S)	98	%.	82-128	1		11/29/22 14:07	1868-53-7	
4-Bromofluorobenzene (S)	98	%.	79-124	1		11/29/22 14:07	460-00-4	
Toluene-d8 (S)	96	%.	73-122	1		11/29/22 14:07	2037-26-5	

This report shall not be reproduced, except in full,
without the written consent of Pace Analytical Services, LLC.

Pace Analytical Services, LLC
7726 Moller Road
Indianapolis, IN 46268
(317)228-3100

ANALYTICAL RESULTS

Project: HRID 4Q2022
Pace Project No.: 50331564

Sample: MW-42D **Lab ID: 50331564071** Collected: 11/18/22 11:49 Received: 11/18/22 16:00 Matrix: Water

Parameters	Results	Units	Report Limit	DF	Prepared	Analyzed	CAS No.	Qual
8260 MSV Indiana	Analytical Method: EPA 5030/8260							
	Pace Analytical Services - Indianapolis							
Acetone	ND	ug/L	100	1		11/29/22 14:37	67-64-1	
Acrolein	ND	ug/L	50.0	1		11/29/22 14:37	107-02-8	
Acrylonitrile	ND	ug/L	100	1		11/29/22 14:37	107-13-1	
Benzene	ND	ug/L	5.0	1		11/29/22 14:37	71-43-2	
Bromobenzene	ND	ug/L	5.0	1		11/29/22 14:37	108-86-1	
Bromochloromethane	ND	ug/L	5.0	1		11/29/22 14:37	74-97-5	
Bromodichloromethane	ND	ug/L	5.0	1		11/29/22 14:37	75-27-4	
Bromoform	ND	ug/L	5.0	1		11/29/22 14:37	75-25-2	
Bromomethane	ND	ug/L	5.0	1		11/29/22 14:37	74-83-9	
2-Butanone (MEK)	ND	ug/L	25.0	1		11/29/22 14:37	78-93-3	
n-Butylbenzene	ND	ug/L	5.0	1		11/29/22 14:37	104-51-8	
sec-Butylbenzene	ND	ug/L	5.0	1		11/29/22 14:37	135-98-8	
tert-Butylbenzene	ND	ug/L	5.0	1		11/29/22 14:37	98-06-6	
Carbon disulfide	ND	ug/L	10.0	1		11/29/22 14:37	75-15-0	
Carbon tetrachloride	ND	ug/L	5.0	1		11/29/22 14:37	56-23-5	
Chlorobenzene	ND	ug/L	5.0	1		11/29/22 14:37	108-90-7	
Chloroethane	ND	ug/L	5.0	1		11/29/22 14:37	75-00-3	
Chloroform	ND	ug/L	5.0	1		11/29/22 14:37	67-66-3	
Chloromethane	ND	ug/L	5.0	1		11/29/22 14:37	74-87-3	
2-Chlorotoluene	ND	ug/L	5.0	1		11/29/22 14:37	95-49-8	
4-Chlorotoluene	ND	ug/L	5.0	1		11/29/22 14:37	106-43-4	
Dibromochloromethane	ND	ug/L	5.0	1		11/29/22 14:37	124-48-1	
1,2-Dibromoethane (EDB)	ND	ug/L	5.0	1		11/29/22 14:37	106-93-4	
Dibromomethane	ND	ug/L	5.0	1		11/29/22 14:37	74-95-3	
1,2-Dichlorobenzene	ND	ug/L	5.0	1		11/29/22 14:37	95-50-1	
1,3-Dichlorobenzene	ND	ug/L	5.0	1		11/29/22 14:37	541-73-1	
1,4-Dichlorobenzene	ND	ug/L	5.0	1		11/29/22 14:37	106-46-7	
trans-1,4-Dichloro-2-butene	ND	ug/L	100	1		11/29/22 14:37	110-57-6	
Dichlorodifluoromethane	ND	ug/L	5.0	1		11/29/22 14:37	75-71-8	
1,1-Dichloroethane	ND	ug/L	5.0	1		11/29/22 14:37	75-34-3	
1,2-Dichloroethane	ND	ug/L	5.0	1		11/29/22 14:37	107-06-2	
1,1-Dichloroethene	ND	ug/L	5.0	1		11/29/22 14:37	75-35-4	
cis-1,2-Dichloroethene	**298**	ug/L	5.0	1		11/29/22 14:37	156-59-2	
trans-1,2-Dichloroethene	**22.0**	ug/L	5.0	1		11/29/22 14:37	156-60-5	
1,2-Dichloropropane	ND	ug/L	5.0	1		11/29/22 14:37	78-87-5	
1,3-Dichloropropane	ND	ug/L	5.0	1		11/29/22 14:37	142-28-9	
2,2-Dichloropropane	ND	ug/L	5.0	1		11/29/22 14:37	594-20-7	
1,1-Dichloropropene	ND	ug/L	5.0	1		11/29/22 14:37	563-58-6	
cis-1,3-Dichloropropene	ND	ug/L	5.0	1		11/29/22 14:37	10061-01-5	
trans-1,3-Dichloropropene	ND	ug/L	5.0	1		11/29/22 14:37	10061-02-6	
Ethylbenzene	ND	ug/L	5.0	1		11/29/22 14:37	100-41-4	
Ethyl methacrylate	ND	ug/L	100	1		11/29/22 14:37	97-63-2	
Hexachloro-1,3-butadiene	ND	ug/L	5.0	1		11/29/22 14:37	87-68-3	
n-Hexane	ND	ug/L	5.0	1		11/29/22 14:37	110-54-3	
2-Hexanone	ND	ug/L	25.0	1		11/29/22 14:37	591-78-6	
Iodomethane	ND	ug/L	10.0	1		11/29/22 14:37	74-88-4	

This report shall not be reproduced, except in full,
without the written consent of Pace Analytical Services, LLC.

Pace Analytical Services, LLC
7726 Moller Road
Indianapolis, IN 46268
(317)228-3100

ANALYTICAL RESULTS

Project: HRID 4Q2022
Pace Project No.: 50331564

Sample: MW-42D **Lab ID: 50331564071** Collected: 11/18/22 11:49 Received: 11/18/22 16:00 Matrix: Water

Parameters	Results	Units	Report Limit	DF	Prepared	Analyzed	CAS No.	Qual
8260 MSV Indiana	Analytical Method: EPA 5030/8260							
	Pace Analytical Services - Indianapolis							
Isopropylbenzene (Cumene)	ND	ug/L	5.0	1		11/29/22 14:37	98-82-8	
p-Isopropyltoluene	ND	ug/L	5.0	1		11/29/22 14:37	99-87-6	
Methylene Chloride	ND	ug/L	5.0	1		11/29/22 14:37	75-09-2	
1-Methylnaphthalene	ND	ug/L	10.0	1		11/29/22 14:37	90-12-0	
2-Methylnaphthalene	ND	ug/L	10.0	1		11/29/22 14:37	91-57-6	
4-Methyl-2-pentanone (MIBK)	ND	ug/L	25.0	1		11/29/22 14:37	108-10-1	
Methyl-tert-butyl ether	ND	ug/L	4.0	1		11/29/22 14:37	1634-04-4	
Naphthalene	ND	ug/L	1.2	1		11/29/22 14:37	91-20-3	
n-Propylbenzene	ND	ug/L	5.0	1		11/29/22 14:37	103-65-1	
Styrene	ND	ug/L	5.0	1		11/29/22 14:37	100-42-5	
1,1,1,2-Tetrachloroethane	ND	ug/L	5.0	1		11/29/22 14:37	630-20-6	
1,1,2,2-Tetrachloroethane	ND	ug/L	5.0	1		11/29/22 14:37	79-34-5	
Tetrachloroethene	ND	ug/L	5.0	1		11/29/22 14:37	127-18-4	
Toluene	ND	ug/L	5.0	1		11/29/22 14:37	108-88-3	
1,2,3-Trichlorobenzene	ND	ug/L	5.0	1		11/29/22 14:37	87-61-6	
1,2,4-Trichlorobenzene	ND	ug/L	5.0	1		11/29/22 14:37	120-82-1	
1,1,1-Trichloroethane	ND	ug/L	5.0	1		11/29/22 14:37	71-55-6	
1,1,2-Trichloroethane	ND	ug/L	5.0	1		11/29/22 14:37	79-00-5	
Trichloroethene	**95.6**	ug/L	5.0	1		11/29/22 14:37	79-01-6	
Trichlorofluoromethane	ND	ug/L	5.0	1		11/29/22 14:37	75-69-4	
1,2,3-Trichloropropane	ND	ug/L	5.0	1		11/29/22 14:37	96-18-4	
1,2,4-Trimethylbenzene	ND	ug/L	5.0	1		11/29/22 14:37	95-63-6	
1,3,5-Trimethylbenzene	ND	ug/L	5.0	1		11/29/22 14:37	108-67-8	
Vinyl acetate	ND	ug/L	50.0	1		11/29/22 14:37	108-05-4	
Vinyl chloride	ND	ug/L	2.0	1		11/29/22 14:37	75-01-4	
Xylene (Total)	ND	ug/L	10.0	1		11/29/22 14:37	1330-20-7	
Surrogates								
Dibromofluoromethane (S)	98	%.	82-128	1		11/29/22 14:37	1868-53-7	
4-Bromofluorobenzene (S)	98	%.	79-124	1		11/29/22 14:37	460-00-4	
Toluene-d8 (S)	93	%.	73-122	1		11/29/22 14:37	2037-26-5	

This report shall not be reproduced, except in full,
without the written consent of Pace Analytical Services, LLC.

Pace Analytical Services, LLC
7726 Moller Road
Indianapolis, IN 46268
(317)228-3100

ANALYTICAL RESULTS

Project: HRID 4Q2022
Pace Project No.: 50331564

Sample: Trip Blank 1 **Lab ID: 50331564072** Collected: 11/14/22 08:00 Received: 11/18/22 16:00 Matrix: Water

Parameters	Results	Units	Report Limit	DF	Prepared	Analyzed	CAS No.	Qual
8260 MSV Indiana	Analytical Method: EPA 5030/8260							
	Pace Analytical Services - Indianapolis							
Acetone	ND	ug/L	100	1		11/23/22 08:32	67-64-1	
Acrolein	ND	ug/L	50.0	1		11/23/22 08:32	107-02-8	
Acrylonitrile	ND	ug/L	100	1		11/23/22 08:32	107-13-1	
Benzene	ND	ug/L	5.0	1		11/23/22 08:32	71-43-2	
Bromobenzene	ND	ug/L	5.0	1		11/23/22 08:32	108-86-1	
Bromochloromethane	ND	ug/L	5.0	1		11/23/22 08:32	74-97-5	
Bromodichloromethane	ND	ug/L	5.0	1		11/23/22 08:32	75-27-4	
Bromoform	ND	ug/L	5.0	1		11/23/22 08:32	75-25-2	
Bromomethane	ND	ug/L	5.0	1		11/23/22 08:32	74-83-9	
2-Butanone (MEK)	ND	ug/L	25.0	1		11/23/22 08:32	78-93-3	
n-Butylbenzene	ND	ug/L	5.0	1		11/23/22 08:32	104-51-8	
sec-Butylbenzene	ND	ug/L	5.0	1		11/23/22 08:32	135-98-8	
tert-Butylbenzene	ND	ug/L	5.0	1		11/23/22 08:32	98-06-6	
Carbon disulfide	ND	ug/L	10.0	1		11/23/22 08:32	75-15-0	
Carbon tetrachloride	ND	ug/L	5.0	1		11/23/22 08:32	56-23-5	
Chlorobenzene	ND	ug/L	5.0	1		11/23/22 08:32	108-90-7	
Chloroethane	ND	ug/L	5.0	1		11/23/22 08:32	75-00-3	
Chloroform	ND	ug/L	5.0	1		11/23/22 08:32	67-66-3	
Chloromethane	ND	ug/L	5.0	1		11/23/22 08:32	74-87-3	
2-Chlorotoluene	ND	ug/L	5.0	1		11/23/22 08:32	95-49-8	
4-Chlorotoluene	ND	ug/L	5.0	1		11/23/22 08:32	106-43-4	
Dibromochloromethane	ND	ug/L	5.0	1		11/23/22 08:32	124-48-1	
1,2-Dibromoethane (EDB)	ND	ug/L	5.0	1		11/23/22 08:32	106-93-4	
Dibromomethane	ND	ug/L	5.0	1		11/23/22 08:32	74-95-3	
1,2-Dichlorobenzene	ND	ug/L	5.0	1		11/23/22 08:32	95-50-1	
1,3-Dichlorobenzene	ND	ug/L	5.0	1		11/23/22 08:32	541-73-1	
1,4-Dichlorobenzene	ND	ug/L	5.0	1		11/23/22 08:32	106-46-7	
trans-1,4-Dichloro-2-butene	ND	ug/L	100	1		11/23/22 08:32	110-57-6	
Dichlorodifluoromethane	ND	ug/L	5.0	1		11/23/22 08:32	75-71-8	
1,1-Dichloroethane	ND	ug/L	5.0	1		11/23/22 08:32	75-34-3	
1,2-Dichloroethane	ND	ug/L	5.0	1		11/23/22 08:32	107-06-2	
1,1-Dichloroethene	ND	ug/L	5.0	1		11/23/22 08:32	75-35-4	
cis-1,2-Dichloroethene	ND	ug/L	5.0	1		11/23/22 08:32	156-59-2	
trans-1,2-Dichloroethene	ND	ug/L	5.0	1		11/23/22 08:32	156-60-5	
1,2-Dichloropropane	ND	ug/L	5.0	1		11/23/22 08:32	78-87-5	
1,3-Dichloropropane	ND	ug/L	5.0	1		11/23/22 08:32	142-28-9	
2,2-Dichloropropane	ND	ug/L	5.0	1		11/23/22 08:32	594-20-7	
1,1-Dichloropropene	ND	ug/L	5.0	1		11/23/22 08:32	563-58-6	
cis-1,3-Dichloropropene	ND	ug/L	5.0	1		11/23/22 08:32	10061-01-5	
trans-1,3-Dichloropropene	ND	ug/L	5.0	1		11/23/22 08:32	10061-02-6	
Ethylbenzene	ND	ug/L	5.0	1		11/23/22 08:32	100-41-4	
Ethyl methacrylate	ND	ug/L	100	1		11/23/22 08:32	97-63-2	
Hexachloro-1,3-butadiene	ND	ug/L	5.0	1		11/23/22 08:32	87-68-3	
n-Hexane	ND	ug/L	5.0	1		11/23/22 08:32	110-54-3	
2-Hexanone	ND	ug/L	25.0	1		11/23/22 08:32	591-78-6	
Iodomethane	ND	ug/L	10.0	1		11/23/22 08:32	74-88-4	

This report shall not be reproduced, except in full,
without the written consent of Pace Analytical Services, LLC.

Pace Analytical Services, LLC
7726 Moller Road
Indianapolis, IN 46268
(317)228-3100

ANALYTICAL RESULTS

Project: HRID 4Q2022
Pace Project No.: 50331564

Sample: Trip Blank 1 **Lab ID: 50331564072** Collected: 11/14/22 08:00 Received: 11/18/22 16:00 Matrix: Water

Parameters	Results	Units	Report Limit	DF	Prepared	Analyzed	CAS No.	Qual
8260 MSV Indiana	Analytical Method: EPA 5030/8260							
	Pace Analytical Services - Indianapolis							
Isopropylbenzene (Cumene)	ND	ug/L	5.0	1		11/23/22 08:32	98-82-8	
p-Isopropyltoluene	ND	ug/L	5.0	1		11/23/22 08:32	99-87-6	
Methylene Chloride	ND	ug/L	5.0	1		11/23/22 08:32	75-09-2	
1-Methylnaphthalene	ND	ug/L	10.0	1		11/23/22 08:32	90-12-0	
2-Methylnaphthalene	ND	ug/L	10.0	1		11/23/22 08:32	91-57-6	
4-Methyl-2-pentanone (MIBK)	ND	ug/L	25.0	1		11/23/22 08:32	108-10-1	
Methyl-tert-butyl ether	ND	ug/L	4.0	1		11/23/22 08:32	1634-04-4	
Naphthalene	ND	ug/L	1.2	1		11/23/22 08:32	91-20-3	
n-Propylbenzene	ND	ug/L	5.0	1		11/23/22 08:32	103-65-1	
Styrene	ND	ug/L	5.0	1		11/23/22 08:32	100-42-5	
1,1,1,2-Tetrachloroethane	ND	ug/L	5.0	1		11/23/22 08:32	630-20-6	
1,1,2,2-Tetrachloroethane	ND	ug/L	5.0	1		11/23/22 08:32	79-34-5	
Tetrachloroethene	ND	ug/L	5.0	1		11/23/22 08:32	127-18-4	
Toluene	ND	ug/L	5.0	1		11/23/22 08:32	108-88-3	
1,2,3-Trichlorobenzene	ND	ug/L	5.0	1		11/23/22 08:32	87-61-6	
1,2,4-Trichlorobenzene	ND	ug/L	5.0	1		11/23/22 08:32	120-82-1	
1,1,1-Trichloroethane	ND	ug/L	5.0	1		11/23/22 08:32	71-55-6	
1,1,2-Trichloroethane	ND	ug/L	5.0	1		11/23/22 08:32	79-00-5	
Trichloroethene	ND	ug/L	5.0	1		11/23/22 08:32	79-01-6	
Trichlorofluoromethane	ND	ug/L	5.0	1		11/23/22 08:32	75-69-4	
1,2,3-Trichloropropane	ND	ug/L	5.0	1		11/23/22 08:32	96-18-4	
1,2,4-Trimethylbenzene	ND	ug/L	5.0	1		11/23/22 08:32	95-63-6	
1,3,5-Trimethylbenzene	ND	ug/L	5.0	1		11/23/22 08:32	108-67-8	
Vinyl acetate	ND	ug/L	50.0	1		11/23/22 08:32	108-05-4	
Vinyl chloride	ND	ug/L	2.0	1		11/23/22 08:32	75-01-4	
Xylene (Total)	ND	ug/L	10.0	1		11/23/22 08:32	1330-20-7	
Surrogates								
Dibromofluoromethane (S)	96	%.	82-128	1		11/23/22 08:32	1868-53-7	
4-Bromofluorobenzene (S)	98	%.	79-124	1		11/23/22 08:32	460-00-4	
Toluene-d8 (S)	100	%.	73-122	1		11/23/22 08:32	2037-26-5	

This report shall not be reproduced, except in full,
without the written consent of Pace Analytical Services, LLC.

Pace Analytical Services, LLC
7726 Moller Road
Indianapolis, IN 46268
(317)228-3100

ANALYTICAL RESULTS

Project: HRID 4Q2022
Pace Project No.: 50331564

Sample: Trip Blank 2 **Lab ID: 50331564073** Collected: 11/14/22 08:00 Received: 11/18/22 16:00 Matrix: Water

Parameters	Results	Units	Report Limit	DF	Prepared	Analyzed	CAS No.	Qual
8260 MSV Indiana	Analytical Method: EPA 5030/8260							
	Pace Analytical Services - Indianapolis							
Acetone	ND	ug/L	100	1		11/23/22 09:02	67-64-1	
Acrolein	ND	ug/L	50.0	1		11/23/22 09:02	107-02-8	
Acrylonitrile	ND	ug/L	100	1		11/23/22 09:02	107-13-1	
Benzene	ND	ug/L	5.0	1		11/23/22 09:02	71-43-2	
Bromobenzene	ND	ug/L	5.0	1		11/23/22 09:02	108-86-1	
Bromochloromethane	ND	ug/L	5.0	1		11/23/22 09:02	74-97-5	
Bromodichloromethane	ND	ug/L	5.0	1		11/23/22 09:02	75-27-4	
Bromoform	ND	ug/L	5.0	1		11/23/22 09:02	75-25-2	
Bromomethane	ND	ug/L	5.0	1		11/23/22 09:02	74-83-9	
2-Butanone (MEK)	ND	ug/L	25.0	1		11/23/22 09:02	78-93-3	
n-Butylbenzene	ND	ug/L	5.0	1		11/23/22 09:02	104-51-8	
sec-Butylbenzene	ND	ug/L	5.0	1		11/23/22 09:02	135-98-8	
tert-Butylbenzene	ND	ug/L	5.0	1		11/23/22 09:02	98-06-6	
Carbon disulfide	ND	ug/L	10.0	1		11/23/22 09:02	75-15-0	
Carbon tetrachloride	ND	ug/L	5.0	1		11/23/22 09:02	56-23-5	
Chlorobenzene	ND	ug/L	5.0	1		11/23/22 09:02	108-90-7	
Chloroethane	ND	ug/L	5.0	1		11/23/22 09:02	75-00-3	
Chloroform	ND	ug/L	5.0	1		11/23/22 09:02	67-66-3	
Chloromethane	ND	ug/L	5.0	1		11/23/22 09:02	74-87-3	
2-Chlorotoluene	ND	ug/L	5.0	1		11/23/22 09:02	95-49-8	
4-Chlorotoluene	ND	ug/L	5.0	1		11/23/22 09:02	106-43-4	
Dibromochloromethane	ND	ug/L	5.0	1		11/23/22 09:02	124-48-1	
1,2-Dibromoethane (EDB)	ND	ug/L	5.0	1		11/23/22 09:02	106-93-4	
Dibromomethane	ND	ug/L	5.0	1		11/23/22 09:02	74-95-3	
1,2-Dichlorobenzene	ND	ug/L	5.0	1		11/23/22 09:02	95-50-1	
1,3-Dichlorobenzene	ND	ug/L	5.0	1		11/23/22 09:02	541-73-1	
1,4-Dichlorobenzene	ND	ug/L	5.0	1		11/23/22 09:02	106-46-7	
trans-1,4-Dichloro-2-butene	ND	ug/L	100	1		11/23/22 09:02	110-57-6	
Dichlorodifluoromethane	ND	ug/L	5.0	1		11/23/22 09:02	75-71-8	
1,1-Dichloroethane	ND	ug/L	5.0	1		11/23/22 09:02	75-34-3	
1,2-Dichloroethane	ND	ug/L	5.0	1		11/23/22 09:02	107-06-2	
1,1-Dichloroethene	ND	ug/L	5.0	1		11/23/22 09:02	75-35-4	
cis-1,2-Dichloroethene	ND	ug/L	5.0	1		11/23/22 09:02	156-59-2	
trans-1,2-Dichloroethene	ND	ug/L	5.0	1		11/23/22 09:02	156-60-5	
1,2-Dichloropropane	ND	ug/L	5.0	1		11/23/22 09:02	78-87-5	
1,3-Dichloropropane	ND	ug/L	5.0	1		11/23/22 09:02	142-28-9	
2,2-Dichloropropane	ND	ug/L	5.0	1		11/23/22 09:02	594-20-7	
1,1-Dichloropropene	ND	ug/L	5.0	1		11/23/22 09:02	563-58-6	
cis-1,3-Dichloropropene	ND	ug/L	5.0	1		11/23/22 09:02	10061-01-5	
trans-1,3-Dichloropropene	ND	ug/L	5.0	1		11/23/22 09:02	10061-02-6	
Ethylbenzene	ND	ug/L	5.0	1		11/23/22 09:02	100-41-4	
Ethyl methacrylate	ND	ug/L	100	1		11/23/22 09:02	97-63-2	
Hexachloro-1,3-butadiene	ND	ug/L	5.0	1		11/23/22 09:02	87-68-3	
n-Hexane	ND	ug/L	5.0	1		11/23/22 09:02	110-54-3	
2-Hexanone	ND	ug/L	25.0	1		11/23/22 09:02	591-78-6	
Iodomethane	ND	ug/L	10.0	1		11/23/22 09:02	74-88-4	

This report shall not be reproduced, except in full,
without the written consent of Pace Analytical Services, LLC.

Pace Analytical Services, LLC
7726 Moller Road
Indianapolis, IN 46268
(317)228-3100

ANALYTICAL RESULTS

Project: HRID 4Q2022
Pace Project No.: 50331564

Sample: Trip Blank 2 **Lab ID: 50331564073** Collected: 11/14/22 08:00 Received: 11/18/22 16:00 Matrix: Water

Parameters	Results	Units	Report Limit	DF	Prepared	Analyzed	CAS No.	Qual
8260 MSV Indiana	Analytical Method: EPA 5030/8260							
	Pace Analytical Services - Indianapolis							
Isopropylbenzene (Cumene)	ND	ug/L	5.0	1		11/23/22 09:02	98-82-8	
p-Isopropyltoluene	ND	ug/L	5.0	1		11/23/22 09:02	99-87-6	
Methylene Chloride	ND	ug/L	5.0	1		11/23/22 09:02	75-09-2	
1-Methylnaphthalene	ND	ug/L	10.0	1		11/23/22 09:02	90-12-0	
2-Methylnaphthalene	ND	ug/L	10.0	1		11/23/22 09:02	91-57-6	
4-Methyl-2-pentanone (MIBK)	ND	ug/L	25.0	1		11/23/22 09:02	108-10-1	
Methyl-tert-butyl ether	ND	ug/L	4.0	1		11/23/22 09:02	1634-04-4	
Naphthalene	ND	ug/L	1.2	1		11/23/22 09:02	91-20-3	
n-Propylbenzene	ND	ug/L	5.0	1		11/23/22 09:02	103-65-1	
Styrene	ND	ug/L	5.0	1		11/23/22 09:02	100-42-5	
1,1,1,2-Tetrachloroethane	ND	ug/L	5.0	1		11/23/22 09:02	630-20-6	
1,1,2,2-Tetrachloroethane	ND	ug/L	5.0	1		11/23/22 09:02	79-34-5	
Tetrachloroethene	ND	ug/L	5.0	1		11/23/22 09:02	127-18-4	
Toluene	ND	ug/L	5.0	1		11/23/22 09:02	108-88-3	
1,2,3-Trichlorobenzene	ND	ug/L	5.0	1		11/23/22 09:02	87-61-6	
1,2,4-Trichlorobenzene	ND	ug/L	5.0	1		11/23/22 09:02	120-82-1	
1,1,1-Trichloroethane	ND	ug/L	5.0	1		11/23/22 09:02	71-55-6	
1,1,2-Trichloroethane	ND	ug/L	5.0	1		11/23/22 09:02	79-00-5	
Trichloroethene	ND	ug/L	5.0	1		11/23/22 09:02	79-01-6	
Trichlorofluoromethane	ND	ug/L	5.0	1		11/23/22 09:02	75-69-4	
1,2,3-Trichloropropane	ND	ug/L	5.0	1		11/23/22 09:02	96-18-4	
1,2,4-Trimethylbenzene	ND	ug/L	5.0	1		11/23/22 09:02	95-63-6	
1,3,5-Trimethylbenzene	ND	ug/L	5.0	1		11/23/22 09:02	108-67-8	
Vinyl acetate	ND	ug/L	50.0	1		11/23/22 09:02	108-05-4	
Vinyl chloride	ND	ug/L	2.0	1		11/23/22 09:02	75-01-4	
Xylene (Total)	ND	ug/L	10.0	1		11/23/22 09:02	1330-20-7	
Surrogates								
Dibromofluoromethane (S)	96	%.	82-128	1		11/23/22 09:02	1868-53-7	
4-Bromofluorobenzene (S)	98	%.	79-124	1		11/23/22 09:02	460-00-4	
Toluene-d8 (S)	101	%.	73-122	1		11/23/22 09:02	2037-26-5	

This report shall not be reproduced, except in full,
without the written consent of Pace Analytical Services, LLC.

Pace Analytical Services, LLC
7726 Moller Road
Indianapolis, IN 46268
(317)228-3100

QUALITY CONTROL DATA

Project: HRID 4Q2022
Pace Project No.: 50331564

QC Batch: 707616
QC Batch Method: EPA 5030/8260
Analysis Method: EPA 5030/8260
Analysis Description: 8260 MSV
Laboratory: Pace Analytical Services - Indianapolis
Associated Lab Samples: 50331564001, 50331564002, 50331564003, 50331564004

METHOD BLANK: 3252966
Matrix: Water
Associated Lab Samples: 50331564001, 50331564002, 50331564003, 50331564004

Parameter	Units	Blank Result	Reporting Limit	Analyzed	Qualifiers
1,1,1,2-Tetrachloroethane	ug/L	ND	5.0	11/21/22 23:50	
1,1,1-Trichloroethane	ug/L	ND	5.0	11/21/22 23:50	
1,1,2,2-Tetrachloroethane	ug/L	ND	5.0	11/21/22 23:50	
1,1,2-Trichloroethane	ug/L	ND	5.0	11/21/22 23:50	
1,1-Dichloroethane	ug/L	ND	5.0	11/21/22 23:50	
1,1-Dichloroethene	ug/L	ND	5.0	11/21/22 23:50	
1,1-Dichloropropene	ug/L	ND	5.0	11/21/22 23:50	
1,2,3-Trichlorobenzene	ug/L	ND	5.0	11/21/22 23:50	
1,2,3-Trichloropropane	ug/L	ND	5.0	11/21/22 23:50	
1,2,4-Trichlorobenzene	ug/L	ND	5.0	11/21/22 23:50	
1,2,4-Trimethylbenzene	ug/L	ND	5.0	11/21/22 23:50	
1,2-Dibromoethane (EDB)	ug/L	ND	5.0	11/21/22 23:50	
1,2-Dichlorobenzene	ug/L	ND	5.0	11/21/22 23:50	
1,2-Dichloroethane	ug/L	ND	5.0	11/21/22 23:50	
1,2-Dichloropropane	ug/L	ND	5.0	11/21/22 23:50	
1,3,5-Trimethylbenzene	ug/L	ND	5.0	11/21/22 23:50	
1,3-Dichlorobenzene	ug/L	ND	5.0	11/21/22 23:50	
1,3-Dichloropropane	ug/L	ND	5.0	11/21/22 23:50	
1,4-Dichlorobenzene	ug/L	ND	5.0	11/21/22 23:50	
1-Methylnaphthalene	ug/L	ND	10.0	11/21/22 23:50	
2,2-Dichloropropane	ug/L	ND	5.0	11/21/22 23:50	
2-Butanone (MEK)	ug/L	ND	25.0	11/21/22 23:50	
2-Chlorotoluene	ug/L	ND	5.0	11/21/22 23:50	
2-Hexanone	ug/L	ND	25.0	11/21/22 23:50	
2-Methylnaphthalene	ug/L	ND	10.0	11/21/22 23:50	
4-Chlorotoluene	ug/L	ND	5.0	11/21/22 23:50	
4-Methyl-2-pentanone (MIBK)	ug/L	ND	25.0	11/21/22 23:50	
Acetone	ug/L	ND	100	11/21/22 23:50	
Acrolein	ug/L	ND	50.0	11/21/22 23:50	
Acrylonitrile	ug/L	ND	100	11/21/22 23:50	
Benzene	ug/L	ND	5.0	11/21/22 23:50	
Bromobenzene	ug/L	ND	5.0	11/21/22 23:50	
Bromochloromethane	ug/L	ND	5.0	11/21/22 23:50	
Bromodichloromethane	ug/L	ND	5.0	11/21/22 23:50	
Bromoform	ug/L	ND	5.0	11/21/22 23:50	
Bromomethane	ug/L	ND	5.0	11/21/22 23:50	
Carbon disulfide	ug/L	ND	10.0	11/21/22 23:50	
Carbon tetrachloride	ug/L	ND	5.0	11/21/22 23:50	
Chlorobenzene	ug/L	ND	5.0	11/21/22 23:50	
Chloroethane	ug/L	ND	5.0	11/21/22 23:50	

Results presented on this page are in the units indicated by the "Units" column except where an alternate unit is presented to the right of the result.

This report shall not be reproduced, except in full,
without the written consent of Pace Analytical Services, LLC.

Pace Analytical Services, LLC
7726 Moller Road
Indianapolis, IN 46268
(317)228-3100

QUALITY CONTROL DATA

Project: HRID 4Q2022
Pace Project No.: 50331564

METHOD BLANK: 3252966 Matrix: Water
Associated Lab Samples: 50331564001, 50331564002, 50331564003, 50331564004

Parameter	Units	Blank Result	Reporting Limit	Analyzed	Qualifiers
Chloroform	ug/L	ND	5.0	11/21/22 23:50	
Chloromethane	ug/L	ND	5.0	11/21/22 23:50	
cis-1,2-Dichloroethene	ug/L	ND	5.0	11/21/22 23:50	
cis-1,3-Dichloropropene	ug/L	ND	5.0	11/21/22 23:50	
Dibromochloromethane	ug/L	ND	5.0	11/21/22 23:50	
Dibromomethane	ug/L	ND	5.0	11/21/22 23:50	
Dichlorodifluoromethane	ug/L	ND	5.0	11/21/22 23:50	
Ethyl methacrylate	ug/L	ND	100	11/21/22 23:50	
Ethylbenzene	ug/L	ND	5.0	11/21/22 23:50	
Hexachloro-1,3-butadiene	ug/L	ND	5.0	11/21/22 23:50	
Iodomethane	ug/L	ND	10.0	11/21/22 23:50	
Isopropylbenzene (Cumene)	ug/L	ND	5.0	11/21/22 23:50	
Methyl-tert-butyl ether	ug/L	ND	4.0	11/21/22 23:50	
Methylene Chloride	ug/L	ND	5.0	11/21/22 23:50	
n-Butylbenzene	ug/L	ND	5.0	11/21/22 23:50	
n-Hexane	ug/L	ND	5.0	11/21/22 23:50	
n-Propylbenzene	ug/L	ND	5.0	11/21/22 23:50	
Naphthalene	ug/L	ND	1.2	11/21/22 23:50	
p-Isopropyltoluene	ug/L	ND	5.0	11/21/22 23:50	
sec-Butylbenzene	ug/L	ND	5.0	11/21/22 23:50	
Styrene	ug/L	ND	5.0	11/21/22 23:50	
tert-Butylbenzene	ug/L	ND	5.0	11/21/22 23:50	
Tetrachloroethene	ug/L	ND	5.0	11/21/22 23:50	
Toluene	ug/L	ND	5.0	11/21/22 23:50	
trans-1,2-Dichloroethene	ug/L	ND	5.0	11/21/22 23:50	
trans-1,3-Dichloropropene	ug/L	ND	5.0	11/21/22 23:50	
trans-1,4-Dichloro-2-butene	ug/L	ND	100	11/21/22 23:50	
Trichloroethene	ug/L	ND	5.0	11/21/22 23:50	
Trichlorofluoromethane	ug/L	ND	5.0	11/21/22 23:50	
Vinyl acetate	ug/L	ND	50.0	11/21/22 23:50	
Vinyl chloride	ug/L	ND	2.0	11/21/22 23:50	
Xylene (Total)	ug/L	ND	10.0	11/21/22 23:50	
4-Bromofluorobenzene (S)	%.	104	79-124	11/21/22 23:50	
Dibromofluoromethane (S)	%.	104	82-128	11/21/22 23:50	1d
Toluene-d8 (S)	%.	92	73-122	11/21/22 23:50	

LABORATORY CONTROL SAMPLE: 3252967

Parameter	Units	Spike Conc.	LCS Result	LCS % Rec	% Rec Limits	Qualifiers
1,1,1-Trichloroethane	ug/L	50	47.5	95	69-125	
1,1,2,2-Tetrachloroethane	ug/L	50	44.2	88	72-123	
1,1-Dichloroethene	ug/L	50	48.1	96	63-138	
1,2,4-Trimethylbenzene	ug/L	50	39.5	79	71-121	
1,2-Dibromoethane (EDB)	ug/L	50	46.1	92	75-123	

Results presented on this page are in the units indicated by the "Units" column except where an alternate unit is presented to the right of the result.

This report shall not be reproduced, except in full,
without the written consent of Pace Analytical Services, LLC.

Pace Analytical Services, LLC
7726 Moller Road
Indianapolis, IN 46268
(317)228-3100

QUALITY CONTROL DATA

Project: HRID 4Q2022
Pace Project No.: 50331564

LABORATORY CONTROL SAMPLE: 3252967

Parameter	Units	Spike Conc.	LCS Result	LCS % Rec	% Rec Limits	Qualifiers
1,2-Dichloroethane	ug/L	50	47.7	95	68-126	
1,2-Dichloropropane	ug/L	50	49.8	100	73-127	
1,3,5-Trimethylbenzene	ug/L	50	39.1	78	72-120	
Benzene	ug/L	50	48.9	98	76-121	
Chlorobenzene	ug/L	50	42.6	85	74-119	
Chloroform	ug/L	50	47.1	94	68-123	
cis-1,2-Dichloroethene	ug/L	50	47.9	96	73-122	
Ethylbenzene	ug/L	50	41.9	84	74-122	
Isopropylbenzene (Cumene)	ug/L	50	42.5	85	75-124	
Methyl-tert-butyl ether	ug/L	50	51.6	103	71-125	
n-Hexane	ug/L	50	47.6	95	60-132	
Naphthalene	ug/L	50	42.1	84	69-128	
Tetrachloroethene	ug/L	50	42.3	85	74-129	
Toluene	ug/L	50	40.2	80	70-118	
trans-1,2-Dichloroethene	ug/L	50	46.8	94	69-124	
Trichloroethene	ug/L	50	48.1	96	73-125	
Vinyl chloride	ug/L	50	52.0	104	46-134	
Xylene (Total)	ug/L	150	124	83	71-123	
4-Bromofluorobenzene (S)	%.			101	79-124	
Dibromofluoromethane (S)	%.			101	82-128	
Toluene-d8 (S)	%.			92	73-122	

Results presented on this page are in the units indicated by the "Units" column except where an alternate unit is presented to the right of the result.

This report shall not be reproduced, except in full,
without the written consent of Pace Analytical Services, LLC.

Pace Analytical Services, LLC
7726 Moller Road
Indianapolis, IN 46268
(317)228-3100

QUALITY CONTROL DATA

Project: HRID 4Q2022
Pace Project No.: 50331564

QC Batch: 707622
QC Batch Method: EPA 5030/8260
Analysis Method: EPA 5030/8260
Analysis Description: 8260 MSV
Laboratory: Pace Analytical Services - Indianapolis
Associated Lab Samples: 50331564005, 50331564006, 50331564007, 50331564021

METHOD BLANK: 3252980
Matrix: Water
Associated Lab Samples: 50331564005, 50331564006, 50331564007, 50331564021

Parameter	Units	Blank Result	Reporting Limit	Analyzed	Qualifiers
1,1,1,2-Tetrachloroethane	ug/L	ND	5.0	11/22/22 00:06	
1,1,1-Trichloroethane	ug/L	ND	5.0	11/22/22 00:06	
1,1,2,2-Tetrachloroethane	ug/L	ND	5.0	11/22/22 00:06	
1,1,2-Trichloroethane	ug/L	ND	5.0	11/22/22 00:06	
1,1-Dichloroethane	ug/L	ND	5.0	11/22/22 00:06	
1,1-Dichloroethene	ug/L	ND	5.0	11/22/22 00:06	
1,1-Dichloropropene	ug/L	ND	5.0	11/22/22 00:06	
1,2,3-Trichlorobenzene	ug/L	ND	5.0	11/22/22 00:06	
1,2,3-Trichloropropane	ug/L	ND	5.0	11/22/22 00:06	
1,2,4-Trichlorobenzene	ug/L	ND	5.0	11/22/22 00:06	
1,2,4-Trimethylbenzene	ug/L	ND	5.0	11/22/22 00:06	
1,2-Dibromoethane (EDB)	ug/L	ND	5.0	11/22/22 00:06	
1,2-Dichlorobenzene	ug/L	ND	5.0	11/22/22 00:06	
1,2-Dichloroethane	ug/L	ND	5.0	11/22/22 00:06	
1,2-Dichloropropane	ug/L	ND	5.0	11/22/22 00:06	
1,3,5-Trimethylbenzene	ug/L	ND	5.0	11/22/22 00:06	
1,3-Dichlorobenzene	ug/L	ND	5.0	11/22/22 00:06	
1,3-Dichloropropane	ug/L	ND	5.0	11/22/22 00:06	
1,4-Dichlorobenzene	ug/L	ND	5.0	11/22/22 00:06	
1-Methylnaphthalene	ug/L	ND	10.0	11/22/22 00:06	
2,2-Dichloropropane	ug/L	ND	5.0	11/22/22 00:06	
2-Butanone (MEK)	ug/L	ND	25.0	11/22/22 00:06	
2-Chlorotoluene	ug/L	ND	5.0	11/22/22 00:06	
2-Hexanone	ug/L	ND	25.0	11/22/22 00:06	
2-Methylnaphthalene	ug/L	ND	10.0	11/22/22 00:06	
4-Chlorotoluene	ug/L	ND	5.0	11/22/22 00:06	
4-Methyl-2-pentanone (MIBK)	ug/L	ND	25.0	11/22/22 00:06	
Acetone	ug/L	ND	100	11/22/22 00:06	
Acrolein	ug/L	ND	50.0	11/22/22 00:06	
Acrylonitrile	ug/L	ND	100	11/22/22 00:06	
Benzene	ug/L	ND	5.0	11/22/22 00:06	
Bromobenzene	ug/L	ND	5.0	11/22/22 00:06	
Bromochloromethane	ug/L	ND	5.0	11/22/22 00:06	
Bromodichloromethane	ug/L	ND	5.0	11/22/22 00:06	
Bromoform	ug/L	ND	5.0	11/22/22 00:06	
Bromomethane	ug/L	ND	5.0	11/22/22 00:06	
Carbon disulfide	ug/L	ND	10.0	11/22/22 00:06	
Carbon tetrachloride	ug/L	ND	5.0	11/22/22 00:06	
Chlorobenzene	ug/L	ND	5.0	11/22/22 00:06	
Chloroethane	ug/L	ND	5.0	11/22/22 00:06	

Results presented on this page are in the units indicated by the "Units" column except where an alternate unit is presented to the right of the result.

This report shall not be reproduced, except in full,
without the written consent of Pace Analytical Services, LLC.

Pace Analytical Services, LLC
7726 Moller Road
Indianapolis, IN 46268
(317)228-3100

QUALITY CONTROL DATA

Project: HRID 4Q2022
Pace Project No.: 50331564

METHOD BLANK: 3252980 Matrix: Water
Associated Lab Samples: 50331564005, 50331564006, 50331564007, 50331564021

Parameter	Units	Blank Result	Reporting Limit	Analyzed	Qualifiers
Chloroform	ug/L	ND	5.0	11/22/22 00:06	
Chloromethane	ug/L	ND	5.0	11/22/22 00:06	
cis-1,2-Dichloroethene	ug/L	ND	5.0	11/22/22 00:06	
cis-1,3-Dichloropropene	ug/L	ND	5.0	11/22/22 00:06	
Dibromochloromethane	ug/L	ND	5.0	11/22/22 00:06	
Dibromomethane	ug/L	ND	5.0	11/22/22 00:06	
Dichlorodifluoromethane	ug/L	ND	5.0	11/22/22 00:06	
Ethyl methacrylate	ug/L	ND	100	11/22/22 00:06	
Ethylbenzene	ug/L	ND	5.0	11/22/22 00:06	
Hexachloro-1,3-butadiene	ug/L	ND	5.0	11/22/22 00:06	
Iodomethane	ug/L	ND	10.0	11/22/22 00:06	
Isopropylbenzene (Cumene)	ug/L	ND	5.0	11/22/22 00:06	
Methyl-tert-butyl ether	ug/L	ND	4.0	11/22/22 00:06	
Methylene Chloride	ug/L	ND	5.0	11/22/22 00:06	
n-Butylbenzene	ug/L	ND	5.0	11/22/22 00:06	
n-Hexane	ug/L	ND	5.0	11/22/22 00:06	
n-Propylbenzene	ug/L	ND	5.0	11/22/22 00:06	
Naphthalene	ug/L	ND	1.2	11/22/22 00:06	
p-Isopropyltoluene	ug/L	ND	5.0	11/22/22 00:06	
sec-Butylbenzene	ug/L	ND	5.0	11/22/22 00:06	
Styrene	ug/L	ND	5.0	11/22/22 00:06	
tert-Butylbenzene	ug/L	ND	5.0	11/22/22 00:06	
Tetrachloroethene	ug/L	ND	5.0	11/22/22 00:06	
Toluene	ug/L	ND	5.0	11/22/22 00:06	
trans-1,2-Dichloroethene	ug/L	ND	5.0	11/22/22 00:06	
trans-1,3-Dichloropropene	ug/L	ND	5.0	11/22/22 00:06	
trans-1,4-Dichloro-2-butene	ug/L	ND	100	11/22/22 00:06	
Trichloroethene	ug/L	ND	5.0	11/22/22 00:06	
Trichlorofluoromethane	ug/L	ND	5.0	11/22/22 00:06	
Vinyl acetate	ug/L	ND	50.0	11/22/22 00:06	
Vinyl chloride	ug/L	ND	2.0	11/22/22 00:06	
Xylene (Total)	ug/L	ND	10.0	11/22/22 00:06	
4-Bromofluorobenzene (S)	%.	104	79-124	11/22/22 00:06	
Dibromofluoromethane (S)	%.	107	82-128	11/22/22 00:06	
Toluene-d8 (S)	%.	92	73-122	11/22/22 00:06	

LABORATORY CONTROL SAMPLE: 3252981

Parameter	Units	Spike Conc.	LCS Result	LCS % Rec	% Rec Limits	Qualifiers
1,1,1-Trichloroethane	ug/L	50	49.3	99	69-125	
1,1,2,2-Tetrachloroethane	ug/L	50	40.6	81	72-123	
1,1-Dichloroethene	ug/L	50	49.4	99	63-138	
1,2,4-Trimethylbenzene	ug/L	50	37.2	74	71-121	
1,2-Dibromoethane (EDB)	ug/L	50	44.0	88	75-123	

Results presented on this page are in the units indicated by the "Units" column except where an alternate unit is presented to the right of the result.

This report shall not be reproduced, except in full,
without the written consent of Pace Analytical Services, LLC.

Pace Analytical Services, LLC
7726 Moller Road
Indianapolis, IN 46268
(317)228-3100

QUALITY CONTROL DATA

Project: HRID 4Q2022
Pace Project No.: 50331564

LABORATORY CONTROL SAMPLE: 3252981

Parameter	Units	Spike Conc.	LCS Result	LCS % Rec	% Rec Limits	Qualifiers
1,2-Dichloroethane	ug/L	50	47.0	94	68-126	
1,2-Dichloropropane	ug/L	50	50.0	100	73-127	
1,3,5-Trimethylbenzene	ug/L	50	37.4	75	72-120	
Benzene	ug/L	50	49.1	98	76-121	
Chlorobenzene	ug/L	50	41.0	82	74-119	
Chloroform	ug/L	50	47.6	95	68-123	
cis-1,2-Dichloroethene	ug/L	50	48.6	97	73-122	
Ethylbenzene	ug/L	50	40.9	82	74-122	
Isopropylbenzene (Cumene)	ug/L	50	41.1	82	75-124	
Methyl-tert-butyl ether	ug/L	50	49.6	99	71-125	
n-Hexane	ug/L	50	45.1	90	60-132	
Naphthalene	ug/L	50	37.8	76	69-128	
Tetrachloroethene	ug/L	50	41.0	82	74-129	
Toluene	ug/L	50	40.4	81	70-118	
trans-1,2-Dichloroethene	ug/L	50	46.6	93	69-124	
Trichloroethene	ug/L	50	48.0	96	73-125	
Vinyl chloride	ug/L	50	56.4	113	46-134	
Xylene (Total)	ug/L	150	121	81	71-123	
4-Bromofluorobenzene (S)	%.			102	79-124	
Dibromofluoromethane (S)	%.			105	82-128	
Toluene-d8 (S)	%.			92	73-122	

MATRIX SPIKE & MATRIX SPIKE DUPLICATE: 3252982 3252983

Parameter	Units	50331564021 Result	MS Spike Conc.	MSD Spike Conc.	MS Result	MSD Result	MS % Rec	MSD % Rec	% Rec Limits	RPD	Max RPD	Qual
1,1,1-Trichloroethane	ug/L	ND	50	50	58.6	60.6	117	121	60-143	3	20	
1,1,2,2-Tetrachloroethane	ug/L	ND	50	50	51.0	50.9	102	102	64-135	0	20	
1,1-Dichloroethene	ug/L	ND	50	50	58.9	60.3	118	121	55-158	2	20	
1,2,4-Trimethylbenzene	ug/L	ND	50	50	42.5	44.1	85	88	41-140	4	20	
1,2-Dibromoethane (EDB)	ug/L	ND	50	50	53.7	53.6	107	107	68-136	0	20	
1,2-Dichloroethane	ug/L	ND	50	50	56.8	56.6	114	113	61-144	0	20	
1,2-Dichloropropane	ug/L	ND	50	50	60.9	61.8	122	124	67-141	2	20	
1,3,5-Trimethylbenzene	ug/L	ND	50	50	42.0	43.2	84	86	40-141	3	20	
Benzene	ug/L	ND	50	50	58.8	60.5	118	121	68-139	3	20	
Chlorobenzene	ug/L	ND	50	50	50.0	50.3	100	101	57-137	1	20	
Chloroform	ug/L	ND	50	50	56.8	58.2	114	116	61-138	2	20	
cis-1,2-Dichloroethene	ug/L	29.0	50	50	84.9	86.5	112	115	58-142	2	20	
Ethylbenzene	ug/L	ND	50	50	49.1	50.3	98	101	54-141	2	20	
Isopropylbenzene (Cumene)	ug/L	ND	50	50	50.1	51.0	100	102	48-145	2	20	
Methyl-tert-butyl ether	ug/L	ND	50	50	60.2	60.4	120	121	62-143	0	20	
n-Hexane	ug/L	ND	50	50	57.2	59.5	114	119	44-145	4	20	
Naphthalene	ug/L	ND	50	50	46.7	47.3	93	95	56-136	1	20	
Tetrachloroethene	ug/L	10.6	50	50	59.3	60.8	97	100	50-149	2	20	

Results presented on this page are in the units indicated by the "Units" column except where an alternate unit is presented to the right of the result.

REPORT OF LABORATORY ANALYSIS

This report shall not be reproduced, except in full,
without the written consent of Pace Analytical Services, LLC.

Pace Analytical Services, LLC
7726 Moller Road
Indianapolis, IN 46268
(317)228-3100

QUALITY CONTROL DATA

Project: HRID 4Q2022
Pace Project No.: 50331564

MATRIX SPIKE & MATRIX SPIKE DUPLICATE: 3252982 3252983

Parameter	Units	50331564021 Result	MS Spike Conc.	MSD Spike Conc.	MS Result	MSD Result	MS % Rec	MSD % Rec	% Rec Limits	RPD	Max RPD	Qual
Toluene	ug/L	ND	50	50	48.5	49.5	97	99	59-134	2	20	
trans-1,2-Dichloroethene	ug/L	ND	50	50	56.9	58.0	111	114	57-141	2	20	
Trichloroethene	ug/L	22.6	50	50	78.4	79.8	112	114	55-147	2	20	
Vinyl chloride	ug/L	ND	50	50	65.2	67.5	130	135	36-154	3	20	
Xylene (Total)	ug/L	ND	150	150	143	146	95	97	50-143	2	20	
4-Bromofluorobenzene (S)	%.						103	102	79-124			
Dibromofluoromethane (S)	%.						105	105	82-128			
Toluene-d8 (S)	%.						92	92	73-122			

Results presented on this page are in the units indicated by the "Units" column except where an alternate unit is presented to the right of the result.

This report shall not be reproduced, except in full,
without the written consent of Pace Analytical Services, LLC.

Pace Analytical Services, LLC
7726 Moller Road
Indianapolis, IN 46268
(317)228-3100

QUALITY CONTROL DATA

Project: HRID 4Q2022
Pace Project No.: 50331564

QC Batch: 707872
QC Batch Method: EPA 5030/8260
Analysis Method: EPA 5030/8260
Analysis Description: 8260 MSV
Laboratory: Pace Analytical Services - Indianapolis
Associated Lab Samples: 50331564008, 50331564009, 50331564010, 50331564011, 50331564012, 50331564013, 50331564014, 50331564015, 50331564023

METHOD BLANK: 3253986
Matrix: Water
Associated Lab Samples: 50331564008, 50331564009, 50331564010, 50331564011, 50331564012, 50331564013, 50331564014, 50331564015, 50331564023

Parameter	Units	Blank Result	Reporting Limit	Analyzed	Qualifiers
1,1,1,2-Tetrachloroethane	ug/L	ND	5.0	11/22/22 12:44	
1,1,1-Trichloroethane	ug/L	ND	5.0	11/22/22 12:44	
1,1,2,2-Tetrachloroethane	ug/L	ND	5.0	11/22/22 12:44	
1,1,2-Trichloroethane	ug/L	ND	5.0	11/22/22 12:44	
1,1-Dichloroethane	ug/L	ND	5.0	11/22/22 12:44	
1,1-Dichloroethene	ug/L	ND	5.0	11/22/22 12:44	
1,1-Dichloropropene	ug/L	ND	5.0	11/22/22 12:44	
1,2,3-Trichlorobenzene	ug/L	ND	5.0	11/22/22 12:44	
1,2,3-Trichloropropane	ug/L	ND	5.0	11/22/22 12:44	
1,2,4-Trichlorobenzene	ug/L	ND	5.0	11/22/22 12:44	
1,2,4-Trimethylbenzene	ug/L	ND	5.0	11/22/22 12:44	
1,2-Dibromoethane (EDB)	ug/L	ND	5.0	11/22/22 12:44	
1,2-Dichlorobenzene	ug/L	ND	5.0	11/22/22 12:44	
1,2-Dichloroethane	ug/L	ND	5.0	11/22/22 12:44	
1,2-Dichloropropane	ug/L	ND	5.0	11/22/22 12:44	
1,3,5-Trimethylbenzene	ug/L	ND	5.0	11/22/22 12:44	
1,3-Dichlorobenzene	ug/L	ND	5.0	11/22/22 12:44	
1,3-Dichloropropane	ug/L	ND	5.0	11/22/22 12:44	
1,4-Dichlorobenzene	ug/L	ND	5.0	11/22/22 12:44	
1-Methylnaphthalene	ug/L	ND	10.0	11/22/22 12:44	
2,2-Dichloropropane	ug/L	ND	5.0	11/22/22 12:44	
2-Butanone (MEK)	ug/L	ND	25.0	11/22/22 12:44	
2-Chlorotoluene	ug/L	ND	5.0	11/22/22 12:44	
2-Hexanone	ug/L	ND	25.0	11/22/22 12:44	
2-Methylnaphthalene	ug/L	ND	10.0	11/22/22 12:44	
4-Chlorotoluene	ug/L	ND	5.0	11/22/22 12:44	
4-Methyl-2-pentanone (MIBK)	ug/L	ND	25.0	11/22/22 12:44	
Acetone	ug/L	ND	100	11/22/22 12:44	
Acrolein	ug/L	ND	50.0	11/22/22 12:44	
Acrylonitrile	ug/L	ND	100	11/22/22 12:44	
Benzene	ug/L	ND	5.0	11/22/22 12:44	
Bromobenzene	ug/L	ND	5.0	11/22/22 12:44	
Bromochloromethane	ug/L	ND	5.0	11/22/22 12:44	
Bromodichloromethane	ug/L	ND	5.0	11/22/22 12:44	
Bromoform	ug/L	ND	5.0	11/22/22 12:44	
Bromomethane	ug/L	ND	5.0	11/22/22 12:44	
Carbon disulfide	ug/L	ND	10.0	11/22/22 12:44	
Carbon tetrachloride	ug/L	ND	5.0	11/22/22 12:44	
Chlorobenzene	ug/L	ND	5.0	11/22/22 12:44	

Results presented on this page are in the units indicated by the "Units" column except where an alternate unit is presented to the right of the result.

This report shall not be reproduced, except in full,
without the written consent of Pace Analytical Services, LLC.

Pace Analytical Services, LLC
7726 Moller Road
Indianapolis, IN 46268
(317)228-3100

QUALITY CONTROL DATA

Project: HRID 4Q2022
Pace Project No.: 50331564

METHOD BLANK: 3253986 Matrix: Water

Associated Lab Samples: 50331564008, 50331564009, 50331564010, 50331564011, 50331564012, 50331564013, 50331564014, 50331564015, 50331564023

Parameter	Units	Blank Result	Reporting Limit	Analyzed	Qualifiers
Chloroethane	ug/L	ND	5.0	11/22/22 12:44	
Chloroform	ug/L	ND	5.0	11/22/22 12:44	
Chloromethane	ug/L	ND	5.0	11/22/22 12:44	
cis-1,2-Dichloroethene	ug/L	ND	5.0	11/22/22 12:44	
cis-1,3-Dichloropropene	ug/L	ND	5.0	11/22/22 12:44	
Dibromochloromethane	ug/L	ND	5.0	11/22/22 12:44	
Dibromomethane	ug/L	ND	5.0	11/22/22 12:44	
Dichlorodifluoromethane	ug/L	ND	5.0	11/22/22 12:44	
Ethyl methacrylate	ug/L	ND	100	11/22/22 12:44	
Ethylbenzene	ug/L	ND	5.0	11/22/22 12:44	
Hexachloro-1,3-butadiene	ug/L	ND	5.0	11/22/22 12:44	
Iodomethane	ug/L	ND	10.0	11/22/22 12:44	
Isopropylbenzene (Cumene)	ug/L	ND	5.0	11/22/22 12:44	
Methyl-tert-butyl ether	ug/L	ND	4.0	11/22/22 12:44	
Methylene Chloride	ug/L	ND	5.0	11/22/22 12:44	
n-Butylbenzene	ug/L	ND	5.0	11/22/22 12:44	
n-Hexane	ug/L	ND	5.0	11/22/22 12:44	
n-Propylbenzene	ug/L	ND	5.0	11/22/22 12:44	
Naphthalene	ug/L	ND	1.2	11/22/22 12:44	
p-Isopropyltoluene	ug/L	ND	5.0	11/22/22 12:44	
sec-Butylbenzene	ug/L	ND	5.0	11/22/22 12:44	
Styrene	ug/L	ND	5.0	11/22/22 12:44	
tert-Butylbenzene	ug/L	ND	5.0	11/22/22 12:44	
Tetrachloroethene	ug/L	ND	5.0	11/22/22 12:44	
Toluene	ug/L	ND	5.0	11/22/22 12:44	
trans-1,2-Dichloroethene	ug/L	ND	5.0	11/22/22 12:44	
trans-1,3-Dichloropropene	ug/L	ND	5.0	11/22/22 12:44	
trans-1,4-Dichloro-2-butene	ug/L	ND	100	11/22/22 12:44	
Trichloroethene	ug/L	ND	5.0	11/22/22 12:44	
Trichlorofluoromethane	ug/L	ND	5.0	11/22/22 12:44	
Vinyl acetate	ug/L	ND	50.0	11/22/22 12:44	
Vinyl chloride	ug/L	ND	2.0	11/22/22 12:44	
Xylene (Total)	ug/L	ND	10.0	11/22/22 12:44	
4-Bromofluorobenzene (S)	%.	99	79-124	11/22/22 12:44	
Dibromofluoromethane (S)	%.	96	82-128	11/22/22 12:44	1d
Toluene-d8 (S)	%.	100	73-122	11/22/22 12:44	

LABORATORY CONTROL SAMPLE: 3253987

Parameter	Units	Spike Conc.	LCS Result	LCS % Rec	% Rec Limits	Qualifiers
1,1,1,2-Tetrachloroethane	ug/L	50	47.7	95	77-125	
1,1,1-Trichloroethane	ug/L	50	42.0	84	69-125	
1,1,2,2-Tetrachloroethane	ug/L	50	45.5	91	72-123	

Results presented on this page are in the units indicated by the "Units" column except where an alternate unit is presented to the right of the result.

REPORT OF LABORATORY ANALYSIS

This report shall not be reproduced, except in full,
without the written consent of Pace Analytical Services, LLC.

Pace Analytical Services, LLC
7726 Moller Road
Indianapolis, IN 46268
(317)228-3100

QUALITY CONTROL DATA

Project: HRID 4Q2022
Pace Project No.: 50331564

LABORATORY CONTROL SAMPLE: 3253987

Parameter	Units	Spike Conc.	LCS Result	LCS % Rec	% Rec Limits	Qualifiers
1,1,2-Trichloroethane	ug/L	50	45.2	90	73-124	
1,1-Dichloroethane	ug/L	50	42.6	85	71-124	
1,1-Dichloroethene	ug/L	50	43.2	86	63-138	
1,1-Dichloropropene	ug/L	50	46.7	93	80-142	
1,2,3-Trichlorobenzene	ug/L	50	44.6	89	67-134	
1,2,3-Trichloropropane	ug/L	50	43.8	88	75-122	
1,2,4-Trichlorobenzene	ug/L	50	43.6	87	68-132	
1,2,4-Trimethylbenzene	ug/L	50	45.1	90	71-121	
1,2-Dibromoethane (EDB)	ug/L	50	45.9	92	75-123	
1,2-Dichlorobenzene	ug/L	50	45.0	90	76-118	
1,2-Dichloroethane	ug/L	50	40.4	81	68-126	
1,2-Dichloropropane	ug/L	50	43.5	87	73-127	
1,3,5-Trimethylbenzene	ug/L	50	44.7	89	72-120	
1,3-Dichlorobenzene	ug/L	50	44.9	90	75-119	
1,3-Dichloropropane	ug/L	50	45.7	91	77-125	
1,4-Dichlorobenzene	ug/L	50	44.3	89	74-118	
1-Methylnaphthalene	ug/L	50	40.2	80	51-164	
2,2-Dichloropropane	ug/L	50	42.2	84	52-137	
2-Butanone (MEK)	ug/L	250	226	90	57-130	
2-Chlorotoluene	ug/L	50	44.2	88	69-123	
2-Hexanone	ug/L	250	226	91	57-130	
2-Methylnaphthalene	ug/L	50	38.4	77	57-159	
4-Chlorotoluene	ug/L	50	45.0	90	74-122	
4-Methyl-2-pentanone (MIBK)	ug/L	250	230	92	58-134	
Acetone	ug/L	250	214	86	41-133	
Acrolein	ug/L	1000	983	98	43-124	
Acrylonitrile	ug/L	250	219	88	66-131	
Benzene	ug/L	50	43.1	86	76-121	
Bromobenzene	ug/L	50	43.4	87	67-127	
Bromochloromethane	ug/L	50	41.3	83	65-126	
Bromodichloromethane	ug/L	50	42.9	86	72-125	
Bromoform	ug/L	50	46.3	93	57-134	
Bromomethane	ug/L	50	51.0	102	10-187	
Carbon disulfide	ug/L	50	42.3	85	59-125	
Carbon tetrachloride	ug/L	50	43.4	87	71-134	
Chlorobenzene	ug/L	50	45.4	91	74-119	
Chloroethane	ug/L	50	46.5	93	49-152	
Chloroform	ug/L	50	41.4	83	68-123	
Chloromethane	ug/L	50	48.6	97	33-133	
cis-1,2-Dichloroethene	ug/L	50	42.4	85	73-122	
cis-1,3-Dichloropropene	ug/L	50	46.9	94	69-128	
Dibromochloromethane	ug/L	50	47.0	94	69-127	
Dibromomethane	ug/L	50	42.1	84	74-126	
Dichlorodifluoromethane	ug/L	50	37.4	75	19-136	
Ethyl methacrylate	ug/L	50	47.7J	95	65-127	
Ethylbenzene	ug/L	50	45.5	91	74-122	
Hexachloro-1,3-butadiene	ug/L	50	45.7	91	65-140	

Results presented on this page are in the units indicated by the "Units" column except where an alternate unit is presented to the right of the result.

This report shall not be reproduced, except in full,
without the written consent of Pace Analytical Services, LLC.

Pace Analytical Services, LLC
7726 Moller Road
Indianapolis, IN 46268
(317)228-3100

QUALITY CONTROL DATA

Project: HRID 4Q2022
Pace Project No.: 50331564

LABORATORY CONTROL SAMPLE: 3253987

Parameter	Units	Spike Conc.	LCS Result	LCS % Rec	% Rec Limits	Qualifiers
Iodomethane	ug/L	50	43.2	86	10-181	
Isopropylbenzene (Cumene)	ug/L	50	45.7	91	75-124	
Methyl-tert-butyl ether	ug/L	50	42.6	85	71-125	
Methylene Chloride	ug/L	50	42.1	84	71-125	
n-Butylbenzene	ug/L	50	46.1	92	68-124	
n-Hexane	ug/L	50	43.2	86	60-132	
n-Propylbenzene	ug/L	50	46.5	93	75-122	
Naphthalene	ug/L	50	43.8	88	69-128	
p-Isopropyltoluene	ug/L	50	45.5	91	73-125	
sec-Butylbenzene	ug/L	50	46.8	94	76-125	
Styrene	ug/L	50	46.4	93	74-126	
tert-Butylbenzene	ug/L	50	46.4	93	69-123	
Tetrachloroethene	ug/L	50	45.5	91	74-129	
Toluene	ug/L	50	42.5	85	70-118	
trans-1,2-Dichloroethene	ug/L	50	42.4	85	69-124	
trans-1,3-Dichloropropene	ug/L	50	46.1	92	66-125	
trans-1,4-Dichloro-2-butene	ug/L	50	51.7J	103	43-155	
Trichloroethene	ug/L	50	42.6	85	73-125	
Trichlorofluoromethane	ug/L	50	46.6	93	56-139	
Vinyl acetate	ug/L	200	212	106	46-101	L1
Vinyl chloride	ug/L	50	47.5	95	46-134	
Xylene (Total)	ug/L	150	134	90	71-123	
4-Bromofluorobenzene (S)	%.			97	79-124	
Dibromofluoromethane (S)	%.			94	82-128	
Toluene-d8 (S)	%.			100	73-122	

Results presented on this page are in the units indicated by the "Units" column except where an alternate unit is presented to the right of the result.

This report shall not be reproduced, except in full,
without the written consent of Pace Analytical Services, LLC.

Pace Analytical Services, LLC
7726 Moller Road
Indianapolis, IN 46268
(317)228-3100

QUALITY CONTROL DATA

Project: HRID 4Q2022
Pace Project No.: 50331564

QC Batch: 707873
QC Batch Method: EPA 5030/8260
Analysis Method: EPA 5030/8260
Analysis Description: 8260 MSV
Laboratory: Pace Analytical Services - Indianapolis
Associated Lab Samples: 50331564072, 50331564073

METHOD BLANK: 3253988
Matrix: Water
Associated Lab Samples: 50331564072, 50331564073

Parameter	Units	Blank Result	Reporting Limit	Analyzed	Qualifiers
1,1,1,2-Tetrachloroethane	ug/L	ND	5.0	11/23/22 00:55	
1,1,1-Trichloroethane	ug/L	ND	5.0	11/23/22 00:55	
1,1,2,2-Tetrachloroethane	ug/L	ND	5.0	11/23/22 00:55	
1,1,2-Trichloroethane	ug/L	ND	5.0	11/23/22 00:55	
1,1-Dichloroethane	ug/L	ND	5.0	11/23/22 00:55	
1,1-Dichloroethene	ug/L	ND	5.0	11/23/22 00:55	
1,1-Dichloropropene	ug/L	ND	5.0	11/23/22 00:55	
1,2,3-Trichlorobenzene	ug/L	ND	5.0	11/23/22 00:55	
1,2,3-Trichloropropane	ug/L	ND	5.0	11/23/22 00:55	
1,2,4-Trichlorobenzene	ug/L	ND	5.0	11/23/22 00:55	
1,2,4-Trimethylbenzene	ug/L	ND	5.0	11/23/22 00:55	
1,2-Dibromoethane (EDB)	ug/L	ND	5.0	11/23/22 00:55	
1,2-Dichlorobenzene	ug/L	ND	5.0	11/23/22 00:55	
1,2-Dichloroethane	ug/L	ND	5.0	11/23/22 00:55	
1,2-Dichloropropane	ug/L	ND	5.0	11/23/22 00:55	
1,3,5-Trimethylbenzene	ug/L	ND	5.0	11/23/22 00:55	
1,3-Dichlorobenzene	ug/L	ND	5.0	11/23/22 00:55	
1,3-Dichloropropane	ug/L	ND	5.0	11/23/22 00:55	
1,4-Dichlorobenzene	ug/L	ND	5.0	11/23/22 00:55	
1-Methylnaphthalene	ug/L	ND	10.0	11/23/22 00:55	
2,2-Dichloropropane	ug/L	ND	5.0	11/23/22 00:55	
2-Butanone (MEK)	ug/L	ND	25.0	11/23/22 00:55	
2-Chlorotoluene	ug/L	ND	5.0	11/23/22 00:55	
2-Hexanone	ug/L	ND	25.0	11/23/22 00:55	
2-Methylnaphthalene	ug/L	ND	10.0	11/23/22 00:55	
4-Chlorotoluene	ug/L	ND	5.0	11/23/22 00:55	
4-Methyl-2-pentanone (MIBK)	ug/L	ND	25.0	11/23/22 00:55	
Acetone	ug/L	ND	100	11/23/22 00:55	
Acrolein	ug/L	ND	50.0	11/23/22 00:55	
Acrylonitrile	ug/L	ND	100	11/23/22 00:55	
Benzene	ug/L	ND	5.0	11/23/22 00:55	
Bromobenzene	ug/L	ND	5.0	11/23/22 00:55	
Bromochloromethane	ug/L	ND	5.0	11/23/22 00:55	
Bromodichloromethane	ug/L	ND	5.0	11/23/22 00:55	
Bromoform	ug/L	ND	5.0	11/23/22 00:55	
Bromomethane	ug/L	ND	5.0	11/23/22 00:55	
Carbon disulfide	ug/L	ND	10.0	11/23/22 00:55	
Carbon tetrachloride	ug/L	ND	5.0	11/23/22 00:55	
Chlorobenzene	ug/L	ND	5.0	11/23/22 00:55	
Chloroethane	ug/L	ND	5.0	11/23/22 00:55	

Results presented on this page are in the units indicated by the "Units" column except where an alternate unit is presented to the right of the result.

This report shall not be reproduced, except in full,
without the written consent of Pace Analytical Services, LLC.

Pace Analytical Services, LLC
7726 Moller Road
Indianapolis, IN 46268
(317)228-3100

QUALITY CONTROL DATA

Project: HRID 4Q2022
Pace Project No.: 50331564

METHOD BLANK: 3253988 Matrix: Water
Associated Lab Samples: 50331564072, 50331564073

Parameter	Units	Blank Result	Reporting Limit	Analyzed	Qualifiers
Chloroform	ug/L	ND	5.0	11/23/22 00:55	
Chloromethane	ug/L	ND	5.0	11/23/22 00:55	
cis-1,2-Dichloroethene	ug/L	ND	5.0	11/23/22 00:55	
cis-1,3-Dichloropropene	ug/L	ND	5.0	11/23/22 00:55	
Dibromochloromethane	ug/L	ND	5.0	11/23/22 00:55	
Dibromomethane	ug/L	ND	5.0	11/23/22 00:55	
Dichlorodifluoromethane	ug/L	ND	5.0	11/23/22 00:55	
Ethyl methacrylate	ug/L	ND	100	11/23/22 00:55	
Ethylbenzene	ug/L	ND	5.0	11/23/22 00:55	
Hexachloro-1,3-butadiene	ug/L	ND	5.0	11/23/22 00:55	
Iodomethane	ug/L	ND	10.0	11/23/22 00:55	
Isopropylbenzene (Cumene)	ug/L	ND	5.0	11/23/22 00:55	
Methyl-tert-butyl ether	ug/L	ND	4.0	11/23/22 00:55	
Methylene Chloride	ug/L	ND	5.0	11/23/22 00:55	
n-Butylbenzene	ug/L	ND	5.0	11/23/22 00:55	
n-Hexane	ug/L	ND	5.0	11/23/22 00:55	
n-Propylbenzene	ug/L	ND	5.0	11/23/22 00:55	
Naphthalene	ug/L	ND	1.2	11/23/22 00:55	
p-Isopropyltoluene	ug/L	ND	5.0	11/23/22 00:55	
sec-Butylbenzene	ug/L	ND	5.0	11/23/22 00:55	
Styrene	ug/L	ND	5.0	11/23/22 00:55	
tert-Butylbenzene	ug/L	ND	5.0	11/23/22 00:55	
Tetrachloroethene	ug/L	ND	5.0	11/23/22 00:55	
Toluene	ug/L	ND	5.0	11/23/22 00:55	
trans-1,2-Dichloroethene	ug/L	ND	5.0	11/23/22 00:55	
trans-1,3-Dichloropropene	ug/L	ND	5.0	11/23/22 00:55	
trans-1,4-Dichloro-2-butene	ug/L	ND	100	11/23/22 00:55	
Trichloroethene	ug/L	ND	5.0	11/23/22 00:55	
Trichlorofluoromethane	ug/L	ND	5.0	11/23/22 00:55	
Vinyl acetate	ug/L	ND	50.0	11/23/22 00:55	
Vinyl chloride	ug/L	ND	2.0	11/23/22 00:55	
Xylene (Total)	ug/L	ND	10.0	11/23/22 00:55	
4-Bromofluorobenzene (S)	%.	100	79-124	11/23/22 00:55	
Dibromofluoromethane (S)	%.	95	82-128	11/23/22 00:55	1d
Toluene-d8 (S)	%.	102	73-122	11/23/22 00:55	

LABORATORY CONTROL SAMPLE: 3253989

Parameter	Units	Spike Conc.	LCS Result	LCS % Rec	% Rec Limits	Qualifiers
1,1,1-Trichloroethane	ug/L	50	41.3	83	69-125	
1,1,2,2-Tetrachloroethane	ug/L	50	45.0	90	72-123	
1,1-Dichloroethene	ug/L	50	42.0	84	63-138	
1,2,4-Trimethylbenzene	ug/L	50	44.4	89	71-121	
1,2-Dibromoethane (EDB)	ug/L	50	46.3	93	75-123	

Results presented on this page are in the units indicated by the "Units" column except where an alternate unit is presented to the right of the result.

This report shall not be reproduced, except in full,
without the written consent of Pace Analytical Services, LLC.

Pace Analytical Services, LLC
7726 Moller Road
Indianapolis, IN 46268
(317)228-3100

QUALITY CONTROL DATA

Project: HRID 4Q2022
Pace Project No.: 50331564

LABORATORY CONTROL SAMPLE: 3253989

Parameter	Units	Spike Conc.	LCS Result	LCS % Rec	% Rec Limits	Qualifiers
1,2-Dichloroethane	ug/L	50	39.1	78	68-126	
1,2-Dichloropropane	ug/L	50	42.1	84	73-127	
1,3,5-Trimethylbenzene	ug/L	50	44.1	88	72-120	
Benzene	ug/L	50	42.2	84	76-121	
Chlorobenzene	ug/L	50	45.0	90	74-119	
Chloroform	ug/L	50	40.4	81	68-123	
cis-1,2-Dichloroethene	ug/L	50	41.7	83	73-122	
Ethylbenzene	ug/L	50	45.4	91	74-122	
Isopropylbenzene (Cumene)	ug/L	50	45.6	91	75-124	
Methyl-tert-butyl ether	ug/L	50	41.9	84	71-125	
n-Hexane	ug/L	50	41.5	83	60-132	
Naphthalene	ug/L	50	42.8	86	69-128	
Tetrachloroethene	ug/L	50	45.4	91	74-129	
Toluene	ug/L	50	42.9	86	70-118	
trans-1,2-Dichloroethene	ug/L	50	40.1	80	69-124	
Trichloroethene	ug/L	50	41.8	84	73-125	
Vinyl chloride	ug/L	50	45.6	91	46-134	
Xylene (Total)	ug/L	150	132	88	71-123	
4-Bromofluorobenzene (S)	%.			96	79-124	
Dibromofluoromethane (S)	%.			93	82-128	
Toluene-d8 (S)	%.			102	73-122	

Results presented on this page are in the units indicated by the "Units" column except where an alternate unit is presented to the right of the result.

This report shall not be reproduced, except in full,
without the written consent of Pace Analytical Services, LLC.

Pace Analytical Services, LLC
7726 Moller Road
Indianapolis, IN 46268
(317)228-3100

QUALITY CONTROL DATA

Project: HRID 4Q2022
Pace Project No.: 50331564

QC Batch: 707878
QC Batch Method: EPA 5030/8260
Analysis Method: EPA 5030/8260
Analysis Description: 8260 MSV
Laboratory: Pace Analytical Services - Indianapolis
Associated Lab Samples: 50331564016, 50331564017, 50331564018, 50331564019, 50331564020, 50331564022, 50331564043

METHOD BLANK: 3254004
Matrix: Water
Associated Lab Samples: 50331564016, 50331564017, 50331564018, 50331564019, 50331564020, 50331564022, 50331564043

Parameter	Units	Blank Result	Reporting Limit	Analyzed	Qualifiers
1,1,1,2-Tetrachloroethane	ug/L	ND	5.0	11/22/22 13:00	
1,1,1-Trichloroethane	ug/L	ND	5.0	11/22/22 13:00	
1,1,2,2-Tetrachloroethane	ug/L	ND	5.0	11/22/22 13:00	
1,1,2-Trichloroethane	ug/L	ND	5.0	11/22/22 13:00	
1,1-Dichloroethane	ug/L	ND	5.0	11/22/22 13:00	
1,1-Dichloroethene	ug/L	ND	5.0	11/22/22 13:00	
1,1-Dichloropropene	ug/L	ND	5.0	11/22/22 13:00	
1,2,3-Trichlorobenzene	ug/L	ND	5.0	11/22/22 13:00	
1,2,3-Trichloropropane	ug/L	ND	5.0	11/22/22 13:00	
1,2,4-Trichlorobenzene	ug/L	ND	5.0	11/22/22 13:00	
1,2,4-Trimethylbenzene	ug/L	ND	5.0	11/22/22 13:00	
1,2-Dibromoethane (EDB)	ug/L	ND	5.0	11/22/22 13:00	
1,2-Dichlorobenzene	ug/L	ND	5.0	11/22/22 13:00	
1,2-Dichloroethane	ug/L	ND	5.0	11/22/22 13:00	
1,2-Dichloropropane	ug/L	ND	5.0	11/22/22 13:00	
1,3,5-Trimethylbenzene	ug/L	ND	5.0	11/22/22 13:00	
1,3-Dichlorobenzene	ug/L	ND	5.0	11/22/22 13:00	
1,3-Dichloropropane	ug/L	ND	5.0	11/22/22 13:00	
1,4-Dichlorobenzene	ug/L	ND	5.0	11/22/22 13:00	
1-Methylnaphthalene	ug/L	ND	10.0	11/22/22 13:00	
2,2-Dichloropropane	ug/L	ND	5.0	11/22/22 13:00	
2-Butanone (MEK)	ug/L	ND	25.0	11/22/22 13:00	
2-Chlorotoluene	ug/L	ND	5.0	11/22/22 13:00	
2-Hexanone	ug/L	ND	25.0	11/22/22 13:00	
2-Methylnaphthalene	ug/L	ND	10.0	11/22/22 13:00	
4-Chlorotoluene	ug/L	ND	5.0	11/22/22 13:00	
4-Methyl-2-pentanone (MIBK)	ug/L	ND	25.0	11/22/22 13:00	
Acetone	ug/L	ND	100	11/22/22 13:00	
Acrolein	ug/L	ND	50.0	11/22/22 13:00	
Acrylonitrile	ug/L	ND	100	11/22/22 13:00	
Benzene	ug/L	ND	5.0	11/22/22 13:00	
Bromobenzene	ug/L	ND	5.0	11/22/22 13:00	
Bromochloromethane	ug/L	ND	5.0	11/22/22 13:00	
Bromodichloromethane	ug/L	ND	5.0	11/22/22 13:00	
Bromoform	ug/L	ND	5.0	11/22/22 13:00	
Bromomethane	ug/L	ND	5.0	11/22/22 13:00	
Carbon disulfide	ug/L	ND	10.0	11/22/22 13:00	
Carbon tetrachloride	ug/L	ND	5.0	11/22/22 13:00	
Chlorobenzene	ug/L	ND	5.0	11/22/22 13:00	
Chloroethane	ug/L	ND	5.0	11/22/22 13:00	

Results presented on this page are in the units indicated by the "Units" column except where an alternate unit is presented to the right of the result.

This report shall not be reproduced, except in full,
without the written consent of Pace Analytical Services, LLC.

Pace Analytical Services, LLC
7726 Moller Road
Indianapolis, IN 46268
(317)228-3100

QUALITY CONTROL DATA

Project: HRID 4Q2022
Pace Project No.: 50331564

METHOD BLANK: 3254004 Matrix: Water
Associated Lab Samples: 50331564016, 50331564017, 50331564018, 50331564019, 50331564020, 50331564022, 50331564043

Parameter	Units	Blank Result	Reporting Limit	Analyzed	Qualifiers
Chloroform	ug/L	ND	5.0	11/22/22 13:00	
Chloromethane	ug/L	ND	5.0	11/22/22 13:00	
cis-1,2-Dichloroethene	ug/L	ND	5.0	11/22/22 13:00	
cis-1,3-Dichloropropene	ug/L	ND	5.0	11/22/22 13:00	
Dibromochloromethane	ug/L	ND	5.0	11/22/22 13:00	
Dibromomethane	ug/L	ND	5.0	11/22/22 13:00	
Dichlorodifluoromethane	ug/L	ND	5.0	11/22/22 13:00	
Ethyl methacrylate	ug/L	ND	100	11/22/22 13:00	
Ethylbenzene	ug/L	ND	5.0	11/22/22 13:00	
Hexachloro-1,3-butadiene	ug/L	ND	5.0	11/22/22 13:00	
Iodomethane	ug/L	ND	10.0	11/22/22 13:00	
Isopropylbenzene (Cumene)	ug/L	ND	5.0	11/22/22 13:00	
Methyl-tert-butyl ether	ug/L	ND	4.0	11/22/22 13:00	
Methylene Chloride	ug/L	ND	5.0	11/22/22 13:00	
n-Butylbenzene	ug/L	ND	5.0	11/22/22 13:00	
n-Hexane	ug/L	ND	5.0	11/22/22 13:00	
n-Propylbenzene	ug/L	ND	5.0	11/22/22 13:00	
Naphthalene	ug/L	ND	1.2	11/22/22 13:00	
p-Isopropyltoluene	ug/L	ND	5.0	11/22/22 13:00	
sec-Butylbenzene	ug/L	ND	5.0	11/22/22 13:00	
Styrene	ug/L	ND	5.0	11/22/22 13:00	
tert-Butylbenzene	ug/L	ND	5.0	11/22/22 13:00	
Tetrachloroethene	ug/L	ND	5.0	11/22/22 13:00	
Toluene	ug/L	ND	5.0	11/22/22 13:00	
trans-1,2-Dichloroethene	ug/L	ND	5.0	11/22/22 13:00	
trans-1,3-Dichloropropene	ug/L	ND	5.0	11/22/22 13:00	
trans-1,4-Dichloro-2-butene	ug/L	ND	100	11/22/22 13:00	
Trichloroethene	ug/L	ND	5.0	11/22/22 13:00	
Trichlorofluoromethane	ug/L	ND	5.0	11/22/22 13:00	
Vinyl acetate	ug/L	ND	50.0	11/22/22 13:00	
Vinyl chloride	ug/L	ND	2.0	11/22/22 13:00	
Xylene (Total)	ug/L	ND	10.0	11/22/22 13:00	
4-Bromofluorobenzene (S)	%.	100	79-124	11/22/22 13:00	
Dibromofluoromethane (S)	%.	98	82-128	11/22/22 13:00	1d
Toluene-d8 (S)	%.	100	73-122	11/22/22 13:00	

LABORATORY CONTROL SAMPLE: 3254005

Parameter	Units	Spike Conc.	LCS Result	LCS % Rec	% Rec Limits	Qualifiers
1,1,1-Trichloroethane	ug/L	50	49.2	98	69-125	
1,1,2,2-Tetrachloroethane	ug/L	50	49.5	99	72-123	
1,1-Dichloroethene	ug/L	50	50.3	101	63-138	
1,2,4-Trimethylbenzene	ug/L	50	51.5	103	71-121	
1,2-Dibromoethane (EDB)	ug/L	50	51.9	104	75-123	

Results presented on this page are in the units indicated by the "Units" column except where an alternate unit is presented to the right of the result.

This report shall not be reproduced, except in full,
without the written consent of Pace Analytical Services, LLC.

Pace Analytical Services, LLC
7726 Moller Road
Indianapolis, IN 46268
(317)228-3100

QUALITY CONTROL DATA

Project: HRID 4Q2022
Pace Project No.: 50331564

LABORATORY CONTROL SAMPLE: 3254005

Parameter	Units	Spike Conc.	LCS Result	LCS % Rec	% Rec Limits	Qualifiers
1,2-Dichloroethane	ug/L	50	45.2	90	68-126	
1,2-Dichloropropane	ug/L	50	49.6	99	73-127	
1,3,5-Trimethylbenzene	ug/L	50	51.0	102	72-120	
Benzene	ug/L	50	49.0	98	76-121	
Chlorobenzene	ug/L	50	51.1	102	74-119	
Chloroform	ug/L	50	47.2	94	68-123	
cis-1,2-Dichloroethene	ug/L	50	48.8	98	73-122	
Ethylbenzene	ug/L	50	51.2	102	74-122	
Isopropylbenzene (Cumene)	ug/L	50	52.3	105	75-124	
Methyl-tert-butyl ether	ug/L	50	47.1	94	71-125	
n-Hexane	ug/L	50	49.0	98	60-132	
Naphthalene	ug/L	50	49.5	99	69-128	
Tetrachloroethene	ug/L	50	52.7	105	74-129	
Toluene	ug/L	50	49.6	99	70-118	
trans-1,2-Dichloroethene	ug/L	50	48.5	97	69-124	
Trichloroethene	ug/L	50	49.6	99	73-125	
Vinyl chloride	ug/L	50	56.5	113	46-134	
Xylene (Total)	ug/L	150	153	102	71-123	
4-Bromofluorobenzene (S)	%.			97	79-124	
Dibromofluoromethane (S)	%.			96	82-128	
Toluene-d8 (S)	%.			100	73-122	

Results presented on this page are in the units indicated by the "Units" column except where an alternate unit is presented to the right of the result.

This report shall not be reproduced, except in full,
without the written consent of Pace Analytical Services, LLC.

Pace Analytical Services, LLC
7726 Moller Road
Indianapolis, IN 46268
(317)228-3100

QUALITY CONTROL DATA

Project: HRID 4Q2022
Pace Project No.: 50331564

QC Batch: 707880
QC Batch Method: EPA 5030/8260
Analysis Method: EPA 5030/8260
Analysis Description: 8260 MSV
Laboratory: Pace Analytical Services - Indianapolis
Associated Lab Samples: 50331564038

METHOD BLANK: 3254010
Matrix: Water
Associated Lab Samples: 50331564038

Parameter	Units	Blank Result	Reporting Limit	Analyzed	Qualifiers
1,1,1,2-Tetrachloroethane	ug/L	ND	5.0	11/23/22 01:10	
1,1,1-Trichloroethane	ug/L	ND	5.0	11/23/22 01:10	
1,1,2,2-Tetrachloroethane	ug/L	ND	5.0	11/23/22 01:10	
1,1,2-Trichloroethane	ug/L	ND	5.0	11/23/22 01:10	
1,1-Dichloroethane	ug/L	ND	5.0	11/23/22 01:10	
1,1-Dichloroethene	ug/L	ND	5.0	11/23/22 01:10	
1,1-Dichloropropene	ug/L	ND	5.0	11/23/22 01:10	
1,2,3-Trichlorobenzene	ug/L	ND	5.0	11/23/22 01:10	
1,2,3-Trichloropropane	ug/L	ND	5.0	11/23/22 01:10	
1,2,4-Trichlorobenzene	ug/L	ND	5.0	11/23/22 01:10	
1,2,4-Trimethylbenzene	ug/L	ND	5.0	11/23/22 01:10	
1,2-Dibromoethane (EDB)	ug/L	ND	5.0	11/23/22 01:10	
1,2-Dichlorobenzene	ug/L	ND	5.0	11/23/22 01:10	
1,2-Dichloroethane	ug/L	ND	5.0	11/23/22 01:10	
1,2-Dichloropropane	ug/L	ND	5.0	11/23/22 01:10	
1,3,5-Trimethylbenzene	ug/L	ND	5.0	11/23/22 01:10	
1,3-Dichlorobenzene	ug/L	ND	5.0	11/23/22 01:10	
1,3-Dichloropropane	ug/L	ND	5.0	11/23/22 01:10	
1,4-Dichlorobenzene	ug/L	ND	5.0	11/23/22 01:10	
1-Methylnaphthalene	ug/L	ND	10.0	11/23/22 01:10	
2,2-Dichloropropane	ug/L	ND	5.0	11/23/22 01:10	
2-Butanone (MEK)	ug/L	ND	25.0	11/23/22 01:10	
2-Chlorotoluene	ug/L	ND	5.0	11/23/22 01:10	
2-Hexanone	ug/L	ND	25.0	11/23/22 01:10	
2-Methylnaphthalene	ug/L	ND	10.0	11/23/22 01:10	
4-Chlorotoluene	ug/L	ND	5.0	11/23/22 01:10	
4-Methyl-2-pentanone (MIBK)	ug/L	ND	25.0	11/23/22 01:10	
Acetone	ug/L	ND	100	11/23/22 01:10	
Acrolein	ug/L	ND	50.0	11/23/22 01:10	
Acrylonitrile	ug/L	ND	100	11/23/22 01:10	
Benzene	ug/L	ND	5.0	11/23/22 01:10	
Bromobenzene	ug/L	ND	5.0	11/23/22 01:10	
Bromochloromethane	ug/L	ND	5.0	11/23/22 01:10	
Bromodichloromethane	ug/L	ND	5.0	11/23/22 01:10	
Bromoform	ug/L	ND	5.0	11/23/22 01:10	
Bromomethane	ug/L	ND	5.0	11/23/22 01:10	
Carbon disulfide	ug/L	ND	10.0	11/23/22 01:10	
Carbon tetrachloride	ug/L	ND	5.0	11/23/22 01:10	
Chlorobenzene	ug/L	ND	5.0	11/23/22 01:10	
Chloroethane	ug/L	ND	5.0	11/23/22 01:10	

Results presented on this page are in the units indicated by the "Units" column except where an alternate unit is presented to the right of the result.

This report shall not be reproduced, except in full,
without the written consent of Pace Analytical Services, LLC.

Pace Analytical Services, LLC
7726 Moller Road
Indianapolis, IN 46268
(317)228-3100

QUALITY CONTROL DATA

Project: HRID 4Q2022
Pace Project No.: 50331564

METHOD BLANK: 3254010 Matrix: Water
Associated Lab Samples: 50331564038

Parameter	Units	Blank Result	Reporting Limit	Analyzed	Qualifiers
Chloroform	ug/L	ND	5.0	11/23/22 01:10	
Chloromethane	ug/L	ND	5.0	11/23/22 01:10	
cis-1,2-Dichloroethene	ug/L	ND	5.0	11/23/22 01:10	
cis-1,3-Dichloropropene	ug/L	ND	5.0	11/23/22 01:10	
Dibromochloromethane	ug/L	ND	5.0	11/23/22 01:10	
Dibromomethane	ug/L	ND	5.0	11/23/22 01:10	
Dichlorodifluoromethane	ug/L	ND	5.0	11/23/22 01:10	
Ethyl methacrylate	ug/L	ND	100	11/23/22 01:10	
Ethylbenzene	ug/L	ND	5.0	11/23/22 01:10	
Hexachloro-1,3-butadiene	ug/L	ND	5.0	11/23/22 01:10	
Iodomethane	ug/L	ND	10.0	11/23/22 01:10	
Isopropylbenzene (Cumene)	ug/L	ND	5.0	11/23/22 01:10	
Methyl-tert-butyl ether	ug/L	ND	4.0	11/23/22 01:10	
Methylene Chloride	ug/L	ND	5.0	11/23/22 01:10	
n-Butylbenzene	ug/L	ND	5.0	11/23/22 01:10	
n-Hexane	ug/L	ND	5.0	11/23/22 01:10	
n-Propylbenzene	ug/L	ND	5.0	11/23/22 01:10	
Naphthalene	ug/L	ND	1.2	11/23/22 01:10	
p-Isopropyltoluene	ug/L	ND	5.0	11/23/22 01:10	
sec-Butylbenzene	ug/L	ND	5.0	11/23/22 01:10	
Styrene	ug/L	ND	5.0	11/23/22 01:10	
tert-Butylbenzene	ug/L	ND	5.0	11/23/22 01:10	
Tetrachloroethene	ug/L	ND	5.0	11/23/22 01:10	
Toluene	ug/L	ND	5.0	11/23/22 01:10	
trans-1,2-Dichloroethene	ug/L	ND	5.0	11/23/22 01:10	
trans-1,3-Dichloropropene	ug/L	ND	5.0	11/23/22 01:10	
trans-1,4-Dichloro-2-butene	ug/L	ND	100	11/23/22 01:10	
Trichloroethene	ug/L	ND	5.0	11/23/22 01:10	
Trichlorofluoromethane	ug/L	ND	5.0	11/23/22 01:10	
Vinyl acetate	ug/L	ND	50.0	11/23/22 01:10	
Vinyl chloride	ug/L	ND	2.0	11/23/22 01:10	
Xylene (Total)	ug/L	ND	10.0	11/23/22 01:10	
4-Bromofluorobenzene (S)	%.	99	79-124	11/23/22 01:10	
Dibromofluoromethane (S)	%.	96	82-128	11/23/22 01:10	
Toluene-d8 (S)	%.	101	73-122	11/23/22 01:10	

LABORATORY CONTROL SAMPLE: 3254011

Parameter	Units	Spike Conc.	LCS Result	LCS % Rec	% Rec Limits	Qualifiers
1,1,1-Trichloroethane	ug/L	50	46.1	92	69-125	
1,1,2,2-Tetrachloroethane	ug/L	50	49.0	98	72-123	
1,1-Dichloroethene	ug/L	50	47.4	95	63-138	
1,2,4-Trimethylbenzene	ug/L	50	49.0	98	71-121	
1,2-Dibromoethane (EDB)	ug/L	50	51.3	103	75-123	

Results presented on this page are in the units indicated by the "Units" column except where an alternate unit is presented to the right of the result.

This report shall not be reproduced, except in full,
without the written consent of Pace Analytical Services, LLC.

Pace Analytical Services, LLC
7726 Moller Road
Indianapolis, IN 46268
(317)228-3100

QUALITY CONTROL DATA

Project: HRID 4Q2022
Pace Project No.: 50331564

LABORATORY CONTROL SAMPLE: 3254011

Parameter	Units	Spike Conc.	LCS Result	LCS % Rec	% Rec Limits	Qualifiers
1,2-Dichloroethane	ug/L	50	42.9	86	68-126	
1,2-Dichloropropane	ug/L	50	46.9	94	73-127	
1,3,5-Trimethylbenzene	ug/L	50	49.0	98	72-120	
Benzene	ug/L	50	46.8	94	76-121	
Chlorobenzene	ug/L	50	49.9	100	74-119	
Chloroform	ug/L	50	44.5	89	68-123	
cis-1,2-Dichloroethene	ug/L	50	46.0	92	73-122	
Ethylbenzene	ug/L	50	49.9	100	74-122	
Isopropylbenzene (Cumene)	ug/L	50	50.6	101	75-124	
Methyl-tert-butyl ether	ug/L	50	45.0	90	71-125	
n-Hexane	ug/L	50	45.7	91	60-132	
Naphthalene	ug/L	50	48.3	97	69-128	
Tetrachloroethene	ug/L	50	51.4	103	74-129	
Toluene	ug/L	50	48.7	97	70-118	
trans-1,2-Dichloroethene	ug/L	50	45.1	90	69-124	
Trichloroethene	ug/L	50	47.5	95	73-125	
Vinyl chloride	ug/L	50	52.5	105	46-134	
Xylene (Total)	ug/L	150	148	98	71-123	
4-Bromofluorobenzene (S)	%.			97	79-124	
Dibromofluoromethane (S)	%.			94	82-128	
Toluene-d8 (S)	%.			102	73-122	

MATRIX SPIKE & MATRIX SPIKE DUPLICATE: 3254012 3254013

Parameter	Units	50331564038 Result	MS Spike Conc.	MSD Spike Conc.	MS Result	MSD Result	MS % Rec	MSD % Rec	% Rec Limits	RPD	Max RPD	Qual
1,1,1-Trichloroethane	ug/L	ND	50	50	47.4	46.4	95	93	60-143	2	20	
1,1,2,2-Tetrachloroethane	ug/L	ND	50	50	53.4	53.2	107	106	64-135	0	20	
1,1-Dichloroethene	ug/L	ND	50	50	47.6	46.8	95	94	55-158	2	20	
1,2,4-Trimethylbenzene	ug/L	ND	50	50	48.2	46.5	96	93	41-140	3	20	
1,2-Dibromoethane (EDB)	ug/L	ND	50	50	53.7	53.7	107	107	68-136	0	20	
1,2-Dichloroethane	ug/L	ND	50	50	45.2	44.4	90	89	61-144	2	20	
1,2-Dichloropropane	ug/L	ND	50	50	49.2	48.7	98	97	67-141	1	20	
1,3,5-Trimethylbenzene	ug/L	ND	50	50	48.5	47.0	97	94	40-141	3	20	
Benzene	ug/L	ND	50	50	48.7	47.8	97	96	68-139	2	20	
Chlorobenzene	ug/L	ND	50	50	50.6	50.1	101	100	57-137	1	20	
Chloroform	ug/L	ND	50	50	46.5	45.6	93	91	61-138	2	20	
cis-1,2-Dichloroethene	ug/L	ND	50	50	49.2	48.7	96	95	58-142	1	20	
Ethylbenzene	ug/L	ND	50	50	50.0	49.6	100	99	54-141	1	20	
Isopropylbenzene (Cumene)	ug/L	ND	50	50	50.8	50.4	102	101	48-145	1	20	
Methyl-tert-butyl ether	ug/L	ND	50	50	47.4	47.4	95	95	62-143	0	20	
n-Hexane	ug/L	ND	50	50	47.6	46.8	95	94	44-145	2	20	
Naphthalene	ug/L	ND	50	50	49.5	49.2	99	98	56-136	1	20	
Tetrachloroethene	ug/L	ND	50	50	50.3	49.7	101	99	50-149	1	20	

Results presented on this page are in the units indicated by the "Units" column except where an alternate unit is presented to the right of the result.

REPORT OF LABORATORY ANALYSIS

This report shall not be reproduced, except in full,
without the written consent of Pace Analytical Services, LLC.

Pace Analytical Services, LLC
7726 Moller Road
Indianapolis, IN 46268
(317)228-3100

QUALITY CONTROL DATA

Project: HRID 4Q2022
Pace Project No.: 50331564

MATRIX SPIKE & MATRIX SPIKE DUPLICATE: 3254012 3254013

Parameter	Units	50331564038 Result	MS Spike Conc.	MSD Spike Conc.	MS Result	MSD Result	MS % Rec	MSD % Rec	% Rec Limits	RPD	Max RPD	Qual
Toluene	ug/L	ND	50	50	49.6	49.0	99	98	59-134	1	20	
trans-1,2-Dichloroethene	ug/L	ND	50	50	45.9	44.9	92	90	57-141	2	20	
Trichloroethene	ug/L	32.2	50	50	76.5	76.6	89	89	55-147	0	20	
Vinyl chloride	ug/L	ND	50	50	54.0	53.2	108	106	36-154	2	20	
Xylene (Total)	ug/L	ND	150	150	148	146	99	98	50-143	1	20	
4-Bromofluorobenzene (S)	%.						97	96	79-124			
Dibromofluoromethane (S)	%.						96	95	82-128			
Toluene-d8 (S)	%.						101	102	73-122			

Results presented on this page are in the units indicated by the "Units" column except where an alternate unit is presented to the right of the result.

This report shall not be reproduced, except in full,
without the written consent of Pace Analytical Services, LLC.

Pace Analytical Services, LLC
7726 Moller Road
Indianapolis, IN 46268
(317)228-3100

QUALITY CONTROL DATA

Project: HRID 4Q2022
Pace Project No.: 50331564

QC Batch: 708117
QC Batch Method: EPA 5030/8260
Analysis Method: EPA 5030/8260
Analysis Description: 8260 MSV
Laboratory: Pace Analytical Services - Indianapolis

Associated Lab Samples: 50331564024, 50331564025, 50331564026, 50331564027, 50331564028, 50331564029, 50331564030, 50331564031, 50331564032, 50331564033, 50331564034, 50331564035, 50331564036, 50331564037, 50331564039, 50331564040, 50331564041, 50331564055

METHOD BLANK: 3255233
Matrix: Water

Associated Lab Samples: 50331564024, 50331564025, 50331564026, 50331564027, 50331564028, 50331564029, 50331564030, 50331564031, 50331564032, 50331564033, 50331564034, 50331564035, 50331564036, 50331564037, 50331564039, 50331564040, 50331564041, 50331564055

Parameter	Units	Blank Result	Reporting Limit	Analyzed	Qualifiers
1,1,1,2-Tetrachloroethane	ug/L	ND	5.0	11/24/22 01:29	
1,1,1-Trichloroethane	ug/L	ND	5.0	11/24/22 01:29	
1,1,2,2-Tetrachloroethane	ug/L	ND	5.0	11/24/22 01:29	
1,1,2-Trichloroethane	ug/L	ND	5.0	11/24/22 01:29	
1,1-Dichloroethane	ug/L	ND	5.0	11/24/22 01:29	
1,1-Dichloroethene	ug/L	ND	5.0	11/24/22 01:29	
1,1-Dichloropropene	ug/L	ND	5.0	11/24/22 01:29	
1,2,3-Trichlorobenzene	ug/L	ND	5.0	11/24/22 01:29	
1,2,3-Trichloropropane	ug/L	ND	5.0	11/24/22 01:29	
1,2,4-Trichlorobenzene	ug/L	ND	5.0	11/24/22 01:29	
1,2,4-Trimethylbenzene	ug/L	ND	5.0	11/24/22 01:29	
1,2-Dibromoethane (EDB)	ug/L	ND	5.0	11/24/22 01:29	
1,2-Dichlorobenzene	ug/L	ND	5.0	11/24/22 01:29	
1,2-Dichloroethane	ug/L	ND	5.0	11/24/22 01:29	
1,2-Dichloropropane	ug/L	ND	5.0	11/24/22 01:29	
1,3,5-Trimethylbenzene	ug/L	ND	5.0	11/24/22 01:29	
1,3-Dichlorobenzene	ug/L	ND	5.0	11/24/22 01:29	
1,3-Dichloropropane	ug/L	ND	5.0	11/24/22 01:29	
1,4-Dichlorobenzene	ug/L	ND	5.0	11/24/22 01:29	
1-Methylnaphthalene	ug/L	ND	10.0	11/24/22 01:29	
2,2-Dichloropropane	ug/L	ND	5.0	11/24/22 01:29	
2-Butanone (MEK)	ug/L	ND	25.0	11/24/22 01:29	
2-Chlorotoluene	ug/L	ND	5.0	11/24/22 01:29	
2-Hexanone	ug/L	ND	25.0	11/24/22 01:29	
2-Methylnaphthalene	ug/L	ND	10.0	11/24/22 01:29	
4-Chlorotoluene	ug/L	ND	5.0	11/24/22 01:29	
4-Methyl-2-pentanone (MIBK)	ug/L	ND	25.0	11/24/22 01:29	
Acetone	ug/L	ND	100	11/24/22 01:29	
Acrolein	ug/L	ND	50.0	11/24/22 01:29	
Acrylonitrile	ug/L	ND	100	11/24/22 01:29	
Benzene	ug/L	ND	5.0	11/24/22 01:29	
Bromobenzene	ug/L	ND	5.0	11/24/22 01:29	
Bromochloromethane	ug/L	ND	5.0	11/24/22 01:29	
Bromodichloromethane	ug/L	ND	5.0	11/24/22 01:29	
Bromoform	ug/L	ND	5.0	11/24/22 01:29	
Bromomethane	ug/L	ND	5.0	11/24/22 01:29	
Carbon disulfide	ug/L	ND	10.0	11/24/22 01:29	

Results presented on this page are in the units indicated by the "Units" column except where an alternate unit is presented to the right of the result.

This report shall not be reproduced, except in full,
without the written consent of Pace Analytical Services, LLC.

Pace Analytical Services, LLC
7726 Moller Road
Indianapolis, IN 46268
(317)228-3100

QUALITY CONTROL DATA

Project: HRID 4Q2022
Pace Project No.: 50331564

METHOD BLANK: 3255233 Matrix: Water

Associated Lab Samples: 50331564024, 50331564025, 50331564026, 50331564027, 50331564028, 50331564029, 50331564030, 50331564031, 50331564032, 50331564033, 50331564034, 50331564035, 50331564036, 50331564037, 50331564039, 50331564040, 50331564041, 50331564055

Parameter	Units	Blank Result	Reporting Limit	Analyzed	Qualifiers
Carbon tetrachloride	ug/L	ND	5.0	11/24/22 01:29	
Chlorobenzene	ug/L	ND	5.0	11/24/22 01:29	
Chloroethane	ug/L	ND	5.0	11/24/22 01:29	
Chloroform	ug/L	ND	5.0	11/24/22 01:29	
Chloromethane	ug/L	ND	5.0	11/24/22 01:29	
cis-1,2-Dichloroethene	ug/L	ND	5.0	11/24/22 01:29	
cis-1,3-Dichloropropene	ug/L	ND	5.0	11/24/22 01:29	
Dibromochloromethane	ug/L	ND	5.0	11/24/22 01:29	
Dibromomethane	ug/L	ND	5.0	11/24/22 01:29	
Dichlorodifluoromethane	ug/L	ND	5.0	11/24/22 01:29	
Ethyl methacrylate	ug/L	ND	100	11/24/22 01:29	
Ethylbenzene	ug/L	ND	5.0	11/24/22 01:29	
Hexachloro-1,3-butadiene	ug/L	ND	5.0	11/24/22 01:29	
Iodomethane	ug/L	ND	10.0	11/24/22 01:29	
Isopropylbenzene (Cumene)	ug/L	ND	5.0	11/24/22 01:29	
Methyl-tert-butyl ether	ug/L	ND	4.0	11/24/22 01:29	
Methylene Chloride	ug/L	ND	5.0	11/24/22 01:29	
n-Butylbenzene	ug/L	ND	5.0	11/24/22 01:29	
n-Hexane	ug/L	ND	5.0	11/24/22 01:29	
n-Propylbenzene	ug/L	ND	5.0	11/24/22 01:29	
Naphthalene	ug/L	ND	1.2	11/24/22 01:29	
p-Isopropyltoluene	ug/L	ND	5.0	11/24/22 01:29	
sec-Butylbenzene	ug/L	ND	5.0	11/24/22 01:29	
Styrene	ug/L	ND	5.0	11/24/22 01:29	
tert-Butylbenzene	ug/L	ND	5.0	11/24/22 01:29	
Tetrachloroethene	ug/L	ND	5.0	11/24/22 01:29	
Toluene	ug/L	ND	5.0	11/24/22 01:29	
trans-1,2-Dichloroethene	ug/L	ND	5.0	11/24/22 01:29	
trans-1,3-Dichloropropene	ug/L	ND	5.0	11/24/22 01:29	
trans-1,4-Dichloro-2-butene	ug/L	ND	100	11/24/22 01:29	
Trichloroethene	ug/L	ND	5.0	11/24/22 01:29	
Trichlorofluoromethane	ug/L	ND	5.0	11/24/22 01:29	
Vinyl acetate	ug/L	ND	50.0	11/24/22 01:29	
Vinyl chloride	ug/L	ND	2.0	11/24/22 01:29	
Xylene (Total)	ug/L	ND	10.0	11/24/22 01:29	
4-Bromofluorobenzene (S)	%.	97	79-124	11/24/22 01:29	
Dibromofluoromethane (S)	%.	95	82-128	11/24/22 01:29	
Toluene-d8 (S)	%.	99	73-122	11/24/22 01:29	

Results presented on this page are in the units indicated by the "Units" column except where an alternate unit is presented to the right of the result.

This report shall not be reproduced, except in full,
without the written consent of Pace Analytical Services, LLC.

Pace Analytical Services, LLC
7726 Moller Road
Indianapolis, IN 46268
(317)228-3100

QUALITY CONTROL DATA

Project: HRID 4Q2022
Pace Project No.: 50331564

LABORATORY CONTROL SAMPLE: 3255234

Parameter	Units	Spike Conc.	LCS Result	LCS % Rec	% Rec Limits	Qualifiers
1,1,1-Trichloroethane	ug/L	50	39.3	79	69-125	
1,1,2,2-Tetrachloroethane	ug/L	50	45.5	91	72-123	
1,1-Dichloroethene	ug/L	50	39.7	79	63-138	
1,2,4-Trimethylbenzene	ug/L	50	42.2	84	71-121	
1,2-Dibromoethane (EDB)	ug/L	50	46.8	94	75-123	
1,2-Dichloroethane	ug/L	50	38.2	76	68-126	
1,2-Dichloropropane	ug/L	50	41.9	84	73-127	
1,3,5-Trimethylbenzene	ug/L	50	42.4	85	72-120	
Benzene	ug/L	50	41.3	83	76-121	
Chlorobenzene	ug/L	50	43.7	87	74-119	
Chloroform	ug/L	50	39.2	78	68-123	
cis-1,2-Dichloroethene	ug/L	50	40.2	80	73-122	
Ethylbenzene	ug/L	50	43.7	87	74-122	
Isopropylbenzene (Cumene)	ug/L	50	43.7	87	75-124	
Methyl-tert-butyl ether	ug/L	50	42.2	84	71-125	
n-Hexane	ug/L	50	39.0	78	60-132	
Naphthalene	ug/L	50	43.9	88	69-128	
Tetrachloroethene	ug/L	50	43.5	87	74-129	
Toluene	ug/L	50	41.2	82	70-118	
trans-1,2-Dichloroethene	ug/L	50	38.9	78	69-124	
Trichloroethene	ug/L	50	41.3	83	73-125	
Vinyl chloride	ug/L	50	42.6	85	46-134	
Xylene (Total)	ug/L	150	126	84	71-123	
4-Bromofluorobenzene (S)	%.			96	79-124	
Dibromofluoromethane (S)	%.			94	82-128	
Toluene-d8 (S)	%.			101	73-122	

MATRIX SPIKE & MATRIX SPIKE DUPLICATE: 3255235 3255236

Parameter	Units	50331564055 Result	MS Spike Conc.	MSD Spike Conc.	MS Result	MSD Result	MS % Rec	MSD % Rec	% Rec Limits	RPD	Max RPD	Qual
1,1,1-Trichloroethane	ug/L	ND	50	50	47.3	47.8	95	96	60-143	1	20	
1,1,2,2-Tetrachloroethane	ug/L	ND	50	50	53.4	54.1	107	108	64-135	1	20	
1,1-Dichloroethene	ug/L	ND	50	50	48.1	47.8	96	96	55-158	1	20	
1,2,4-Trimethylbenzene	ug/L	ND	50	50	52.0	51.8	104	104	41-140	0	20	
1,2-Dibromoethane (EDB)	ug/L	ND	50	50	53.3	55.0	107	110	68-136	3	20	
1,2-Dichloroethane	ug/L	ND	50	50	45.9	46.4	92	93	61-144	1	20	
1,2-Dichloropropane	ug/L	ND	50	50	50.8	51.6	102	103	67-141	2	20	
1,3,5-Trimethylbenzene	ug/L	ND	50	50	51.2	50.8	102	102	40-141	1	20	
Benzene	ug/L	ND	50	50	50.1	50.2	100	100	68-139	0	20	
Chlorobenzene	ug/L	ND	50	50	52.0	53.0	104	106	57-137	2	20	
Chloroform	ug/L	ND	50	50	46.3	47.4	93	95	61-138	2	20	
cis-1,2-Dichloroethene	ug/L	47.9	50	50	95.3	97.6	95	99	58-142	2	20	
Ethylbenzene	ug/L	ND	50	50	52.1	52.9	104	106	54-141	2	20	

Results presented on this page are in the units indicated by the "Units" column except where an alternate unit is presented to the right of the result.

REPORT OF LABORATORY ANALYSIS

This report shall not be reproduced, except in full,
without the written consent of Pace Analytical Services, LLC.

Pace Analytical Services, LLC
7726 Moller Road
Indianapolis, IN 46268
(317)228-3100

QUALITY CONTROL DATA

Project: HRID 4Q2022
Pace Project No.: 50331564

MATRIX SPIKE & MATRIX SPIKE DUPLICATE: 3255235 3255236

Parameter	Units	50331564055 Result	MS Spike Conc.	MSD Spike Conc.	MS Result	MSD Result	MS % Rec	MSD % Rec	% Rec Limits	RPD	Max RPD	Qual
Isopropylbenzene (Cumene)	ug/L	ND	50	50	52.0	51.9	104	104	48-145	0	20	
Methyl-tert-butyl ether	ug/L	ND	50	50	49.5	50.9	99	102	62-143	3	20	
n-Hexane	ug/L	ND	50	50	47.0	47.3	94	95	44-145	1	20	
Naphthalene	ug/L	ND	50	50	53.1	52.8	106	106	56-136	1	20	
Tetrachloroethene	ug/L	ND	50	50	53.4	53.9	107	108	50-149	1	20	
Toluene	ug/L	ND	50	50	48.6	49.3	97	98	59-134	2	20	
trans-1,2-Dichloroethene	ug/L	ND	50	50	50.1	51.2	97	99	57-141	2	20	
Trichloroethene	ug/L	ND	50	50	49.7	50.2	98	99	55-147	1	20	
Vinyl chloride	ug/L	ND	50	50	50.8	50.4	102	101	36-154	1	20	
Xylene (Total)	ug/L	ND	150	150	152	153	101	102	50-143	1	20	
4-Bromofluorobenzene (S)	%.						95	95	79-124			
Dibromofluoromethane (S)	%.						97	96	82-128			
Toluene-d8 (S)	%.						99	99	73-122			

Results presented on this page are in the units indicated by the "Units" column except where an alternate unit is presented to the right of the result.

This report shall not be reproduced, except in full,
without the written consent of Pace Analytical Services, LLC.

Pace Analytical Services, LLC
7726 Moller Road
Indianapolis, IN 46268
(317)228-3100

QUALITY CONTROL DATA

Project: HRID 4Q2022
Pace Project No.: 50331564

QC Batch: 708124
QC Batch Method: EPA 5030/8260
Analysis Method: EPA 5030/8260
Analysis Description: 8260 MSV
Laboratory: Pace Analytical Services - Indianapolis
Associated Lab Samples: 50331564042, 50331564044

METHOD BLANK: 3255253
Matrix: Water
Associated Lab Samples: 50331564042, 50331564044

Parameter	Units	Blank Result	Reporting Limit	Analyzed	Qualifiers
1,1,1,2-Tetrachloroethane	ug/L	ND	5.0	11/24/22 01:45	
1,1,1-Trichloroethane	ug/L	ND	5.0	11/24/22 01:45	
1,1,2,2-Tetrachloroethane	ug/L	ND	5.0	11/24/22 01:45	
1,1,2-Trichloroethane	ug/L	ND	5.0	11/24/22 01:45	
1,1-Dichloroethane	ug/L	ND	5.0	11/24/22 01:45	
1,1-Dichloroethene	ug/L	ND	5.0	11/24/22 01:45	
1,1-Dichloropropene	ug/L	ND	5.0	11/24/22 01:45	
1,2,3-Trichlorobenzene	ug/L	ND	5.0	11/24/22 01:45	
1,2,3-Trichloropropane	ug/L	ND	5.0	11/24/22 01:45	
1,2,4-Trichlorobenzene	ug/L	ND	5.0	11/24/22 01:45	
1,2,4-Trimethylbenzene	ug/L	ND	5.0	11/24/22 01:45	
1,2-Dibromoethane (EDB)	ug/L	ND	5.0	11/24/22 01:45	
1,2-Dichlorobenzene	ug/L	ND	5.0	11/24/22 01:45	
1,2-Dichloroethane	ug/L	ND	5.0	11/24/22 01:45	
1,2-Dichloropropane	ug/L	ND	5.0	11/24/22 01:45	
1,3,5-Trimethylbenzene	ug/L	ND	5.0	11/24/22 01:45	
1,3-Dichlorobenzene	ug/L	ND	5.0	11/24/22 01:45	
1,3-Dichloropropane	ug/L	ND	5.0	11/24/22 01:45	
1,4-Dichlorobenzene	ug/L	ND	5.0	11/24/22 01:45	
1-Methylnaphthalene	ug/L	ND	10.0	11/24/22 01:45	
2,2-Dichloropropane	ug/L	ND	5.0	11/24/22 01:45	
2-Butanone (MEK)	ug/L	ND	25.0	11/24/22 01:45	
2-Chlorotoluene	ug/L	ND	5.0	11/24/22 01:45	
2-Hexanone	ug/L	ND	25.0	11/24/22 01:45	
2-Methylnaphthalene	ug/L	ND	10.0	11/24/22 01:45	
4-Chlorotoluene	ug/L	ND	5.0	11/24/22 01:45	
4-Methyl-2-pentanone (MIBK)	ug/L	ND	25.0	11/24/22 01:45	
Acetone	ug/L	ND	100	11/24/22 01:45	
Acrolein	ug/L	ND	50.0	11/24/22 01:45	
Acrylonitrile	ug/L	ND	100	11/24/22 01:45	
Benzene	ug/L	ND	5.0	11/24/22 01:45	
Bromobenzene	ug/L	ND	5.0	11/24/22 01:45	
Bromochloromethane	ug/L	ND	5.0	11/24/22 01:45	
Bromodichloromethane	ug/L	ND	5.0	11/24/22 01:45	
Bromoform	ug/L	ND	5.0	11/24/22 01:45	
Bromomethane	ug/L	ND	5.0	11/24/22 01:45	
Carbon disulfide	ug/L	ND	10.0	11/24/22 01:45	
Carbon tetrachloride	ug/L	ND	5.0	11/24/22 01:45	
Chlorobenzene	ug/L	ND	5.0	11/24/22 01:45	
Chloroethane	ug/L	ND	5.0	11/24/22 01:45	

Results presented on this page are in the units indicated by the "Units" column except where an alternate unit is presented to the right of the result.

This report shall not be reproduced, except in full,
without the written consent of Pace Analytical Services, LLC.

Pace Analytical Services, LLC
7726 Moller Road
Indianapolis, IN 46268
(317)228-3100

QUALITY CONTROL DATA

Project: HRID 4Q2022
Pace Project No.: 50331564

METHOD BLANK: 3255253 Matrix: Water
Associated Lab Samples: 50331564042, 50331564044

Parameter	Units	Blank Result	Reporting Limit	Analyzed	Qualifiers
Chloroform	ug/L	ND	5.0	11/24/22 01:45	
Chloromethane	ug/L	ND	5.0	11/24/22 01:45	
cis-1,2-Dichloroethene	ug/L	ND	5.0	11/24/22 01:45	
cis-1,3-Dichloropropene	ug/L	ND	5.0	11/24/22 01:45	
Dibromochloromethane	ug/L	ND	5.0	11/24/22 01:45	
Dibromomethane	ug/L	ND	5.0	11/24/22 01:45	
Dichlorodifluoromethane	ug/L	ND	5.0	11/24/22 01:45	
Ethyl methacrylate	ug/L	ND	100	11/24/22 01:45	
Ethylbenzene	ug/L	ND	5.0	11/24/22 01:45	
Hexachloro-1,3-butadiene	ug/L	ND	5.0	11/24/22 01:45	
Iodomethane	ug/L	ND	10.0	11/24/22 01:45	
Isopropylbenzene (Cumene)	ug/L	ND	5.0	11/24/22 01:45	
Methyl-tert-butyl ether	ug/L	ND	4.0	11/24/22 01:45	
Methylene Chloride	ug/L	ND	5.0	11/24/22 01:45	
n-Butylbenzene	ug/L	ND	5.0	11/24/22 01:45	
n-Hexane	ug/L	ND	5.0	11/24/22 01:45	
n-Propylbenzene	ug/L	ND	5.0	11/24/22 01:45	
Naphthalene	ug/L	ND	1.2	11/24/22 01:45	
p-Isopropyltoluene	ug/L	ND	5.0	11/24/22 01:45	
sec-Butylbenzene	ug/L	ND	5.0	11/24/22 01:45	
Styrene	ug/L	ND	5.0	11/24/22 01:45	
tert-Butylbenzene	ug/L	ND	5.0	11/24/22 01:45	
Tetrachloroethene	ug/L	ND	5.0	11/24/22 01:45	
Toluene	ug/L	ND	5.0	11/24/22 01:45	
trans-1,2-Dichloroethene	ug/L	ND	5.0	11/24/22 01:45	
trans-1,3-Dichloropropene	ug/L	ND	5.0	11/24/22 01:45	
trans-1,4-Dichloro-2-butene	ug/L	ND	100	11/24/22 01:45	
Trichloroethene	ug/L	ND	5.0	11/24/22 01:45	
Trichlorofluoromethane	ug/L	ND	5.0	11/24/22 01:45	
Vinyl acetate	ug/L	ND	50.0	11/24/22 01:45	
Vinyl chloride	ug/L	ND	2.0	11/24/22 01:45	
Xylene (Total)	ug/L	ND	10.0	11/24/22 01:45	
4-Bromofluorobenzene (S)	%.	98	79-124	11/24/22 01:45	
Dibromofluoromethane (S)	%.	95	82-128	11/24/22 01:45	
Toluene-d8 (S)	%.	101	73-122	11/24/22 01:45	

LABORATORY CONTROL SAMPLE: 3255254

Parameter	Units	Spike Conc.	LCS Result	LCS % Rec	% Rec Limits	Qualifiers
1,1,1-Trichloroethane	ug/L	50	45.4	91	69-125	
1,1,2,2-Tetrachloroethane	ug/L	50	47.0	94	72-123	
1,1-Dichloroethene	ug/L	50	45.9	92	63-138	
1,2,4-Trimethylbenzene	ug/L	50	47.5	95	71-121	
1,2-Dibromoethane (EDB)	ug/L	50	50.6	101	75-123	

Results presented on this page are in the units indicated by the "Units" column except where an alternate unit is presented to the right of the result.

This report shall not be reproduced, except in full,
without the written consent of Pace Analytical Services, LLC.

Pace Analytical Services, LLC
7726 Moller Road
Indianapolis, IN 46268
(317)228-3100

QUALITY CONTROL DATA

Project: HRID 4Q2022
Pace Project No.: 50331564

LABORATORY CONTROL SAMPLE: 3255254

Parameter	Units	Spike Conc.	LCS Result	LCS % Rec	% Rec Limits	Qualifiers
1,2-Dichloroethane	ug/L	50	42.3	85	68-126	
1,2-Dichloropropane	ug/L	50	47.4	95	73-127	
1,3,5-Trimethylbenzene	ug/L	50	47.7	95	72-120	
Benzene	ug/L	50	46.7	93	76-121	
Chlorobenzene	ug/L	50	49.1	98	74-119	
Chloroform	ug/L	50	44.2	88	68-123	
cis-1,2-Dichloroethene	ug/L	50	45.8	92	73-122	
Ethylbenzene	ug/L	50	49.0	98	74-122	
Isopropylbenzene (Cumene)	ug/L	50	49.9	100	75-124	
Methyl-tert-butyl ether	ug/L	50	44.9	90	71-125	
n-Hexane	ug/L	50	43.8	88	60-132	
Naphthalene	ug/L	50	46.9	94	69-128	
Tetrachloroethene	ug/L	50	50.3	101	74-129	
Toluene	ug/L	50	48.1	96	70-118	
trans-1,2-Dichloroethene	ug/L	50	44.5	89	69-124	
Trichloroethene	ug/L	50	47.3	95	73-125	
Vinyl chloride	ug/L	50	50.2	100	46-134	
Xylene (Total)	ug/L	150	145	97	71-123	
4-Bromofluorobenzene (S)	%.			96	79-124	
Dibromofluoromethane (S)	%.			94	82-128	
Toluene-d8 (S)	%.			102	73-122	

MATRIX SPIKE & MATRIX SPIKE DUPLICATE: 3255255 3255256

Parameter	Units	50331597019 Result	MS Spike Conc.	MSD Spike Conc.	MS Result	MSD Result	MS % Rec	MSD % Rec	% Rec Limits	RPD	Max RPD	Qual
1,1,1-Trichloroethane	ug/L	ND	50	50	48.6	48.5	97	97	60-143	0	20	
1,1,2,2-Tetrachloroethane	ug/L	ND	50	50	51.3	52.0	103	104	64-135	1	20	
1,1-Dichloroethene	ug/L	ND	50	50	47.6	46.6	95	93	55-158	2	20	
1,2,4-Trimethylbenzene	ug/L	ND	50	50	46.4	44.5	93	89	41-140	4	20	
1,2-Dibromoethane (EDB)	ug/L	ND	50	50	53.5	53.4	107	107	68-136	0	20	
1,2-Dichloroethane	ug/L	ND	50	50	48.1	47.3	96	95	61-144	2	20	
1,2-Dichloropropane	ug/L	ND	50	50	52.9	52.5	106	105	67-141	1	20	
1,3,5-Trimethylbenzene	ug/L	ND	50	50	46.7	44.4	93	89	40-141	5	20	
Benzene	ug/L	ND	50	50	51.6	51.1	103	102	68-139	1	20	
Chlorobenzene	ug/L	ND	50	50	50.5	49.1	101	98	57-137	3	20	
Chloroform	ug/L	ND	50	50	48.9	48.3	98	97	61-138	1	20	
cis-1,2-Dichloroethene	ug/L	ND	50	50	54.8	54.0	101	100	58-142	2	20	
Ethylbenzene	ug/L	ND	50	50	50.8	48.4	102	97	54-141	5	20	
Isopropylbenzene (Cumene)	ug/L	ND	50	50	50.1	48.8	100	98	48-145	3	20	
Methyl-tert-butyl ether	ug/L	ND	50	50	50.7	51.5	101	103	62-143	2	20	
n-Hexane	ug/L	ND	50	50	47.5	47.1	95	94	44-145	1	20	
Naphthalene	ug/L	ND	50	50	47.5	46.6	95	93	56-136	2	20	
Tetrachloroethene	ug/L	34.4	50	50	82.8	80.0	97	91	50-149	3	20	

Results presented on this page are in the units indicated by the "Units" column except where an alternate unit is presented to the right of the result.

REPORT OF LABORATORY ANALYSIS

This report shall not be reproduced, except in full,
without the written consent of Pace Analytical Services, LLC.

Pace Analytical Services, LLC
7726 Moller Road
Indianapolis, IN 46268
(317)228-3100

QUALITY CONTROL DATA

Project: HRID 4Q2022
Pace Project No.: 50331564

MATRIX SPIKE & MATRIX SPIKE DUPLICATE: 3255255 3255256

Parameter	Units	50331597019 Result	MS Spike Conc.	MSD Spike Conc.	MS Result	MSD Result	MS % Rec	MSD % Rec	% Rec Limits	RPD	Max RPD	Qual
Toluene	ug/L	ND	50	50	47.9	46.4	96	93	59-134	3	20	
trans-1,2-Dichloroethene	ug/L	ND	50	50	49.3	47.7	98	94	57-141	3	20	
Trichloroethene	ug/L	ND	50	50	53.2	52.4	99	97	55-147	2	20	
Vinyl chloride	ug/L	ND	50	50	51.0	50.0	102	100	36-154	2	20	
Xylene (Total)	ug/L	ND	150	150	147	141	98	94	50-143	4	20	
4-Bromofluorobenzene (S)	%.						97	96	79-124			
Dibromofluoromethane (S)	%.						97	97	82-128			
Toluene-d8 (S)	%.						98	96	73-122			

Results presented on this page are in the units indicated by the "Units" column except where an alternate unit is presented to the right of the result.

This report shall not be reproduced, except in full,
without the written consent of Pace Analytical Services, LLC.

Pace Analytical Services, LLC
7726 Moller Road
Indianapolis, IN 46268
(317)228-3100

QUALITY CONTROL DATA

Project: HRID 4Q2022
Pace Project No.: 50331564

QC Batch: 708521
QC Batch Method: EPA 5030/8260
Analysis Method: EPA 5030/8260
Analysis Description: 8260 MSV
Laboratory: Pace Analytical Services - Indianapolis
Associated Lab Samples: 50331564045, 50331564046, 50331564063, 50331564065, 50331564066, 50331564067, 50331564068, 50331564069

METHOD BLANK: 3256528
Matrix: Water
Associated Lab Samples: 50331564045, 50331564046, 50331564063, 50331564065, 50331564066, 50331564067, 50331564068, 50331564069

Parameter	Units	Blank Result	Reporting Limit	Analyzed	Qualifiers
1,1,1,2-Tetrachloroethane	ug/L	ND	5.0	11/29/22 01:03	
1,1,1-Trichloroethane	ug/L	ND	5.0	11/29/22 01:03	
1,1,2,2-Tetrachloroethane	ug/L	ND	5.0	11/29/22 01:03	
1,1,2-Trichloroethane	ug/L	ND	5.0	11/29/22 01:03	
1,1-Dichloroethane	ug/L	ND	5.0	11/29/22 01:03	
1,1-Dichloroethene	ug/L	ND	5.0	11/29/22 01:03	
1,1-Dichloropropene	ug/L	ND	5.0	11/29/22 01:03	
1,2,3-Trichlorobenzene	ug/L	ND	5.0	11/29/22 01:03	
1,2,3-Trichloropropane	ug/L	ND	5.0	11/29/22 01:03	
1,2,4-Trichlorobenzene	ug/L	ND	5.0	11/29/22 01:03	
1,2,4-Trimethylbenzene	ug/L	ND	5.0	11/29/22 01:03	
1,2-Dibromoethane (EDB)	ug/L	ND	5.0	11/29/22 01:03	
1,2-Dichlorobenzene	ug/L	ND	5.0	11/29/22 01:03	
1,2-Dichloroethane	ug/L	ND	5.0	11/29/22 01:03	
1,2-Dichloropropane	ug/L	ND	5.0	11/29/22 01:03	
1,3,5-Trimethylbenzene	ug/L	ND	5.0	11/29/22 01:03	
1,3-Dichlorobenzene	ug/L	ND	5.0	11/29/22 01:03	
1,3-Dichloropropane	ug/L	ND	5.0	11/29/22 01:03	
1,4-Dichlorobenzene	ug/L	ND	5.0	11/29/22 01:03	
1-Methylnaphthalene	ug/L	ND	10.0	11/29/22 01:03	
2,2-Dichloropropane	ug/L	ND	5.0	11/29/22 01:03	
2-Butanone (MEK)	ug/L	ND	25.0	11/29/22 01:03	
2-Chlorotoluene	ug/L	ND	5.0	11/29/22 01:03	
2-Hexanone	ug/L	ND	25.0	11/29/22 01:03	
2-Methylnaphthalene	ug/L	ND	10.0	11/29/22 01:03	
4-Chlorotoluene	ug/L	ND	5.0	11/29/22 01:03	
4-Methyl-2-pentanone (MIBK)	ug/L	ND	25.0	11/29/22 01:03	
Acetone	ug/L	ND	100	11/29/22 01:03	
Acrolein	ug/L	ND	50.0	11/29/22 01:03	
Acrylonitrile	ug/L	ND	100	11/29/22 01:03	
Benzene	ug/L	ND	5.0	11/29/22 01:03	
Bromobenzene	ug/L	ND	5.0	11/29/22 01:03	
Bromochloromethane	ug/L	ND	5.0	11/29/22 01:03	
Bromodichloromethane	ug/L	ND	5.0	11/29/22 01:03	
Bromoform	ug/L	ND	5.0	11/29/22 01:03	
Bromomethane	ug/L	ND	5.0	11/29/22 01:03	
Carbon disulfide	ug/L	ND	10.0	11/29/22 01:03	
Carbon tetrachloride	ug/L	ND	5.0	11/29/22 01:03	
Chlorobenzene	ug/L	ND	5.0	11/29/22 01:03	

Results presented on this page are in the units indicated by the "Units" column except where an alternate unit is presented to the right of the result.

This report shall not be reproduced, except in full,
without the written consent of Pace Analytical Services, LLC.

Pace Analytical Services, LLC
7726 Moller Road
Indianapolis, IN 46268
(317)228-3100

QUALITY CONTROL DATA

Project: HRID 4Q2022
Pace Project No.: 50331564

METHOD BLANK: 3256528 Matrix: Water

Associated Lab Samples: 50331564045, 50331564046, 50331564063, 50331564065, 50331564066, 50331564067, 50331564068, 50331564069

Parameter	Units	Blank Result	Reporting Limit	Analyzed	Qualifiers
Chloroethane	ug/L	ND	5.0	11/29/22 01:03	
Chloroform	ug/L	ND	5.0	11/29/22 01:03	
Chloromethane	ug/L	ND	5.0	11/29/22 01:03	
cis-1,2-Dichloroethene	ug/L	ND	5.0	11/29/22 01:03	
cis-1,3-Dichloropropene	ug/L	ND	5.0	11/29/22 01:03	
Dibromochloromethane	ug/L	ND	5.0	11/29/22 01:03	
Dibromomethane	ug/L	ND	5.0	11/29/22 01:03	
Dichlorodifluoromethane	ug/L	ND	5.0	11/29/22 01:03	
Ethyl methacrylate	ug/L	ND	100	11/29/22 01:03	
Ethylbenzene	ug/L	ND	5.0	11/29/22 01:03	
Hexachloro-1,3-butadiene	ug/L	ND	5.0	11/29/22 01:03	
Iodomethane	ug/L	ND	10.0	11/29/22 01:03	
Isopropylbenzene (Cumene)	ug/L	ND	5.0	11/29/22 01:03	
Methyl-tert-butyl ether	ug/L	ND	4.0	11/29/22 01:03	
Methylene Chloride	ug/L	ND	5.0	11/29/22 01:03	
n-Butylbenzene	ug/L	ND	5.0	11/29/22 01:03	
n-Hexane	ug/L	ND	5.0	11/29/22 01:03	
n-Propylbenzene	ug/L	ND	5.0	11/29/22 01:03	
Naphthalene	ug/L	ND	1.2	11/29/22 01:03	
p-Isopropyltoluene	ug/L	ND	5.0	11/29/22 01:03	
sec-Butylbenzene	ug/L	ND	5.0	11/29/22 01:03	
Styrene	ug/L	ND	5.0	11/29/22 01:03	
tert-Butylbenzene	ug/L	ND	5.0	11/29/22 01:03	
Tetrachloroethene	ug/L	ND	5.0	11/29/22 01:03	
Toluene	ug/L	ND	5.0	11/29/22 01:03	
trans-1,2-Dichloroethene	ug/L	ND	5.0	11/29/22 01:03	
trans-1,3-Dichloropropene	ug/L	ND	5.0	11/29/22 01:03	
trans-1,4-Dichloro-2-butene	ug/L	ND	100	11/29/22 01:03	
Trichloroethene	ug/L	ND	5.0	11/29/22 01:03	
Trichlorofluoromethane	ug/L	ND	5.0	11/29/22 01:03	
Vinyl acetate	ug/L	ND	50.0	11/29/22 01:03	
Vinyl chloride	ug/L	ND	2.0	11/29/22 01:03	
Xylene (Total)	ug/L	ND	10.0	11/29/22 01:03	
4-Bromofluorobenzene (S)	%.	100	79-124	11/29/22 01:03	
Dibromofluoromethane (S)	%.	97	82-128	11/29/22 01:03	1d
Toluene-d8 (S)	%.	97	73-122	11/29/22 01:03	

LABORATORY CONTROL SAMPLE: 3256529

Parameter	Units	Spike Conc.	LCS Result	LCS % Rec	% Rec Limits	Qualifiers
1,1,1-Trichloroethane	ug/L	50	44.6	89	69-125	
1,1,2,2-Tetrachloroethane	ug/L	50	48.0	96	72-123	
1,1-Dichloroethene	ug/L	50	45.5	91	63-138	

Results presented on this page are in the units indicated by the "Units" column except where an alternate unit is presented to the right of the result.

This report shall not be reproduced, except in full,
without the written consent of Pace Analytical Services, LLC.

Pace Analytical Services, LLC
7726 Moller Road
Indianapolis, IN 46268
(317)228-3100

QUALITY CONTROL DATA

Project: HRID 4Q2022
Pace Project No.: 50331564

LABORATORY CONTROL SAMPLE: 3256529

Parameter	Units	Spike Conc.	LCS Result	LCS % Rec	% Rec Limits	Qualifiers
1,2,4-Trimethylbenzene	ug/L	50	43.8	88	71-121	
1,2-Dibromoethane (EDB)	ug/L	50	48.2	96	75-123	
1,2-Dichloroethane	ug/L	50	43.0	86	68-126	
1,2-Dichloropropane	ug/L	50	47.5	95	73-127	
1,3,5-Trimethylbenzene	ug/L	50	44.7	89	72-120	
Benzene	ug/L	50	47.3	95	76-121	
Chlorobenzene	ug/L	50	47.0	94	74-119	
Chloroform	ug/L	50	44.6	89	68-123	
cis-1,2-Dichloroethene	ug/L	50	46.6	93	73-122	
Ethylbenzene	ug/L	50	47.5	95	74-122	
Isopropylbenzene (Cumene)	ug/L	50	46.6	93	75-124	
Methyl-tert-butyl ether	ug/L	50	45.8	92	71-125	
n-Hexane	ug/L	50	50.0	100	60-132	
Naphthalene	ug/L	50	45.9	92	69-128	
Tetrachloroethene	ug/L	50	47.7	95	74-129	
Toluene	ug/L	50	44.8	90	70-118	
trans-1,2-Dichloroethene	ug/L	50	46.0	92	69-124	
Trichloroethene	ug/L	50	46.9	94	73-125	
Vinyl chloride	ug/L	50	52.5	105	46-134	
Xylene (Total)	ug/L	100	92.3	92	71-123	
4-Bromofluorobenzene (S)	%.			97	79-124	
Dibromofluoromethane (S)	%.			96	82-128	
Toluene-d8 (S)	%.			98	73-122	

Results presented on this page are in the units indicated by the "Units" column except where an alternate unit is presented to the right of the result.

This report shall not be reproduced, except in full,
without the written consent of Pace Analytical Services, LLC.

Pace Analytical Services, LLC
7726 Moller Road
Indianapolis, IN 46268
(317)228-3100

QUALITY CONTROL DATA

Project: HRID 4Q2022
Pace Project No.: 50331564

QC Batch: 708527
QC Batch Method: EPA 5030/8260
Analysis Method: EPA 5030/8260
Analysis Description: 8260 MSV
Laboratory: Pace Analytical Services - Indianapolis

Associated Lab Samples: 50331564047, 50331564048, 50331564049, 50331564050, 50331564051, 50331564052, 50331564053, 50331564054, 50331564056, 50331564057, 50331564058, 50331564059, 50331564060, 50331564061, 50331564062, 50331564064

METHOD BLANK: 3256539
Matrix: Water

Associated Lab Samples: 50331564047, 50331564048, 50331564049, 50331564050, 50331564051, 50331564052, 50331564053, 50331564054, 50331564056, 50331564057, 50331564058, 50331564059, 50331564060, 50331564061, 50331564062, 50331564064

Parameter	Units	Blank Result	Reporting Limit	Analyzed	Qualifiers
1,1,1,2-Tetrachloroethane	ug/L	ND	5.0	11/29/22 01:18	
1,1,1-Trichloroethane	ug/L	ND	5.0	11/29/22 01:18	
1,1,2,2-Tetrachloroethane	ug/L	ND	5.0	11/29/22 01:18	
1,1,2-Trichloroethane	ug/L	ND	5.0	11/29/22 01:18	
1,1-Dichloroethane	ug/L	ND	5.0	11/29/22 01:18	
1,1-Dichloroethene	ug/L	ND	5.0	11/29/22 01:18	
1,1-Dichloropropene	ug/L	ND	5.0	11/29/22 01:18	
1,2,3-Trichlorobenzene	ug/L	ND	5.0	11/29/22 01:18	
1,2,3-Trichloropropane	ug/L	ND	5.0	11/29/22 01:18	
1,2,4-Trichlorobenzene	ug/L	ND	5.0	11/29/22 01:18	
1,2,4-Trimethylbenzene	ug/L	ND	5.0	11/29/22 01:18	
1,2-Dibromoethane (EDB)	ug/L	ND	5.0	11/29/22 01:18	
1,2-Dichlorobenzene	ug/L	ND	5.0	11/29/22 01:18	
1,2-Dichloroethane	ug/L	ND	5.0	11/29/22 01:18	
1,2-Dichloropropane	ug/L	ND	5.0	11/29/22 01:18	
1,3,5-Trimethylbenzene	ug/L	ND	5.0	11/29/22 01:18	
1,3-Dichlorobenzene	ug/L	ND	5.0	11/29/22 01:18	
1,3-Dichloropropane	ug/L	ND	5.0	11/29/22 01:18	
1,4-Dichlorobenzene	ug/L	ND	5.0	11/29/22 01:18	
1-Methylnaphthalene	ug/L	ND	10.0	11/29/22 01:18	
2,2-Dichloropropane	ug/L	ND	5.0	11/29/22 01:18	
2-Butanone (MEK)	ug/L	ND	25.0	11/29/22 01:18	
2-Chlorotoluene	ug/L	ND	5.0	11/29/22 01:18	
2-Hexanone	ug/L	ND	25.0	11/29/22 01:18	
2-Methylnaphthalene	ug/L	ND	10.0	11/29/22 01:18	
4-Chlorotoluene	ug/L	ND	5.0	11/29/22 01:18	
4-Methyl-2-pentanone (MIBK)	ug/L	ND	25.0	11/29/22 01:18	
Acetone	ug/L	ND	100	11/29/22 01:18	
Acrolein	ug/L	ND	50.0	11/29/22 01:18	
Acrylonitrile	ug/L	ND	100	11/29/22 01:18	
Benzene	ug/L	ND	5.0	11/29/22 01:18	
Bromobenzene	ug/L	ND	5.0	11/29/22 01:18	
Bromochloromethane	ug/L	ND	5.0	11/29/22 01:18	
Bromodichloromethane	ug/L	ND	5.0	11/29/22 01:18	
Bromoform	ug/L	ND	5.0	11/29/22 01:18	
Bromomethane	ug/L	ND	5.0	11/29/22 01:18	
Carbon disulfide	ug/L	ND	10.0	11/29/22 01:18	

Results presented on this page are in the units indicated by the "Units" column except where an alternate unit is presented to the right of the result.

This report shall not be reproduced, except in full,
without the written consent of Pace Analytical Services, LLC.

Pace Analytical Services, LLC
7726 Moller Road
Indianapolis, IN 46268
(317)228-3100

QUALITY CONTROL DATA

Project: HRID 4Q2022
Pace Project No.: 50331564

METHOD BLANK: 3256539 Matrix: Water

Associated Lab Samples: 50331564047, 50331564048, 50331564049, 50331564050, 50331564051, 50331564052, 50331564053, 50331564054, 50331564056, 50331564057, 50331564058, 50331564059, 50331564060, 50331564061, 50331564062, 50331564064

Parameter	Units	Blank Result	Reporting Limit	Analyzed	Qualifiers
Carbon tetrachloride	ug/L	ND	5.0	11/29/22 01:18	
Chlorobenzene	ug/L	ND	5.0	11/29/22 01:18	
Chloroethane	ug/L	ND	5.0	11/29/22 01:18	
Chloroform	ug/L	ND	5.0	11/29/22 01:18	
Chloromethane	ug/L	ND	5.0	11/29/22 01:18	
cis-1,2-Dichloroethene	ug/L	ND	5.0	11/29/22 01:18	
cis-1,3-Dichloropropene	ug/L	ND	5.0	11/29/22 01:18	
Dibromochloromethane	ug/L	ND	5.0	11/29/22 01:18	
Dibromomethane	ug/L	ND	5.0	11/29/22 01:18	
Dichlorodifluoromethane	ug/L	ND	5.0	11/29/22 01:18	
Ethyl methacrylate	ug/L	ND	100	11/29/22 01:18	
Ethylbenzene	ug/L	ND	5.0	11/29/22 01:18	
Hexachloro-1,3-butadiene	ug/L	ND	5.0	11/29/22 01:18	
Iodomethane	ug/L	ND	10.0	11/29/22 01:18	
Isopropylbenzene (Cumene)	ug/L	ND	5.0	11/29/22 01:18	
Methyl-tert-butyl ether	ug/L	ND	4.0	11/29/22 01:18	
Methylene Chloride	ug/L	ND	5.0	11/29/22 01:18	
n-Butylbenzene	ug/L	ND	5.0	11/29/22 01:18	
n-Hexane	ug/L	ND	5.0	11/29/22 01:18	
n-Propylbenzene	ug/L	ND	5.0	11/29/22 01:18	
Naphthalene	ug/L	ND	1.2	11/29/22 01:18	
p-Isopropyltoluene	ug/L	ND	5.0	11/29/22 01:18	
sec-Butylbenzene	ug/L	ND	5.0	11/29/22 01:18	
Styrene	ug/L	ND	5.0	11/29/22 01:18	
tert-Butylbenzene	ug/L	ND	5.0	11/29/22 01:18	
Tetrachloroethene	ug/L	ND	5.0	11/29/22 01:18	
Toluene	ug/L	ND	5.0	11/29/22 01:18	
trans-1,2-Dichloroethene	ug/L	ND	5.0	11/29/22 01:18	
trans-1,3-Dichloropropene	ug/L	ND	5.0	11/29/22 01:18	
trans-1,4-Dichloro-2-butene	ug/L	ND	100	11/29/22 01:18	
Trichloroethene	ug/L	ND	5.0	11/29/22 01:18	
Trichlorofluoromethane	ug/L	ND	5.0	11/29/22 01:18	
Vinyl acetate	ug/L	ND	50.0	11/29/22 01:18	
Vinyl chloride	ug/L	ND	2.0	11/29/22 01:18	
Xylene (Total)	ug/L	ND	10.0	11/29/22 01:18	
4-Bromofluorobenzene (S)	%.	98	79-124	11/29/22 01:18	
Dibromofluoromethane (S)	%.	98	82-128	11/29/22 01:18	1d
Toluene-d8 (S)	%.	97	73-122	11/29/22 01:18	

Results presented on this page are in the units indicated by the "Units" column except where an alternate unit is presented to the right of the result.

This report shall not be reproduced, except in full,
without the written consent of Pace Analytical Services, LLC.

Pace Analytical Services, LLC
7726 Moller Road
Indianapolis, IN 46268
(317)228-3100

QUALITY CONTROL DATA

Project: HRID 4Q2022
Pace Project No.: 50331564

LABORATORY CONTROL SAMPLE: 3256540

Parameter	Units	Spike Conc.	LCS Result	LCS % Rec	% Rec Limits	Qualifiers
1,1,1-Trichloroethane	ug/L	50	48.0	96	69-125	
1,1,2,2-Tetrachloroethane	ug/L	50	46.5	93	72-123	
1,1-Dichloroethene	ug/L	50	47.9	96	63-138	
1,2,4-Trimethylbenzene	ug/L	50	46.7	93	71-121	
1,2-Dibromoethane (EDB)	ug/L	50	49.5	99	75-123	
1,2-Dichloroethane	ug/L	50	44.0	88	68-126	
1,2-Dichloropropane	ug/L	50	50.4	101	73-127	
1,3,5-Trimethylbenzene	ug/L	50	46.5	93	72-120	
Benzene	ug/L	50	49.9	100	76-121	
Chlorobenzene	ug/L	50	49.4	99	74-119	
Chloroform	ug/L	50	46.1	92	68-123	
cis-1,2-Dichloroethene	ug/L	50	49.7	99	73-122	
Ethylbenzene	ug/L	50	49.0	98	74-122	
Isopropylbenzene (Cumene)	ug/L	50	49.5	99	75-124	
Methyl-tert-butyl ether	ug/L	50	47.3	95	71-125	
n-Hexane	ug/L	50	46.3	93	60-132	
Naphthalene	ug/L	50	45.6	91	69-128	
Tetrachloroethene	ug/L	50	50.9	102	74-129	
Toluene	ug/L	50	48.0	96	70-118	
trans-1,2-Dichloroethene	ug/L	50	47.6	95	69-124	
Trichloroethene	ug/L	50	50.5	101	73-125	
Vinyl chloride	ug/L	50	51.8	104	46-134	
Xylene (Total)	ug/L	150	145	97	71-123	
4-Bromofluorobenzene (S)	%.			96	79-124	
Dibromofluoromethane (S)	%.			96	82-128	
Toluene-d8 (S)	%.			97	73-122	

Results presented on this page are in the units indicated by the "Units" column except where an alternate unit is presented to the right of the result.

This report shall not be reproduced, except in full,
without the written consent of Pace Analytical Services, LLC.

Pace Analytical Services, LLC
7726 Moller Road
Indianapolis, IN 46268
(317)228-3100

QUALITY CONTROL DATA

Project: HRID 4Q2022
Pace Project No.: 50331564

QC Batch: 708727
QC Batch Method: EPA 5030/8260
Analysis Method: EPA 5030/8260
Analysis Description: 8260 MSV
Laboratory: Pace Analytical Services - Indianapolis
Associated Lab Samples: 50331564070, 50331564071

METHOD BLANK: 3257257
Matrix: Water
Associated Lab Samples: 50331564070, 50331564071

Parameter	Units	Blank Result	Reporting Limit	Analyzed	Qualifiers
1,1,1,2-Tetrachloroethane	ug/L	ND	5.0	11/29/22 13:36	
1,1,1-Trichloroethane	ug/L	ND	5.0	11/29/22 13:36	
1,1,2,2-Tetrachloroethane	ug/L	ND	5.0	11/29/22 13:36	
1,1,2-Trichloroethane	ug/L	ND	5.0	11/29/22 13:36	
1,1-Dichloroethane	ug/L	ND	5.0	11/29/22 13:36	
1,1-Dichloroethene	ug/L	ND	5.0	11/29/22 13:36	
1,1-Dichloropropene	ug/L	ND	5.0	11/29/22 13:36	
1,2,3-Trichlorobenzene	ug/L	ND	5.0	11/29/22 13:36	
1,2,3-Trichloropropane	ug/L	ND	5.0	11/29/22 13:36	
1,2,4-Trichlorobenzene	ug/L	ND	5.0	11/29/22 13:36	
1,2,4-Trimethylbenzene	ug/L	ND	5.0	11/29/22 13:36	
1,2-Dibromoethane (EDB)	ug/L	ND	5.0	11/29/22 13:36	
1,2-Dichlorobenzene	ug/L	ND	5.0	11/29/22 13:36	
1,2-Dichloroethane	ug/L	ND	5.0	11/29/22 13:36	
1,2-Dichloropropane	ug/L	ND	5.0	11/29/22 13:36	
1,3,5-Trimethylbenzene	ug/L	ND	5.0	11/29/22 13:36	
1,3-Dichlorobenzene	ug/L	ND	5.0	11/29/22 13:36	
1,3-Dichloropropane	ug/L	ND	5.0	11/29/22 13:36	
1,4-Dichlorobenzene	ug/L	ND	5.0	11/29/22 13:36	
1-Methylnaphthalene	ug/L	ND	10.0	11/29/22 13:36	
2,2-Dichloropropane	ug/L	ND	5.0	11/29/22 13:36	
2-Butanone (MEK)	ug/L	ND	25.0	11/29/22 13:36	
2-Chlorotoluene	ug/L	ND	5.0	11/29/22 13:36	
2-Hexanone	ug/L	ND	25.0	11/29/22 13:36	
2-Methylnaphthalene	ug/L	ND	10.0	11/29/22 13:36	
4-Chlorotoluene	ug/L	ND	5.0	11/29/22 13:36	
4-Methyl-2-pentanone (MIBK)	ug/L	ND	25.0	11/29/22 13:36	
Acetone	ug/L	ND	100	11/29/22 13:36	
Acrolein	ug/L	ND	50.0	11/29/22 13:36	
Acrylonitrile	ug/L	ND	100	11/29/22 13:36	
Benzene	ug/L	ND	5.0	11/29/22 13:36	
Bromobenzene	ug/L	ND	5.0	11/29/22 13:36	
Bromochloromethane	ug/L	ND	5.0	11/29/22 13:36	
Bromodichloromethane	ug/L	ND	5.0	11/29/22 13:36	
Bromoform	ug/L	ND	5.0	11/29/22 13:36	
Bromomethane	ug/L	ND	5.0	11/29/22 13:36	
Carbon disulfide	ug/L	ND	10.0	11/29/22 13:36	
Carbon tetrachloride	ug/L	ND	5.0	11/29/22 13:36	
Chlorobenzene	ug/L	ND	5.0	11/29/22 13:36	
Chloroethane	ug/L	ND	5.0	11/29/22 13:36	

Results presented on this page are in the units indicated by the "Units" column except where an alternate unit is presented to the right of the result.

This report shall not be reproduced, except in full,
without the written consent of Pace Analytical Services, LLC.

Pace Analytical Services, LLC
7726 Moller Road
Indianapolis, IN 46268
(317)228-3100

QUALITY CONTROL DATA

Project: HRID 4Q2022
Pace Project No.: 50331564

METHOD BLANK: 3257257 Matrix: Water
Associated Lab Samples: 50331564070, 50331564071

Parameter	Units	Blank Result	Reporting Limit	Analyzed	Qualifiers
Chloroform	ug/L	ND	5.0	11/29/22 13:36	
Chloromethane	ug/L	ND	5.0	11/29/22 13:36	
cis-1,2-Dichloroethene	ug/L	ND	5.0	11/29/22 13:36	
cis-1,3-Dichloropropene	ug/L	ND	5.0	11/29/22 13:36	
Dibromochloromethane	ug/L	ND	5.0	11/29/22 13:36	
Dibromomethane	ug/L	ND	5.0	11/29/22 13:36	
Dichlorodifluoromethane	ug/L	ND	5.0	11/29/22 13:36	
Ethyl methacrylate	ug/L	ND	100	11/29/22 13:36	
Ethylbenzene	ug/L	ND	5.0	11/29/22 13:36	
Hexachloro-1,3-butadiene	ug/L	ND	5.0	11/29/22 13:36	
Iodomethane	ug/L	ND	10.0	11/29/22 13:36	
Isopropylbenzene (Cumene)	ug/L	ND	5.0	11/29/22 13:36	
Methyl-tert-butyl ether	ug/L	ND	4.0	11/29/22 13:36	
Methylene Chloride	ug/L	ND	5.0	11/29/22 13:36	
n-Butylbenzene	ug/L	ND	5.0	11/29/22 13:36	
n-Hexane	ug/L	ND	5.0	11/29/22 13:36	
n-Propylbenzene	ug/L	ND	5.0	11/29/22 13:36	
Naphthalene	ug/L	ND	1.2	11/29/22 13:36	
p-Isopropyltoluene	ug/L	ND	5.0	11/29/22 13:36	
sec-Butylbenzene	ug/L	ND	5.0	11/29/22 13:36	
Styrene	ug/L	ND	5.0	11/29/22 13:36	
tert-Butylbenzene	ug/L	ND	5.0	11/29/22 13:36	
Tetrachloroethene	ug/L	ND	5.0	11/29/22 13:36	
Toluene	ug/L	ND	5.0	11/29/22 13:36	
trans-1,2-Dichloroethene	ug/L	ND	5.0	11/29/22 13:36	
trans-1,3-Dichloropropene	ug/L	ND	5.0	11/29/22 13:36	
trans-1,4-Dichloro-2-butene	ug/L	ND	100	11/29/22 13:36	
Trichloroethene	ug/L	ND	5.0	11/29/22 13:36	
Trichlorofluoromethane	ug/L	ND	5.0	11/29/22 13:36	
Vinyl acetate	ug/L	ND	50.0	11/29/22 13:36	
Vinyl chloride	ug/L	ND	2.0	11/29/22 13:36	
Xylene (Total)	ug/L	ND	10.0	11/29/22 13:36	
4-Bromofluorobenzene (S)	%.	98	79-124	11/29/22 13:36	
Dibromofluoromethane (S)	%.	97	82-128	11/29/22 13:36	1d
Toluene-d8 (S)	%.	96	73-122	11/29/22 13:36	

LABORATORY CONTROL SAMPLE: 3257258

Parameter	Units	Spike Conc.	LCS Result	LCS % Rec	% Rec Limits	Qualifiers
1,1,1-Trichloroethane	ug/L	50	42.3	85	69-125	
1,1,2,2-Tetrachloroethane	ug/L	50	44.8	90	72-123	
1,1-Dichloroethene	ug/L	50	41.8	84	63-138	
1,2,4-Trimethylbenzene	ug/L	50	43.3	87	71-121	
1,2-Dibromoethane (EDB)	ug/L	50	46.1	92	75-123	

Results presented on this page are in the units indicated by the "Units" column except where an alternate unit is presented to the right of the result.

This report shall not be reproduced, except in full,
without the written consent of Pace Analytical Services, LLC.

Pace Analytical Services, LLC
7726 Moller Road
Indianapolis, IN 46268
(317)228-3100

QUALITY CONTROL DATA

Project: HRID 4Q2022
Pace Project No.: 50331564

LABORATORY CONTROL SAMPLE: 3257258

Parameter	Units	Spike Conc.	LCS Result	LCS % Rec	% Rec Limits	Qualifiers
1,2-Dichloroethane	ug/L	50	40.7	81	68-126	
1,2-Dichloropropane	ug/L	50	45.2	90	73-127	
1,3,5-Trimethylbenzene	ug/L	50	42.7	85	72-120	
Benzene	ug/L	50	44.7	89	76-121	
Chlorobenzene	ug/L	50	44.6	89	74-119	
Chloroform	ug/L	50	42.0	84	68-123	
cis-1,2-Dichloroethene	ug/L	50	44.3	89	73-122	
Ethylbenzene	ug/L	50	45.0	90	74-122	
Isopropylbenzene (Cumene)	ug/L	50	44.3	89	75-124	
Methyl-tert-butyl ether	ug/L	50	44.2	88	71-125	
n-Hexane	ug/L	50	42.1	84	60-132	
Naphthalene	ug/L	50	42.9	86	69-128	
Tetrachloroethene	ug/L	50	45.8	92	74-129	
Toluene	ug/L	50	41.4	83	70-118	
trans-1,2-Dichloroethene	ug/L	50	43.6	87	69-124	
Trichloroethene	ug/L	50	44.1	88	73-125	
Vinyl chloride	ug/L	50	44.3	89	46-134	
Xylene (Total)	ug/L	150	130	87	71-123	
4-Bromofluorobenzene (S)	%.			96	79-124	
Dibromofluoromethane (S)	%.			98	82-128	
Toluene-d8 (S)	%.			97	73-122	

Results presented on this page are in the units indicated by the "Units" column except where an alternate unit is presented to the right of the result.

This report shall not be reproduced, except in full,
without the written consent of Pace Analytical Services, LLC.

Pace Analytical Services, LLC
7726 Moller Road
Indianapolis, IN 46268
(317)228-3100

QUALIFIERS

Project: HRID 4Q2022
Pace Project No.: 50331564

DEFINITIONS

DF - Dilution Factor, if reported, represents the factor applied to the reported data due to dilution of the sample aliquot.

ND - Not Detected at or above adjusted reporting limit.

TNTC - Too Numerous To Count

J - Estimated concentration above the adjusted method detection limit and below the adjusted reporting limit.

MDL - Adjusted Method Detection Limit.

PQL - Practical Quantitation Limit.

RL - Reporting Limit - The lowest concentration value that meets project requirements for quantitative data with known precision and bias for a specific analyte in a specific matrix.

S - Surrogate

1,2-Diphenylhydrazine decomposes to and cannot be separated from Azobenzene using Method 8270. The result for each analyte is a combined concentration.

Consistent with EPA guidelines, unrounded data are displayed and have been used to calculate % recovery and RPD values.

LCS(D) - Laboratory Control Sample (Duplicate)

MS(D) - Matrix Spike (Duplicate)

DUP - Sample Duplicate

RPD - Relative Percent Difference

NC - Not Calculable.

SG - Silica Gel - Clean-Up

U - Indicates the compound was analyzed for, but not detected.

N-Nitrosodiphenylamine decomposes and cannot be separated from Diphenylamine using Method 8270. The result reported for each analyte is a combined concentration.

Reported results are not rounded until the final step prior to reporting. Therefore, calculated parameters that are typically reported as "Total" may vary slightly from the sum of the reported component parameters.

Pace Analytical is TNI accredited. Contact your Pace PM for the current list of accredited analytes.

TNI - The NELAC Institute.

ANALYTE QUALIFIERS

1d	A matrix spike/matrix spike duplicate was not performed for this batch due to insufficient sample volume.
CH	The continuing calibration for this compound is outside of Pace Analytical acceptance limits. The results may be biased high.
H7	Re-extraction or re-analysis could not be performed within method holding time.
L1	Analyte recovery in the laboratory control sample (LCS) was above QC limits. Results for this analyte in associated samples may be biased high.

This report shall not be reproduced, except in full,
without the written consent of Pace Analytical Services, LLC.

Pace Analytical Services, LLC
7726 Moller Road
Indianapolis, IN 46268
(317)228-3100

QUALITY CONTROL DATA CROSS REFERENCE TABLE

Project: HRID 4Q2022
Pace Project No.: 50331564

Lab ID	Sample ID	QC Batch Method	QC Batch	Analytical Method	Analytical Batch
50331564001	**MW-11**	EPA 5030/8260	707616		
50331564002	**MW-30**	EPA 5030/8260	707616		
50331564003	**MW-31**	EPA 5030/8260	707616		
50331564004	**MW-23**	EPA 5030/8260	707616		
50331564005	**MW-35**	EPA 5030/8260	707622		
50331564006	**MW-35D**	EPA 5030/8260	707622		
50331564007	**MW-13**	EPA 5030/8260	707622		
50331564008	**MW-36**	EPA 5030/8260	707872		
50331564009	**MW-36D**	EPA 5030/8260	707872		
50331564010	**MW-37S**	EPA 5030/8260	707872		
50331564011	**MW-25**	EPA 5030/8260	707872		
50331564012	**MW-37D**	EPA 5030/8260	707872		
50331564013	**MW-24**	EPA 5030/8260	707872		
50331564014	**MW-11D**	EPA 5030/8260	707872		
50331564015	**MW-38D**	EPA 5030/8260	707872		
50331564016	**MW-21**	EPA 5030/8260	707878		
50331564017	**MW-38S**	EPA 5030/8260	707878		
50331564018	**MW-44D**	EPA 5030/8260	707878		
50331564019	**MW-44**	EPA 5030/8260	707878		
50331564020	**MW-20**	EPA 5030/8260	707878		
50331564021	**MW-32**	EPA 5030/8260	707622		
50331564022	**MW-26**	EPA 5030/8260	707878		
50331564023	**MW-27**	EPA 5030/8260	707872		
50331564024	**MW-33**	EPA 5030/8260	708117		
50331564025	**MW-33D**	EPA 5030/8260	708117		
50331564026	**MW-10**	EPA 5030/8260	708117		
50331564027	**MW-51**	EPA 5030/8260	708117		
50331564028	**MW-50S**	EPA 5030/8260	708117		
50331564029	**MW-40**	EPA 5030/8260	708117		
50331564030	**MW-40D**	EPA 5030/8260	708117		
50331564031	**MW-52**	EPA 5030/8260	708117		
50331564032	**MW-52D**	EPA 5030/8260	708117		
50331564033	**MW-28**	EPA 5030/8260	708117		
50331564034	**MW-16**	EPA 5030/8260	708117		
50331564035	**MW-17**	EPA 5030/8260	708117		
50331564036	**MW-43D**	EPA 5030/8260	708117		
50331564037	**MW-43**	EPA 5030/8260	708117		
50331564038	**MW-15**	EPA 5030/8260	707880		
50331564039	**MW-15D**	EPA 5030/8260	708117		
50331564040	**MW-14**	EPA 5030/8260	708117		
50331564041	**MW-14D**	EPA 5030/8260	708117		
50331564042	**MW-50D**	EPA 5030/8260	708124		
50331564043	**DUP1**	EPA 5030/8260	707878		

This report shall not be reproduced, except in full,
without the written consent of Pace Analytical Services, LLC.

Pace Analytical Services, LLC
7726 Moller Road
Indianapolis, IN 46268
(317)228-3100

QUALITY CONTROL DATA CROSS REFERENCE TABLE

Project: HRID 4Q2022
Pace Project No.: 50331564

Lab ID	Sample ID	QC Batch Method	QC Batch	Analytical Method	Analytical Batch
50331564044	**DUP2**	EPA 5030/8260	708124		
50331564045	**MW-55D**	EPA 5030/8260	708521		
50331564046	**MW-55S**	EPA 5030/8260	708521		
50331564047	**MW-58D**	EPA 5030/8260	708527		
50331564048	**MW-58S**	EPA 5030/8260	708527		
50331564049	**MW-57S**	EPA 5030/8260	708527		
50331564050	**MW-57D**	EPA 5030/8260	708527		
50331564051	**MW-54S**	EPA 5030/8260	708527		
50331564052	**MW-54D**	EPA 5030/8260	708527		
50331564053	**MW-53D**	EPA 5030/8260	708527		
50331564054	**MW-53S**	EPA 5030/8260	708527		
50331564055	**MW-56D**	EPA 5030/8260	708117		
50331564056	**MW-56S**	EPA 5030/8260	708527		
50331564057	**MW-34S**	EPA 5030/8260	708527		
50331564058	**MW-34D**	EPA 5030/8260	708527		
50331564059	**MW-22D**	EPA 5030/8260	708527		
50331564060	**MW-22S**	EPA 5030/8260	708527		
50331564061	**MW-29S**	EPA 5030/8260	708527		
50331564062	**MW-29D**	EPA 5030/8260	708527		
50331564063	**MW-41S**	EPA 5030/8260	708521		
50331564064	**MW-41D**	EPA 5030/8260	708527		
50331564065	**MW-12D**	EPA 5030/8260	708521		
50331564066	**MW-39D**	EPA 5030/8260	708521		
50331564067	**MW-45S**	EPA 5030/8260	708521		
50331564068	**DUP3**	EPA 5030/8260	708521		
50331564069	**MW-12S**	EPA 5030/8260	708521		
50331564070	**MW-42S**	EPA 5030/8260	708727		
50331564071	**MW-42D**	EPA 5030/8260	708727		
50331564072	**Trip Blank 1**	EPA 5030/8260	707873		
50331564073	**Trip Blank 2**	EPA 5030/8260	707873		

This report shall not be reproduced, except in full,
without the written consent of Pace Analytical Services, LLC.

Pace Analytical
WWW.PACELABS.COM

CHAIN-OF-CUSTODY / Analytical Request Document

The Chain-of-Custody is a LEGAL DOCUMENT. All relevant fields must be completed accurately.

Submitting a sample via this chain of custody constitutes acknowledgment and acceptance of the Pace Terms and Conditions found at https://info.pacelabs.com/hubfs/pas-standard-terms.pdf.

Section A — Required Client Information:

Company: Patriot_Indianapolis
Address: 6150 E. 75th St.
Indianapolis, IN 46250
Email: mcasper@patrioteng.com
Phone: 317-576-8058 Fax:
Requested Due Date: 10 day TAT

Section B — Required Project Information:

Report To: James Cody
Copy To:
Purchase Order #: 21-1359-01E
Project Name: HRID 4Q2022
Project #: 21-1359-01E

Section C — Invoice Information:

Attention: Accounts Payable
Company Name: Patriot IN
Address:
Pace Quote:
Pace Project Manager: tina.sayer@pacelabs.com,
Pace Profile #: 6950-7

Regulatory Agency:
State / Location: IN

Requested Analysis Filtered (Y/N)

MATRIX CODE: Drinking Water DW; Water WT; Waste Water WW; Product P; Soil/Solid SL; Oil OL; Wipe WP; Air AR; Other OT; Tissue TS

ITEM #	SAMPLE ID (One Character per box. (A-Z, 0-9 / , -) Sample Ids must be unique)	MATRIX CODE (see valid codes to left)	SAMPLE TYPE (G=GRAB C=COMP)	COLLECTED START DATE	COLLECTED START TIME	COLLECTED END DATE	COLLECTED END TIME	SAMPLE TEMP AT COLLECTION	# OF CONTAINERS	Preservatives: Unpreserved	H2SO4	HNO3	HCl	NaOH	Na2S2O3	Methanol	Other	Analyses Test Y/N	VOCs by 8260	Residual Chlorine (Y/N)	50331564
1	MW-11	SL	G	11.14.22	1226				3										X		001
2	MW-30				1332														X		002
3	MW-31				1460														X		003
4	MW-23				1518														X		004
5	MW-35			11.15.22	900														X		005
6	MW-35D				935														X		006
7	MW-13				1010														X		007
8	MW-36				1050														X		008
9	MW-36D				1135														X		009
10	MW-37S				1156														X		010
11	MW-25				1230														X		011
12	MW-37D				1231														X		012

ADDITIONAL COMMENTS	RELINQUISHED BY / AFFILIATION	DATE	TIME	ACCEPTED BY / AFFILIATION	DATE	TIME	SAMPLE CONDITIONS			
	Cole Baird / Patriot	11.17.22	1635	Kilauren Driskell / Patriot	11.17.22	1635				
	[illegible] / Patriot			[illegible]	11/18/22	1600	4.5	Y	Y	Y
							4.0	Y	Y	Y

SAMPLER NAME AND SIGNATURE
PRINT Name of SAMPLER: Cole Baird / Kilauren Driskell
SIGNATURE of SAMPLER: Cole Baird / [illegible] DATE Signed: 11.17.22

TEMP in C | Received on Ice (Y/N) | Custody Sealed Cooler (Y/N) | Samples Intact (Y/N)

Pace Analytical
WWW.PACELABS.COM

CHAIN-OF-CUSTODY / Analytical Request Document

The Chain-of-Custody is a LEGAL DOCUMENT. All relevant fields must be completed accurately.

Submitting a sample via this chain of custody constitutes acknowledgment and acceptance of the Pace Terms and Conditions found at https://info.pacelabs.com/hubfs/pas-standard-terms.pdf.

Section A — Required Client Information:

Company:	Patriot_Indianapolis
Address:	6150 E. 75th St.
	Indianapolis, IN 46250
Email:	mcasper@patrioteng.com
Phone:	317-576-8058 Fax:
Requested Due Date:	10 day TAT

Section B — Required Project Information:

Report To:	James Cody
Copy To:	
Purchase Order #:	21-1359-01E
Project Name:	HRID 4Q2022
Project #:	21-1359-01E

Section C — Invoice Information:

Attention:	Accounts Payable
Company Name:	Patriot IN
Address:	
Pace Quote:	
Pace Project Manager:	tina.sayer@pacelabs.com,
Pace Profile #:	6950-7

Regulatory Agency:

State / Location: IN

Requested Analysis Filtered (Y/N)

ITEM #	SAMPLE ID (One Character per box. (A-Z, 0-9 / , -) Sample Ids must be unique)	MATRIX CODE (see valid codes to left)	SAMPLE TYPE (G=GRAB C=COMP)	COLLECTED START DATE	COLLECTED START TIME	COLLECTED END DATE	COLLECTED END TIME	SAMPLE TEMP AT COLLECTION	# OF CONTAINERS	Preservatives: Unpreserved	H2SO4	HNO3	HCl	NaOH	Na2S2O3	Methanol	Other	Analyses Test (Y/N): VOCs by 8260	Residual Chlorine (Y/N)	
1	mw-27	GW	G	11.15.22	1100				3									Y		013
2	mw-110				1315													Y		014
3	mw-380				1:22													Y		015
4	mw-21				1400													Y		016
5	mw-385				2:11													Y		017
6	mw-440				1430													X		018
7	mw-44				1455													X		019
8	mw-20				1530													X		020
9	mw-32 *				3:04													X		021
10	mw-26				4:27													X		022
11	mw-27				16:30													X		023
12	MW-33			11.16.22	1535													X		024

ADDITIONAL COMMENTS	RELINQUISHED BY / AFFILIATION	DATE	TIME	ACCEPTED BY / AFFILIATION	DATE	TIME	SAMPLE CONDITIONS			
				JL	11/18/22	1400	4.5	Y	Y	Y
							4.0	Y	Y	Y

SAMPLER NAME AND SIGNATURE

PRINT Name of SAMPLER:

SIGNATURE of SAMPLER: DATE Signed:

TEMP in C | Received on Ice (Y/N) | Custody Sealed Cooler (Y/N) | Samples Intact (Y/N)

Pace Analytical
WWW.PACELABS.COM

CHAIN-OF-CUSTODY / Analytical Request Document

The Chain-of-Custody is a LEGAL DOCUMENT. All relevant fields must be completed accurately.

Submitting a sample via this chain of custody constitutes acknowledgment and acceptance of the Pace Terms and Conditions found at https://info.pacelabs.com/hubfs/pas-standard-terms.pdf.

Section A — Required Client Information:

Company:	Patriot_Indianapolis
Address:	6150 E. 75th St.
	Indianapolis, IN 46250
Email:	mcasper@patrioteng.com
Phone: 317-576-8058	Fax:
Requested Due Date:	10 day TAT

Section B — Required Project Information:

Report To:	James Cody
Copy To:	
Purchase Order #:	21-1359-01E
Project Name:	HRID 4Q2022
Project #:	21-1359-01E

Section C — Invoice Information:

Attention:	Accounts Payable
Company Name:	Patriot IN
Address:	
Pace Quote:	
Pace Project Manager:	tina.sayer@pacelabs.com,
Pace Profile #:	6950-7

Regulatory Agency:

State / Location: IN

Requested Analysis Filtered (Y/N): Y/N

ITEM #	SAMPLE ID (One Character per box. (A-Z, 0-9 / , -) Sample Ids must be unique)	MATRIX CODE (see valid codes to left)	SAMPLE TYPE (G=GRAB C=COMP)	COLLECTED START DATE	COLLECTED START TIME	COLLECTED END DATE	COLLECTED END TIME	SAMPLE TEMP AT COLLECTION	# OF CONTAINERS	Preservatives: Unpreserved	H2SO4	HNO3	HCl	NaOH	Na2S2O3	Methanol	Other	Analyses Test: VOCs by 8260	Residual Chlorine (Y/N)	
1	MW-33D	WT	G	11.16.22	1605				3									X		025
2	MW-10				1114													X		026
3	MW-51				1:07													X		027
4	MW-50S				2:47													X		028
5	MW-40				8:40													X		029
6	MW-40D				9:12													X		030
7	MW-52				1225													X		031
8	MW-52D				1140													X		032
9	MW-28				1245													X		033
10	MW-16				1330													X		034
11	MW-17				1500													X		035
12	MW-43D				1400													X		036

MATRIX CODE: Drinking Water DW; Water WT; Waste Water WW; Product P; Soil/Solid SL; Oil OL; Wipe WP; Air AR; Other OT; Tissue TS

ADDITIONAL COMMENTS	RELINQUISHED BY / AFFILIATION	DATE	TIME	ACCEPTED BY / AFFILIATION	DATE	TIME	SAMPLE CONDITIONS			
					11/18/22	1600	4.5	Y	Y	Y
							4.0	Y	Y	Y

SAMPLER NAME AND SIGNATURE

PRINT Name of SAMPLER:

SIGNATURE of SAMPLER: DATE Signed:

TEMP in C | Received on Ice (Y/N) | Custody Sealed Cooler (Y/N) | Samples Intact (Y/N)

Pace Analytical
WWW.PACELABS.COM

CHAIN-OF-CUSTODY / Analytical Request Document

The Chain-of-Custody is a LEGAL DOCUMENT. All relevant fields must be completed accurately.

Submitting a sample via this chain of custody constitutes acknowledgment and acceptance of the Pace Terms and Conditions found at https://info.pacelabs.com/hubfs/pas-standard-terms.pdf.

Section A — Required Client Information:

Company:	Patriot_Indianapolis
Address:	6150 E. 75th St.
	Indianapolis, IN 46250
Email:	mcasper@patrioteng.com
Phone:	317-576-8058 Fax:
Requested Due Date:	10 day TAT

Section B — Required Project Information:

Report To:	James Cody
Copy To:	
Purchase Order #:	21-1359-01E
Project Name:	HRID 4Q2022
Project #:	21-1359-01E

Section C — Invoice Information:

Attention:	Accounts Payable
Company Name:	Patriot IN
Address:	
Pace Quote:	
Pace Project Manager:	tina.sayer@pacelabs.com,
Pace Profile #:	6950-7

Regulatory Agency: | State / Location: IN

Requested Analysis Filtered (Y/N)

ITEM #	SAMPLE ID (One Character per box. (A-Z, 0-9 / , -) Sample Ids must be unique)	MATRIX CODE (see valid codes to left)	SAMPLE TYPE (G=GRAB C=COMP)	COLLECTED START DATE	COLLECTED START TIME	COLLECTED END DATE	COLLECTED END TIME	SAMPLE TEMP AT COLLECTION	# OF CONTAINERS	Unpreserved	H2SO4	HNO3	HCl	NaOH	Na2S2O3	Methanol	Other	Analyses Test Y/N	VOCs by 8260	Residual Chlorine (Y/N)	
1	MW-43	WT	G	11.16.22	1425				3										X		037
2	MW-15 *				1025														X		038
3	MW-15D				950														X		039
4	MW-14				915														X		040
5	MW-14D				825														X		041
6	MW-50D				3:36														X		042
7	MW-32 MS			11.15.22	304														X		
8	MW-32 MSD				304														X		
9	MW-15D MS			11.16.22	1025														X		
10	MW-15D MSD				1025														X		
11	DUP 1			11.15.22															X		043
12	DUP 2			11.16.22															X		044

ADDITIONAL COMMENTS	RELINQUISHED BY / AFFILIATION	DATE	TIME	ACCEPTED BY / AFFILIATION	DATE	TIME	SAMPLE CONDITIONS			
					11/18/22	1600	4.0	Y	Y	Y
							4.5	Y	Y	Y

SAMPLER NAME AND SIGNATURE

PRINT Name of SAMPLER:

SIGNATURE of SAMPLER: | DATE Signed:

TEMP in C | Received on Ice (Y/N) | Custody Sealed Cooler (Y/N) | Samples Intact (Y/N)

Pace Analytical
WWW.PACELABS.COM

CHAIN-OF-CUSTODY / Analytical Request Document

The Chain-of-Custody is a LEGAL DOCUMENT. All relevant fields must be completed accurately.

Submitting a sample via this chain of custody constitutes acknowledgment and acceptance of the Pace Terms and Conditions found at https://info.pacelabs.com/hubfs/pas-standard-terms.pdf.

Section A — Required Client Information:

Company:	Patriot_Indianapolis
Address:	6150 E. 75th St.
	Indianapolis, IN 46250
Email:	mcasper@patrioteng.com
Phone: 317-576-8058	Fax:
Requested Due Date:	10 day TAT

Section B — Required Project Information:

Report To:	James Cody
Copy To:	
Purchase Order #:	21-1359-01E
Project Name:	HRID 4Q2022
Project #:	21-1359-01E

Section C — Invoice Information:

Attention:	Accounts Payable
Company Name:	Patriot IN
Address:	
Pace Quote:	
Pace Project Manager:	tina.sayer@pacelabs.com,
Pace Profile #:	6950-7

Regulatory Agency	
State / Location	IN

Requested Analysis Filtered (Y/N): Y/N

ITEM #	SAMPLE ID (One Character per box. (A-Z, 0-9 / , -) Sample Ids must be unique)	MATRIX CODE (see valid codes to left)	SAMPLE TYPE (G=GRAB C=COMP)	COLLECTED START DATE	COLLECTED START TIME	COLLECTED END DATE	COLLECTED END TIME	SAMPLE TEMP AT COLLECTION	# OF CONTAINERS	Preservatives: Unpreserved	H2SO4	HNO3	HCl	NaOH	Na2S2O3	Methanol	Other	Analyses Test: VOCs by 8260	Residual Chlorine (Y/N)	
1	MW-55D	WT	G	11.17.22	830				3									X		045
2	MW-55S				920													X		046
3	MW-58D				1030													X		047
4	MW-58S				1110													X		048
5	MW-57S				1200													X		049
6	MW-57D				1215													X		050
7	MW-54S				1320													X		051
8	MW-54D				1345													X		052
9	MW-53D				1405													X		053
10	MW-53S				1435													X		054
11	MW-56D *				1500													X		055
12	MW-56S				1551													X		056

Matrix codes: Drinking Water DW; Water WT; Waste Water WW; Product P; Soil/Solid SL; Oil OL; Wipe WP; Air AR; Other OT; Tissue TS

ADDITIONAL COMMENTS	RELINQUISHED BY / AFFILIATION	DATE	TIME	ACCEPTED BY / AFFILIATION	DATE	TIME
					11/18/22	1600

SAMPLE CONDITIONS			
4.0	Y	Y	Y
4.5	Y	Y	Y

TEMP in C; Received on Ice (Y/N); Custody Sealed Cooler (Y/N); Samples Intact (Y/N)

SAMPLER NAME AND SIGNATURE

PRINT Name of SAMPLER:

SIGNATURE of SAMPLER: DATE Signed:

Pace Analytical
WWW.PACELABS.COM

CHAIN-OF-CUSTODY / Analytical Request Document

The Chain-of-Custody is a LEGAL DOCUMENT. All relevant fields must be completed accurately.

Submitting a sample via this chain of custody constitutes acknowledgment and acceptance of the Pace Terms and Conditions found at https://info.pacelabs.com/hubfs/pas-standard-terms.pdf.

Section A — Required Client Information:

Company:	Patriot_Indianapolis
Address:	6150 E. 75th St.
	Indianapolis, IN 46250
Email:	mcasper@patrioteng.com
Phone:	317-576-8058 Fax:
Requested Due Date:	10 day TAT

Section B — Required Project Information:

Report To:	James Cody
Copy To:	
Purchase Order #:	21-1359-01E
Project Name:	HRID 4Q2022
Project #:	21-1359-01E

Section C — Invoice Information:

Attention:	Accounts Payable
Company Name:	Patriot IN
Address:	
Pace Quote:	
Pace Project Manager:	tina.sayer@pacelabs.com,
Pace Profile #:	6950-7

Regulatory Agency	State / Location
	IN

MATRIX	CODE
Drinking Water	DW
Water	WT
Waste Water	WW
Product	P
Soil/Solid	SL
Oil	OL
Wipe	WP
Air	AR
Other	OT
Tissue	TS

ITEM #	SAMPLE ID (One Character per box. (A-Z, 0-9 / , -) Sample Ids must be unique)	MATRIX CODE (see valid codes to left)	SAMPLE TYPE (G=GRAB C=COMP)	COLLECTED START DATE	COLLECTED START TIME	COLLECTED END DATE	COLLECTED END TIME	SAMPLE TEMP AT COLLECTION	# OF CONTAINERS	Preservatives: Unpreserved	H2SO4	HNO3	HCl	NaOH	Na2S2O3	Methanol	Other	Analyses Test Y/N	VOCs by 8260 (Requested Analysis Filtered (Y/N))	Residual Chlorine (Y/N)	
1	MW-34S	WT	G	11.17.22	856				3										X		057
2	MW-34D				1010														X		058
3	MW-22D				948														X		059
4	MW-22S				1020														X		060
5	MW-29S				1126														X		061
6	MW-29D				1157														X		062
7	MW-41S				107														X		063
8	MW-41D				1231														X		064
9	MW-12D				205														X		065
10	MW-39D				248														X		066
11	MW-45S				348														X		067
12	DUP 3				—														X		068

ADDITIONAL COMMENTS	RELINQUISHED BY / AFFILIATION	DATE	TIME	ACCEPTED BY / AFFILIATION	DATE	TIME	SAMPLE CONDITIONS			
					11/18/22	1000	4.0	Y	Y	Y
							4.5	Y	Y	Y

SAMPLER NAME AND SIGNATURE	
PRINT Name of SAMPLER:	
SIGNATURE of SAMPLER:	DATE Signed:

TEMP in C | Received on Ice (Y/N) | Custody Sealed Cooler (Y/N) | Samples Intact (Y/N)

Pace Analytical
WWW.PACELABS.COM

CHAIN-OF-CUSTODY / Analytical Request Document

The Chain-of-Custody is a LEGAL DOCUMENT. All relevant fields must be completed accurately.

Submitting a sample via this chain of custody constitutes acknowledgment and acceptance of the Pace Terms and Conditions found at https://info.pacelabs.com/hubfs/pas-standard-terms.pdf.

Section A — Required Client Information:

Company:	Patriot_Indianapolis
Address:	6150 E. 75th St.
	Indianapolis, IN 46250
Email:	mcasper@patrioteng.com
Phone:	317-576-8058 Fax:
Requested Due Date:	10 day TAT

Section B — Required Project Information:

Report To:	James Cody
Copy To:	
Purchase Order #:	21-1359-01E
Project Name:	HRID 4Q2022
Project #:	21-1359-01E

Section C — Invoice Information:

Attention:	Accounts Payable
Company Name:	Patriot IN
Address:	
Pace Quote:	
Pace Project Manager:	tina.sayer@pacelabs.com,
Pace Profile #:	6950-7

Regulatory Agency	
State / Location	
IN	

Requested Analysis Filtered (Y/N): Y/N

ITEM #	SAMPLE ID (One Character per box. (A-Z, 0-9 / , -) Sample Ids must be unique)	MATRIX CODE (see valid codes to left)	SAMPLE TYPE (G=GRAB C=COMP)	COLLECTED START DATE	COLLECTED START TIME	COLLECTED END DATE	COLLECTED END TIME	SAMPLE TEMP AT COLLECTION	# OF CONTAINERS	Unpreserved	H2SO4	HNO3	HCl	NaOH	Na2S2O3	Methanol	Other	Analyses Test: VOCs by 8260	Residual Chlorine (Y/N)	
1	MW-56D MS	WT	G	11.17.22	1500				3				X					X		
2	MW-56D MSD			11.17	1500				3				X					X		
3	MW-12S	WT	G	11.18.22	10:49				3				X					X		069
4	MW-42S	WT	G	|	11:21				3				X					X		070
5	MW-42D	WT	G		11:49				3				X					X		071
6																				072
7																				073
8																				074
9																				075
10																				
11																				
12																				

Matrix codes: Drinking Water DW, Water WT, Waste Water WW, Product P, Soil/Solid SL, Oil OL, Wipe WP, Air AR, Other OT, Tissue TS

ADDITIONAL COMMENTS	RELINQUISHED BY / AFFILIATION	DATE	TIME	ACCEPTED BY / AFFILIATION	DATE	TIME	SAMPLE CONDITIONS			
		11.18.22			11/18/22	1600	4.5	Y	Y	Y
							4.0	Y	Y	Y

SAMPLER NAME AND SIGNATURE	
PRINT Name of SAMPLER:	
SIGNATURE of SAMPLER:	DATE Signed:

TEMP in C | Received on Ice (Y/N) | Custody Sealed Cooler (Y/N) | Samples Intact (Y/N)

F-IN-Q-290-rev.22, 22Apr2022

Pace

SAMPLE CONDITION UPON RECEIPT FORM

Date/Time and Initials of person examining contents: 11/18/22 1100 IL

1. **Courier:** ☐ FED EX ☐ UPS ☑ CLIENT ☐ PACE ☐ USPS ☐ OTHER _____
2. **Custody Seal on Cooler/Box Present:** ☑ Yes ☐ No
   (If yes)Seals Intact: ☑ Yes ☐ No **(leave blank if no seals were present)**
3. **Thermometer:** 1 2 3 4 5 6 A B C D E F
4. **Cooler Temperature(s):** 4.5/4.5 | 4.0/4.0 | | |
   (Initial/Corrected) RECORD TEMPS OF ALL COOLERS RECEIVED (use Comments below to add more)
5. **Packing Material:** ☐ Bubble Wrap ☑ Bubble Bags ☐ None ☐ Other _____
6. **Ice Type:** ☑ Wet ☐ Blue ☐ None
7. **If temp. is over 6°C or under 0°C, was the PM notified?:** ☐ Yes ☐ No
   Cooler temp should be above freezing to 6°C

All discrepancies will be written out in the comments section below.

	Yes	No		Yes	No	N/A
USDA Regulated Soils? (HI, ID, NY, WA, OR,CA, NM, TX, OK, AR, LA, TN, AL, MS, NC, SC, GA, FL, or Puerto Rico)		✓	All containers needing acid/base preservation have been pH CHECKED?: **Exceptions: VOA, coliform, LLHg, O&G, RAD CHEM, and any container with a septum cap or preserved with HCl.** **Circle:** **HNO3 (<2) H2SO4 (<2) NaOH (>10) NaOH/ZnAc (>9)** Any non-conformance to pH recommendations will be noted on the container count form			✓
Short Hold Time Analysis (48 hours or less)? Analysis:		✓				
Time 5035A TC placed in Freezer or Short Holds To Lab	Time:			Present	Absent	N/A
			Residual Chlorine Check (SVOC 625 Pest/PCB 608)			✓
Rush TAT Requested (4 days or less):		✓	Residual Chlorine Check (Total/Amenable/Free Cyanide)			✓
Custody Signatures Present?	✓		Headspace Wisconsin Sulfide?			✓
Containers Intact?:	✓		Headspace in VOA Vials (>6mm): See Containter Count form for details	Present ✓	Absent	No VOA Vials Sent
Sample Label (IDs/Dates/Times) Match COC?: Except TCs, which only require sample ID		✓	Trip Blank Present?	✓		
Extra labels on Terracore Vials? (soils only)			Trip Blank Custody Seals?:	✓		

COMMENTS: ID on MW-58S is MW-88. Does not match COC. IL 11/18 Received 4 sets of trip blanks not on COC. IL 11/18

Analyze 2 sets of Trip Blanks; Use MW-38S rather than MW-88S and MW-58S per C. Baird email. 11/21/22tms

COC PAGE 1 of 1

Sample Container Count

** Place a RED dot on containers that are out of conformance **

COC Line Item	WGFU	MeOH (only) / SBS / DI / R	VIALS: DG9H	VG9H	VOA VIAL HS (>6mm)	VG9U	DG9U	VG9T	AMBER GLASS: AG0U	AG1H	AG1U	AG2U	AG3S	AG3SF	AG3C	PLASTIC: BP1U	BP1N	BP2U	BP3U	BP3N	BP3F	BP3S	BP3B	BP3Z	OTHER: CG3H	Syringe Kit			Matrix	Nitric Red HNO3 <2	Sulfuric Yellow H2SO4 <2	Sodium Hydroxide Green NaOH >10	Sodium Hydroxide/ ZnAc Black NaOH/Zn Ac >9
1				3	1/3																								WT				
2																																	
3					1/3																												
4																																	
5																																	
6					1/3																												
7																																	
8																																	
9																																	
10																																	
11																																	
12																																	

Container Codes

Glass

DG9H	40mL HCl amber voa vial	BG1T	1L Na Thiosulfate clear glass
DG9P	40mL TSP amber vial	BG1U	1L unpreserved glass
DG9S	40mL H2SO4 amber vial	BG3H	250mL HCl Clear Glass
DG9T	40mL Na Thio amber vial	BG3U	250mL Unpres Clear Glass
DG9U	40mL unpreserved amber vial	AG0U	100mL unpres amber glass
VG9H	40mL HCl clear vial	AG1H	1L HCl amber glass
VG9T	40mL Na Thio. clear vial	AG1S	1L H2SO4 amber glass
VG9U	40mL unpreserved clear vial	AG1T	1L Na Thiosulfate amber glass
I	40mL w/hexane wipe vial	AG1U	1liter unpres amber glass
WGKU	8oz unpreserved clear jar	AG2N	500mL HNO3 amber glass
WGFU	4oz clear soil jar	AG2S	500mL H2SO4 amber glass
JGFU	4oz unpreserved amber wide	AG2U	500mL unpres amber glass
CG3H	250mL clear glass HCl	AG3S	250mL H2SO4 amber glass
BG1H	1L HCl clear glass	AG3SF	250mL H2SO4 amb glass -field filtered
BG1S	1L H2SO4 clear glass	AG3U	250mL unpres amber glass
GN	General	AG3C	250mL NaOH amber glass

Plastic

BP1B	1L NaOH plastic
BP1N	1L HNO3 plastic
BP1S	1L H2SO4 plastic
BP1U	1L unpreserved plastic
BP1Z	1L NaOH, Zn, Ac
BP2N	500mL HNO3 plastic
BP2C	500mL NaOH plastic
BP2S	500mL H2SO4 plastic
BP2U	500mL unpreserved plastic
BP2Z	500mL NaOH, Zn Ac
BP3B	250mL NaOH plastic
BP3N	250mL HNO3 plastic
BP3F	250mL HNO3 plastic-field filtered
BP3U	250mL unpreserved plastic
BP3S	250mL H2SO4 plastic
BP3Z	250mL NaOH, ZnAc plastic
BP4U	125mL unpreserved plastic
BP4N	125mL HNO3 plastic
BP4S	125mL H2SO4 plastic

Miscellaneous

Syringe Kit	LL Cr+6 sampling kit
ZPLC	Ziploc Bag
R	Terracore Kit
SP5T	120mL Coliform Sodium Thiosulfate
T	Tedlar Bag (air sample)
U	Summa Can (air sample)
WT	Water
SL	Solid Solid
OL	Oil
NAL	Non-aqueous liquid
WP	Wipe

COC PAGE 2 of 7

Sample Container Count

** Place a RED dot on containers that are out of conformance **

COC Line Item	WGFU	MeOH (only) / SBS / DI / R	VIALS: DG9H / VG9H	VIALS: VOA VIAL HS (>6mm)	VIALS: VG9U	VIALS: DG9U	VIALS: VG9T	AMBER GLASS: AG0U	AMBER GLASS: AG1H	AMBER GLASS: AG1U	AMBER GLASS: AG2U	AMBER GLASS: AG3S	AMBER GLASS: AG3SF	AMBER GLASS: AG3C	PLASTIC: BP1U	PLASTIC: BP1N	PLASTIC: BP2U	PLASTIC: BP3U	PLASTIC: BP3N	PLASTIC: BP3F	PLASTIC: BP3S	PLASTIC: BP3B	PLASTIC: BP3Z	OTHER: CG3H	OTHER: Syringe Kit	OTHER:	OTHER:	Matrix	Nitric / Red / HNO3 <2	Sulfuric / Yellow / H2SO4 <2	Sodium Hydroxide / Green / NaOH >10	Sodium Hydroxide/ ZnAc / Black / NaOH/Zn Ac >9
1			3	1/3																								WT				
2																																
3				2/3																												
4				1/3																												
5																																
6																																
7																																
8																																
9			9																													
10			3																													
11																																
12																																

Container Codes

Glass

DG9H	40mL HCl amber voa vial	BG1T	1L Na Thiosulfate clear glass
DG9P	40mL TSP amber vial	BG1U	1L unpreserved glass
DG9S	40mL H2SO4 amber vial	BG3H	250mL HCl Clear Glass
DG9T	40mL Na Thio amber vial	BG3U	250mL Unpres Clear Glass
DG9U	40mL unpreserved amber vial	AG0U	100mL unpres amber glass
VG9H	40mL HCl clear vial	AG1H	1L HCl amber glass
VG9T	40mL Na Thio. clear vial	AG1S	1L H2SO4 amber glass
VG9U	40mL unpreserved clear vial	AG1T	1L Na Thiosulfate amber glass
I	40mL w/hexane wipe vial	AG1U	1liter unpres amber glass
WGKU	8oz unpreserved clear jar	AG2N	500mL HNO3 amber glass
WGFU	4oz clear soil jar	AG2S	500mL H2SO4 amber glass
JGFU	4oz unpreserved amber wide	AG2U	500mL unpres amber glass
CG3H	250mL clear glass HCl	AG3S	250mL H2SO4 amber glass
BG1H	1L HCl clear glass	AG3SF	250mL H2SO4 amb glass -field filtered
BG1S	1L H2SO4 clear glass	AG3U	250mL unpres amber glass
GN	General	AG3C	250mL NaOH amber glass

Plastic

BP1B	1L NaOH plastic
BP1N	1L HNO3 plastic
BP1S	1L H2SO4 plastic
BP1U	1L unpreserved plastic
BP1Z	1L NaOH, Zn, Ac
BP2N	500mL HNO3 plastic
BP2C	500mL NaOH plastic
BP2S	500mL H2SO4 plastic
BP2U	500mL unpreserved plastic
BP2Z	500mL NaOH, Zn Ac
BP3B	250mL NaOH plastic
BP3N	250mL HNO3 plastic
BP3F	250mL HNO3 plastic-field filtered
BP3U	250mL unpreserved plastic
BP3S	250mL H2SO4 plastic
BP3Z	250mL NaOH, ZnAc plastic
BP4U	125mL unpreserved plastic
BP4N	125mL HNO3 plastic
BP4S	125mL H2SO4 plastic

Miscellaneous

Syringe Kit	LL Cr+6 sampling kit
ZPLC	Ziploc Bag
R	Terracore Kit
SP5T	120mL Coliform Sodium Thiosulfate
T	Tedlar Bag (air sample)
U	Summa Can (air sample)
WT	Water
SL	Solid Solid
OL:	Oil
NAL	Non-aqueous liquid
WP	Wipe

COC PAGE 3 of 7

Sample Container Count

** Place a RED dot on containers that are out of conformance **

COC Line Item	WGFU	MeOH (only) / SBS / DI / R	VIALS: DG9H / VG9H	VOA VIAL HS (>6mm)	VG9U	DG9U	VG9T	AMBER GLASS: AG0U	AG1H	AG1U	AG2U	AG3S	AG3SF	AG3C	PLASTIC: BP1U	BP1N	BP2U	BP3U	BP3N	BP3F	BP3S	BP3B	BP3Z	OTHER: CG3H	Syringe Kit			Matrix
1			3																									3
2																												
3																												
4																												
5																												
6																												
7				1/3																								
8																												
9																												
10																												
11				3/3																								
12																												

Nitric	Sulfuric	Sodium Hydroxide	Sodium Hydroxide/ ZnAc
Red	Yellow	Green	Black
HNO3 <2	H2SO4 <2	NaOH >10	NaOH/Zn Ac >9

Container Codes

Glass

DG9H	40mL HCl amber voa vial	BG1T	1L Na Thiosulfate clear glass
DG9P	40mL TSP amber vial	BG1U	1L unpreserved glass
DG9S	40mL H2SO4 amber vial	BG3H	250mL HCl Clear Glass
DG9T	40mL Na Thio amber vial	BG3U	250mL Unpres Clear Glass
DG9U	40mL unpreserved amber vial	AG0U	100mL unpres amber glass
VG9H	40mL HCl clear vial	AG1H	1L HCl amber glass
VG9T	40mL Na Thio. clear vial	AG1S	1L H2SO4 amber glass
VG9U	40mL unpreserved clear vial	AG1T	1L Na Thiosulfate amber glass
I	40mL w/hexane wipe vial	AG1U	1liter unpres amber glass
WGKU	8oz unpreserved clear jar	AG2N	500mL HNO3 amber glass
WGFU	4oz clear soil jar	AG2S	500mL H2SO4 amber glass
JGFU	4oz unpreserved amber wide	AG2U	500mL unpres amber glass
CG3H	250mL clear glass HCl	AG3S	250mL H2SO4 amber glass
BG1H	1L HCl clear glass	AG3SF	250mL H2SO4 amb glass -field filtered
BG1S	1L H2SO4 clear glass	AG3U	250mL unpres amber glass
GN	General	AG3C	250mL NaOH amber glass

Plastic

BP1B	1L NaOH plastic
BP1N	1L HNO3 plastic
BP1S	1L H2SO4 plastic
BP1U	1L unpreserved plastic
BP1Z	1L NaOH, Zn, Ac
BP2N	500mL HNO3 plastic
BP2C	500mL NaOH plastic
BP2S	500mL H2SO4 plastic
BP2U	500mL unpreserved plastic
BP2Z	500mL NaOH, Zn Ac
BP3B	250mL NaOH plastic
BP3N	250mL HNO3 plastic
BP3F	250mL HNO3 plastic-field filtered
BP3U	250mL unpreserved plastic
BP3S	250mL H2SO4 plastic
BP3Z	250mL NaOH, ZnAc plastic
BP4U	125mL unpreserved plastic
BP4N	125mL HNO3 plastic
BP4S	125mL H2SO4 plastic

Miscellaneous

Syringe Kit	LL Cr+6 sampling kit
ZPLC	Ziploc Bag
R	Terracore Kit
SP5T	120mL Coliform Sodium Thiosulfate
T	Tedlar Bag (air sample)
U	Summa Can (air sample)
WT	Water
SL	Solid Solid
OL:	Oil
NAL	Non-aqueous liquid
WP	Wipe

COC PAGE 4 of 7

Sample Container Count

** Place a RED dot on containers that are out of conformance **

COC Line Item	WGFU	MeOH (only) / SBS / DI / R	VIALS: DG9H	VIALS: VG9H	VIALS: VOA VIAL HS (>6mm)	VIALS: VG9U	VIALS: DG9U	VIALS: VG9T	AMBER GLASS: AG0U	AMBER GLASS: AG1H	AMBER GLASS: AG1U	AMBER GLASS: AG2U	AMBER GLASS: AG3S	AMBER GLASS: AG3SF	AMBER GLASS: AG3C	PLASTIC: BP1U	PLASTIC: BP1N	PLASTIC: BP2U	PLASTIC: BP3U	PLASTIC: BP3N	PLASTIC: BP3F	PLASTIC: BP3S	PLASTIC: BP3B	PLASTIC: BP3Z	OTHER: CG3H	OTHER: Syringe Kit			Matrix	Nitric Red HNO3 <2	Sulfuric Yellow H2SO4 <2	Sodium Hydroxide Green NaOH >10	Sodium Hydroxide/ ZnAc Black NaOH/Zn Ac >9
1				3																									WT				
2			3	~~3~~																													
3			9	~~1~~	LL 11/10																												
4			3		1/3																												
5																																	
6																																	
7																																	
8																																	
9																																	
10																																	
11			3																										WT				
12																																	

Container Codes

Glass

DG9H	40mL HCl amber voa vial	BG1T	1L Na Thiosulfate clear glass
DG9P	40mL TSP amber vial	BG1U	1L unpreserved glass
DG9S	40mL H2SO4 amber vial	BG3H	250mL HCl Clear Glass
DG9T	40mL Na Thio amber vial	BG3U	250mL Unpres Clear Glass
DG9U	40mL unpreserved amber vial	AG0U	100mL unpres amber glass
VG9H	40mL HCl clear vial	AG1H	1L HCl amber glass
VG9T	40mL Na Thio. clear vial	AG1S	1L H2SO4 amber glass
VG9U	40mL unpreserved clear vial	AG1T	1L Na Thiosulfate amber glass
I	40mL w/hexane wipe vial	AG1U	1liter unpres amber glass
WGKU	8oz unpreserved clear jar	AG2N	500mL HNO3 amber glass
WGFU	4oz clear soil jar	AG2S	500mL H2SO4 amber glass
JGFU	4oz unpreserved amber wide	AG2U	500mL unpres amber glass
CG3H	250mL clear glass HCl	AG3S	250mL H2SO4 amber glass
BG1H	1L HCl clear glass	AG3SF	250mL H2SO4 amb glass -field filtered
BG1S	1L H2SO4 clear glass	AG3U	250mL unpres amber glass
GN	General	AG3C	250mL NaOH amber glass

Plastic

BP1B	1L NaOH plastic	BP4U	125mL unpreserved plastic
BP1N	1L HNO3 plastic	BP4N	125mL HNO3 plastic
BP1S	1L H2SO4 plastic	BP4S	125mL H2SO4 plastic
BP1U	1L unpreserved plastic		
BP1Z	1L NaOH, Zn, Ac		
BP2N	500mL HNO3 plastic		
BP2C	500mL NaOH plastic		
BP2S	500mL H2SO4 plastic		
BP2U	500mL unpreserved plastic		
BP2Z	500mL NaOH, Zn Ac		
BP3B	250mL NaOH plastic		
BP3N	250mL HNO3 plastic		
BP3F	250mL HNO3 plastic-field filtered		
BP3U	250mL unpreserved plastic		
BP3S	250mL H2SO4 plastic		
BP3Z	250mL NaOH, ZnAc plastic		

Miscellaneous

Syringe Kit	LL Cr+6 sampling kit
ZPLC	Ziploc Bag
R	Terracore Kit
SP5T	120mL Coliform Sodium Thiosulfate
T	Tedlar Bag (air sample)
U	Summa Can (air sample)
WT	Water
SL	Solid Solid
OL:	Oil
NAL	Non-aqueous liquid
WP	Wipe

COC PAGE 5 of 7

Sample Container Count

** Place a RED dot on containers that are out of conformance **

COC Line Item	WGFU	MeOH (only) / SBS / DI / R	VIALS: DG9H	VIALS: VG9H	VIALS: VOA VIAL HS (>6mm)	VIALS: VG9U	VIALS: DG9U	VIALS: VG9T	AMBER GLASS: AG0U	AMBER GLASS: AG1H	AMBER GLASS: AG1U	AMBER GLASS: AG2U	AMBER GLASS: AG3S	AMBER GLASS: AG3SF	AMBER GLASS: AG3C	PLASTIC: BP1U	PLASTIC: BP1N	PLASTIC: BP2U	PLASTIC: BP3U	PLASTIC: BP3N	PLASTIC: BP3F	PLASTIC: BP3S	PLASTIC: BP3B	PLASTIC: BP3Z	OTHER: CG3H	OTHER: Syringe Kit			Matrix	Nitric (Red) HNO3 <2	Sulfuric (Yellow) H2SO4 <2	Sodium Hydroxide (Green) NaOH >10	Sodium Hydroxide/ ZnAc (Black) NaOH/Zn Ac >9
1				3																									W				
2					1/3																												
3																																	
4					1/3																												
5																																	
6																																	
7																																	
8																																	
9																																	
10																																	
11				9																													
12				3																													

Container Codes

Glass

DG9H	40mL HCl amber voa vial	BG1T	1L Na Thiosulfate clear glass
DG9P	40mL TSP amber vial	BG1U	1L unpreserved glass
DG9S	40mL H2SO4 amber vial	BG3H	250mL HCl Clear Glass
DG9T	40mL Na Thio amber vial	BG3U	250mL Unpres Clear Glass
DG9U	40mL unpreserved amber vial	AG0U	100mL unpres amber glass
VG9H	40mL HCl clear vial	AG1H	1L HCl amber glass
VG9T	40mL Na Thio. clear vial	AG1S	1L H2SO4 amber glass
VG9U	40mL unpreserved clear vial	AG1T	1L Na Thiosulfate amber glass
I	40mL w/hexane wipe vial	AG1U	1liter unpres amber glass
WGKU	8oz unpreserved clear jar	AG2N	500mL HNO3 amber glass
WGFU	4oz clear soil jar	AG2S	500mL H2SO4 amber glass
JGFU	4oz unpreserved amber wide	AG2U	500mL unpres amber glass
CG3H	250mL clear glass HCl	AG3S	250mL H2SO4 amber glass
BG1H	1L HCl clear glass	AG3SF	250mL H2SO4 amb glass -field filtered
BG1S	1L H2SO4 clear glass	AG3U	250mL unpres amber glass
GN	General	AG3C	250mL NaOH amber glass

Plastic

BP1B	1L NaOH plastic
BP1N	1L HNO3 plastic
BP1S	1L H2SO4 plastic
BP1U	1L unpreserved plastic
BP1Z	1L NaOH, Zn, Ac
BP2N	500mL HNO3 plastic
BP2C	500mL NaOH plastic
BP2S	500mL H2SO4 plastic
BP2U	500mL unpreserved plastic
BP2Z	500mL NaOH, Zn Ac
BP3B	250mL NaOH plastic
BP3N	250mL HNO3 plastic
BP3F	250mL HNO3 plastic-field filtered
BP3U	250mL unpreserved plastic
BP3S	250mL H2SO4 plastic
BP3Z	250mL NaOH, ZnAc plastic
BP4U	125mL unpreserved plastic
BP4N	125mL HNO3 plastic
BP4S	125mL H2SO4 plastic

Miscellaneous

Syringe Kit	LL Cr+6 sampling kit
ZPLC	Ziploc Bag
R	Terracore Kit
SP5T	120mL Coliform Sodium Thiosulfate
T	Tedlar Bag (air sample)
U	Summa Can (air sample)
WT	Water
SL	Solid Solid
OL:	Oil
NAL	Non-aqueous liquid
WP	Wipe

COC PAGE 6 of 7

Sample Container Count

** Place a RED dot on containers that are out of conformance **

COC Line Item	WGFU	MeOH (only) / SBS / DI / R	VIALS: DG9H / VG9H	VIALS: VOA VIAL HS (>6mm)	VIALS: VG9U	VIALS: DG9U	VIALS: VG9T	AMBER GLASS: AG0U	AMBER GLASS: AG1H	AMBER GLASS: AG1U	AMBER GLASS: AG2U	AMBER GLASS: AG3S	AMBER GLASS: AG3SF	AMBER GLASS: AG3C	PLASTIC: BP1U	PLASTIC: BP1N	PLASTIC: BP2U	PLASTIC: BP3U	PLASTIC: BP3N	PLASTIC: BP3F	PLASTIC: BP3S	PLASTIC: BP3B	PLASTIC: BP3Z	OTHER: CG3H	OTHER: Syringe Kit			Matrix	Nitric Red HNO3 <2	Sulfuric Yellow H2SO4 <2	Sodium Hydroxide Green NaOH >10	Sodium Hydroxide/ ZnAc Black NaOH/Zn Ac >9
1			3																									WT				
2				1/3																												
3																																
4																																
5																																
6																																
7																																
8																																
9																																
10																																
11																																
12																																

Container Codes

Glass

DG9H	40mL HCl amber voa vial	BG1T	1L Na Thiosulfate clear glass
DG9P	40mL TSP amber vial	BG1U	1L unpreserved glass
DG9S	40mL H2SO4 amber vial	BG3H	250mL HCl Clear Glass
DG9T	40mL Na Thio amber vial	BG3U	250mL Unpres Clear Glass
DG9U	40mL unpreserved amber vial	AG0U	100mL unpres amber glass
VG9H	40mL HCl clear vial	AG1H	1L HCl amber glass
VG9T	40mL Na Thio. clear vial	AG1S	1L H2SO4 amber glass
VG9U	40mL unpreserved clear vial	AG1T	1L Na Thiosulfate amber glass
I	40mL w/hexane wipe vial	AG1U	1liter unpres amber glass
WGKU	8oz unpreserved clear jar	AG2N	500mL HNO3 amber glass
WGFU	4oz clear soil jar	AG2S	500mL H2SO4 amber glass
JGFU	4oz unpreserved amber wide	AG2U	500mL unpres amber glass
CG3H	250mL clear glass HCl	AG3S	250mL H2SO4 amber glass
BG1H	1L HCl clear glass	AG3SF	250mL H2SO4 amb glass -field filtered
BG1S	1L H2SO4 clear glass	AG3U	250mL unpres amber glass
GN	General	AG3C	250mL NaOH amber glass

Plastic

BP1B	1L NaOH plastic	BP4U	125mL unpreserved plastic
BP1N	1L HNO3 plastic	BP4N	125mL HNO3 plastic
BP1S	1L H2SO4 plastic	BP4S	125mL H2SO4 plastic
BP1U	1L unpreserved plastic		
BP1Z	1L NaOH, Zn, Ac		
BP2N	500mL HNO3 plastic		
BP2C	500mL NaOH plastic		
BP2S	500mL H2SO4 plastic		
BP2U	500mL unpreserved plastic		
BP2Z	500mL NaOH, Zn Ac		
BP3B	250mL NaOH plastic		
BP3N	250mL HNO3 plastic		
BP3F	250mL HNO3 plastic-field filtered		
BP3U	250mL unpreserved plastic		
BP3S	250mL H2SO4 plastic		
BP3Z	250mL NaOH, ZnAc plastic		

Miscellaneous

Syringe Kit	LL Cr+6 sampling kit
ZPLC	Ziploc Bag
R	Terracore Kit
SP5T	120mL Coliform Sodium Thiosulfate
T	Tedlar Bag (air sample)
U	Summa Can (air sample)
WT	Water
SL	Solid Solid
OL:	Oil
NAL	Non-aqueous liquid
WP	Wipe

COC PAGE 7 of 7

Sample Container Count

** Place a RED dot on containers that are out of conformance **

		MeOH (only)	VIALS					AMBER GLASS							PLASTIC									OTHER							
		SBS																													
		DI																													
COC Line Item	WGFU	R	DG9H	VG9H	VOA VIAL HS (>6mm)	VG9U	DG9U	VG9T	AG0U	AG1H	AG1U	AG2U	AG3S	AG3SF	AG3C	BP1U	BP1N	BP2U	BP3U	BP3N	BP3F	BP3S	BP3B	BP3Z	CG3H	Syringe Kit			Matrix	Nitric Red HNO3 <2	Sulfuric Yellow H2SO4 <2	Sodium Hydroxide Green NaOH >10	Sodium Hydroxide/ ZnAc Black NaOH/Zn Ac >9
1			14	3																													
2																																	
3			3																										WT				
4																																	
5																																	
6			3		ID: Trip blank -1																								WT				
7									-2																								
8									-3																								
9									-4																								
10																																	
11																																	
12																																	

Container Codes

Glass

DG9H	40mL HCl amber voa vial	BG1T	1L Na Thiosulfate clear glass
DG9P	40mL TSP amber vial	BG1U	1L unpreserved glass
DG9S	40mL H2SO4 amber vial	BG3H	250mL HCl Clear Glass
DG9T	40mL Na Thio amber vial	BG3U	250mL Unpres Clear Glass
DG9U	40mL unpreserved amber vial	AG0U	100mL unpres amber glass
VG9H	40mL HCl clear vial	AG1H	1L HCl amber glass
VG9T	40mL Na Thio. clear vial	AG1S	1L H2SO4 amber glass
VG9U	40mL unpreserved clear vial	AG1T	1L Na Thiosulfate amber glass
I	40mL w/hexane wipe vial	AG1U	1liter unpres amber glass
WGKU	8oz unpreserved clear jar	AG2N	500mL HNO3 amber glass
WGFU	4oz clear soil jar	AG2S	500mL H2SO4 amber glass
JGFU	4oz unpreserved amber wide	AG2U	500mL unpres amber glass
CG3H	250mL clear glass HCl	AG3S	250mL H2SO4 amber glass
BG1H	1L HCl clear glass	AG3SF	250mL H2SO4 amb glass -field filtered
BG1S	1L H2SO4 clear glass	AG3U	250mL unpres amber glass
GN	General	AG3C	250mL NaOH amber glass

Plastic

BP1B	1L NaOH plastic	BP4U	125mL unpreserved plastic
BP1N	1L HNO3 plastic	BP4N	125mL HNO3 plastic
BP1S	1L H2SO4 plastic	BP4S	125mL H2SO4 plastic
BP1U	1L unpreserved plastic		
BP1Z	1L NaOH, Zn, Ac		
BP2N	500mL HNO3 plastic		
BP2C	500mL NaOH plastic		
BP2S	500mL H2SO4 plastic		
BP2U	500mL unpreserved plastic		
BP2Z	500mL NaOH, Zn Ac		
BP3B	250mL NaOH plastic		
BP3N	250mL HNO3 plastic		
BP3F	250mL HNO3 plastic-field filtered		
BP3U	250mL unpreserved plastic		
BP3S	250mL H2SO4 plastic		
BP3Z	250mL NaOH, ZnAc plastic		

Miscellaneous

Syringe Kit	LL Cr+6 sampling kit
ZPLC	Ziploc Bag
R	Terracore Kit
SP5T	120mL Coliform Sodium Thiosulfate
T	Tedlar Bag (air sample)
U	Summa Can (air sample)
WT	Water
SL	Solid Solid
OL:	Oil
NAL	Non-aqueous liquid
WP	Wipe

Pace Analytical Services, LLC
7726 Moller Road
Indianapolis, IN 46268
(317)228-3100

December 06, 2022

Mr. James Cody
Patriot Engineering
6150 E 75th St
Indianapolis, IN 46250

RE: Project: HRID 4Q2022 21-1359-01E
Pace Project No.: 50331829

Dear Mr. Cody:

Enclosed are the analytical results for sample(s) received by the laboratory on November 22, 2022. The results relate only to the samples included in this report. Results reported herein conform to the applicable TNI/NELAC Standards and the laboratory's Quality Manual, where applicable, unless otherwise noted in the body of the report.

The test results provided in this final report were generated by each of the following laboratories within the Pace Network:

- Pace Analytical Services - Indianapolis

If you have any questions concerning this report, please feel free to contact me.

Sincerely,

Tina Sayer

Tina Sayer
tina.sayer@pacelabs.com
(317)228-3100
Project Manager

Enclosures

This report shall not be reproduced, except in full,
without the written consent of Pace Analytical Services, LLC.

Pace Analytical Services, LLC
7726 Moller Road
Indianapolis, IN 46268
(317)228-3100

CERTIFICATIONS

Project: HRID 4Q2022 21-1359-01E
Pace Project No.: 50331829

Pace Analytical Services Indianapolis
7726 Moller Road, Indianapolis, IN 46268
Illinois Accreditation #: 200074
Indiana Drinking Water Laboratory #: C-49-06
Kansas/TNI Certification #: E-10177
Kentucky UST Agency Interest #: 80226
Kentucky WW Laboratory ID #: 98019
Michigan Drinking Water Laboratory #9050
Ohio VAP Certified Laboratory #: CL0065
Oklahoma Laboratory #: 9204
Texas Certification #: T104704355
Wisconsin Laboratory #: 999788130
USDA Soil Permit #: P330-19-00257

This report shall not be reproduced, except in full,
without the written consent of Pace Analytical Services, LLC.

Pace Analytical Services, LLC
7726 Moller Road
Indianapolis, IN 46268
(317)228-3100

SAMPLE SUMMARY

Project: HRID 4Q2022 21-1359-01E
Pace Project No.: 50331829

Lab ID	Sample ID	Matrix	Date Collected	Date Received
50331829001	**MW-64D**	Water	11/22/22 10:43	11/22/22 12:45
50331829002	**MW-64I**	Water	11/22/22 10:16	11/22/22 12:45
50331829003	**MW-46I**	Water	11/22/22 08:50	11/22/22 12:45
50331829004	**MW-46D**	Water	11/22/22 08:22	11/22/22 12:45
50331829005	**MW-46S**	Water	11/22/22 09:16	11/22/22 12:45
50331829006	**MW-47D**	Water	11/21/22 15:41	11/22/22 12:45
50331829007	**MW-45D**	Water	11/21/22 12:03	11/22/22 12:45
50331829008	**MW-48D**	Water	11/21/22 13:54	11/22/22 12:45
50331829009	**DUP 4**	Water	11/21/22 08:00	11/22/22 12:45
50331829010	**MW-47I**	Water	11/21/22 15:13	11/22/22 12:45
50331829011	**MW-47S**	Water	11/21/22 16:11	11/22/22 12:45
50331829012	**MW-49D**	Water	11/21/22 13:08	11/22/22 12:45
50331829013	**MW-48S**	Water	11/21/22 14:25	11/22/22 12:45
50331829014	**MW-49S**	Water	11/21/22 12:42	11/22/22 12:45

This report shall not be reproduced, except in full,
without the written consent of Pace Analytical Services, LLC.

Pace Analytical Services, LLC
7726 Moller Road
Indianapolis, IN 46268
(317)228-3100

SAMPLE ANALYTE COUNT

Project: HRID 4Q2022 21-1359-01E
Pace Project No.: 50331829

Lab ID	Sample ID	Method	Analysts	Analytes Reported	Laboratory
50331829001	**MW-64D**	EPA 5030/8260	TKG	75	PASI-I
50331829002	**MW-64I**	EPA 5030/8260	TKG	75	PASI-I
50331829003	**MW-46I**	EPA 5030/8260	TKG	75	PASI-I
50331829004	**MW-46D**	EPA 5030/8260	TKG	75	PASI-I
50331829005	**MW-46S**	EPA 5030/8260	TKG	75	PASI-I
50331829006	**MW-47D**	EPA 5030/8260	TKG	75	PASI-I
50331829007	**MW-45D**	EPA 5030/8260	TKG	75	PASI-I
50331829008	**MW-48D**	EPA 5030/8260	TKG	75	PASI-I
50331829009	**DUP 4**	EPA 5030/8260	TKG	75	PASI-I
50331829010	**MW-47I**	EPA 5030/8260	TKG	75	PASI-I
50331829011	**MW-47S**	EPA 5030/8260	TKG	75	PASI-I
50331829012	**MW-49D**	EPA 5030/8260	TKG	75	PASI-I
50331829013	**MW-48S**	EPA 5030/8260	TKG	75	PASI-I
50331829014	**MW-49S**	EPA 5030/8260	TKG	75	PASI-I

PASI-I = Pace Analytical Services - Indianapolis

This report shall not be reproduced, except in full,
without the written consent of Pace Analytical Services, LLC.

Pace Analytical Services, LLC
7726 Moller Road
Indianapolis, IN 46268
(317)228-3100

SUMMARY OF DETECTION

Project: HRID 4Q2022 21-1359-01E
Pace Project No.: 50331829

Lab Sample ID Method	Client Sample ID Parameters	Result	Units	Report Limit	Analyzed	Qualifiers
50331829002	**MW-64I**					
EPA 5030/8260	cis-1,2-Dichloroethene	745	ug/L	50.0	12/05/22 19:39	M1
EPA 5030/8260	trans-1,2-Dichloroethene	74.9	ug/L	5.0	12/03/22 05:02	
EPA 5030/8260	Trichloroethene	101	ug/L	5.0	12/03/22 05:02	
50331829003	**MW-46I**					
EPA 5030/8260	cis-1,2-Dichloroethene	74.4	ug/L	5.0	12/02/22 23:12	
EPA 5030/8260	Vinyl chloride	31.5	ug/L	2.0	12/02/22 23:12	
50331829010	**MW-47I**					
EPA 5030/8260	cis-1,2-Dichloroethene	26.4	ug/L	5.0	12/03/22 02:36	

This report shall not be reproduced, except in full,
without the written consent of Pace Analytical Services, LLC.

Pace Analytical Services, LLC
7726 Moller Road
Indianapolis, IN 46268
(317)228-3100

ANALYTICAL RESULTS

Project: HRID 4Q2022 21-1359-01E
Pace Project No.: 50331829

Sample: MW-64D **Lab ID: 50331829001** Collected: 11/22/22 10:43 Received: 11/22/22 12:45 Matrix: Water

Parameters	Results	Units	Report Limit	DF	Prepared	Analyzed	CAS No.	Qual
8260 MSV Indiana	Analytical Method: EPA 5030/8260							
	Pace Analytical Services - Indianapolis							
Acetone	ND	ug/L	100	1		12/02/22 22:42	67-64-1	
Acrolein	ND	ug/L	50.0	1		12/02/22 22:42	107-02-8	
Acrylonitrile	ND	ug/L	100	1		12/02/22 22:42	107-13-1	
Benzene	ND	ug/L	5.0	1		12/02/22 22:42	71-43-2	
Bromobenzene	ND	ug/L	5.0	1		12/02/22 22:42	108-86-1	
Bromochloromethane	ND	ug/L	5.0	1		12/02/22 22:42	74-97-5	
Bromodichloromethane	ND	ug/L	5.0	1		12/02/22 22:42	75-27-4	
Bromoform	ND	ug/L	5.0	1		12/02/22 22:42	75-25-2	
Bromomethane	ND	ug/L	5.0	1		12/02/22 22:42	74-83-9	
2-Butanone (MEK)	ND	ug/L	25.0	1		12/02/22 22:42	78-93-3	
n-Butylbenzene	ND	ug/L	5.0	1		12/02/22 22:42	104-51-8	
sec-Butylbenzene	ND	ug/L	5.0	1		12/02/22 22:42	135-98-8	
tert-Butylbenzene	ND	ug/L	5.0	1		12/02/22 22:42	98-06-6	
Carbon disulfide	ND	ug/L	10.0	1		12/02/22 22:42	75-15-0	
Carbon tetrachloride	ND	ug/L	5.0	1		12/02/22 22:42	56-23-5	
Chlorobenzene	ND	ug/L	5.0	1		12/02/22 22:42	108-90-7	
Chloroethane	ND	ug/L	5.0	1		12/02/22 22:42	75-00-3	
Chloroform	ND	ug/L	5.0	1		12/02/22 22:42	67-66-3	
Chloromethane	ND	ug/L	5.0	1		12/02/22 22:42	74-87-3	
2-Chlorotoluene	ND	ug/L	5.0	1		12/02/22 22:42	95-49-8	
4-Chlorotoluene	ND	ug/L	5.0	1		12/02/22 22:42	106-43-4	
Dibromochloromethane	ND	ug/L	5.0	1		12/02/22 22:42	124-48-1	
1,2-Dibromoethane (EDB)	ND	ug/L	5.0	1		12/02/22 22:42	106-93-4	
Dibromomethane	ND	ug/L	5.0	1		12/02/22 22:42	74-95-3	
1,2-Dichlorobenzene	ND	ug/L	5.0	1		12/02/22 22:42	95-50-1	
1,3-Dichlorobenzene	ND	ug/L	5.0	1		12/02/22 22:42	541-73-1	
1,4-Dichlorobenzene	ND	ug/L	5.0	1		12/02/22 22:42	106-46-7	
trans-1,4-Dichloro-2-butene	ND	ug/L	100	1		12/02/22 22:42	110-57-6	
Dichlorodifluoromethane	ND	ug/L	5.0	1		12/02/22 22:42	75-71-8	
1,1-Dichloroethane	ND	ug/L	5.0	1		12/02/22 22:42	75-34-3	
1,2-Dichloroethane	ND	ug/L	5.0	1		12/02/22 22:42	107-06-2	
1,1-Dichloroethene	ND	ug/L	5.0	1		12/02/22 22:42	75-35-4	
cis-1,2-Dichloroethene	ND	ug/L	5.0	1		12/02/22 22:42	156-59-2	
trans-1,2-Dichloroethene	ND	ug/L	5.0	1		12/02/22 22:42	156-60-5	
1,2-Dichloropropane	ND	ug/L	5.0	1		12/02/22 22:42	78-87-5	
1,3-Dichloropropane	ND	ug/L	5.0	1		12/02/22 22:42	142-28-9	
2,2-Dichloropropane	ND	ug/L	5.0	1		12/02/22 22:42	594-20-7	
1,1-Dichloropropene	ND	ug/L	5.0	1		12/02/22 22:42	563-58-6	
cis-1,3-Dichloropropene	ND	ug/L	5.0	1		12/02/22 22:42	10061-01-5	
trans-1,3-Dichloropropene	ND	ug/L	5.0	1		12/02/22 22:42	10061-02-6	
Ethylbenzene	ND	ug/L	5.0	1		12/02/22 22:42	100-41-4	
Ethyl methacrylate	ND	ug/L	100	1		12/02/22 22:42	97-63-2	
Hexachloro-1,3-butadiene	ND	ug/L	5.0	1		12/02/22 22:42	87-68-3	
n-Hexane	ND	ug/L	5.0	1		12/02/22 22:42	110-54-3	
2-Hexanone	ND	ug/L	25.0	1		12/02/22 22:42	591-78-6	
Iodomethane	ND	ug/L	10.0	1		12/02/22 22:42	74-88-4	

This report shall not be reproduced, except in full,
without the written consent of Pace Analytical Services, LLC.

Pace Analytical Services, LLC
7726 Moller Road
Indianapolis, IN 46268
(317)228-3100

ANALYTICAL RESULTS

Project: HRID 4Q2022 21-1359-01E
Pace Project No.: 50331829

Sample: MW-64D **Lab ID: 50331829001** Collected: 11/22/22 10:43 Received: 11/22/22 12:45 Matrix: Water

Parameters	Results	Units	Report Limit	DF	Prepared	Analyzed	CAS No.	Qual
8260 MSV Indiana	Analytical Method: EPA 5030/8260							
	Pace Analytical Services - Indianapolis							
Isopropylbenzene (Cumene)	ND	ug/L	5.0	1		12/02/22 22:42	98-82-8	
p-Isopropyltoluene	ND	ug/L	5.0	1		12/02/22 22:42	99-87-6	
Methylene Chloride	ND	ug/L	5.0	1		12/02/22 22:42	75-09-2	
1-Methylnaphthalene	ND	ug/L	10.0	1		12/02/22 22:42	90-12-0	
2-Methylnaphthalene	ND	ug/L	10.0	1		12/02/22 22:42	91-57-6	
4-Methyl-2-pentanone (MIBK)	ND	ug/L	25.0	1		12/02/22 22:42	108-10-1	
Methyl-tert-butyl ether	ND	ug/L	4.0	1		12/02/22 22:42	1634-04-4	
Naphthalene	ND	ug/L	1.2	1		12/02/22 22:42	91-20-3	
n-Propylbenzene	ND	ug/L	5.0	1		12/02/22 22:42	103-65-1	
Styrene	ND	ug/L	5.0	1		12/02/22 22:42	100-42-5	
1,1,1,2-Tetrachloroethane	ND	ug/L	5.0	1		12/02/22 22:42	630-20-6	
1,1,2,2-Tetrachloroethane	ND	ug/L	5.0	1		12/02/22 22:42	79-34-5	
Tetrachloroethene	ND	ug/L	5.0	1		12/02/22 22:42	127-18-4	
Toluene	ND	ug/L	5.0	1		12/02/22 22:42	108-88-3	
1,2,3-Trichlorobenzene	ND	ug/L	5.0	1		12/02/22 22:42	87-61-6	
1,2,4-Trichlorobenzene	ND	ug/L	5.0	1		12/02/22 22:42	120-82-1	
1,1,1-Trichloroethane	ND	ug/L	5.0	1		12/02/22 22:42	71-55-6	
1,1,2-Trichloroethane	ND	ug/L	5.0	1		12/02/22 22:42	79-00-5	
Trichloroethene	ND	ug/L	5.0	1		12/02/22 22:42	79-01-6	
Trichlorofluoromethane	ND	ug/L	5.0	1		12/02/22 22:42	75-69-4	
1,2,3-Trichloropropane	ND	ug/L	5.0	1		12/02/22 22:42	96-18-4	
1,2,4-Trimethylbenzene	ND	ug/L	5.0	1		12/02/22 22:42	95-63-6	
1,3,5-Trimethylbenzene	ND	ug/L	5.0	1		12/02/22 22:42	108-67-8	
Vinyl acetate	ND	ug/L	50.0	1		12/02/22 22:42	108-05-4	L1
Vinyl chloride	ND	ug/L	2.0	1		12/02/22 22:42	75-01-4	
Xylene (Total)	ND	ug/L	10.0	1		12/02/22 22:42	1330-20-7	
Surrogates								
Dibromofluoromethane (S)	100	%.	82-128	1		12/02/22 22:42	1868-53-7	
4-Bromofluorobenzene (S)	100	%.	79-124	1		12/02/22 22:42	460-00-4	
Toluene-d8 (S)	98	%.	73-122	1		12/02/22 22:42	2037-26-5	

This report shall not be reproduced, except in full,
without the written consent of Pace Analytical Services, LLC.

Pace Analytical Services, LLC
7726 Moller Road
Indianapolis, IN 46268
(317)228-3100

ANALYTICAL RESULTS

Project: HRID 4Q2022 21-1359-01E
Pace Project No.: 50331829

Sample: MW-64I **Lab ID: 50331829002** Collected: 11/22/22 10:16 Received: 11/22/22 12:45 Matrix: Water

Parameters	Results	Units	Report Limit	DF	Prepared	Analyzed	CAS No.	Qual
8260 MSV Indiana	Analytical Method: EPA 5030/8260							
	Pace Analytical Services - Indianapolis							
Acetone	ND	ug/L	100	1		12/03/22 05:02	67-64-1	
Acrolein	ND	ug/L	50.0	1		12/03/22 05:02	107-02-8	
Acrylonitrile	ND	ug/L	100	1		12/03/22 05:02	107-13-1	
Benzene	ND	ug/L	5.0	1		12/03/22 05:02	71-43-2	
Bromobenzene	ND	ug/L	5.0	1		12/03/22 05:02	108-86-1	
Bromochloromethane	ND	ug/L	5.0	1		12/03/22 05:02	74-97-5	
Bromodichloromethane	ND	ug/L	5.0	1		12/03/22 05:02	75-27-4	
Bromoform	ND	ug/L	5.0	1		12/03/22 05:02	75-25-2	
Bromomethane	ND	ug/L	5.0	1		12/03/22 05:02	74-83-9	
2-Butanone (MEK)	ND	ug/L	25.0	1		12/03/22 05:02	78-93-3	
n-Butylbenzene	ND	ug/L	5.0	1		12/03/22 05:02	104-51-8	
sec-Butylbenzene	ND	ug/L	5.0	1		12/03/22 05:02	135-98-8	
tert-Butylbenzene	ND	ug/L	5.0	1		12/03/22 05:02	98-06-6	
Carbon disulfide	ND	ug/L	10.0	1		12/03/22 05:02	75-15-0	
Carbon tetrachloride	ND	ug/L	5.0	1		12/03/22 05:02	56-23-5	
Chlorobenzene	ND	ug/L	5.0	1		12/03/22 05:02	108-90-7	
Chloroethane	ND	ug/L	5.0	1		12/03/22 05:02	75-00-3	
Chloroform	ND	ug/L	5.0	1		12/03/22 05:02	67-66-3	
Chloromethane	ND	ug/L	5.0	1		12/03/22 05:02	74-87-3	
2-Chlorotoluene	ND	ug/L	5.0	1		12/03/22 05:02	95-49-8	
4-Chlorotoluene	ND	ug/L	5.0	1		12/03/22 05:02	106-43-4	
Dibromochloromethane	ND	ug/L	5.0	1		12/03/22 05:02	124-48-1	
1,2-Dibromoethane (EDB)	ND	ug/L	5.0	1		12/03/22 05:02	106-93-4	
Dibromomethane	ND	ug/L	5.0	1		12/03/22 05:02	74-95-3	
1,2-Dichlorobenzene	ND	ug/L	5.0	1		12/03/22 05:02	95-50-1	
1,3-Dichlorobenzene	ND	ug/L	5.0	1		12/03/22 05:02	541-73-1	
1,4-Dichlorobenzene	ND	ug/L	5.0	1		12/03/22 05:02	106-46-7	
trans-1,4-Dichloro-2-butene	ND	ug/L	100	1		12/03/22 05:02	110-57-6	
Dichlorodifluoromethane	ND	ug/L	5.0	1		12/03/22 05:02	75-71-8	
1,1-Dichloroethane	ND	ug/L	5.0	1		12/03/22 05:02	75-34-3	
1,2-Dichloroethane	ND	ug/L	5.0	1		12/03/22 05:02	107-06-2	
1,1-Dichloroethene	ND	ug/L	5.0	1		12/03/22 05:02	75-35-4	
cis-1,2-Dichloroethene	**745**	ug/L	50.0	10		12/05/22 19:39	156-59-2	M1
trans-1,2-Dichloroethene	**74.9**	ug/L	5.0	1		12/03/22 05:02	156-60-5	
1,2-Dichloropropane	ND	ug/L	5.0	1		12/03/22 05:02	78-87-5	
1,3-Dichloropropane	ND	ug/L	5.0	1		12/03/22 05:02	142-28-9	
2,2-Dichloropropane	ND	ug/L	5.0	1		12/03/22 05:02	594-20-7	
1,1-Dichloropropene	ND	ug/L	5.0	1		12/03/22 05:02	563-58-6	
cis-1,3-Dichloropropene	ND	ug/L	5.0	1		12/03/22 05:02	10061-01-5	
trans-1,3-Dichloropropene	ND	ug/L	5.0	1		12/03/22 05:02	10061-02-6	
Ethylbenzene	ND	ug/L	5.0	1		12/03/22 05:02	100-41-4	
Ethyl methacrylate	ND	ug/L	100	1		12/03/22 05:02	97-63-2	
Hexachloro-1,3-butadiene	ND	ug/L	5.0	1		12/03/22 05:02	87-68-3	
n-Hexane	ND	ug/L	5.0	1		12/03/22 05:02	110-54-3	
2-Hexanone	ND	ug/L	25.0	1		12/03/22 05:02	591-78-6	
Iodomethane	ND	ug/L	10.0	1		12/03/22 05:02	74-88-4	R1

This report shall not be reproduced, except in full,
without the written consent of Pace Analytical Services, LLC.

Pace Analytical Services, LLC
7726 Moller Road
Indianapolis, IN 46268
(317)228-3100

ANALYTICAL RESULTS

Project: HRID 4Q2022 21-1359-01E
Pace Project No.: 50331829

Sample: MW-64I **Lab ID: 50331829002** Collected: 11/22/22 10:16 Received: 11/22/22 12:45 Matrix: Water

Parameters	Results	Units	Report Limit	DF	Prepared	Analyzed	CAS No.	Qual
8260 MSV Indiana	Analytical Method: EPA 5030/8260							
	Pace Analytical Services - Indianapolis							
Isopropylbenzene (Cumene)	ND	ug/L	5.0	1		12/03/22 05:02	98-82-8	
p-Isopropyltoluene	ND	ug/L	5.0	1		12/03/22 05:02	99-87-6	
Methylene Chloride	ND	ug/L	5.0	1		12/03/22 05:02	75-09-2	
1-Methylnaphthalene	ND	ug/L	10.0	1		12/03/22 05:02	90-12-0	
2-Methylnaphthalene	ND	ug/L	10.0	1		12/03/22 05:02	91-57-6	
4-Methyl-2-pentanone (MIBK)	ND	ug/L	25.0	1		12/03/22 05:02	108-10-1	
Methyl-tert-butyl ether	ND	ug/L	4.0	1		12/03/22 05:02	1634-04-4	
Naphthalene	ND	ug/L	1.2	1		12/03/22 05:02	91-20-3	
n-Propylbenzene	ND	ug/L	5.0	1		12/03/22 05:02	103-65-1	
Styrene	ND	ug/L	5.0	1		12/03/22 05:02	100-42-5	
1,1,1,2-Tetrachloroethane	ND	ug/L	5.0	1		12/03/22 05:02	630-20-6	
1,1,2,2-Tetrachloroethane	ND	ug/L	5.0	1		12/03/22 05:02	79-34-5	
Tetrachloroethene	ND	ug/L	5.0	1		12/03/22 05:02	127-18-4	
Toluene	ND	ug/L	5.0	1		12/03/22 05:02	108-88-3	
1,2,3-Trichlorobenzene	ND	ug/L	5.0	1		12/03/22 05:02	87-61-6	
1,2,4-Trichlorobenzene	ND	ug/L	5.0	1		12/03/22 05:02	120-82-1	
1,1,1-Trichloroethane	ND	ug/L	5.0	1		12/03/22 05:02	71-55-6	
1,1,2-Trichloroethane	ND	ug/L	5.0	1		12/03/22 05:02	79-00-5	
Trichloroethene	**101**	ug/L	5.0	1		12/03/22 05:02	79-01-6	
Trichlorofluoromethane	ND	ug/L	5.0	1		12/03/22 05:02	75-69-4	
1,2,3-Trichloropropane	ND	ug/L	5.0	1		12/03/22 05:02	96-18-4	
1,2,4-Trimethylbenzene	ND	ug/L	5.0	1		12/03/22 05:02	95-63-6	
1,3,5-Trimethylbenzene	ND	ug/L	5.0	1		12/03/22 05:02	108-67-8	
Vinyl acetate	ND	ug/L	50.0	1		12/03/22 05:02	108-05-4	L1,M0
Vinyl chloride	ND	ug/L	2.0	1		12/03/22 05:02	75-01-4	
Xylene (Total)	ND	ug/L	10.0	1		12/03/22 05:02	1330-20-7	
Surrogates								
Dibromofluoromethane (S)	100	%.	82-128	1		12/03/22 05:02	1868-53-7	
4-Bromofluorobenzene (S)	99	%.	79-124	1		12/03/22 05:02	460-00-4	
Toluene-d8 (S)	98	%.	73-122	1		12/03/22 05:02	2037-26-5	

This report shall not be reproduced, except in full,
without the written consent of Pace Analytical Services, LLC.

Pace Analytical Services, LLC
7726 Moller Road
Indianapolis, IN 46268
(317)228-3100

ANALYTICAL RESULTS

Project: HRID 4Q2022 21-1359-01E
Pace Project No.: 50331829

Sample: MW-46I **Lab ID: 50331829003** Collected: 11/22/22 08:50 Received: 11/22/22 12:45 Matrix: Water

Parameters	Results	Units	Report Limit	DF	Prepared	Analyzed	CAS No.	Qual
8260 MSV Indiana	Analytical Method: EPA 5030/8260							
	Pace Analytical Services - Indianapolis							
Acetone	ND	ug/L	100	1		12/02/22 23:12	67-64-1	
Acrolein	ND	ug/L	50.0	1		12/02/22 23:12	107-02-8	
Acrylonitrile	ND	ug/L	100	1		12/02/22 23:12	107-13-1	
Benzene	ND	ug/L	5.0	1		12/02/22 23:12	71-43-2	
Bromobenzene	ND	ug/L	5.0	1		12/02/22 23:12	108-86-1	
Bromochloromethane	ND	ug/L	5.0	1		12/02/22 23:12	74-97-5	
Bromodichloromethane	ND	ug/L	5.0	1		12/02/22 23:12	75-27-4	
Bromoform	ND	ug/L	5.0	1		12/02/22 23:12	75-25-2	
Bromomethane	ND	ug/L	5.0	1		12/02/22 23:12	74-83-9	
2-Butanone (MEK)	ND	ug/L	25.0	1		12/02/22 23:12	78-93-3	
n-Butylbenzene	ND	ug/L	5.0	1		12/02/22 23:12	104-51-8	
sec-Butylbenzene	ND	ug/L	5.0	1		12/02/22 23:12	135-98-8	
tert-Butylbenzene	ND	ug/L	5.0	1		12/02/22 23:12	98-06-6	
Carbon disulfide	ND	ug/L	10.0	1		12/02/22 23:12	75-15-0	
Carbon tetrachloride	ND	ug/L	5.0	1		12/02/22 23:12	56-23-5	
Chlorobenzene	ND	ug/L	5.0	1		12/02/22 23:12	108-90-7	
Chloroethane	ND	ug/L	5.0	1		12/02/22 23:12	75-00-3	
Chloroform	ND	ug/L	5.0	1		12/02/22 23:12	67-66-3	
Chloromethane	ND	ug/L	5.0	1		12/02/22 23:12	74-87-3	
2-Chlorotoluene	ND	ug/L	5.0	1		12/02/22 23:12	95-49-8	
4-Chlorotoluene	ND	ug/L	5.0	1		12/02/22 23:12	106-43-4	
Dibromochloromethane	ND	ug/L	5.0	1		12/02/22 23:12	124-48-1	
1,2-Dibromoethane (EDB)	ND	ug/L	5.0	1		12/02/22 23:12	106-93-4	
Dibromomethane	ND	ug/L	5.0	1		12/02/22 23:12	74-95-3	
1,2-Dichlorobenzene	ND	ug/L	5.0	1		12/02/22 23:12	95-50-1	
1,3-Dichlorobenzene	ND	ug/L	5.0	1		12/02/22 23:12	541-73-1	
1,4-Dichlorobenzene	ND	ug/L	5.0	1		12/02/22 23:12	106-46-7	
trans-1,4-Dichloro-2-butene	ND	ug/L	100	1		12/02/22 23:12	110-57-6	
Dichlorodifluoromethane	ND	ug/L	5.0	1		12/02/22 23:12	75-71-8	
1,1-Dichloroethane	ND	ug/L	5.0	1		12/02/22 23:12	75-34-3	
1,2-Dichloroethane	ND	ug/L	5.0	1		12/02/22 23:12	107-06-2	
1,1-Dichloroethene	ND	ug/L	5.0	1		12/02/22 23:12	75-35-4	
cis-1,2-Dichloroethene	**74.4**	ug/L	5.0	1		12/02/22 23:12	156-59-2	
trans-1,2-Dichloroethene	ND	ug/L	5.0	1		12/02/22 23:12	156-60-5	
1,2-Dichloropropane	ND	ug/L	5.0	1		12/02/22 23:12	78-87-5	
1,3-Dichloropropane	ND	ug/L	5.0	1		12/02/22 23:12	142-28-9	
2,2-Dichloropropane	ND	ug/L	5.0	1		12/02/22 23:12	594-20-7	
1,1-Dichloropropene	ND	ug/L	5.0	1		12/02/22 23:12	563-58-6	
cis-1,3-Dichloropropene	ND	ug/L	5.0	1		12/02/22 23:12	10061-01-5	
trans-1,3-Dichloropropene	ND	ug/L	5.0	1		12/02/22 23:12	10061-02-6	
Ethylbenzene	ND	ug/L	5.0	1		12/02/22 23:12	100-41-4	
Ethyl methacrylate	ND	ug/L	100	1		12/02/22 23:12	97-63-2	
Hexachloro-1,3-butadiene	ND	ug/L	5.0	1		12/02/22 23:12	87-68-3	
n-Hexane	ND	ug/L	5.0	1		12/02/22 23:12	110-54-3	
2-Hexanone	ND	ug/L	25.0	1		12/02/22 23:12	591-78-6	
Iodomethane	ND	ug/L	10.0	1		12/02/22 23:12	74-88-4	

This report shall not be reproduced, except in full,
without the written consent of Pace Analytical Services, LLC.

Pace Analytical Services, LLC
7726 Moller Road
Indianapolis, IN 46268
(317)228-3100

ANALYTICAL RESULTS

Project: HRID 4Q2022 21-1359-01E
Pace Project No.: 50331829

Sample: MW-46I **Lab ID: 50331829003** Collected: 11/22/22 08:50 Received: 11/22/22 12:45 Matrix: Water

Parameters	Results	Units	Report Limit	DF	Prepared	Analyzed	CAS No.	Qual
8260 MSV Indiana	Analytical Method: EPA 5030/8260							
	Pace Analytical Services - Indianapolis							
Isopropylbenzene (Cumene)	ND	ug/L	5.0	1		12/02/22 23:12	98-82-8	
p-Isopropyltoluene	ND	ug/L	5.0	1		12/02/22 23:12	99-87-6	
Methylene Chloride	ND	ug/L	5.0	1		12/02/22 23:12	75-09-2	
1-Methylnaphthalene	ND	ug/L	10.0	1		12/02/22 23:12	90-12-0	
2-Methylnaphthalene	ND	ug/L	10.0	1		12/02/22 23:12	91-57-6	
4-Methyl-2-pentanone (MIBK)	ND	ug/L	25.0	1		12/02/22 23:12	108-10-1	
Methyl-tert-butyl ether	ND	ug/L	4.0	1		12/02/22 23:12	1634-04-4	
Naphthalene	ND	ug/L	1.2	1		12/02/22 23:12	91-20-3	
n-Propylbenzene	ND	ug/L	5.0	1		12/02/22 23:12	103-65-1	
Styrene	ND	ug/L	5.0	1		12/02/22 23:12	100-42-5	
1,1,1,2-Tetrachloroethane	ND	ug/L	5.0	1		12/02/22 23:12	630-20-6	
1,1,2,2-Tetrachloroethane	ND	ug/L	5.0	1		12/02/22 23:12	79-34-5	
Tetrachloroethene	ND	ug/L	5.0	1		12/02/22 23:12	127-18-4	
Toluene	ND	ug/L	5.0	1		12/02/22 23:12	108-88-3	
1,2,3-Trichlorobenzene	ND	ug/L	5.0	1		12/02/22 23:12	87-61-6	
1,2,4-Trichlorobenzene	ND	ug/L	5.0	1		12/02/22 23:12	120-82-1	
1,1,1-Trichloroethane	ND	ug/L	5.0	1		12/02/22 23:12	71-55-6	
1,1,2-Trichloroethane	ND	ug/L	5.0	1		12/02/22 23:12	79-00-5	
Trichloroethene	ND	ug/L	5.0	1		12/02/22 23:12	79-01-6	
Trichlorofluoromethane	ND	ug/L	5.0	1		12/02/22 23:12	75-69-4	
1,2,3-Trichloropropane	ND	ug/L	5.0	1		12/02/22 23:12	96-18-4	
1,2,4-Trimethylbenzene	ND	ug/L	5.0	1		12/02/22 23:12	95-63-6	
1,3,5-Trimethylbenzene	ND	ug/L	5.0	1		12/02/22 23:12	108-67-8	
Vinyl acetate	ND	ug/L	50.0	1		12/02/22 23:12	108-05-4	L1
Vinyl chloride	**31.5**	ug/L	2.0	1		12/02/22 23:12	75-01-4	
Xylene (Total)	ND	ug/L	10.0	1		12/02/22 23:12	1330-20-7	
Surrogates								
Dibromofluoromethane (S)	100	%.	82-128	1		12/02/22 23:12	1868-53-7	
4-Bromofluorobenzene (S)	100	%.	79-124	1		12/02/22 23:12	460-00-4	
Toluene-d8 (S)	98	%.	73-122	1		12/02/22 23:12	2037-26-5	

This report shall not be reproduced, except in full,
without the written consent of Pace Analytical Services, LLC.

Pace Analytical Services, LLC
7726 Moller Road
Indianapolis, IN 46268
(317)228-3100

ANALYTICAL RESULTS

Project: HRID 4Q2022 21-1359-01E
Pace Project No.: 50331829

Sample: MW-46D **Lab ID: 50331829004** Collected: 11/22/22 08:22 Received: 11/22/22 12:45 Matrix: Water

Parameters	Results	Units	Report Limit	DF	Prepared	Analyzed	CAS No.	Qual
8260 MSV Indiana	Analytical Method: EPA 5030/8260							
	Pace Analytical Services - Indianapolis							
Acetone	ND	ug/L	100	1		12/02/22 23:41	67-64-1	
Acrolein	ND	ug/L	50.0	1		12/02/22 23:41	107-02-8	
Acrylonitrile	ND	ug/L	100	1		12/02/22 23:41	107-13-1	
Benzene	ND	ug/L	5.0	1		12/02/22 23:41	71-43-2	
Bromobenzene	ND	ug/L	5.0	1		12/02/22 23:41	108-86-1	
Bromochloromethane	ND	ug/L	5.0	1		12/02/22 23:41	74-97-5	
Bromodichloromethane	ND	ug/L	5.0	1		12/02/22 23:41	75-27-4	
Bromoform	ND	ug/L	5.0	1		12/02/22 23:41	75-25-2	
Bromomethane	ND	ug/L	5.0	1		12/02/22 23:41	74-83-9	
2-Butanone (MEK)	ND	ug/L	25.0	1		12/02/22 23:41	78-93-3	
n-Butylbenzene	ND	ug/L	5.0	1		12/02/22 23:41	104-51-8	
sec-Butylbenzene	ND	ug/L	5.0	1		12/02/22 23:41	135-98-8	
tert-Butylbenzene	ND	ug/L	5.0	1		12/02/22 23:41	98-06-6	
Carbon disulfide	ND	ug/L	10.0	1		12/02/22 23:41	75-15-0	
Carbon tetrachloride	ND	ug/L	5.0	1		12/02/22 23:41	56-23-5	
Chlorobenzene	ND	ug/L	5.0	1		12/02/22 23:41	108-90-7	
Chloroethane	ND	ug/L	5.0	1		12/02/22 23:41	75-00-3	
Chloroform	ND	ug/L	5.0	1		12/02/22 23:41	67-66-3	
Chloromethane	ND	ug/L	5.0	1		12/02/22 23:41	74-87-3	
2-Chlorotoluene	ND	ug/L	5.0	1		12/02/22 23:41	95-49-8	
4-Chlorotoluene	ND	ug/L	5.0	1		12/02/22 23:41	106-43-4	
Dibromochloromethane	ND	ug/L	5.0	1		12/02/22 23:41	124-48-1	
1,2-Dibromoethane (EDB)	ND	ug/L	5.0	1		12/02/22 23:41	106-93-4	
Dibromomethane	ND	ug/L	5.0	1		12/02/22 23:41	74-95-3	
1,2-Dichlorobenzene	ND	ug/L	5.0	1		12/02/22 23:41	95-50-1	
1,3-Dichlorobenzene	ND	ug/L	5.0	1		12/02/22 23:41	541-73-1	
1,4-Dichlorobenzene	ND	ug/L	5.0	1		12/02/22 23:41	106-46-7	
trans-1,4-Dichloro-2-butene	ND	ug/L	100	1		12/02/22 23:41	110-57-6	
Dichlorodifluoromethane	ND	ug/L	5.0	1		12/02/22 23:41	75-71-8	
1,1-Dichloroethane	ND	ug/L	5.0	1		12/02/22 23:41	75-34-3	
1,2-Dichloroethane	ND	ug/L	5.0	1		12/02/22 23:41	107-06-2	
1,1-Dichloroethene	ND	ug/L	5.0	1		12/02/22 23:41	75-35-4	
cis-1,2-Dichloroethene	ND	ug/L	5.0	1		12/02/22 23:41	156-59-2	
trans-1,2-Dichloroethene	ND	ug/L	5.0	1		12/02/22 23:41	156-60-5	
1,2-Dichloropropane	ND	ug/L	5.0	1		12/02/22 23:41	78-87-5	
1,3-Dichloropropane	ND	ug/L	5.0	1		12/02/22 23:41	142-28-9	
2,2-Dichloropropane	ND	ug/L	5.0	1		12/02/22 23:41	594-20-7	
1,1-Dichloropropene	ND	ug/L	5.0	1		12/02/22 23:41	563-58-6	
cis-1,3-Dichloropropene	ND	ug/L	5.0	1		12/02/22 23:41	10061-01-5	
trans-1,3-Dichloropropene	ND	ug/L	5.0	1		12/02/22 23:41	10061-02-6	
Ethylbenzene	ND	ug/L	5.0	1		12/02/22 23:41	100-41-4	
Ethyl methacrylate	ND	ug/L	100	1		12/02/22 23:41	97-63-2	
Hexachloro-1,3-butadiene	ND	ug/L	5.0	1		12/02/22 23:41	87-68-3	
n-Hexane	ND	ug/L	5.0	1		12/02/22 23:41	110-54-3	
2-Hexanone	ND	ug/L	25.0	1		12/02/22 23:41	591-78-6	
Iodomethane	ND	ug/L	10.0	1		12/02/22 23:41	74-88-4	

This report shall not be reproduced, except in full,
without the written consent of Pace Analytical Services, LLC.

Pace Analytical Services, LLC
7726 Moller Road
Indianapolis, IN 46268
(317)228-3100

ANALYTICAL RESULTS

Project: HRID 4Q2022 21-1359-01E
Pace Project No.: 50331829

Sample: MW-46D **Lab ID: 50331829004** Collected: 11/22/22 08:22 Received: 11/22/22 12:45 Matrix: Water

Parameters	Results	Units	Report Limit	DF	Prepared	Analyzed	CAS No.	Qual
8260 MSV Indiana	Analytical Method: EPA 5030/8260							
	Pace Analytical Services - Indianapolis							
Isopropylbenzene (Cumene)	ND	ug/L	5.0	1		12/02/22 23:41	98-82-8	
p-Isopropyltoluene	ND	ug/L	5.0	1		12/02/22 23:41	99-87-6	
Methylene Chloride	ND	ug/L	5.0	1		12/02/22 23:41	75-09-2	
1-Methylnaphthalene	ND	ug/L	10.0	1		12/02/22 23:41	90-12-0	
2-Methylnaphthalene	ND	ug/L	10.0	1		12/02/22 23:41	91-57-6	
4-Methyl-2-pentanone (MIBK)	ND	ug/L	25.0	1		12/02/22 23:41	108-10-1	
Methyl-tert-butyl ether	ND	ug/L	4.0	1		12/02/22 23:41	1634-04-4	
Naphthalene	ND	ug/L	1.2	1		12/02/22 23:41	91-20-3	
n-Propylbenzene	ND	ug/L	5.0	1		12/02/22 23:41	103-65-1	
Styrene	ND	ug/L	5.0	1		12/02/22 23:41	100-42-5	
1,1,1,2-Tetrachloroethane	ND	ug/L	5.0	1		12/02/22 23:41	630-20-6	
1,1,2,2-Tetrachloroethane	ND	ug/L	5.0	1		12/02/22 23:41	79-34-5	
Tetrachloroethene	ND	ug/L	5.0	1		12/02/22 23:41	127-18-4	
Toluene	ND	ug/L	5.0	1		12/02/22 23:41	108-88-3	
1,2,3-Trichlorobenzene	ND	ug/L	5.0	1		12/02/22 23:41	87-61-6	
1,2,4-Trichlorobenzene	ND	ug/L	5.0	1		12/02/22 23:41	120-82-1	
1,1,1-Trichloroethane	ND	ug/L	5.0	1		12/02/22 23:41	71-55-6	
1,1,2-Trichloroethane	ND	ug/L	5.0	1		12/02/22 23:41	79-00-5	
Trichloroethene	ND	ug/L	5.0	1		12/02/22 23:41	79-01-6	
Trichlorofluoromethane	ND	ug/L	5.0	1		12/02/22 23:41	75-69-4	
1,2,3-Trichloropropane	ND	ug/L	5.0	1		12/02/22 23:41	96-18-4	
1,2,4-Trimethylbenzene	ND	ug/L	5.0	1		12/02/22 23:41	95-63-6	
1,3,5-Trimethylbenzene	ND	ug/L	5.0	1		12/02/22 23:41	108-67-8	
Vinyl acetate	ND	ug/L	50.0	1		12/02/22 23:41	108-05-4	L1
Vinyl chloride	ND	ug/L	2.0	1		12/02/22 23:41	75-01-4	
Xylene (Total)	ND	ug/L	10.0	1		12/02/22 23:41	1330-20-7	
Surrogates								
Dibromofluoromethane (S)	101	%.	82-128	1		12/02/22 23:41	1868-53-7	
4-Bromofluorobenzene (S)	100	%.	79-124	1		12/02/22 23:41	460-00-4	
Toluene-d8 (S)	98	%.	73-122	1		12/02/22 23:41	2037-26-5	

This report shall not be reproduced, except in full,
without the written consent of Pace Analytical Services, LLC.

Pace Analytical Services, LLC
7726 Moller Road
Indianapolis, IN 46268
(317)228-3100

ANALYTICAL RESULTS

Project: HRID 4Q2022 21-1359-01E
Pace Project No.: 50331829

Sample: MW-46S **Lab ID: 50331829005** Collected: 11/22/22 09:16 Received: 11/22/22 12:45 Matrix: Water

Parameters	Results	Units	Report Limit	DF	Prepared	Analyzed	CAS No.	Qual
8260 MSV Indiana	Analytical Method: EPA 5030/8260							
	Pace Analytical Services - Indianapolis							
Acetone	ND	ug/L	100	1		12/03/22 00:10	67-64-1	
Acrolein	ND	ug/L	50.0	1		12/03/22 00:10	107-02-8	
Acrylonitrile	ND	ug/L	100	1		12/03/22 00:10	107-13-1	
Benzene	ND	ug/L	5.0	1		12/03/22 00:10	71-43-2	
Bromobenzene	ND	ug/L	5.0	1		12/03/22 00:10	108-86-1	
Bromochloromethane	ND	ug/L	5.0	1		12/03/22 00:10	74-97-5	
Bromodichloromethane	ND	ug/L	5.0	1		12/03/22 00:10	75-27-4	
Bromoform	ND	ug/L	5.0	1		12/03/22 00:10	75-25-2	
Bromomethane	ND	ug/L	5.0	1		12/03/22 00:10	74-83-9	
2-Butanone (MEK)	ND	ug/L	25.0	1		12/03/22 00:10	78-93-3	
n-Butylbenzene	ND	ug/L	5.0	1		12/03/22 00:10	104-51-8	
sec-Butylbenzene	ND	ug/L	5.0	1		12/03/22 00:10	135-98-8	
tert-Butylbenzene	ND	ug/L	5.0	1		12/03/22 00:10	98-06-6	
Carbon disulfide	ND	ug/L	10.0	1		12/03/22 00:10	75-15-0	
Carbon tetrachloride	ND	ug/L	5.0	1		12/03/22 00:10	56-23-5	
Chlorobenzene	ND	ug/L	5.0	1		12/03/22 00:10	108-90-7	
Chloroethane	ND	ug/L	5.0	1		12/03/22 00:10	75-00-3	
Chloroform	ND	ug/L	5.0	1		12/03/22 00:10	67-66-3	
Chloromethane	ND	ug/L	5.0	1		12/03/22 00:10	74-87-3	
2-Chlorotoluene	ND	ug/L	5.0	1		12/03/22 00:10	95-49-8	
4-Chlorotoluene	ND	ug/L	5.0	1		12/03/22 00:10	106-43-4	
Dibromochloromethane	ND	ug/L	5.0	1		12/03/22 00:10	124-48-1	
1,2-Dibromoethane (EDB)	ND	ug/L	5.0	1		12/03/22 00:10	106-93-4	
Dibromomethane	ND	ug/L	5.0	1		12/03/22 00:10	74-95-3	
1,2-Dichlorobenzene	ND	ug/L	5.0	1		12/03/22 00:10	95-50-1	
1,3-Dichlorobenzene	ND	ug/L	5.0	1		12/03/22 00:10	541-73-1	
1,4-Dichlorobenzene	ND	ug/L	5.0	1		12/03/22 00:10	106-46-7	
trans-1,4-Dichloro-2-butene	ND	ug/L	100	1		12/03/22 00:10	110-57-6	
Dichlorodifluoromethane	ND	ug/L	5.0	1		12/03/22 00:10	75-71-8	
1,1-Dichloroethane	ND	ug/L	5.0	1		12/03/22 00:10	75-34-3	
1,2-Dichloroethane	ND	ug/L	5.0	1		12/03/22 00:10	107-06-2	
1,1-Dichloroethene	ND	ug/L	5.0	1		12/03/22 00:10	75-35-4	
cis-1,2-Dichloroethene	ND	ug/L	5.0	1		12/03/22 00:10	156-59-2	
trans-1,2-Dichloroethene	ND	ug/L	5.0	1		12/03/22 00:10	156-60-5	
1,2-Dichloropropane	ND	ug/L	5.0	1		12/03/22 00:10	78-87-5	
1,3-Dichloropropane	ND	ug/L	5.0	1		12/03/22 00:10	142-28-9	
2,2-Dichloropropane	ND	ug/L	5.0	1		12/03/22 00:10	594-20-7	
1,1-Dichloropropene	ND	ug/L	5.0	1		12/03/22 00:10	563-58-6	
cis-1,3-Dichloropropene	ND	ug/L	5.0	1		12/03/22 00:10	10061-01-5	
trans-1,3-Dichloropropene	ND	ug/L	5.0	1		12/03/22 00:10	10061-02-6	
Ethylbenzene	ND	ug/L	5.0	1		12/03/22 00:10	100-41-4	
Ethyl methacrylate	ND	ug/L	100	1		12/03/22 00:10	97-63-2	
Hexachloro-1,3-butadiene	ND	ug/L	5.0	1		12/03/22 00:10	87-68-3	
n-Hexane	ND	ug/L	5.0	1		12/03/22 00:10	110-54-3	
2-Hexanone	ND	ug/L	25.0	1		12/03/22 00:10	591-78-6	
Iodomethane	ND	ug/L	10.0	1		12/03/22 00:10	74-88-4	

This report shall not be reproduced, except in full,
without the written consent of Pace Analytical Services, LLC.

Pace Analytical Services, LLC
7726 Moller Road
Indianapolis, IN 46268
(317)228-3100

ANALYTICAL RESULTS

Project: HRID 4Q2022 21-1359-01E
Pace Project No.: 50331829

Sample: MW-46S **Lab ID: 50331829005** Collected: 11/22/22 09:16 Received: 11/22/22 12:45 Matrix: Water

Parameters	Results	Units	Report Limit	DF	Prepared	Analyzed	CAS No.	Qual
8260 MSV Indiana	Analytical Method: EPA 5030/8260							
	Pace Analytical Services - Indianapolis							
Isopropylbenzene (Cumene)	ND	ug/L	5.0	1		12/03/22 00:10	98-82-8	
p-Isopropyltoluene	ND	ug/L	5.0	1		12/03/22 00:10	99-87-6	
Methylene Chloride	ND	ug/L	5.0	1		12/03/22 00:10	75-09-2	
1-Methylnaphthalene	ND	ug/L	10.0	1		12/03/22 00:10	90-12-0	
2-Methylnaphthalene	ND	ug/L	10.0	1		12/03/22 00:10	91-57-6	
4-Methyl-2-pentanone (MIBK)	ND	ug/L	25.0	1		12/03/22 00:10	108-10-1	
Methyl-tert-butyl ether	ND	ug/L	4.0	1		12/03/22 00:10	1634-04-4	
Naphthalene	ND	ug/L	1.2	1		12/03/22 00:10	91-20-3	
n-Propylbenzene	ND	ug/L	5.0	1		12/03/22 00:10	103-65-1	
Styrene	ND	ug/L	5.0	1		12/03/22 00:10	100-42-5	
1,1,1,2-Tetrachloroethane	ND	ug/L	5.0	1		12/03/22 00:10	630-20-6	
1,1,2,2-Tetrachloroethane	ND	ug/L	5.0	1		12/03/22 00:10	79-34-5	
Tetrachloroethene	ND	ug/L	5.0	1		12/03/22 00:10	127-18-4	
Toluene	ND	ug/L	5.0	1		12/03/22 00:10	108-88-3	
1,2,3-Trichlorobenzene	ND	ug/L	5.0	1		12/03/22 00:10	87-61-6	
1,2,4-Trichlorobenzene	ND	ug/L	5.0	1		12/03/22 00:10	120-82-1	
1,1,1-Trichloroethane	ND	ug/L	5.0	1		12/03/22 00:10	71-55-6	
1,1,2-Trichloroethane	ND	ug/L	5.0	1		12/03/22 00:10	79-00-5	
Trichloroethene	ND	ug/L	5.0	1		12/03/22 00:10	79-01-6	
Trichlorofluoromethane	ND	ug/L	5.0	1		12/03/22 00:10	75-69-4	
1,2,3-Trichloropropane	ND	ug/L	5.0	1		12/03/22 00:10	96-18-4	
1,2,4-Trimethylbenzene	ND	ug/L	5.0	1		12/03/22 00:10	95-63-6	
1,3,5-Trimethylbenzene	ND	ug/L	5.0	1		12/03/22 00:10	108-67-8	
Vinyl acetate	ND	ug/L	50.0	1		12/03/22 00:10	108-05-4	L1
Vinyl chloride	ND	ug/L	2.0	1		12/03/22 00:10	75-01-4	
Xylene (Total)	ND	ug/L	10.0	1		12/03/22 00:10	1330-20-7	
Surrogates								
Dibromofluoromethane (S)	99	%.	82-128	1		12/03/22 00:10	1868-53-7	
4-Bromofluorobenzene (S)	99	%.	79-124	1		12/03/22 00:10	460-00-4	
Toluene-d8 (S)	98	%.	73-122	1		12/03/22 00:10	2037-26-5	

This report shall not be reproduced, except in full,
without the written consent of Pace Analytical Services, LLC.

Pace Analytical Services, LLC
7726 Moller Road
Indianapolis, IN 46268
(317)228-3100

ANALYTICAL RESULTS

Project: HRID 4Q2022 21-1359-01E
Pace Project No.: 50331829

Sample: MW-47D **Lab ID: 50331829006** Collected: 11/21/22 15:41 Received: 11/22/22 12:45 Matrix: Water

Parameters	Results	Units	Report Limit	DF	Prepared	Analyzed	CAS No.	Qual
8260 MSV Indiana	Analytical Method: EPA 5030/8260							
	Pace Analytical Services - Indianapolis							
Acetone	ND	ug/L	100	1		12/03/22 00:39	67-64-1	
Acrolein	ND	ug/L	50.0	1		12/03/22 00:39	107-02-8	
Acrylonitrile	ND	ug/L	100	1		12/03/22 00:39	107-13-1	
Benzene	ND	ug/L	5.0	1		12/03/22 00:39	71-43-2	
Bromobenzene	ND	ug/L	5.0	1		12/03/22 00:39	108-86-1	
Bromochloromethane	ND	ug/L	5.0	1		12/03/22 00:39	74-97-5	
Bromodichloromethane	ND	ug/L	5.0	1		12/03/22 00:39	75-27-4	
Bromoform	ND	ug/L	5.0	1		12/03/22 00:39	75-25-2	
Bromomethane	ND	ug/L	5.0	1		12/03/22 00:39	74-83-9	
2-Butanone (MEK)	ND	ug/L	25.0	1		12/03/22 00:39	78-93-3	
n-Butylbenzene	ND	ug/L	5.0	1		12/03/22 00:39	104-51-8	
sec-Butylbenzene	ND	ug/L	5.0	1		12/03/22 00:39	135-98-8	
tert-Butylbenzene	ND	ug/L	5.0	1		12/03/22 00:39	98-06-6	
Carbon disulfide	ND	ug/L	10.0	1		12/03/22 00:39	75-15-0	
Carbon tetrachloride	ND	ug/L	5.0	1		12/03/22 00:39	56-23-5	
Chlorobenzene	ND	ug/L	5.0	1		12/03/22 00:39	108-90-7	
Chloroethane	ND	ug/L	5.0	1		12/03/22 00:39	75-00-3	
Chloroform	ND	ug/L	5.0	1		12/03/22 00:39	67-66-3	
Chloromethane	ND	ug/L	5.0	1		12/03/22 00:39	74-87-3	
2-Chlorotoluene	ND	ug/L	5.0	1		12/03/22 00:39	95-49-8	
4-Chlorotoluene	ND	ug/L	5.0	1		12/03/22 00:39	106-43-4	
Dibromochloromethane	ND	ug/L	5.0	1		12/03/22 00:39	124-48-1	
1,2-Dibromoethane (EDB)	ND	ug/L	5.0	1		12/03/22 00:39	106-93-4	
Dibromomethane	ND	ug/L	5.0	1		12/03/22 00:39	74-95-3	
1,2-Dichlorobenzene	ND	ug/L	5.0	1		12/03/22 00:39	95-50-1	
1,3-Dichlorobenzene	ND	ug/L	5.0	1		12/03/22 00:39	541-73-1	
1,4-Dichlorobenzene	ND	ug/L	5.0	1		12/03/22 00:39	106-46-7	
trans-1,4-Dichloro-2-butene	ND	ug/L	100	1		12/03/22 00:39	110-57-6	
Dichlorodifluoromethane	ND	ug/L	5.0	1		12/03/22 00:39	75-71-8	
1,1-Dichloroethane	ND	ug/L	5.0	1		12/03/22 00:39	75-34-3	
1,2-Dichloroethane	ND	ug/L	5.0	1		12/03/22 00:39	107-06-2	
1,1-Dichloroethene	ND	ug/L	5.0	1		12/03/22 00:39	75-35-4	
cis-1,2-Dichloroethene	ND	ug/L	5.0	1		12/03/22 00:39	156-59-2	
trans-1,2-Dichloroethene	ND	ug/L	5.0	1		12/03/22 00:39	156-60-5	
1,2-Dichloropropane	ND	ug/L	5.0	1		12/03/22 00:39	78-87-5	
1,3-Dichloropropane	ND	ug/L	5.0	1		12/03/22 00:39	142-28-9	
2,2-Dichloropropane	ND	ug/L	5.0	1		12/03/22 00:39	594-20-7	
1,1-Dichloropropene	ND	ug/L	5.0	1		12/03/22 00:39	563-58-6	
cis-1,3-Dichloropropene	ND	ug/L	5.0	1		12/03/22 00:39	10061-01-5	
trans-1,3-Dichloropropene	ND	ug/L	5.0	1		12/03/22 00:39	10061-02-6	
Ethylbenzene	ND	ug/L	5.0	1		12/03/22 00:39	100-41-4	
Ethyl methacrylate	ND	ug/L	100	1		12/03/22 00:39	97-63-2	
Hexachloro-1,3-butadiene	ND	ug/L	5.0	1		12/03/22 00:39	87-68-3	
n-Hexane	ND	ug/L	5.0	1		12/03/22 00:39	110-54-3	
2-Hexanone	ND	ug/L	25.0	1		12/03/22 00:39	591-78-6	
Iodomethane	ND	ug/L	10.0	1		12/03/22 00:39	74-88-4	

This report shall not be reproduced, except in full,
without the written consent of Pace Analytical Services, LLC.

Pace Analytical Services, LLC
7726 Moller Road
Indianapolis, IN 46268
(317)228-3100

ANALYTICAL RESULTS

Project: HRID 4Q2022 21-1359-01E
Pace Project No.: 50331829

Sample: MW-47D **Lab ID: 50331829006** Collected: 11/21/22 15:41 Received: 11/22/22 12:45 Matrix: Water

Parameters	Results	Units	Report Limit	DF	Prepared	Analyzed	CAS No.	Qual
8260 MSV Indiana	Analytical Method: EPA 5030/8260							
	Pace Analytical Services - Indianapolis							
Isopropylbenzene (Cumene)	ND	ug/L	5.0	1		12/03/22 00:39	98-82-8	
p-Isopropyltoluene	ND	ug/L	5.0	1		12/03/22 00:39	99-87-6	
Methylene Chloride	ND	ug/L	5.0	1		12/03/22 00:39	75-09-2	
1-Methylnaphthalene	ND	ug/L	10.0	1		12/03/22 00:39	90-12-0	
2-Methylnaphthalene	ND	ug/L	10.0	1		12/03/22 00:39	91-57-6	
4-Methyl-2-pentanone (MIBK)	ND	ug/L	25.0	1		12/03/22 00:39	108-10-1	
Methyl-tert-butyl ether	ND	ug/L	4.0	1		12/03/22 00:39	1634-04-4	
Naphthalene	ND	ug/L	1.2	1		12/03/22 00:39	91-20-3	
n-Propylbenzene	ND	ug/L	5.0	1		12/03/22 00:39	103-65-1	
Styrene	ND	ug/L	5.0	1		12/03/22 00:39	100-42-5	
1,1,1,2-Tetrachloroethane	ND	ug/L	5.0	1		12/03/22 00:39	630-20-6	
1,1,2,2-Tetrachloroethane	ND	ug/L	5.0	1		12/03/22 00:39	79-34-5	
Tetrachloroethene	ND	ug/L	5.0	1		12/03/22 00:39	127-18-4	
Toluene	ND	ug/L	5.0	1		12/03/22 00:39	108-88-3	
1,2,3-Trichlorobenzene	ND	ug/L	5.0	1		12/03/22 00:39	87-61-6	
1,2,4-Trichlorobenzene	ND	ug/L	5.0	1		12/03/22 00:39	120-82-1	
1,1,1-Trichloroethane	ND	ug/L	5.0	1		12/03/22 00:39	71-55-6	
1,1,2-Trichloroethane	ND	ug/L	5.0	1		12/03/22 00:39	79-00-5	
Trichloroethene	ND	ug/L	5.0	1		12/03/22 00:39	79-01-6	
Trichlorofluoromethane	ND	ug/L	5.0	1		12/03/22 00:39	75-69-4	
1,2,3-Trichloropropane	ND	ug/L	5.0	1		12/03/22 00:39	96-18-4	
1,2,4-Trimethylbenzene	ND	ug/L	5.0	1		12/03/22 00:39	95-63-6	
1,3,5-Trimethylbenzene	ND	ug/L	5.0	1		12/03/22 00:39	108-67-8	
Vinyl acetate	ND	ug/L	50.0	1		12/03/22 00:39	108-05-4	L1
Vinyl chloride	ND	ug/L	2.0	1		12/03/22 00:39	75-01-4	
Xylene (Total)	ND	ug/L	10.0	1		12/03/22 00:39	1330-20-7	
Surrogates								
Dibromofluoromethane (S)	99	%.	82-128	1		12/03/22 00:39	1868-53-7	
4-Bromofluorobenzene (S)	100	%.	79-124	1		12/03/22 00:39	460-00-4	
Toluene-d8 (S)	98	%.	73-122	1		12/03/22 00:39	2037-26-5	

This report shall not be reproduced, except in full,
without the written consent of Pace Analytical Services, LLC.

Pace Analytical Services, LLC
7726 Moller Road
Indianapolis, IN 46268
(317)228-3100

ANALYTICAL RESULTS

Project: HRID 4Q2022 21-1359-01E
Pace Project No.: 50331829

Sample: MW-45D **Lab ID: 50331829007** Collected: 11/21/22 12:03 Received: 11/22/22 12:45 Matrix: Water

Parameters	Results	Units	Report Limit	DF	Prepared	Analyzed	CAS No.	Qual
8260 MSV Indiana	Analytical Method: EPA 5030/8260							
	Pace Analytical Services - Indianapolis							
Acetone	ND	ug/L	100	1		12/03/22 01:08	67-64-1	
Acrolein	ND	ug/L	50.0	1		12/03/22 01:08	107-02-8	
Acrylonitrile	ND	ug/L	100	1		12/03/22 01:08	107-13-1	
Benzene	ND	ug/L	5.0	1		12/03/22 01:08	71-43-2	
Bromobenzene	ND	ug/L	5.0	1		12/03/22 01:08	108-86-1	
Bromochloromethane	ND	ug/L	5.0	1		12/03/22 01:08	74-97-5	
Bromodichloromethane	ND	ug/L	5.0	1		12/03/22 01:08	75-27-4	
Bromoform	ND	ug/L	5.0	1		12/03/22 01:08	75-25-2	
Bromomethane	ND	ug/L	5.0	1		12/03/22 01:08	74-83-9	
2-Butanone (MEK)	ND	ug/L	25.0	1		12/03/22 01:08	78-93-3	
n-Butylbenzene	ND	ug/L	5.0	1		12/03/22 01:08	104-51-8	
sec-Butylbenzene	ND	ug/L	5.0	1		12/03/22 01:08	135-98-8	
tert-Butylbenzene	ND	ug/L	5.0	1		12/03/22 01:08	98-06-6	
Carbon disulfide	ND	ug/L	10.0	1		12/03/22 01:08	75-15-0	
Carbon tetrachloride	ND	ug/L	5.0	1		12/03/22 01:08	56-23-5	
Chlorobenzene	ND	ug/L	5.0	1		12/03/22 01:08	108-90-7	
Chloroethane	ND	ug/L	5.0	1		12/03/22 01:08	75-00-3	
Chloroform	ND	ug/L	5.0	1		12/03/22 01:08	67-66-3	
Chloromethane	ND	ug/L	5.0	1		12/03/22 01:08	74-87-3	
2-Chlorotoluene	ND	ug/L	5.0	1		12/03/22 01:08	95-49-8	
4-Chlorotoluene	ND	ug/L	5.0	1		12/03/22 01:08	106-43-4	
Dibromochloromethane	ND	ug/L	5.0	1		12/03/22 01:08	124-48-1	
1,2-Dibromoethane (EDB)	ND	ug/L	5.0	1		12/03/22 01:08	106-93-4	
Dibromomethane	ND	ug/L	5.0	1		12/03/22 01:08	74-95-3	
1,2-Dichlorobenzene	ND	ug/L	5.0	1		12/03/22 01:08	95-50-1	
1,3-Dichlorobenzene	ND	ug/L	5.0	1		12/03/22 01:08	541-73-1	
1,4-Dichlorobenzene	ND	ug/L	5.0	1		12/03/22 01:08	106-46-7	
trans-1,4-Dichloro-2-butene	ND	ug/L	100	1		12/03/22 01:08	110-57-6	
Dichlorodifluoromethane	ND	ug/L	5.0	1		12/03/22 01:08	75-71-8	
1,1-Dichloroethane	ND	ug/L	5.0	1		12/03/22 01:08	75-34-3	
1,2-Dichloroethane	ND	ug/L	5.0	1		12/03/22 01:08	107-06-2	
1,1-Dichloroethene	ND	ug/L	5.0	1		12/03/22 01:08	75-35-4	
cis-1,2-Dichloroethene	ND	ug/L	5.0	1		12/03/22 01:08	156-59-2	
trans-1,2-Dichloroethene	ND	ug/L	5.0	1		12/03/22 01:08	156-60-5	
1,2-Dichloropropane	ND	ug/L	5.0	1		12/03/22 01:08	78-87-5	
1,3-Dichloropropane	ND	ug/L	5.0	1		12/03/22 01:08	142-28-9	
2,2-Dichloropropane	ND	ug/L	5.0	1		12/03/22 01:08	594-20-7	
1,1-Dichloropropene	ND	ug/L	5.0	1		12/03/22 01:08	563-58-6	
cis-1,3-Dichloropropene	ND	ug/L	5.0	1		12/03/22 01:08	10061-01-5	
trans-1,3-Dichloropropene	ND	ug/L	5.0	1		12/03/22 01:08	10061-02-6	
Ethylbenzene	ND	ug/L	5.0	1		12/03/22 01:08	100-41-4	
Ethyl methacrylate	ND	ug/L	100	1		12/03/22 01:08	97-63-2	
Hexachloro-1,3-butadiene	ND	ug/L	5.0	1		12/03/22 01:08	87-68-3	
n-Hexane	ND	ug/L	5.0	1		12/03/22 01:08	110-54-3	
2-Hexanone	ND	ug/L	25.0	1		12/03/22 01:08	591-78-6	
Iodomethane	ND	ug/L	10.0	1		12/03/22 01:08	74-88-4	

This report shall not be reproduced, except in full,
without the written consent of Pace Analytical Services, LLC.

Pace Analytical Services, LLC
7726 Moller Road
Indianapolis, IN 46268
(317)228-3100

ANALYTICAL RESULTS

Project: HRID 4Q2022 21-1359-01E
Pace Project No.: 50331829

Sample: MW-45D **Lab ID: 50331829007** Collected: 11/21/22 12:03 Received: 11/22/22 12:45 Matrix: Water

Parameters	Results	Units	Report Limit	DF	Prepared	Analyzed	CAS No.	Qual
8260 MSV Indiana	Analytical Method: EPA 5030/8260							
	Pace Analytical Services - Indianapolis							
Isopropylbenzene (Cumene)	ND	ug/L	5.0	1		12/03/22 01:08	98-82-8	
p-Isopropyltoluene	ND	ug/L	5.0	1		12/03/22 01:08	99-87-6	
Methylene Chloride	ND	ug/L	5.0	1		12/03/22 01:08	75-09-2	
1-Methylnaphthalene	ND	ug/L	10.0	1		12/03/22 01:08	90-12-0	
2-Methylnaphthalene	ND	ug/L	10.0	1		12/03/22 01:08	91-57-6	
4-Methyl-2-pentanone (MIBK)	ND	ug/L	25.0	1		12/03/22 01:08	108-10-1	
Methyl-tert-butyl ether	ND	ug/L	4.0	1		12/03/22 01:08	1634-04-4	
Naphthalene	ND	ug/L	1.2	1		12/03/22 01:08	91-20-3	
n-Propylbenzene	ND	ug/L	5.0	1		12/03/22 01:08	103-65-1	
Styrene	ND	ug/L	5.0	1		12/03/22 01:08	100-42-5	
1,1,1,2-Tetrachloroethane	ND	ug/L	5.0	1		12/03/22 01:08	630-20-6	
1,1,2,2-Tetrachloroethane	ND	ug/L	5.0	1		12/03/22 01:08	79-34-5	
Tetrachloroethene	ND	ug/L	5.0	1		12/03/22 01:08	127-18-4	
Toluene	ND	ug/L	5.0	1		12/03/22 01:08	108-88-3	
1,2,3-Trichlorobenzene	ND	ug/L	5.0	1		12/03/22 01:08	87-61-6	
1,2,4-Trichlorobenzene	ND	ug/L	5.0	1		12/03/22 01:08	120-82-1	
1,1,1-Trichloroethane	ND	ug/L	5.0	1		12/03/22 01:08	71-55-6	
1,1,2-Trichloroethane	ND	ug/L	5.0	1		12/03/22 01:08	79-00-5	
Trichloroethene	ND	ug/L	5.0	1		12/03/22 01:08	79-01-6	
Trichlorofluoromethane	ND	ug/L	5.0	1		12/03/22 01:08	75-69-4	
1,2,3-Trichloropropane	ND	ug/L	5.0	1		12/03/22 01:08	96-18-4	
1,2,4-Trimethylbenzene	ND	ug/L	5.0	1		12/03/22 01:08	95-63-6	
1,3,5-Trimethylbenzene	ND	ug/L	5.0	1		12/03/22 01:08	108-67-8	
Vinyl acetate	ND	ug/L	50.0	1		12/03/22 01:08	108-05-4	L1
Vinyl chloride	ND	ug/L	2.0	1		12/03/22 01:08	75-01-4	
Xylene (Total)	ND	ug/L	10.0	1		12/03/22 01:08	1330-20-7	
Surrogates								
Dibromofluoromethane (S)	99	%.	82-128	1		12/03/22 01:08	1868-53-7	
4-Bromofluorobenzene (S)	99	%.	79-124	1		12/03/22 01:08	460-00-4	
Toluene-d8 (S)	98	%.	73-122	1		12/03/22 01:08	2037-26-5	

This report shall not be reproduced, except in full,
without the written consent of Pace Analytical Services, LLC.

Pace Analytical Services, LLC
7726 Moller Road
Indianapolis, IN 46268
(317)228-3100

ANALYTICAL RESULTS

Project: HRID 4Q2022 21-1359-01E
Pace Project No.: 50331829

Sample: MW-48D **Lab ID: 50331829008** Collected: 11/21/22 13:54 Received: 11/22/22 12:45 Matrix: Water

Parameters	Results	Units	Report Limit	DF	Prepared	Analyzed	CAS No.	Qual
8260 MSV Indiana	Analytical Method: EPA 5030/8260							
	Pace Analytical Services - Indianapolis							
Acetone	ND	ug/L	100	1		12/03/22 01:38	67-64-1	
Acrolein	ND	ug/L	50.0	1		12/03/22 01:38	107-02-8	
Acrylonitrile	ND	ug/L	100	1		12/03/22 01:38	107-13-1	
Benzene	ND	ug/L	5.0	1		12/03/22 01:38	71-43-2	
Bromobenzene	ND	ug/L	5.0	1		12/03/22 01:38	108-86-1	
Bromochloromethane	ND	ug/L	5.0	1		12/03/22 01:38	74-97-5	
Bromodichloromethane	ND	ug/L	5.0	1		12/03/22 01:38	75-27-4	
Bromoform	ND	ug/L	5.0	1		12/03/22 01:38	75-25-2	
Bromomethane	ND	ug/L	5.0	1		12/03/22 01:38	74-83-9	
2-Butanone (MEK)	ND	ug/L	25.0	1		12/03/22 01:38	78-93-3	
n-Butylbenzene	ND	ug/L	5.0	1		12/03/22 01:38	104-51-8	
sec-Butylbenzene	ND	ug/L	5.0	1		12/03/22 01:38	135-98-8	
tert-Butylbenzene	ND	ug/L	5.0	1		12/03/22 01:38	98-06-6	
Carbon disulfide	ND	ug/L	10.0	1		12/03/22 01:38	75-15-0	
Carbon tetrachloride	ND	ug/L	5.0	1		12/03/22 01:38	56-23-5	
Chlorobenzene	ND	ug/L	5.0	1		12/03/22 01:38	108-90-7	
Chloroethane	ND	ug/L	5.0	1		12/03/22 01:38	75-00-3	
Chloroform	ND	ug/L	5.0	1		12/03/22 01:38	67-66-3	
Chloromethane	ND	ug/L	5.0	1		12/03/22 01:38	74-87-3	
2-Chlorotoluene	ND	ug/L	5.0	1		12/03/22 01:38	95-49-8	
4-Chlorotoluene	ND	ug/L	5.0	1		12/03/22 01:38	106-43-4	
Dibromochloromethane	ND	ug/L	5.0	1		12/03/22 01:38	124-48-1	
1,2-Dibromoethane (EDB)	ND	ug/L	5.0	1		12/03/22 01:38	106-93-4	
Dibromomethane	ND	ug/L	5.0	1		12/03/22 01:38	74-95-3	
1,2-Dichlorobenzene	ND	ug/L	5.0	1		12/03/22 01:38	95-50-1	
1,3-Dichlorobenzene	ND	ug/L	5.0	1		12/03/22 01:38	541-73-1	
1,4-Dichlorobenzene	ND	ug/L	5.0	1		12/03/22 01:38	106-46-7	
trans-1,4-Dichloro-2-butene	ND	ug/L	100	1		12/03/22 01:38	110-57-6	
Dichlorodifluoromethane	ND	ug/L	5.0	1		12/03/22 01:38	75-71-8	
1,1-Dichloroethane	ND	ug/L	5.0	1		12/03/22 01:38	75-34-3	
1,2-Dichloroethane	ND	ug/L	5.0	1		12/03/22 01:38	107-06-2	
1,1-Dichloroethene	ND	ug/L	5.0	1		12/03/22 01:38	75-35-4	
cis-1,2-Dichloroethene	ND	ug/L	5.0	1		12/03/22 01:38	156-59-2	
trans-1,2-Dichloroethene	ND	ug/L	5.0	1		12/03/22 01:38	156-60-5	
1,2-Dichloropropane	ND	ug/L	5.0	1		12/03/22 01:38	78-87-5	
1,3-Dichloropropane	ND	ug/L	5.0	1		12/03/22 01:38	142-28-9	
2,2-Dichloropropane	ND	ug/L	5.0	1		12/03/22 01:38	594-20-7	
1,1-Dichloropropene	ND	ug/L	5.0	1		12/03/22 01:38	563-58-6	
cis-1,3-Dichloropropene	ND	ug/L	5.0	1		12/03/22 01:38	10061-01-5	
trans-1,3-Dichloropropene	ND	ug/L	5.0	1		12/03/22 01:38	10061-02-6	
Ethylbenzene	ND	ug/L	5.0	1		12/03/22 01:38	100-41-4	
Ethyl methacrylate	ND	ug/L	100	1		12/03/22 01:38	97-63-2	
Hexachloro-1,3-butadiene	ND	ug/L	5.0	1		12/03/22 01:38	87-68-3	
n-Hexane	ND	ug/L	5.0	1		12/03/22 01:38	110-54-3	
2-Hexanone	ND	ug/L	25.0	1		12/03/22 01:38	591-78-6	
Iodomethane	ND	ug/L	10.0	1		12/03/22 01:38	74-88-4	

This report shall not be reproduced, except in full,
without the written consent of Pace Analytical Services, LLC.

Pace Analytical Services, LLC
7726 Moller Road
Indianapolis, IN 46268
(317)228-3100

ANALYTICAL RESULTS

Project: HRID 4Q2022 21-1359-01E
Pace Project No.: 50331829

Sample: MW-48D **Lab ID: 50331829008** Collected: 11/21/22 13:54 Received: 11/22/22 12:45 Matrix: Water

Parameters	Results	Units	Report Limit	DF	Prepared	Analyzed	CAS No.	Qual
8260 MSV Indiana	Analytical Method: EPA 5030/8260							
	Pace Analytical Services - Indianapolis							
Isopropylbenzene (Cumene)	ND	ug/L	5.0	1		12/03/22 01:38	98-82-8	
p-Isopropyltoluene	ND	ug/L	5.0	1		12/03/22 01:38	99-87-6	
Methylene Chloride	ND	ug/L	5.0	1		12/03/22 01:38	75-09-2	
1-Methylnaphthalene	ND	ug/L	10.0	1		12/03/22 01:38	90-12-0	
2-Methylnaphthalene	ND	ug/L	10.0	1		12/03/22 01:38	91-57-6	
4-Methyl-2-pentanone (MIBK)	ND	ug/L	25.0	1		12/03/22 01:38	108-10-1	
Methyl-tert-butyl ether	ND	ug/L	4.0	1		12/03/22 01:38	1634-04-4	
Naphthalene	ND	ug/L	1.2	1		12/03/22 01:38	91-20-3	
n-Propylbenzene	ND	ug/L	5.0	1		12/03/22 01:38	103-65-1	
Styrene	ND	ug/L	5.0	1		12/03/22 01:38	100-42-5	
1,1,1,2-Tetrachloroethane	ND	ug/L	5.0	1		12/03/22 01:38	630-20-6	
1,1,2,2-Tetrachloroethane	ND	ug/L	5.0	1		12/03/22 01:38	79-34-5	
Tetrachloroethene	ND	ug/L	5.0	1		12/03/22 01:38	127-18-4	
Toluene	ND	ug/L	5.0	1		12/03/22 01:38	108-88-3	
1,2,3-Trichlorobenzene	ND	ug/L	5.0	1		12/03/22 01:38	87-61-6	
1,2,4-Trichlorobenzene	ND	ug/L	5.0	1		12/03/22 01:38	120-82-1	
1,1,1-Trichloroethane	ND	ug/L	5.0	1		12/03/22 01:38	71-55-6	
1,1,2-Trichloroethane	ND	ug/L	5.0	1		12/03/22 01:38	79-00-5	
Trichloroethene	ND	ug/L	5.0	1		12/03/22 01:38	79-01-6	
Trichlorofluoromethane	ND	ug/L	5.0	1		12/03/22 01:38	75-69-4	
1,2,3-Trichloropropane	ND	ug/L	5.0	1		12/03/22 01:38	96-18-4	
1,2,4-Trimethylbenzene	ND	ug/L	5.0	1		12/03/22 01:38	95-63-6	
1,3,5-Trimethylbenzene	ND	ug/L	5.0	1		12/03/22 01:38	108-67-8	
Vinyl acetate	ND	ug/L	50.0	1		12/03/22 01:38	108-05-4	L1
Vinyl chloride	ND	ug/L	2.0	1		12/03/22 01:38	75-01-4	
Xylene (Total)	ND	ug/L	10.0	1		12/03/22 01:38	1330-20-7	
Surrogates								
Dibromofluoromethane (S)	100	%.	82-128	1		12/03/22 01:38	1868-53-7	
4-Bromofluorobenzene (S)	100	%.	79-124	1		12/03/22 01:38	460-00-4	
Toluene-d8 (S)	97	%.	73-122	1		12/03/22 01:38	2037-26-5	

This report shall not be reproduced, except in full,
without the written consent of Pace Analytical Services, LLC.

Pace Analytical Services, LLC
7726 Moller Road
Indianapolis, IN 46268
(317)228-3100

ANALYTICAL RESULTS

Project: HRID 4Q2022 21-1359-01E
Pace Project No.: 50331829

Sample: DUP 4 **Lab ID: 50331829009** Collected: 11/21/22 08:00 Received: 11/22/22 12:45 Matrix: Water

Parameters	Results	Units	Report Limit	DF	Prepared	Analyzed	CAS No.	Qual
8260 MSV Indiana	Analytical Method: EPA 5030/8260							
	Pace Analytical Services - Indianapolis							
Acetone	ND	ug/L	100	1		12/03/22 02:07	67-64-1	
Acrolein	ND	ug/L	50.0	1		12/03/22 02:07	107-02-8	
Acrylonitrile	ND	ug/L	100	1		12/03/22 02:07	107-13-1	
Benzene	ND	ug/L	5.0	1		12/03/22 02:07	71-43-2	
Bromobenzene	ND	ug/L	5.0	1		12/03/22 02:07	108-86-1	
Bromochloromethane	ND	ug/L	5.0	1		12/03/22 02:07	74-97-5	
Bromodichloromethane	ND	ug/L	5.0	1		12/03/22 02:07	75-27-4	
Bromoform	ND	ug/L	5.0	1		12/03/22 02:07	75-25-2	
Bromomethane	ND	ug/L	5.0	1		12/03/22 02:07	74-83-9	
2-Butanone (MEK)	ND	ug/L	25.0	1		12/03/22 02:07	78-93-3	
n-Butylbenzene	ND	ug/L	5.0	1		12/03/22 02:07	104-51-8	
sec-Butylbenzene	ND	ug/L	5.0	1		12/03/22 02:07	135-98-8	
tert-Butylbenzene	ND	ug/L	5.0	1		12/03/22 02:07	98-06-6	
Carbon disulfide	ND	ug/L	10.0	1		12/03/22 02:07	75-15-0	
Carbon tetrachloride	ND	ug/L	5.0	1		12/03/22 02:07	56-23-5	
Chlorobenzene	ND	ug/L	5.0	1		12/03/22 02:07	108-90-7	
Chloroethane	ND	ug/L	5.0	1		12/03/22 02:07	75-00-3	
Chloroform	ND	ug/L	5.0	1		12/03/22 02:07	67-66-3	
Chloromethane	ND	ug/L	5.0	1		12/03/22 02:07	74-87-3	
2-Chlorotoluene	ND	ug/L	5.0	1		12/03/22 02:07	95-49-8	
4-Chlorotoluene	ND	ug/L	5.0	1		12/03/22 02:07	106-43-4	
Dibromochloromethane	ND	ug/L	5.0	1		12/03/22 02:07	124-48-1	
1,2-Dibromoethane (EDB)	ND	ug/L	5.0	1		12/03/22 02:07	106-93-4	
Dibromomethane	ND	ug/L	5.0	1		12/03/22 02:07	74-95-3	
1,2-Dichlorobenzene	ND	ug/L	5.0	1		12/03/22 02:07	95-50-1	
1,3-Dichlorobenzene	ND	ug/L	5.0	1		12/03/22 02:07	541-73-1	
1,4-Dichlorobenzene	ND	ug/L	5.0	1		12/03/22 02:07	106-46-7	
trans-1,4-Dichloro-2-butene	ND	ug/L	100	1		12/03/22 02:07	110-57-6	
Dichlorodifluoromethane	ND	ug/L	5.0	1		12/03/22 02:07	75-71-8	
1,1-Dichloroethane	ND	ug/L	5.0	1		12/03/22 02:07	75-34-3	
1,2-Dichloroethane	ND	ug/L	5.0	1		12/03/22 02:07	107-06-2	
1,1-Dichloroethene	ND	ug/L	5.0	1		12/03/22 02:07	75-35-4	
cis-1,2-Dichloroethene	ND	ug/L	5.0	1		12/03/22 02:07	156-59-2	
trans-1,2-Dichloroethene	ND	ug/L	5.0	1		12/03/22 02:07	156-60-5	
1,2-Dichloropropane	ND	ug/L	5.0	1		12/03/22 02:07	78-87-5	
1,3-Dichloropropane	ND	ug/L	5.0	1		12/03/22 02:07	142-28-9	
2,2-Dichloropropane	ND	ug/L	5.0	1		12/03/22 02:07	594-20-7	
1,1-Dichloropropene	ND	ug/L	5.0	1		12/03/22 02:07	563-58-6	
cis-1,3-Dichloropropene	ND	ug/L	5.0	1		12/03/22 02:07	10061-01-5	
trans-1,3-Dichloropropene	ND	ug/L	5.0	1		12/03/22 02:07	10061-02-6	
Ethylbenzene	ND	ug/L	5.0	1		12/03/22 02:07	100-41-4	
Ethyl methacrylate	ND	ug/L	100	1		12/03/22 02:07	97-63-2	
Hexachloro-1,3-butadiene	ND	ug/L	5.0	1		12/03/22 02:07	87-68-3	
n-Hexane	ND	ug/L	5.0	1		12/03/22 02:07	110-54-3	
2-Hexanone	ND	ug/L	25.0	1		12/03/22 02:07	591-78-6	
Iodomethane	ND	ug/L	10.0	1		12/03/22 02:07	74-88-4	

This report shall not be reproduced, except in full,
without the written consent of Pace Analytical Services, LLC.

Pace Analytical Services, LLC
7726 Moller Road
Indianapolis, IN 46268
(317)228-3100

ANALYTICAL RESULTS

Project: HRID 4Q2022 21-1359-01E
Pace Project No.: 50331829

Sample: DUP 4 **Lab ID: 50331829009** Collected: 11/21/22 08:00 Received: 11/22/22 12:45 Matrix: Water

Parameters	Results	Units	Report Limit	DF	Prepared	Analyzed	CAS No.	Qual
8260 MSV Indiana	Analytical Method: EPA 5030/8260							
	Pace Analytical Services - Indianapolis							
Isopropylbenzene (Cumene)	ND	ug/L	5.0	1		12/03/22 02:07	98-82-8	
p-Isopropyltoluene	ND	ug/L	5.0	1		12/03/22 02:07	99-87-6	
Methylene Chloride	ND	ug/L	5.0	1		12/03/22 02:07	75-09-2	
1-Methylnaphthalene	ND	ug/L	10.0	1		12/03/22 02:07	90-12-0	
2-Methylnaphthalene	ND	ug/L	10.0	1		12/03/22 02:07	91-57-6	
4-Methyl-2-pentanone (MIBK)	ND	ug/L	25.0	1		12/03/22 02:07	108-10-1	
Methyl-tert-butyl ether	ND	ug/L	4.0	1		12/03/22 02:07	1634-04-4	
Naphthalene	ND	ug/L	1.2	1		12/03/22 02:07	91-20-3	
n-Propylbenzene	ND	ug/L	5.0	1		12/03/22 02:07	103-65-1	
Styrene	ND	ug/L	5.0	1		12/03/22 02:07	100-42-5	
1,1,1,2-Tetrachloroethane	ND	ug/L	5.0	1		12/03/22 02:07	630-20-6	
1,1,2,2-Tetrachloroethane	ND	ug/L	5.0	1		12/03/22 02:07	79-34-5	
Tetrachloroethene	ND	ug/L	5.0	1		12/03/22 02:07	127-18-4	
Toluene	ND	ug/L	5.0	1		12/03/22 02:07	108-88-3	
1,2,3-Trichlorobenzene	ND	ug/L	5.0	1		12/03/22 02:07	87-61-6	
1,2,4-Trichlorobenzene	ND	ug/L	5.0	1		12/03/22 02:07	120-82-1	
1,1,1-Trichloroethane	ND	ug/L	5.0	1		12/03/22 02:07	71-55-6	
1,1,2-Trichloroethane	ND	ug/L	5.0	1		12/03/22 02:07	79-00-5	
Trichloroethene	ND	ug/L	5.0	1		12/03/22 02:07	79-01-6	
Trichlorofluoromethane	ND	ug/L	5.0	1		12/03/22 02:07	75-69-4	
1,2,3-Trichloropropane	ND	ug/L	5.0	1		12/03/22 02:07	96-18-4	
1,2,4-Trimethylbenzene	ND	ug/L	5.0	1		12/03/22 02:07	95-63-6	
1,3,5-Trimethylbenzene	ND	ug/L	5.0	1		12/03/22 02:07	108-67-8	
Vinyl acetate	ND	ug/L	50.0	1		12/03/22 02:07	108-05-4	L1
Vinyl chloride	ND	ug/L	2.0	1		12/03/22 02:07	75-01-4	
Xylene (Total)	ND	ug/L	10.0	1		12/03/22 02:07	1330-20-7	
Surrogates								
Dibromofluoromethane (S)	100	%.	82-128	1		12/03/22 02:07	1868-53-7	
4-Bromofluorobenzene (S)	100	%.	79-124	1		12/03/22 02:07	460-00-4	
Toluene-d8 (S)	98	%.	73-122	1		12/03/22 02:07	2037-26-5	

This report shall not be reproduced, except in full,
without the written consent of Pace Analytical Services, LLC.

Pace Analytical Services, LLC
7726 Moller Road
Indianapolis, IN 46268
(317)228-3100

ANALYTICAL RESULTS

Project: HRID 4Q2022 21-1359-01E
Pace Project No.: 50331829

Sample: MW-47I **Lab ID: 50331829010** Collected: 11/21/22 15:13 Received: 11/22/22 12:45 Matrix: Water

Parameters	Results	Units	Report Limit	DF	Prepared	Analyzed	CAS No.	Qual
8260 MSV Indiana	Analytical Method: EPA 5030/8260							
	Pace Analytical Services - Indianapolis							
Acetone	ND	ug/L	100	1		12/03/22 02:36	67-64-1	
Acrolein	ND	ug/L	50.0	1		12/03/22 02:36	107-02-8	
Acrylonitrile	ND	ug/L	100	1		12/03/22 02:36	107-13-1	
Benzene	ND	ug/L	5.0	1		12/03/22 02:36	71-43-2	
Bromobenzene	ND	ug/L	5.0	1		12/03/22 02:36	108-86-1	
Bromochloromethane	ND	ug/L	5.0	1		12/03/22 02:36	74-97-5	
Bromodichloromethane	ND	ug/L	5.0	1		12/03/22 02:36	75-27-4	
Bromoform	ND	ug/L	5.0	1		12/03/22 02:36	75-25-2	
Bromomethane	ND	ug/L	5.0	1		12/03/22 02:36	74-83-9	
2-Butanone (MEK)	ND	ug/L	25.0	1		12/03/22 02:36	78-93-3	
n-Butylbenzene	ND	ug/L	5.0	1		12/03/22 02:36	104-51-8	
sec-Butylbenzene	ND	ug/L	5.0	1		12/03/22 02:36	135-98-8	
tert-Butylbenzene	ND	ug/L	5.0	1		12/03/22 02:36	98-06-6	
Carbon disulfide	ND	ug/L	10.0	1		12/03/22 02:36	75-15-0	
Carbon tetrachloride	ND	ug/L	5.0	1		12/03/22 02:36	56-23-5	
Chlorobenzene	ND	ug/L	5.0	1		12/03/22 02:36	108-90-7	
Chloroethane	ND	ug/L	5.0	1		12/03/22 02:36	75-00-3	
Chloroform	ND	ug/L	5.0	1		12/03/22 02:36	67-66-3	
Chloromethane	ND	ug/L	5.0	1		12/03/22 02:36	74-87-3	
2-Chlorotoluene	ND	ug/L	5.0	1		12/03/22 02:36	95-49-8	
4-Chlorotoluene	ND	ug/L	5.0	1		12/03/22 02:36	106-43-4	
Dibromochloromethane	ND	ug/L	5.0	1		12/03/22 02:36	124-48-1	
1,2-Dibromoethane (EDB)	ND	ug/L	5.0	1		12/03/22 02:36	106-93-4	
Dibromomethane	ND	ug/L	5.0	1		12/03/22 02:36	74-95-3	
1,2-Dichlorobenzene	ND	ug/L	5.0	1		12/03/22 02:36	95-50-1	
1,3-Dichlorobenzene	ND	ug/L	5.0	1		12/03/22 02:36	541-73-1	
1,4-Dichlorobenzene	ND	ug/L	5.0	1		12/03/22 02:36	106-46-7	
trans-1,4-Dichloro-2-butene	ND	ug/L	100	1		12/03/22 02:36	110-57-6	
Dichlorodifluoromethane	ND	ug/L	5.0	1		12/03/22 02:36	75-71-8	
1,1-Dichloroethane	ND	ug/L	5.0	1		12/03/22 02:36	75-34-3	
1,2-Dichloroethane	ND	ug/L	5.0	1		12/03/22 02:36	107-06-2	
1,1-Dichloroethene	ND	ug/L	5.0	1		12/03/22 02:36	75-35-4	
cis-1,2-Dichloroethene	**26.4**	ug/L	5.0	1		12/03/22 02:36	156-59-2	
trans-1,2-Dichloroethene	ND	ug/L	5.0	1		12/03/22 02:36	156-60-5	
1,2-Dichloropropane	ND	ug/L	5.0	1		12/03/22 02:36	78-87-5	
1,3-Dichloropropane	ND	ug/L	5.0	1		12/03/22 02:36	142-28-9	
2,2-Dichloropropane	ND	ug/L	5.0	1		12/03/22 02:36	594-20-7	
1,1-Dichloropropene	ND	ug/L	5.0	1		12/03/22 02:36	563-58-6	
cis-1,3-Dichloropropene	ND	ug/L	5.0	1		12/03/22 02:36	10061-01-5	
trans-1,3-Dichloropropene	ND	ug/L	5.0	1		12/03/22 02:36	10061-02-6	
Ethylbenzene	ND	ug/L	5.0	1		12/03/22 02:36	100-41-4	
Ethyl methacrylate	ND	ug/L	100	1		12/03/22 02:36	97-63-2	
Hexachloro-1,3-butadiene	ND	ug/L	5.0	1		12/03/22 02:36	87-68-3	
n-Hexane	ND	ug/L	5.0	1		12/03/22 02:36	110-54-3	
2-Hexanone	ND	ug/L	25.0	1		12/03/22 02:36	591-78-6	
Iodomethane	ND	ug/L	10.0	1		12/03/22 02:36	74-88-4	

This report shall not be reproduced, except in full,
without the written consent of Pace Analytical Services, LLC.

Pace Analytical Services, LLC
7726 Moller Road
Indianapolis, IN 46268
(317)228-3100

ANALYTICAL RESULTS

Project: HRID 4Q2022 21-1359-01E
Pace Project No.: 50331829

Sample: MW-47I **Lab ID: 50331829010** Collected: 11/21/22 15:13 Received: 11/22/22 12:45 Matrix: Water

Parameters	Results	Units	Report Limit	DF	Prepared	Analyzed	CAS No.	Qual
8260 MSV Indiana	Analytical Method: EPA 5030/8260							
	Pace Analytical Services - Indianapolis							
Isopropylbenzene (Cumene)	ND	ug/L	5.0	1		12/03/22 02:36	98-82-8	
p-Isopropyltoluene	ND	ug/L	5.0	1		12/03/22 02:36	99-87-6	
Methylene Chloride	ND	ug/L	5.0	1		12/03/22 02:36	75-09-2	
1-Methylnaphthalene	ND	ug/L	10.0	1		12/03/22 02:36	90-12-0	
2-Methylnaphthalene	ND	ug/L	10.0	1		12/03/22 02:36	91-57-6	
4-Methyl-2-pentanone (MIBK)	ND	ug/L	25.0	1		12/03/22 02:36	108-10-1	
Methyl-tert-butyl ether	ND	ug/L	4.0	1		12/03/22 02:36	1634-04-4	
Naphthalene	ND	ug/L	1.2	1		12/03/22 02:36	91-20-3	
n-Propylbenzene	ND	ug/L	5.0	1		12/03/22 02:36	103-65-1	
Styrene	ND	ug/L	5.0	1		12/03/22 02:36	100-42-5	
1,1,1,2-Tetrachloroethane	ND	ug/L	5.0	1		12/03/22 02:36	630-20-6	
1,1,2,2-Tetrachloroethane	ND	ug/L	5.0	1		12/03/22 02:36	79-34-5	
Tetrachloroethene	ND	ug/L	5.0	1		12/03/22 02:36	127-18-4	
Toluene	ND	ug/L	5.0	1		12/03/22 02:36	108-88-3	
1,2,3-Trichlorobenzene	ND	ug/L	5.0	1		12/03/22 02:36	87-61-6	
1,2,4-Trichlorobenzene	ND	ug/L	5.0	1		12/03/22 02:36	120-82-1	
1,1,1-Trichloroethane	ND	ug/L	5.0	1		12/03/22 02:36	71-55-6	
1,1,2-Trichloroethane	ND	ug/L	5.0	1		12/03/22 02:36	79-00-5	
Trichloroethene	ND	ug/L	5.0	1		12/03/22 02:36	79-01-6	
Trichlorofluoromethane	ND	ug/L	5.0	1		12/03/22 02:36	75-69-4	
1,2,3-Trichloropropane	ND	ug/L	5.0	1		12/03/22 02:36	96-18-4	
1,2,4-Trimethylbenzene	ND	ug/L	5.0	1		12/03/22 02:36	95-63-6	
1,3,5-Trimethylbenzene	ND	ug/L	5.0	1		12/03/22 02:36	108-67-8	
Vinyl acetate	ND	ug/L	50.0	1		12/03/22 02:36	108-05-4	L1
Vinyl chloride	ND	ug/L	2.0	1		12/03/22 02:36	75-01-4	
Xylene (Total)	ND	ug/L	10.0	1		12/03/22 02:36	1330-20-7	
Surrogates								
Dibromofluoromethane (S)	99	%.	82-128	1		12/03/22 02:36	1868-53-7	
4-Bromofluorobenzene (S)	100	%.	79-124	1		12/03/22 02:36	460-00-4	
Toluene-d8 (S)	98	%.	73-122	1		12/03/22 02:36	2037-26-5	

This report shall not be reproduced, except in full,
without the written consent of Pace Analytical Services, LLC.

Pace Analytical Services, LLC
7726 Moller Road
Indianapolis, IN 46268
(317)228-3100

ANALYTICAL RESULTS

Project: HRID 4Q2022 21-1359-01E
Pace Project No.: 50331829

Sample: MW-47S **Lab ID: 50331829011** Collected: 11/21/22 16:11 Received: 11/22/22 12:45 Matrix: Water

Parameters	Results	Units	Report Limit	DF	Prepared	Analyzed	CAS No.	Qual
8260 MSV Indiana	Analytical Method: EPA 5030/8260							
	Pace Analytical Services - Indianapolis							
Acetone	ND	ug/L	100	1		12/03/22 03:05	67-64-1	
Acrolein	ND	ug/L	50.0	1		12/03/22 03:05	107-02-8	
Acrylonitrile	ND	ug/L	100	1		12/03/22 03:05	107-13-1	
Benzene	ND	ug/L	5.0	1		12/03/22 03:05	71-43-2	
Bromobenzene	ND	ug/L	5.0	1		12/03/22 03:05	108-86-1	
Bromochloromethane	ND	ug/L	5.0	1		12/03/22 03:05	74-97-5	
Bromodichloromethane	ND	ug/L	5.0	1		12/03/22 03:05	75-27-4	
Bromoform	ND	ug/L	5.0	1		12/03/22 03:05	75-25-2	
Bromomethane	ND	ug/L	5.0	1		12/03/22 03:05	74-83-9	
2-Butanone (MEK)	ND	ug/L	25.0	1		12/03/22 03:05	78-93-3	
n-Butylbenzene	ND	ug/L	5.0	1		12/03/22 03:05	104-51-8	
sec-Butylbenzene	ND	ug/L	5.0	1		12/03/22 03:05	135-98-8	
tert-Butylbenzene	ND	ug/L	5.0	1		12/03/22 03:05	98-06-6	
Carbon disulfide	ND	ug/L	10.0	1		12/03/22 03:05	75-15-0	
Carbon tetrachloride	ND	ug/L	5.0	1		12/03/22 03:05	56-23-5	
Chlorobenzene	ND	ug/L	5.0	1		12/03/22 03:05	108-90-7	
Chloroethane	ND	ug/L	5.0	1		12/03/22 03:05	75-00-3	
Chloroform	ND	ug/L	5.0	1		12/03/22 03:05	67-66-3	
Chloromethane	ND	ug/L	5.0	1		12/03/22 03:05	74-87-3	
2-Chlorotoluene	ND	ug/L	5.0	1		12/03/22 03:05	95-49-8	
4-Chlorotoluene	ND	ug/L	5.0	1		12/03/22 03:05	106-43-4	
Dibromochloromethane	ND	ug/L	5.0	1		12/03/22 03:05	124-48-1	
1,2-Dibromoethane (EDB)	ND	ug/L	5.0	1		12/03/22 03:05	106-93-4	
Dibromomethane	ND	ug/L	5.0	1		12/03/22 03:05	74-95-3	
1,2-Dichlorobenzene	ND	ug/L	5.0	1		12/03/22 03:05	95-50-1	
1,3-Dichlorobenzene	ND	ug/L	5.0	1		12/03/22 03:05	541-73-1	
1,4-Dichlorobenzene	ND	ug/L	5.0	1		12/03/22 03:05	106-46-7	
trans-1,4-Dichloro-2-butene	ND	ug/L	100	1		12/03/22 03:05	110-57-6	
Dichlorodifluoromethane	ND	ug/L	5.0	1		12/03/22 03:05	75-71-8	
1,1-Dichloroethane	ND	ug/L	5.0	1		12/03/22 03:05	75-34-3	
1,2-Dichloroethane	ND	ug/L	5.0	1		12/03/22 03:05	107-06-2	
1,1-Dichloroethene	ND	ug/L	5.0	1		12/03/22 03:05	75-35-4	
cis-1,2-Dichloroethene	ND	ug/L	5.0	1		12/03/22 03:05	156-59-2	
trans-1,2-Dichloroethene	ND	ug/L	5.0	1		12/03/22 03:05	156-60-5	
1,2-Dichloropropane	ND	ug/L	5.0	1		12/03/22 03:05	78-87-5	
1,3-Dichloropropane	ND	ug/L	5.0	1		12/03/22 03:05	142-28-9	
2,2-Dichloropropane	ND	ug/L	5.0	1		12/03/22 03:05	594-20-7	
1,1-Dichloropropene	ND	ug/L	5.0	1		12/03/22 03:05	563-58-6	
cis-1,3-Dichloropropene	ND	ug/L	5.0	1		12/03/22 03:05	10061-01-5	
trans-1,3-Dichloropropene	ND	ug/L	5.0	1		12/03/22 03:05	10061-02-6	
Ethylbenzene	ND	ug/L	5.0	1		12/03/22 03:05	100-41-4	
Ethyl methacrylate	ND	ug/L	100	1		12/03/22 03:05	97-63-2	
Hexachloro-1,3-butadiene	ND	ug/L	5.0	1		12/03/22 03:05	87-68-3	
n-Hexane	ND	ug/L	5.0	1		12/03/22 03:05	110-54-3	
2-Hexanone	ND	ug/L	25.0	1		12/03/22 03:05	591-78-6	
Iodomethane	ND	ug/L	10.0	1		12/03/22 03:05	74-88-4	

This report shall not be reproduced, except in full,
without the written consent of Pace Analytical Services, LLC.

Pace Analytical Services, LLC
7726 Moller Road
Indianapolis, IN 46268
(317)228-3100

ANALYTICAL RESULTS

Project: HRID 4Q2022 21-1359-01E
Pace Project No.: 50331829

Sample: MW-47S **Lab ID: 50331829011** Collected: 11/21/22 16:11 Received: 11/22/22 12:45 Matrix: Water

Parameters	Results	Units	Report Limit	DF	Prepared	Analyzed	CAS No.	Qual
8260 MSV Indiana	Analytical Method: EPA 5030/8260							
	Pace Analytical Services - Indianapolis							
Isopropylbenzene (Cumene)	ND	ug/L	5.0	1		12/03/22 03:05	98-82-8	
p-Isopropyltoluene	ND	ug/L	5.0	1		12/03/22 03:05	99-87-6	
Methylene Chloride	ND	ug/L	5.0	1		12/03/22 03:05	75-09-2	
1-Methylnaphthalene	ND	ug/L	10.0	1		12/03/22 03:05	90-12-0	
2-Methylnaphthalene	ND	ug/L	10.0	1		12/03/22 03:05	91-57-6	
4-Methyl-2-pentanone (MIBK)	ND	ug/L	25.0	1		12/03/22 03:05	108-10-1	
Methyl-tert-butyl ether	ND	ug/L	4.0	1		12/03/22 03:05	1634-04-4	
Naphthalene	ND	ug/L	1.2	1		12/03/22 03:05	91-20-3	
n-Propylbenzene	ND	ug/L	5.0	1		12/03/22 03:05	103-65-1	
Styrene	ND	ug/L	5.0	1		12/03/22 03:05	100-42-5	
1,1,1,2-Tetrachloroethane	ND	ug/L	5.0	1		12/03/22 03:05	630-20-6	
1,1,2,2-Tetrachloroethane	ND	ug/L	5.0	1		12/03/22 03:05	79-34-5	
Tetrachloroethene	ND	ug/L	5.0	1		12/03/22 03:05	127-18-4	
Toluene	ND	ug/L	5.0	1		12/03/22 03:05	108-88-3	
1,2,3-Trichlorobenzene	ND	ug/L	5.0	1		12/03/22 03:05	87-61-6	
1,2,4-Trichlorobenzene	ND	ug/L	5.0	1		12/03/22 03:05	120-82-1	
1,1,1-Trichloroethane	ND	ug/L	5.0	1		12/03/22 03:05	71-55-6	
1,1,2-Trichloroethane	ND	ug/L	5.0	1		12/03/22 03:05	79-00-5	
Trichloroethene	ND	ug/L	5.0	1		12/03/22 03:05	79-01-6	
Trichlorofluoromethane	ND	ug/L	5.0	1		12/03/22 03:05	75-69-4	
1,2,3-Trichloropropane	ND	ug/L	5.0	1		12/03/22 03:05	96-18-4	
1,2,4-Trimethylbenzene	ND	ug/L	5.0	1		12/03/22 03:05	95-63-6	
1,3,5-Trimethylbenzene	ND	ug/L	5.0	1		12/03/22 03:05	108-67-8	
Vinyl acetate	ND	ug/L	50.0	1		12/03/22 03:05	108-05-4	L1
Vinyl chloride	ND	ug/L	2.0	1		12/03/22 03:05	75-01-4	
Xylene (Total)	ND	ug/L	10.0	1		12/03/22 03:05	1330-20-7	
Surrogates								
Dibromofluoromethane (S)	100	%.	82-128	1		12/03/22 03:05	1868-53-7	
4-Bromofluorobenzene (S)	99	%.	79-124	1		12/03/22 03:05	460-00-4	
Toluene-d8 (S)	98	%.	73-122	1		12/03/22 03:05	2037-26-5	

This report shall not be reproduced, except in full,
without the written consent of Pace Analytical Services, LLC.

Pace Analytical Services, LLC
7726 Moller Road
Indianapolis, IN 46268
(317)228-3100

ANALYTICAL RESULTS

Project: HRID 4Q2022 21-1359-01E
Pace Project No.: 50331829

Sample: MW-49D **Lab ID: 50331829012** Collected: 11/21/22 13:08 Received: 11/22/22 12:45 Matrix: Water

Parameters	Results	Units	Report Limit	DF	Prepared	Analyzed	CAS No.	Qual
8260 MSV Indiana	Analytical Method: EPA 5030/8260							
	Pace Analytical Services - Indianapolis							
Acetone	ND	ug/L	100	1		12/03/22 03:34	67-64-1	
Acrolein	ND	ug/L	50.0	1		12/03/22 03:34	107-02-8	
Acrylonitrile	ND	ug/L	100	1		12/03/22 03:34	107-13-1	
Benzene	ND	ug/L	5.0	1		12/03/22 03:34	71-43-2	
Bromobenzene	ND	ug/L	5.0	1		12/03/22 03:34	108-86-1	
Bromochloromethane	ND	ug/L	5.0	1		12/03/22 03:34	74-97-5	
Bromodichloromethane	ND	ug/L	5.0	1		12/03/22 03:34	75-27-4	
Bromoform	ND	ug/L	5.0	1		12/03/22 03:34	75-25-2	
Bromomethane	ND	ug/L	5.0	1		12/03/22 03:34	74-83-9	
2-Butanone (MEK)	ND	ug/L	25.0	1		12/03/22 03:34	78-93-3	
n-Butylbenzene	ND	ug/L	5.0	1		12/03/22 03:34	104-51-8	
sec-Butylbenzene	ND	ug/L	5.0	1		12/03/22 03:34	135-98-8	
tert-Butylbenzene	ND	ug/L	5.0	1		12/03/22 03:34	98-06-6	
Carbon disulfide	ND	ug/L	10.0	1		12/03/22 03:34	75-15-0	
Carbon tetrachloride	ND	ug/L	5.0	1		12/03/22 03:34	56-23-5	
Chlorobenzene	ND	ug/L	5.0	1		12/03/22 03:34	108-90-7	
Chloroethane	ND	ug/L	5.0	1		12/03/22 03:34	75-00-3	
Chloroform	ND	ug/L	5.0	1		12/03/22 03:34	67-66-3	
Chloromethane	ND	ug/L	5.0	1		12/03/22 03:34	74-87-3	
2-Chlorotoluene	ND	ug/L	5.0	1		12/03/22 03:34	95-49-8	
4-Chlorotoluene	ND	ug/L	5.0	1		12/03/22 03:34	106-43-4	
Dibromochloromethane	ND	ug/L	5.0	1		12/03/22 03:34	124-48-1	
1,2-Dibromoethane (EDB)	ND	ug/L	5.0	1		12/03/22 03:34	106-93-4	
Dibromomethane	ND	ug/L	5.0	1		12/03/22 03:34	74-95-3	
1,2-Dichlorobenzene	ND	ug/L	5.0	1		12/03/22 03:34	95-50-1	
1,3-Dichlorobenzene	ND	ug/L	5.0	1		12/03/22 03:34	541-73-1	
1,4-Dichlorobenzene	ND	ug/L	5.0	1		12/03/22 03:34	106-46-7	
trans-1,4-Dichloro-2-butene	ND	ug/L	100	1		12/03/22 03:34	110-57-6	
Dichlorodifluoromethane	ND	ug/L	5.0	1		12/03/22 03:34	75-71-8	
1,1-Dichloroethane	ND	ug/L	5.0	1		12/03/22 03:34	75-34-3	
1,2-Dichloroethane	ND	ug/L	5.0	1		12/03/22 03:34	107-06-2	
1,1-Dichloroethene	ND	ug/L	5.0	1		12/03/22 03:34	75-35-4	
cis-1,2-Dichloroethene	ND	ug/L	5.0	1		12/03/22 03:34	156-59-2	
trans-1,2-Dichloroethene	ND	ug/L	5.0	1		12/03/22 03:34	156-60-5	
1,2-Dichloropropane	ND	ug/L	5.0	1		12/03/22 03:34	78-87-5	
1,3-Dichloropropane	ND	ug/L	5.0	1		12/03/22 03:34	142-28-9	
2,2-Dichloropropane	ND	ug/L	5.0	1		12/03/22 03:34	594-20-7	
1,1-Dichloropropene	ND	ug/L	5.0	1		12/03/22 03:34	563-58-6	
cis-1,3-Dichloropropene	ND	ug/L	5.0	1		12/03/22 03:34	10061-01-5	
trans-1,3-Dichloropropene	ND	ug/L	5.0	1		12/03/22 03:34	10061-02-6	
Ethylbenzene	ND	ug/L	5.0	1		12/03/22 03:34	100-41-4	
Ethyl methacrylate	ND	ug/L	100	1		12/03/22 03:34	97-63-2	
Hexachloro-1,3-butadiene	ND	ug/L	5.0	1		12/03/22 03:34	87-68-3	
n-Hexane	ND	ug/L	5.0	1		12/03/22 03:34	110-54-3	
2-Hexanone	ND	ug/L	25.0	1		12/03/22 03:34	591-78-6	
Iodomethane	ND	ug/L	10.0	1		12/03/22 03:34	74-88-4	

This report shall not be reproduced, except in full,
without the written consent of Pace Analytical Services, LLC.

Pace Analytical Services, LLC
7726 Moller Road
Indianapolis, IN 46268
(317)228-3100

ANALYTICAL RESULTS

Project: HRID 4Q2022 21-1359-01E
Pace Project No.: 50331829

Sample: MW-49D **Lab ID: 50331829012** Collected: 11/21/22 13:08 Received: 11/22/22 12:45 Matrix: Water

Parameters	Results	Units	Report Limit	DF	Prepared	Analyzed	CAS No.	Qual
8260 MSV Indiana	Analytical Method: EPA 5030/8260							
	Pace Analytical Services - Indianapolis							
Isopropylbenzene (Cumene)	ND	ug/L	5.0	1		12/03/22 03:34	98-82-8	
p-Isopropyltoluene	ND	ug/L	5.0	1		12/03/22 03:34	99-87-6	
Methylene Chloride	ND	ug/L	5.0	1		12/03/22 03:34	75-09-2	
1-Methylnaphthalene	ND	ug/L	10.0	1		12/03/22 03:34	90-12-0	
2-Methylnaphthalene	ND	ug/L	10.0	1		12/03/22 03:34	91-57-6	
4-Methyl-2-pentanone (MIBK)	ND	ug/L	25.0	1		12/03/22 03:34	108-10-1	
Methyl-tert-butyl ether	ND	ug/L	4.0	1		12/03/22 03:34	1634-04-4	
Naphthalene	ND	ug/L	1.2	1		12/03/22 03:34	91-20-3	
n-Propylbenzene	ND	ug/L	5.0	1		12/03/22 03:34	103-65-1	
Styrene	ND	ug/L	5.0	1		12/03/22 03:34	100-42-5	
1,1,1,2-Tetrachloroethane	ND	ug/L	5.0	1		12/03/22 03:34	630-20-6	
1,1,2,2-Tetrachloroethane	ND	ug/L	5.0	1		12/03/22 03:34	79-34-5	
Tetrachloroethene	ND	ug/L	5.0	1		12/03/22 03:34	127-18-4	
Toluene	ND	ug/L	5.0	1		12/03/22 03:34	108-88-3	
1,2,3-Trichlorobenzene	ND	ug/L	5.0	1		12/03/22 03:34	87-61-6	
1,2,4-Trichlorobenzene	ND	ug/L	5.0	1		12/03/22 03:34	120-82-1	
1,1,1-Trichloroethane	ND	ug/L	5.0	1		12/03/22 03:34	71-55-6	
1,1,2-Trichloroethane	ND	ug/L	5.0	1		12/03/22 03:34	79-00-5	
Trichloroethene	ND	ug/L	5.0	1		12/03/22 03:34	79-01-6	
Trichlorofluoromethane	ND	ug/L	5.0	1		12/03/22 03:34	75-69-4	
1,2,3-Trichloropropane	ND	ug/L	5.0	1		12/03/22 03:34	96-18-4	
1,2,4-Trimethylbenzene	ND	ug/L	5.0	1		12/03/22 03:34	95-63-6	
1,3,5-Trimethylbenzene	ND	ug/L	5.0	1		12/03/22 03:34	108-67-8	
Vinyl acetate	ND	ug/L	50.0	1		12/03/22 03:34	108-05-4	L1
Vinyl chloride	ND	ug/L	2.0	1		12/03/22 03:34	75-01-4	
Xylene (Total)	ND	ug/L	10.0	1		12/03/22 03:34	1330-20-7	
Surrogates								
Dibromofluoromethane (S)	99	%.	82-128	1		12/03/22 03:34	1868-53-7	
4-Bromofluorobenzene (S)	100	%.	79-124	1		12/03/22 03:34	460-00-4	
Toluene-d8 (S)	99	%.	73-122	1		12/03/22 03:34	2037-26-5	

This report shall not be reproduced, except in full,
without the written consent of Pace Analytical Services, LLC.

Pace Analytical Services, LLC
7726 Moller Road
Indianapolis, IN 46268
(317)228-3100

ANALYTICAL RESULTS

Project: HRID 4Q2022 21-1359-01E
Pace Project No.: 50331829

Sample: MW-48S **Lab ID: 50331829013** Collected: 11/21/22 14:25 Received: 11/22/22 12:45 Matrix: Water

Parameters	Results	Units	Report Limit	DF	Prepared	Analyzed	CAS No.	Qual
8260 MSV Indiana	Analytical Method: EPA 5030/8260							
	Pace Analytical Services - Indianapolis							
Acetone	ND	ug/L	100	1		12/03/22 04:04	67-64-1	
Acrolein	ND	ug/L	50.0	1		12/03/22 04:04	107-02-8	
Acrylonitrile	ND	ug/L	100	1		12/03/22 04:04	107-13-1	
Benzene	ND	ug/L	5.0	1		12/03/22 04:04	71-43-2	
Bromobenzene	ND	ug/L	5.0	1		12/03/22 04:04	108-86-1	
Bromochloromethane	ND	ug/L	5.0	1		12/03/22 04:04	74-97-5	
Bromodichloromethane	ND	ug/L	5.0	1		12/03/22 04:04	75-27-4	
Bromoform	ND	ug/L	5.0	1		12/03/22 04:04	75-25-2	
Bromomethane	ND	ug/L	5.0	1		12/03/22 04:04	74-83-9	
2-Butanone (MEK)	ND	ug/L	25.0	1		12/03/22 04:04	78-93-3	
n-Butylbenzene	ND	ug/L	5.0	1		12/03/22 04:04	104-51-8	
sec-Butylbenzene	ND	ug/L	5.0	1		12/03/22 04:04	135-98-8	
tert-Butylbenzene	ND	ug/L	5.0	1		12/03/22 04:04	98-06-6	
Carbon disulfide	ND	ug/L	10.0	1		12/03/22 04:04	75-15-0	
Carbon tetrachloride	ND	ug/L	5.0	1		12/03/22 04:04	56-23-5	
Chlorobenzene	ND	ug/L	5.0	1		12/03/22 04:04	108-90-7	
Chloroethane	ND	ug/L	5.0	1		12/03/22 04:04	75-00-3	
Chloroform	ND	ug/L	5.0	1		12/03/22 04:04	67-66-3	
Chloromethane	ND	ug/L	5.0	1		12/03/22 04:04	74-87-3	
2-Chlorotoluene	ND	ug/L	5.0	1		12/03/22 04:04	95-49-8	
4-Chlorotoluene	ND	ug/L	5.0	1		12/03/22 04:04	106-43-4	
Dibromochloromethane	ND	ug/L	5.0	1		12/03/22 04:04	124-48-1	
1,2-Dibromoethane (EDB)	ND	ug/L	5.0	1		12/03/22 04:04	106-93-4	
Dibromomethane	ND	ug/L	5.0	1		12/03/22 04:04	74-95-3	
1,2-Dichlorobenzene	ND	ug/L	5.0	1		12/03/22 04:04	95-50-1	
1,3-Dichlorobenzene	ND	ug/L	5.0	1		12/03/22 04:04	541-73-1	
1,4-Dichlorobenzene	ND	ug/L	5.0	1		12/03/22 04:04	106-46-7	
trans-1,4-Dichloro-2-butene	ND	ug/L	100	1		12/03/22 04:04	110-57-6	
Dichlorodifluoromethane	ND	ug/L	5.0	1		12/03/22 04:04	75-71-8	
1,1-Dichloroethane	ND	ug/L	5.0	1		12/03/22 04:04	75-34-3	
1,2-Dichloroethane	ND	ug/L	5.0	1		12/03/22 04:04	107-06-2	
1,1-Dichloroethene	ND	ug/L	5.0	1		12/03/22 04:04	75-35-4	
cis-1,2-Dichloroethene	ND	ug/L	5.0	1		12/03/22 04:04	156-59-2	
trans-1,2-Dichloroethene	ND	ug/L	5.0	1		12/03/22 04:04	156-60-5	
1,2-Dichloropropane	ND	ug/L	5.0	1		12/03/22 04:04	78-87-5	
1,3-Dichloropropane	ND	ug/L	5.0	1		12/03/22 04:04	142-28-9	
2,2-Dichloropropane	ND	ug/L	5.0	1		12/03/22 04:04	594-20-7	
1,1-Dichloropropene	ND	ug/L	5.0	1		12/03/22 04:04	563-58-6	
cis-1,3-Dichloropropene	ND	ug/L	5.0	1		12/03/22 04:04	10061-01-5	
trans-1,3-Dichloropropene	ND	ug/L	5.0	1		12/03/22 04:04	10061-02-6	
Ethylbenzene	ND	ug/L	5.0	1		12/03/22 04:04	100-41-4	
Ethyl methacrylate	ND	ug/L	100	1		12/03/22 04:04	97-63-2	
Hexachloro-1,3-butadiene	ND	ug/L	5.0	1		12/03/22 04:04	87-68-3	
n-Hexane	ND	ug/L	5.0	1		12/03/22 04:04	110-54-3	
2-Hexanone	ND	ug/L	25.0	1		12/03/22 04:04	591-78-6	
Iodomethane	ND	ug/L	10.0	1		12/03/22 04:04	74-88-4	

This report shall not be reproduced, except in full,
without the written consent of Pace Analytical Services, LLC.

Pace Analytical Services, LLC
7726 Moller Road
Indianapolis, IN 46268
(317)228-3100

ANALYTICAL RESULTS

Project: HRID 4Q2022 21-1359-01E
Pace Project No.: 50331829

Sample: MW-48S **Lab ID: 50331829013** Collected: 11/21/22 14:25 Received: 11/22/22 12:45 Matrix: Water

Parameters	Results	Units	Report Limit	DF	Prepared	Analyzed	CAS No.	Qual
8260 MSV Indiana	Analytical Method: EPA 5030/8260							
	Pace Analytical Services - Indianapolis							
Isopropylbenzene (Cumene)	ND	ug/L	5.0	1		12/03/22 04:04	98-82-8	
p-Isopropyltoluene	ND	ug/L	5.0	1		12/03/22 04:04	99-87-6	
Methylene Chloride	ND	ug/L	5.0	1		12/03/22 04:04	75-09-2	
1-Methylnaphthalene	ND	ug/L	10.0	1		12/03/22 04:04	90-12-0	
2-Methylnaphthalene	ND	ug/L	10.0	1		12/03/22 04:04	91-57-6	
4-Methyl-2-pentanone (MIBK)	ND	ug/L	25.0	1		12/03/22 04:04	108-10-1	
Methyl-tert-butyl ether	ND	ug/L	4.0	1		12/03/22 04:04	1634-04-4	
Naphthalene	ND	ug/L	1.2	1		12/03/22 04:04	91-20-3	
n-Propylbenzene	ND	ug/L	5.0	1		12/03/22 04:04	103-65-1	
Styrene	ND	ug/L	5.0	1		12/03/22 04:04	100-42-5	
1,1,1,2-Tetrachloroethane	ND	ug/L	5.0	1		12/03/22 04:04	630-20-6	
1,1,2,2-Tetrachloroethane	ND	ug/L	5.0	1		12/03/22 04:04	79-34-5	
Tetrachloroethene	ND	ug/L	5.0	1		12/03/22 04:04	127-18-4	
Toluene	ND	ug/L	5.0	1		12/03/22 04:04	108-88-3	
1,2,3-Trichlorobenzene	ND	ug/L	5.0	1		12/03/22 04:04	87-61-6	
1,2,4-Trichlorobenzene	ND	ug/L	5.0	1		12/03/22 04:04	120-82-1	
1,1,1-Trichloroethane	ND	ug/L	5.0	1		12/03/22 04:04	71-55-6	
1,1,2-Trichloroethane	ND	ug/L	5.0	1		12/03/22 04:04	79-00-5	
Trichloroethene	ND	ug/L	5.0	1		12/03/22 04:04	79-01-6	
Trichlorofluoromethane	ND	ug/L	5.0	1		12/03/22 04:04	75-69-4	
1,2,3-Trichloropropane	ND	ug/L	5.0	1		12/03/22 04:04	96-18-4	
1,2,4-Trimethylbenzene	ND	ug/L	5.0	1		12/03/22 04:04	95-63-6	
1,3,5-Trimethylbenzene	ND	ug/L	5.0	1		12/03/22 04:04	108-67-8	
Vinyl acetate	ND	ug/L	50.0	1		12/03/22 04:04	108-05-4	L1
Vinyl chloride	ND	ug/L	2.0	1		12/03/22 04:04	75-01-4	
Xylene (Total)	ND	ug/L	10.0	1		12/03/22 04:04	1330-20-7	
Surrogates								
Dibromofluoromethane (S)	100	%.	82-128	1		12/03/22 04:04	1868-53-7	
4-Bromofluorobenzene (S)	100	%.	79-124	1		12/03/22 04:04	460-00-4	
Toluene-d8 (S)	98	%.	73-122	1		12/03/22 04:04	2037-26-5	

This report shall not be reproduced, except in full,
without the written consent of Pace Analytical Services, LLC.

Pace Analytical Services, LLC
7726 Moller Road
Indianapolis, IN 46268
(317)228-3100

ANALYTICAL RESULTS

Project: HRID 4Q2022 21-1359-01E
Pace Project No.: 50331829

Sample: MW-49S **Lab ID: 50331829014** Collected: 11/21/22 12:42 Received: 11/22/22 12:45 Matrix: Water

Parameters	Results	Units	Report Limit	DF	Prepared	Analyzed	CAS No.	Qual
8260 MSV Indiana	Analytical Method: EPA 5030/8260							
	Pace Analytical Services - Indianapolis							
Acetone	ND	ug/L	100	1		12/03/22 04:33	67-64-1	
Acrolein	ND	ug/L	50.0	1		12/03/22 04:33	107-02-8	
Acrylonitrile	ND	ug/L	100	1		12/03/22 04:33	107-13-1	
Benzene	ND	ug/L	5.0	1		12/03/22 04:33	71-43-2	
Bromobenzene	ND	ug/L	5.0	1		12/03/22 04:33	108-86-1	
Bromochloromethane	ND	ug/L	5.0	1		12/03/22 04:33	74-97-5	
Bromodichloromethane	ND	ug/L	5.0	1		12/03/22 04:33	75-27-4	
Bromoform	ND	ug/L	5.0	1		12/03/22 04:33	75-25-2	
Bromomethane	ND	ug/L	5.0	1		12/03/22 04:33	74-83-9	
2-Butanone (MEK)	ND	ug/L	25.0	1		12/03/22 04:33	78-93-3	
n-Butylbenzene	ND	ug/L	5.0	1		12/03/22 04:33	104-51-8	
sec-Butylbenzene	ND	ug/L	5.0	1		12/03/22 04:33	135-98-8	
tert-Butylbenzene	ND	ug/L	5.0	1		12/03/22 04:33	98-06-6	
Carbon disulfide	ND	ug/L	10.0	1		12/03/22 04:33	75-15-0	
Carbon tetrachloride	ND	ug/L	5.0	1		12/03/22 04:33	56-23-5	
Chlorobenzene	ND	ug/L	5.0	1		12/03/22 04:33	108-90-7	
Chloroethane	ND	ug/L	5.0	1		12/03/22 04:33	75-00-3	
Chloroform	ND	ug/L	5.0	1		12/03/22 04:33	67-66-3	
Chloromethane	ND	ug/L	5.0	1		12/03/22 04:33	74-87-3	
2-Chlorotoluene	ND	ug/L	5.0	1		12/03/22 04:33	95-49-8	
4-Chlorotoluene	ND	ug/L	5.0	1		12/03/22 04:33	106-43-4	
Dibromochloromethane	ND	ug/L	5.0	1		12/03/22 04:33	124-48-1	
1,2-Dibromoethane (EDB)	ND	ug/L	5.0	1		12/03/22 04:33	106-93-4	
Dibromomethane	ND	ug/L	5.0	1		12/03/22 04:33	74-95-3	
1,2-Dichlorobenzene	ND	ug/L	5.0	1		12/03/22 04:33	95-50-1	
1,3-Dichlorobenzene	ND	ug/L	5.0	1		12/03/22 04:33	541-73-1	
1,4-Dichlorobenzene	ND	ug/L	5.0	1		12/03/22 04:33	106-46-7	
trans-1,4-Dichloro-2-butene	ND	ug/L	100	1		12/03/22 04:33	110-57-6	
Dichlorodifluoromethane	ND	ug/L	5.0	1		12/03/22 04:33	75-71-8	
1,1-Dichloroethane	ND	ug/L	5.0	1		12/03/22 04:33	75-34-3	
1,2-Dichloroethane	ND	ug/L	5.0	1		12/03/22 04:33	107-06-2	
1,1-Dichloroethene	ND	ug/L	5.0	1		12/03/22 04:33	75-35-4	
cis-1,2-Dichloroethene	ND	ug/L	5.0	1		12/03/22 04:33	156-59-2	
trans-1,2-Dichloroethene	ND	ug/L	5.0	1		12/03/22 04:33	156-60-5	
1,2-Dichloropropane	ND	ug/L	5.0	1		12/03/22 04:33	78-87-5	
1,3-Dichloropropane	ND	ug/L	5.0	1		12/03/22 04:33	142-28-9	
2,2-Dichloropropane	ND	ug/L	5.0	1		12/03/22 04:33	594-20-7	
1,1-Dichloropropene	ND	ug/L	5.0	1		12/03/22 04:33	563-58-6	
cis-1,3-Dichloropropene	ND	ug/L	5.0	1		12/03/22 04:33	10061-01-5	
trans-1,3-Dichloropropene	ND	ug/L	5.0	1		12/03/22 04:33	10061-02-6	
Ethylbenzene	ND	ug/L	5.0	1		12/03/22 04:33	100-41-4	
Ethyl methacrylate	ND	ug/L	100	1		12/03/22 04:33	97-63-2	
Hexachloro-1,3-butadiene	ND	ug/L	5.0	1		12/03/22 04:33	87-68-3	
n-Hexane	ND	ug/L	5.0	1		12/03/22 04:33	110-54-3	
2-Hexanone	ND	ug/L	25.0	1		12/03/22 04:33	591-78-6	
Iodomethane	ND	ug/L	10.0	1		12/03/22 04:33	74-88-4	

This report shall not be reproduced, except in full,
without the written consent of Pace Analytical Services, LLC.

Pace Analytical Services, LLC
7726 Moller Road
Indianapolis, IN 46268
(317)228-3100

ANALYTICAL RESULTS

Project: HRID 4Q2022 21-1359-01E
Pace Project No.: 50331829

Sample: MW-49S **Lab ID: 50331829014** Collected: 11/21/22 12:42 Received: 11/22/22 12:45 Matrix: Water

Parameters	Results	Units	Report Limit	DF	Prepared	Analyzed	CAS No.	Qual
8260 MSV Indiana	Analytical Method: EPA 5030/8260							
	Pace Analytical Services - Indianapolis							
Isopropylbenzene (Cumene)	ND	ug/L	5.0	1		12/03/22 04:33	98-82-8	
p-Isopropyltoluene	ND	ug/L	5.0	1		12/03/22 04:33	99-87-6	
Methylene Chloride	ND	ug/L	5.0	1		12/03/22 04:33	75-09-2	
1-Methylnaphthalene	ND	ug/L	10.0	1		12/03/22 04:33	90-12-0	
2-Methylnaphthalene	ND	ug/L	10.0	1		12/03/22 04:33	91-57-6	
4-Methyl-2-pentanone (MIBK)	ND	ug/L	25.0	1		12/03/22 04:33	108-10-1	
Methyl-tert-butyl ether	ND	ug/L	4.0	1		12/03/22 04:33	1634-04-4	
Naphthalene	ND	ug/L	1.2	1		12/03/22 04:33	91-20-3	
n-Propylbenzene	ND	ug/L	5.0	1		12/03/22 04:33	103-65-1	
Styrene	ND	ug/L	5.0	1		12/03/22 04:33	100-42-5	
1,1,1,2-Tetrachloroethane	ND	ug/L	5.0	1		12/03/22 04:33	630-20-6	
1,1,2,2-Tetrachloroethane	ND	ug/L	5.0	1		12/03/22 04:33	79-34-5	
Tetrachloroethene	ND	ug/L	5.0	1		12/03/22 04:33	127-18-4	
Toluene	ND	ug/L	5.0	1		12/03/22 04:33	108-88-3	
1,2,3-Trichlorobenzene	ND	ug/L	5.0	1		12/03/22 04:33	87-61-6	
1,2,4-Trichlorobenzene	ND	ug/L	5.0	1		12/03/22 04:33	120-82-1	
1,1,1-Trichloroethane	ND	ug/L	5.0	1		12/03/22 04:33	71-55-6	
1,1,2-Trichloroethane	ND	ug/L	5.0	1		12/03/22 04:33	79-00-5	
Trichloroethene	ND	ug/L	5.0	1		12/03/22 04:33	79-01-6	
Trichlorofluoromethane	ND	ug/L	5.0	1		12/03/22 04:33	75-69-4	
1,2,3-Trichloropropane	ND	ug/L	5.0	1		12/03/22 04:33	96-18-4	
1,2,4-Trimethylbenzene	ND	ug/L	5.0	1		12/03/22 04:33	95-63-6	
1,3,5-Trimethylbenzene	ND	ug/L	5.0	1		12/03/22 04:33	108-67-8	
Vinyl acetate	ND	ug/L	50.0	1		12/03/22 04:33	108-05-4	L1
Vinyl chloride	ND	ug/L	2.0	1		12/03/22 04:33	75-01-4	
Xylene (Total)	ND	ug/L	10.0	1		12/03/22 04:33	1330-20-7	
Surrogates								
Dibromofluoromethane (S)	100	%.	82-128	1		12/03/22 04:33	1868-53-7	
4-Bromofluorobenzene (S)	100	%.	79-124	1		12/03/22 04:33	460-00-4	
Toluene-d8 (S)	100	%.	73-122	1		12/03/22 04:33	2037-26-5	

This report shall not be reproduced, except in full,
without the written consent of Pace Analytical Services, LLC.

Pace Analytical Services, LLC
7726 Moller Road
Indianapolis, IN 46268
(317)228-3100

QUALITY CONTROL DATA

Project: HRID 4Q2022 21-1359-01E
Pace Project No.: 50331829

QC Batch: 709303
QC Batch Method: EPA 5030/8260
Analysis Method: EPA 5030/8260
Analysis Description: 8260 MSV
Laboratory: Pace Analytical Services - Indianapolis
Associated Lab Samples: 50331829001, 50331829002, 50331829003, 50331829004, 50331829005, 50331829006, 50331829007, 50331829008, 50331829009, 50331829010, 50331829011, 50331829012, 50331829013, 50331829014

METHOD BLANK: 3259769
Matrix: Water
Associated Lab Samples: 50331829001, 50331829002, 50331829003, 50331829004, 50331829005, 50331829006, 50331829007, 50331829008, 50331829009, 50331829010, 50331829011, 50331829012, 50331829013, 50331829014

Parameter	Units	Blank Result	Reporting Limit	Analyzed	Qualifiers
1,1,1,2-Tetrachloroethane	ug/L	ND	5.0	12/02/22 22:13	
1,1,1-Trichloroethane	ug/L	ND	5.0	12/02/22 22:13	
1,1,2,2-Tetrachloroethane	ug/L	ND	5.0	12/02/22 22:13	
1,1,2-Trichloroethane	ug/L	ND	5.0	12/02/22 22:13	
1,1-Dichloroethane	ug/L	ND	5.0	12/02/22 22:13	
1,1-Dichloroethene	ug/L	ND	5.0	12/02/22 22:13	
1,1-Dichloropropene	ug/L	ND	5.0	12/02/22 22:13	
1,2,3-Trichlorobenzene	ug/L	ND	5.0	12/02/22 22:13	
1,2,3-Trichloropropane	ug/L	ND	5.0	12/02/22 22:13	
1,2,4-Trichlorobenzene	ug/L	ND	5.0	12/02/22 22:13	
1,2,4-Trimethylbenzene	ug/L	ND	5.0	12/02/22 22:13	
1,2-Dibromoethane (EDB)	ug/L	ND	5.0	12/02/22 22:13	
1,2-Dichlorobenzene	ug/L	ND	5.0	12/02/22 22:13	
1,2-Dichloroethane	ug/L	ND	5.0	12/02/22 22:13	
1,2-Dichloropropane	ug/L	ND	5.0	12/02/22 22:13	
1,3,5-Trimethylbenzene	ug/L	ND	5.0	12/02/22 22:13	
1,3-Dichlorobenzene	ug/L	ND	5.0	12/02/22 22:13	
1,3-Dichloropropane	ug/L	ND	5.0	12/02/22 22:13	
1,4-Dichlorobenzene	ug/L	ND	5.0	12/02/22 22:13	
1-Methylnaphthalene	ug/L	ND	10.0	12/02/22 22:13	
2,2-Dichloropropane	ug/L	ND	5.0	12/02/22 22:13	
2-Butanone (MEK)	ug/L	ND	25.0	12/02/22 22:13	
2-Chlorotoluene	ug/L	ND	5.0	12/02/22 22:13	
2-Hexanone	ug/L	ND	25.0	12/02/22 22:13	
2-Methylnaphthalene	ug/L	ND	10.0	12/02/22 22:13	
4-Chlorotoluene	ug/L	ND	5.0	12/02/22 22:13	
4-Methyl-2-pentanone (MIBK)	ug/L	ND	25.0	12/02/22 22:13	
Acetone	ug/L	ND	100	12/02/22 22:13	
Acrolein	ug/L	ND	50.0	12/02/22 22:13	
Acrylonitrile	ug/L	ND	100	12/02/22 22:13	
Benzene	ug/L	ND	5.0	12/02/22 22:13	
Bromobenzene	ug/L	ND	5.0	12/02/22 22:13	
Bromochloromethane	ug/L	ND	5.0	12/02/22 22:13	
Bromodichloromethane	ug/L	ND	5.0	12/02/22 22:13	
Bromoform	ug/L	ND	5.0	12/02/22 22:13	
Bromomethane	ug/L	ND	5.0	12/02/22 22:13	
Carbon disulfide	ug/L	ND	10.0	12/02/22 22:13	
Carbon tetrachloride	ug/L	ND	5.0	12/02/22 22:13	
Chlorobenzene	ug/L	ND	5.0	12/02/22 22:13	

Results presented on this page are in the units indicated by the "Units" column except where an alternate unit is presented to the right of the result.

This report shall not be reproduced, except in full,
without the written consent of Pace Analytical Services, LLC.

Pace Analytical Services, LLC
7726 Moller Road
Indianapolis, IN 46268
(317)228-3100

QUALITY CONTROL DATA

Project: HRID 4Q2022 21-1359-01E
Pace Project No.: 50331829

METHOD BLANK: 3259769 Matrix: Water

Associated Lab Samples: 50331829001, 50331829002, 50331829003, 50331829004, 50331829005, 50331829006, 50331829007, 50331829008, 50331829009, 50331829010, 50331829011, 50331829012, 50331829013, 50331829014

Parameter	Units	Blank Result	Reporting Limit	Analyzed	Qualifiers
Chloroethane	ug/L	ND	5.0	12/02/22 22:13	
Chloroform	ug/L	ND	5.0	12/02/22 22:13	
Chloromethane	ug/L	ND	5.0	12/02/22 22:13	
cis-1,2-Dichloroethene	ug/L	ND	5.0	12/02/22 22:13	
cis-1,3-Dichloropropene	ug/L	ND	5.0	12/02/22 22:13	
Dibromochloromethane	ug/L	ND	5.0	12/02/22 22:13	
Dibromomethane	ug/L	ND	5.0	12/02/22 22:13	
Dichlorodifluoromethane	ug/L	ND	5.0	12/02/22 22:13	
Ethyl methacrylate	ug/L	ND	100	12/02/22 22:13	
Ethylbenzene	ug/L	ND	5.0	12/02/22 22:13	
Hexachloro-1,3-butadiene	ug/L	ND	5.0	12/02/22 22:13	
Iodomethane	ug/L	ND	10.0	12/02/22 22:13	
Isopropylbenzene (Cumene)	ug/L	ND	5.0	12/02/22 22:13	
Methyl-tert-butyl ether	ug/L	ND	4.0	12/02/22 22:13	
Methylene Chloride	ug/L	ND	5.0	12/02/22 22:13	
n-Butylbenzene	ug/L	ND	5.0	12/02/22 22:13	
n-Hexane	ug/L	ND	5.0	12/02/22 22:13	
n-Propylbenzene	ug/L	ND	5.0	12/02/22 22:13	
Naphthalene	ug/L	ND	1.2	12/02/22 22:13	
p-Isopropyltoluene	ug/L	ND	5.0	12/02/22 22:13	
sec-Butylbenzene	ug/L	ND	5.0	12/02/22 22:13	
Styrene	ug/L	ND	5.0	12/02/22 22:13	
tert-Butylbenzene	ug/L	ND	5.0	12/02/22 22:13	
Tetrachloroethene	ug/L	ND	5.0	12/02/22 22:13	
Toluene	ug/L	ND	5.0	12/02/22 22:13	
trans-1,2-Dichloroethene	ug/L	ND	5.0	12/02/22 22:13	
trans-1,3-Dichloropropene	ug/L	ND	5.0	12/02/22 22:13	
trans-1,4-Dichloro-2-butene	ug/L	ND	100	12/02/22 22:13	
Trichloroethene	ug/L	ND	5.0	12/02/22 22:13	
Trichlorofluoromethane	ug/L	ND	5.0	12/02/22 22:13	
Vinyl acetate	ug/L	ND	50.0	12/02/22 22:13	
Vinyl chloride	ug/L	ND	2.0	12/02/22 22:13	
Xylene (Total)	ug/L	ND	10.0	12/02/22 22:13	
4-Bromofluorobenzene (S)	%.	100	79-124	12/02/22 22:13	
Dibromofluoromethane (S)	%.	100	82-128	12/02/22 22:13	
Toluene-d8 (S)	%.	99	73-122	12/02/22 22:13	

LABORATORY CONTROL SAMPLE: 3259770

Parameter	Units	Spike Conc.	LCS Result	LCS % Rec	% Rec Limits	Qualifiers
1,1,1,2-Tetrachloroethane	ug/L	50	56.3	113	77-125	
1,1,1-Trichloroethane	ug/L	50	55.4	111	69-125	
1,1,2,2-Tetrachloroethane	ug/L	50	50.9	102	72-123	

Results presented on this page are in the units indicated by the "Units" column except where an alternate unit is presented to the right of the result.

This report shall not be reproduced, except in full,
without the written consent of Pace Analytical Services, LLC.

Pace Analytical Services, LLC
7726 Moller Road
Indianapolis, IN 46268
(317)228-3100

QUALITY CONTROL DATA

Project: HRID 4Q2022 21-1359-01E
Pace Project No.: 50331829

LABORATORY CONTROL SAMPLE: 3259770

Parameter	Units	Spike Conc.	LCS Result	LCS % Rec	% Rec Limits	Qualifiers
1,1,2-Trichloroethane	ug/L	50	53.2	106	73-124	
1,1-Dichloroethane	ug/L	50	52.5	105	71-124	
1,1-Dichloroethene	ug/L	50	53.8	108	63-138	
1,1-Dichloropropene	ug/L	50	58.9	118	80-142	
1,2,3-Trichlorobenzene	ug/L	50	51.9	104	67-134	
1,2,3-Trichloropropane	ug/L	50	52.3	105	75-122	
1,2,4-Trichlorobenzene	ug/L	50	51.6	103	68-132	
1,2,4-Trimethylbenzene	ug/L	50	52.9	106	71-121	
1,2-Dibromoethane (EDB)	ug/L	50	52.3	105	75-123	
1,2-Dichlorobenzene	ug/L	50	50.8	102	76-118	
1,2-Dichloroethane	ug/L	50	51.9	104	68-126	
1,2-Dichloropropane	ug/L	50	53.4	107	73-127	
1,3,5-Trimethylbenzene	ug/L	50	52.2	104	72-120	
1,3-Dichlorobenzene	ug/L	50	51.2	102	75-119	
1,3-Dichloropropane	ug/L	50	55.0	110	77-125	
1,4-Dichlorobenzene	ug/L	50	49.6	99	74-118	
1-Methylnaphthalene	ug/L	50	64.1	128	51-164	
2,2-Dichloropropane	ug/L	50	52.7	105	52-137	
2-Butanone (MEK)	ug/L	250	221	88	57-130	
2-Chlorotoluene	ug/L	50	50.2	100	69-123	
2-Hexanone	ug/L	250	266	106	57-130	
2-Methylnaphthalene	ug/L	50	62.4	125	57-159	
4-Chlorotoluene	ug/L	50	51.5	103	74-122	
4-Methyl-2-pentanone (MIBK)	ug/L	250	282	113	58-134	
Acetone	ug/L	250	191	77	41-133	
Acrolein	ug/L	1000	1020	102	43-124	
Acrylonitrile	ug/L	250	280	112	66-131	
Benzene	ug/L	50	51.6	103	76-121	
Bromobenzene	ug/L	50	45.8	92	67-127	
Bromochloromethane	ug/L	50	50.1	100	65-126	
Bromodichloromethane	ug/L	50	55.6	111	72-125	
Bromoform	ug/L	50	44.0	88	57-134	
Bromomethane	ug/L	50	21.4	43	10-187	
Carbon disulfide	ug/L	50	49.9	100	59-125	
Carbon tetrachloride	ug/L	50	58.2	116	71-134	
Chlorobenzene	ug/L	50	51.5	103	74-119	
Chloroethane	ug/L	50	42.0	84	49-152	
Chloroform	ug/L	50	50.9	102	68-123	
Chloromethane	ug/L	50	44.2	88	33-133	
cis-1,2-Dichloroethene	ug/L	50	51.2	102	73-122	
cis-1,3-Dichloropropene	ug/L	50	58.2	116	69-128	
Dibromochloromethane	ug/L	50	56.7	113	69-127	
Dibromomethane	ug/L	50	53.3	107	74-126	
Dichlorodifluoromethane	ug/L	50	42.9	86	19-136	
Ethyl methacrylate	ug/L	50	56.6J	113	65-127	
Ethylbenzene	ug/L	50	52.5	105	74-122	
Hexachloro-1,3-butadiene	ug/L	50	51.0	102	65-140	

Results presented on this page are in the units indicated by the "Units" column except where an alternate unit is presented to the right of the result.

This report shall not be reproduced, except in full,
without the written consent of Pace Analytical Services, LLC.

Pace Analytical Services, LLC
7726 Moller Road
Indianapolis, IN 46268
(317)228-3100

QUALITY CONTROL DATA

Project: HRID 4Q2022 21-1359-01E
Pace Project No.: 50331829

LABORATORY CONTROL SAMPLE: 3259770

Parameter	Units	Spike Conc.	LCS Result	LCS % Rec	% Rec Limits	Qualifiers
Iodomethane	ug/L	50	25.0	50	10-181	
Isopropylbenzene (Cumene)	ug/L	50	53.9	108	75-124	
Methyl-tert-butyl ether	ug/L	50	54.1	108	71-125	
Methylene Chloride	ug/L	50	51.3	103	71-125	
n-Butylbenzene	ug/L	50	52.7	105	68-124	
n-Hexane	ug/L	50	53.8	108	60-132	
n-Propylbenzene	ug/L	50	53.1	106	75-122	
Naphthalene	ug/L	50	53.8	108	69-128	
p-Isopropyltoluene	ug/L	50	51.7	103	73-125	
sec-Butylbenzene	ug/L	50	53.5	107	76-125	
Styrene	ug/L	50	56.4	113	74-126	
tert-Butylbenzene	ug/L	50	46.6	93	69-123	
Tetrachloroethene	ug/L	50	53.3	107	74-129	
Toluene	ug/L	50	51.0	102	70-118	
trans-1,2-Dichloroethene	ug/L	50	52.1	104	69-124	
trans-1,3-Dichloropropene	ug/L	50	57.1	114	66-125	
trans-1,4-Dichloro-2-butene	ug/L	50	50.4J	101	43-155	
Trichloroethene	ug/L	50	52.3	105	73-125	
Trichlorofluoromethane	ug/L	50	50.7	101	56-139	
Vinyl acetate	ug/L	200	278	139	46-101	L1
Vinyl chloride	ug/L	50	42.4	85	46-134	
Xylene (Total)	ug/L	150	150	100	71-123	
4-Bromofluorobenzene (S)	%.			101	79-124	
Dibromofluoromethane (S)	%.			101	82-128	
Toluene-d8 (S)	%.			101	73-122	

MATRIX SPIKE & MATRIX SPIKE DUPLICATE: 3259771 3259772

Parameter	Units	50331829002 Result	MS Spike Conc.	MSD Spike Conc.	MS Result	MSD Result	MS % Rec	MSD % Rec	% Rec Limits	RPD	Max RPD	Qual
1,1,1,2-Tetrachloroethane	ug/L	ND	50	50	60.2	61.9	120	124	64-142	3	20	
1,1,1-Trichloroethane	ug/L	ND	50	50	64.7	64.5	129	129	60-143	0	20	
1,1,2,2-Tetrachloroethane	ug/L	ND	50	50	53.7	54.8	107	110	64-135	2	20	
1,1,2-Trichloroethane	ug/L	ND	50	50	55.9	57.1	112	114	66-137	2	20	
1,1-Dichloroethane	ug/L	ND	50	50	62.5	61.7	125	123	62-144	1	20	
1,1-Dichloroethene	ug/L	ND	50	50	67.7	67.1	133	132	55-158	1	20	
1,1-Dichloropropene	ug/L	ND	50	50	66.7	67.7	133	135	65-164	2	20	
1,2,3-Trichlorobenzene	ug/L	ND	50	50	50.9	55.0	102	110	35-149	8	20	
1,2,3-Trichloropropane	ug/L	ND	50	50	54.6	55.9	109	112	66-135	2	20	
1,2,4-Trichlorobenzene	ug/L	ND	50	50	49.4	53.2	99	106	27-149	7	20	
1,2,4-Trimethylbenzene	ug/L	ND	50	50	53.3	55.5	107	111	41-140	4	20	
1,2-Dibromoethane (EDB)	ug/L	ND	50	50	54.8	56.7	110	113	68-136	3	20	
1,2-Dichlorobenzene	ug/L	ND	50	50	52.3	54.1	105	108	47-140	3	20	
1,2-Dichloroethane	ug/L	ND	50	50	58.0	58.6	116	117	61-144	1	20	
1,2-Dichloropropane	ug/L	ND	50	50	58.6	59.2	117	118	67-141	1	20	

Results presented on this page are in the units indicated by the "Units" column except where an alternate unit is presented to the right of the result.

REPORT OF LABORATORY ANALYSIS

This report shall not be reproduced, except in full,
without the written consent of Pace Analytical Services, LLC.

Pace Analytical Services, LLC
7726 Moller Road
Indianapolis, IN 46268
(317)228-3100

QUALITY CONTROL DATA

Project: HRID 4Q2022 21-1359-01E
Pace Project No.: 50331829

MATRIX SPIKE & MATRIX SPIKE DUPLICATE: 3259771 3259772

Parameter	Units	50331829002 Result	MS Spike Conc.	MSD Spike Conc.	MS Result	MSD Result	MS % Rec	MSD % Rec	% Rec Limits	RPD	Max RPD	Qual
1,3,5-Trimethylbenzene	ug/L	ND	50	50	53.0	55.7	106	111	40-141	5	20	
1,3-Dichlorobenzene	ug/L	ND	50	50	51.7	53.6	103	107	39-142	4	20	
1,3-Dichloropropane	ug/L	ND	50	50	58.0	59.9	116	120	67-141	3	20	
1,4-Dichlorobenzene	ug/L	ND	50	50	50.7	52.9	101	106	39-140	4	20	
1-Methylnaphthalene	ug/L	ND	50	50	69.4	78.2	139	156	31-172	12	20	
2,2-Dichloropropane	ug/L	ND	50	50	61.6	61.1	123	122	32-144	1	20	
2-Butanone (MEK)	ug/L	ND	250	250	173	177	69	71	49-149	2	20	
2-Chlorotoluene	ug/L	ND	50	50	52.2	52.7	104	105	37-144	1	20	
2-Hexanone	ug/L	ND	250	250	194	201	78	80	48-147	4	20	
2-Methylnaphthalene	ug/L	ND	50	50	65.7	72.1	131	144	39-163	9	20	
4-Chlorotoluene	ug/L	ND	50	50	52.9	55.5	106	111	34-148	5	20	
4-Methyl-2-pentanone (MIBK)	ug/L	ND	250	250	206	211	82	84	50-152	3	20	
Acetone	ug/L	ND	250	250	158	151	63	60	23-157	4	20	
Acrolein	ug/L	ND	1000	1000	992	993	99	99	25-137	0	20	
Acrylonitrile	ug/L	ND	250	250	297	300	119	120	56-149	1	20	
Benzene	ug/L	ND	50	50	58.2	58.2	116	116	68-139	0	20	
Bromobenzene	ug/L	ND	50	50	48.2	49.3	96	99	49-142	2	20	
Bromochloromethane	ug/L	ND	50	50	56.1	55.7	112	111	58-143	1	20	
Bromodichloromethane	ug/L	ND	50	50	60.2	61.9	120	124	65-139	3	20	
Bromoform	ug/L	ND	50	50	46.0	46.4	92	93	51-139	1	20	
Bromomethane	ug/L	ND	50	50	39.1	42.8	78	86	10-189	9	20	
Carbon disulfide	ug/L	ND	50	50	57.9	58.5	116	117	45-143	1	20	
Carbon tetrachloride	ug/L	ND	50	50	67.3	68.3	135	137	61-153	1	20	
Chlorobenzene	ug/L	ND	50	50	55.3	56.7	111	113	57-137	3	20	
Chloroethane	ug/L	ND	50	50	52.8	51.7	106	103	41-183	2	20	
Chloroform	ug/L	ND	50	50	57.8	57.3	116	115	61-138	1	20	
Chloromethane	ug/L	ND	50	50	52.2	51.5	104	103	25-150	1	20	
cis-1,2-Dichloroethene	ug/L	745	50	50	910	894	330	297	58-142	2	20	E,M1
cis-1,3-Dichloropropene	ug/L	ND	50	50	60.5	62.3	121	125	53-140	3	20	
Dibromochloromethane	ug/L	ND	50	50	60.2	62.6	120	125	61-139	4	20	
Dibromomethane	ug/L	ND	50	50	57.7	59.0	115	118	69-138	2	20	
Dichlorodifluoromethane	ug/L	ND	50	50	48.9	48.5	98	97	10-150	1	20	
Ethyl methacrylate	ug/L	ND	50	50	58.5J	60.5J	117	121	57-141		20	
Ethylbenzene	ug/L	ND	50	50	56.1	57.3	112	115	54-141	2	20	
Hexachloro-1,3-butadiene	ug/L	ND	50	50	50.8	55.6	102	111	10-173	9	20	
Iodomethane	ug/L	ND	50	50	21.9	27.6	44	55	10-184	23	20	R1
Isopropylbenzene (Cumene)	ug/L	ND	50	50	56.0	58.7	112	117	48-145	5	20	
Methyl-tert-butyl ether	ug/L	ND	50	50	59.9	61.1	120	122	62-143	2	20	
Methylene Chloride	ug/L	ND	50	50	56.8	57.1	114	114	59-141	0	20	
n-Butylbenzene	ug/L	ND	50	50	53.2	56.0	106	112	19-150	5	20	
n-Hexane	ug/L	ND	50	50	56.9	60.7	114	121	44-145	7	20	
n-Propylbenzene	ug/L	ND	50	50	52.9	56.3	106	113	36-150	6	20	
Naphthalene	ug/L	ND	50	50	55.9	58.5	112	117	56-136	4	20	
p-Isopropyltoluene	ug/L	ND	50	50	51.2	55.1	102	110	28-152	7	20	

Results presented on this page are in the units indicated by the "Units" column except where an alternate unit is presented to the right of the result.

This report shall not be reproduced, except in full,
without the written consent of Pace Analytical Services, LLC.

Pace Analytical Services, LLC
7726 Moller Road
Indianapolis, IN 46268
(317)228-3100

QUALITY CONTROL DATA

Project: HRID 4Q2022 21-1359-01E
Pace Project No.: 50331829

MATRIX SPIKE & MATRIX SPIKE DUPLICATE: 3259771 3259772

Parameter	Units	50331829002 Result	MS Spike Conc.	MSD Spike Conc.	MS Result	MSD Result	MS % Rec	MSD % Rec	% Rec Limits	RPD	Max RPD	Qual
sec-Butylbenzene	ug/L	ND	50	50	54.1	57.3	108	115	36-151	6	20	
Styrene	ug/L	ND	50	50	59.6	61.3	119	123	51-146	3	20	
tert-Butylbenzene	ug/L	ND	50	50	55.5	56.9	111	114	42-142	3	20	
Tetrachloroethene	ug/L	ND	50	50	56.3	58.3	113	117	50-149	3	20	
Toluene	ug/L	ND	50	50	54.6	55.4	109	111	59-134	1	20	
trans-1,2-Dichloroethene	ug/L	74.9	50	50	140	136	130	122	57-141	3	20	
trans-1,3-Dichloropropene	ug/L	ND	50	50	58.3	60.7	117	121	51-136	4	20	
trans-1,4-Dichloro-2-butene	ug/L	ND	50	50	55.2J	56.8J	110	114	26-157		20	
Trichloroethene	ug/L	101	50	50	164	160	127	119	55-147	2	20	
Trichlorofluoromethane	ug/L	ND	50	50	64.0	62.5	128	125	55-160	2	20	
Vinyl acetate	ug/L	ND	200	200	282	282	141	141	24-109	0	20	M0
Vinyl chloride	ug/L	ND	50	50	51.1	49.7	102	99	36-154	3	20	
Xylene (Total)	ug/L	ND	150	150	158	163	106	109	50-143	3	20	
4-Bromofluorobenzene (S)	%.						100	100	79-124			
Dibromofluoromethane (S)	%.						103	103	82-128			
Toluene-d8 (S)	%.						99	99	73-122			

Results presented on this page are in the units indicated by the "Units" column except where an alternate unit is presented to the right of the result.

This report shall not be reproduced, except in full,
without the written consent of Pace Analytical Services, LLC.

Pace Analytical Services, LLC
7726 Moller Road
Indianapolis, IN 46268
(317)228-3100

QUALIFIERS

Project: HRID 4Q2022 21-1359-01E
Pace Project No.: 50331829

DEFINITIONS

DF - Dilution Factor, if reported, represents the factor applied to the reported data due to dilution of the sample aliquot.

ND - Not Detected at or above adjusted reporting limit.

TNTC - Too Numerous To Count

J - Estimated concentration above the adjusted method detection limit and below the adjusted reporting limit.

MDL - Adjusted Method Detection Limit.

PQL - Practical Quantitation Limit.

RL - Reporting Limit - The lowest concentration value that meets project requirements for quantitative data with known precision and bias for a specific analyte in a specific matrix.

S - Surrogate

1,2-Diphenylhydrazine decomposes to and cannot be separated from Azobenzene using Method 8270. The result for each analyte is a combined concentration.

Consistent with EPA guidelines, unrounded data are displayed and have been used to calculate % recovery and RPD values.

LCS(D) - Laboratory Control Sample (Duplicate)

MS(D) - Matrix Spike (Duplicate)

DUP - Sample Duplicate

RPD - Relative Percent Difference

NC - Not Calculable.

SG - Silica Gel - Clean-Up

U - Indicates the compound was analyzed for, but not detected.

N-Nitrosodiphenylamine decomposes and cannot be separated from Diphenylamine using Method 8270. The result reported for each analyte is a combined concentration.

Reported results are not rounded until the final step prior to reporting. Therefore, calculated parameters that are typically reported as "Total" may vary slightly from the sum of the reported component parameters.

Pace Analytical is TNI accredited. Contact your Pace PM for the current list of accredited analytes.

TNI - The NELAC Institute.

ANALYTE QUALIFIERS

E	Analyte concentration exceeded the calibration range. The reported result is estimated.
L1	Analyte recovery in the laboratory control sample (LCS) was above QC limits. Results for this analyte in associated samples may be biased high.
M0	Matrix spike recovery and/or matrix spike duplicate recovery was outside laboratory control limits.
M1	Matrix spike recovery exceeded QC limits. Batch accepted based on laboratory control sample (LCS) recovery.
R1	RPD value was outside control limits.

This report shall not be reproduced, except in full,
without the written consent of Pace Analytical Services, LLC.

Pace Analytical Services, LLC
7726 Moller Road
Indianapolis, IN 46268
(317)228-3100

QUALITY CONTROL DATA CROSS REFERENCE TABLE

Project: HRID 4Q2022 21-1359-01E
Pace Project No.: 50331829

Lab ID	Sample ID	QC Batch Method	QC Batch	Analytical Method	Analytical Batch
50331829001	**MW-64D**	EPA 5030/8260	709303		
50331829002	**MW-64I**	EPA 5030/8260	709303		
50331829003	**MW-46I**	EPA 5030/8260	709303		
50331829004	**MW-46D**	EPA 5030/8260	709303		
50331829005	**MW-46S**	EPA 5030/8260	709303		
50331829006	**MW-47D**	EPA 5030/8260	709303		
50331829007	**MW-45D**	EPA 5030/8260	709303		
50331829008	**MW-48D**	EPA 5030/8260	709303		
50331829009	**DUP 4**	EPA 5030/8260	709303		
50331829010	**MW-47I**	EPA 5030/8260	709303		
50331829011	**MW-47S**	EPA 5030/8260	709303		
50331829012	**MW-49D**	EPA 5030/8260	709303		
50331829013	**MW-48S**	EPA 5030/8260	709303		
50331829014	**MW-49S**	EPA 5030/8260	709303		

This report shall not be reproduced, except in full,
without the written consent of Pace Analytical Services, LLC.

WO# : 50331829

50331829

Pace Analytical
WWW.PACELABS.COM

Submitting a sample via this chain of custody consti

ical Request Document

Γ. All relevant fields must be completed accurately.
s found at https://info.pacelabs.com/hubfs/pas-standard-terms.pdf.

Section A — Required Client Information:

Company:	Patriot_Indianapolis
Address:	6150 E. 75th St.
	Indianapolis, IN 46250
Email:	mcasper@patrioteng.com
Phone: 317-576-8058	Fax:
Requested Due Date:	10 day TAT

Section B — Required Project Information:

Report To:	James Cody
Copy To:	
Purchase Order #:	21-1359-01E
Project Name:	HRID 4Q2022
Project #:	21-1359-01E

Invoice Information:

Attention:	Accounts Payable
Company Name:	Patriot IN
Address:	
Pace Quote:	
Pace Project Manager:	tina.sayer@pacelabs.com,
Pace Profile #:	6950-7

Regulatory Agency	
State / Location	
	IN

Requested Analysis Filtered (Y/N): Y/N

Analyses Test: VOCs by 8260

ITEM #	SAMPLE ID (One Character per box. (A-Z, 0-9 / , -) Sample Ids must be unique)	MATRIX CODE (see valid codes to left)	SAMPLE TYPE (G=GRAB C=COMP)	COLLECTED START DATE	COLLECTED START TIME	COLLECTED END DATE	COLLECTED END TIME	SAMPLE TEMP AT COLLECTION	# OF CONTAINERS	Unpreserved	H2SO4	HNO3	HCl	NaOH	Na2S2O3	Methanol	Other	VOCs by 8260	Residual Chlorine (Y/N)	
1	MW-64D	WT	G	11.22.22	10:43				3				X					X		001
2	MW-64I	WT	G		10:16				3				X					X		002
3	MW-64I MS	WT	G		10:16				3				X					X		—
4	MW-64I MSD	WT	G		10:16				3				X					X		—
5	MW-46I	WT	G		8:50				3				X					X		003
6	MW-46D	WT	G		8:22				3				X					X		004
7	MW-46S	WT	G		9:16				3				X					X		005
8	MW-47D	WT	G	11.21.22	3:41				3				X					X		006
9	MW-45D	WT	G		12:03				3				X					X		007
10	MW-48D	WT	G		1:54				3				X					X		008
11	DUP 4	WT	G						3				X					X		009
12	MW-47I	WT	G		3:13				3				X					X		010

Matrix codes: Drinking Water DW; Water WT; Waste Water WW; Product P; Soil/Solid SL; Oil OL; Wipe WP; Air AR; Other OT; Tissue TS

ADDITIONAL COMMENTS	RELINQUISHED BY / AFFILIATION	DATE	TIME	ACCEPTED BY / AFFILIATION	DATE	TIME	SAMPLE CONDITIONS			
	Kilauren Driscoll/Patriot	11/22/22	12:45	[signature]	11/22/22	1245	6x	Y	Y	Y

SAMPLER NAME AND SIGNATURE

PRINT Name of SAMPLER: Kilauren Driscoll

SIGNATURE of SAMPLER: [signature] DATE Signed: 11/22/22

TEMP in C	Received on Ice (Y/N)	Custody Sealed Cooler (Y/N)	Samples Intact (Y/N)

Pace Analytical
WWW.PACELABS.COM

CHAIN-OF-CUSTODY / Analytical Request Document

The Chain-of-Custody is a LEGAL DOCUMENT. All relevant fields must be completed accurately.

Submitting a sample via this chain of custody constitutes acknowledgment and acceptance of the Pace Terms and Conditions found at https://info.pacelabs.com/hubfs/pas-standard-terms.pdf.

Section A — Required Client Information:

Company:	Patriot_Indianapolis
Address:	6150 E. 75th St.
	Indianapolis, IN 46250
Email:	mcasper@patrioteng.com
Phone: 317-576-8058	Fax:
Requested Due Date:	10 day TAT

Section B — Required Project Information:

Report To:	James Cody
Copy To:	
Purchase Order #:	21-1359-01E
Project Name:	HRID 4Q2022
Project #:	21 - 1359-01E

Section C — Invoice Information:

Attention:	Accounts Payable
Company Name:	Patriot IN
Address:	
Pace Quote:	
Pace Project Manager:	tina.sayer@pacelabs.com,
Pace Profile #:	6950-7

Regulatory Agency	State / Location
	IN

ITEM #	SAMPLE ID (One Character per box. (A-Z, 0-9 / , -) Sample Ids must be unique)	MATRIX CODE (see valid codes to left)	SAMPLE TYPE (G=GRAB C=COMP)	COLLECTED START DATE	COLLECTED START TIME	COLLECTED END DATE	COLLECTED END TIME	SAMPLE TEMP AT COLLECTION	# OF CONTAINERS	Preservatives: Unpreserved	H2SO4	HNO3	HCl	NaOH	Na2S2O3	Methanol	Other	Analyses Test (Y/N): VOCs by 8260	Residual Chlorine (Y/N)	
1	MW-47S	WT	G	11.21.22	4:11				3				X						X		011
2	MW-49D	WT	G		1:08				3				X						X		012
3	MW-48S	WT	G		2:25				3				X						X		013
4	MW-49S	WT	G		12:42				3				X						X		014
5																					
6																					
7																					
8																					
9																					
10																					
11																					
12																					

Requested Analysis Filtered (Y/N)

ADDITIONAL COMMENTS	RELINQUISHED BY / AFFILIATION	DATE	TIME	ACCEPTED BY / AFFILIATION	DATE	TIME	SAMPLE CONDITIONS: TEMP in C	Received on Ice (Y/N)	Custody Sealed Cooler (Y/N)	Samples Intact (Y/N)
	Kilauren Driscoll / Patriot	11/22/22	12:45	[signature]	11/22/22	1245	6.8	Y	Y	Y

SAMPLER NAME AND SIGNATURE

PRINT Name of SAMPLER: Kilauren Driscoll

SIGNATURE of SAMPLER: [signature] DATE Signed: 11/22/22

Pace

SAMPLE CONDITION UPON RECEIPT FORM

Date/Time and Initials of person examining contents: 11-22-22/ 1821-MW

1. **Courier:** ☐ FED EX ☐ UPS ☑ CLIENT ☐ PACE ☐ USPS ☐ OTHER _____
2. **Custody Seal on Cooler/Box Present:** ☑ Yes ☐ No
   (If yes)Seals Intact: ☑ Yes ☐ No **(leave blank if no seals were present)**
3. **Thermometer:** 1 2 3 4 5 6 A B C D E F
4. **Cooler Temperature(s):** 6.8/6.8 | | | |
   (Initial/Corrected) RECORD TEMPS OF ALL COOLERS RECEIVED (use Comments below to add more)
5. **Packing Material:** ☐ Bubble Wrap ☑ Bubble Bags ☐ None ☐ Other _____
6. **Ice Type:** ☑ Wet ☐ Blue ☑ None
   DMP 11/22/22
7. **If temp. is over 6°C or under 0°C, was the PM notified?:** ☐ Yes ☑ No
   Cooler temp should be above freezing to 6°C

All discrepancies will be written out in the comments section below.

	Yes	No		Yes	No	N/A
USDA Regulated Soils? (HI, ID, NY, WA, OR,CA, NM, TX, OK, AR, LA, TN, AL, MS, NC, SC, GA, FL, or Puerto Rico)		✓	All containers needing acid/base preservation have been pH CHECKED?: **Exceptions: VOA, coliform, LLHg, O&G, RAD CHEM, and any container with a septum cap or preserved with HCl.** **Circle:** **HNO3 (<2) H2SO4 (<2) NaOH (>10) NaOH/ZnAc (>9)** Any non-conformance to pH recommendations will be noted on the container count form			✓
Short Hold Time Analysis (48 hours or less)? Analysis:		✓				
Time 5035A TC placed in Freezer or Short Holds To Lab	Time:	✓	Residual Chlorine Check (SVOC 625 Pest/PCB 608)	Present	Absent	N/A ✓
Rush TAT Requested (4 days or less):	✓	✓	Residual Chlorine Check (Total/Amenable/Free Cyanide)			✓
Custody Signatures Present?	✓		Headspace Wisconsin Sulfide?			✓
Containers Intact?:	✓		Headspace in VOA Vials (>6mm): See Containter Count form for details	Present	Absent ✓	No VOA Vials Sent
Sample Label (IDs/Dates/Times) Match COC?: Except TCs, which only require sample ID	✓		Trip Blank Present?		✓	
Extra labels on Terracore Vials? (soils only)			Trip Blank Custody Seals?:			✓

COMMENTS: Per sample receiving: Medium sized cooler received with water present (no ice)- temp of water= 6.8 degrees C.

OK to proceed with samples collected on 11/21 per J. Cody email. 11/22/22tms

COC PAGE 1 of 2

Sample Container Count

** Place a RED dot on containers that are out of conformance **

			VIALS					AMBER GLASS							PLASTIC									OTHER							
		MeOH (only) / SBS / DI																													
COC Line Item	WGFU	R	DG9H / VG9H	VOA VIAL HS (>6mm)	VG9U	DG9U	VG9T	AG0U	AG1H	AG1U	AG2U	AG3S	AG3SF	AG3C	BP1U	BP1N	BP2U	BP3U	BP3N	BP3F	BP3S	BP3B	BP3Z	CG3H	CG3F	Syringe Kit		Matrix	Nitric Red HNO3 <2	Sulfuric Yellow H2SO4 <2	Sodium Hydroxide Green NaOH >10	Sodium Hydroxide/ ZnAc Black NaOH/Zn Ac >9
1			3																									WT				
2			9																													
3																																
4																																
5			3																									WT				
6																																
7																																
8																																
9																																
10																																
11																																
12																																

Container Codes

Glass

DG9H	40mL HCl amber voa vial	BG1T	1L Na Thiosulfate clear glass
DG9P	40mL TSP amber vial	BG1U	1L unpreserved glass
DG9S	40mL H2SO4 amber vial	BG3H	250mL HCl Clear Glass
DG9T	40mL Na Thio amber vial	BG3U	250mL Unpres Clear Glass
DG9U	40mL unpreserved amber vial	AG0U	100mL unpres amber glass
VG9H	40mL HCl clear vial	AG1H	1L HCl amber glass
VG9T	40mL Na Thio. clear vial	AG1S	1L H2SO4 amber glass
VG9U	40mL unpreserved clear vial	AG1T	1L Na Thiosulfate amber glass
I	40mL w/hexane wipe vial	AG1U	1liter unpres amber glass
WGKU	8oz unpreserved clear jar	AG2N	500mL HNO3 amber glass
WGFU	4oz clear soil jar	AG2S	500mL H2SO4 amber glass
JGFU	4oz unpreserved amber wide	AG2U	500mL unpres amber glass
CG3H	250mL clear glass HCl	AG3S	250mL H2SO4 amber glass
CG3F	250mL clear glass HCl, Field Filter	AG3SF	250mL H2SO4 amb glass -field filtered
BG1H	1L HCl clear glass	AG3U	250mL unpres amber glass
BG1S	1L H2SO4 clear glass	AG3C	250mL NaOH amber glass

Plastic

BP1B	1L NaOH plastic
BP1N	1L HNO3 plastic
BP1S	1L H2SO4 plastic
BP1U	1L unpreserved plastic
BP1Z	1L NaOH, Zn, Ac
BP2N	500mL HNO3 plastic
BP2C	500mL NaOH plastic
BP2S	500mL H2SO4 plastic
BP2U	500mL unpreserved plastic
BP2Z	500mL NaOH, Zn Ac
BP3B	250mL NaOH plastic
BP3N	250mL HNO3 plastic
BP3F	250mL HNO3 plastic-field filtered
BP3U	250mL unpreserved plastic
BP3S	250mL H2SO4 plastic
BP3Z	250mL NaOH, ZnAc plastic
BP4U	125mL unpreserved plastic
BP4N	125mL HNO3 plastic
BP4S	125mL H2SO4 plastic

Miscellaneous

Syringe Kit	LL Cr+6 sampling kit
ZPLC	Ziploc Bag
R	Terracore Kit
SP5T	120mL Coliform Sodium Thiosulfate
GN	General Container
U	Summa Can (air sample)
WT	Water
SL	Solid Solid
OL:	Oil
NAL	Non-aqueous liquid
WP	Wipe

COC PAGE 2 of 2

Sample Container Count

** Place a RED dot on containers that are out of conformance **

			VIALS					AMBER GLASS							PLASTIC									OTHER							
		MeOH (only)																													
		SBS																													
		DI																													
COC Line Item	WGFU	R	DG9H	VG9P	VOA VIAL HS (>6mm)	VG9U	DG9U	VG9T	AG0U	AG1H	AG1U	AG2U	AG3S	AG3SF	AG3C	BP1U	BP1N	BP2U	BP3U	BP3N	BP3F	BP3S	BP3B	BP3Z	CG3H	CG3F	Syringe Kit		Matrix				
1			3																													
2																																
3																																
4																																
5																																
6																																
7																																
8																																
9																																
10																																
11																																
12																																

Nitric	Sulfuric	Sodium Hydroxide	Sodium Hydroxide/ ZnAc
Red	Yellow	Green	Black
HNO3 <2	H2SO4 <2	NaOH >10	NaOH/Zn Ac >9

Container Codes

Glass

DG9H	40mL HCl amber voa vial	BG1T	1L Na Thiosulfate clear glass
DG9P	40mL TSP amber vial	BG1U	1L unpreserved glass
DG9S	40mL H2SO4 amber vial	BG3H	250mL HCl Clear Glass
DG9T	40mL Na Thio amber vial	BG3U	250mL Unpres Clear Glass
DG9U	40mL unpreserved amber vial	AG0U	100mL unpres amber glass
VG9H	40mL HCl clear vial	AG1H	1L HCl amber glass
VG9T	40mL Na Thio. clear vial	AG1S	1L H2SO4 amber glass
VG9U	40mL unpreserved clear vial	AG1T	1L Na Thiosulfate amber glass
I	40mL w/hexane wipe vial	AG1U	1liter unpres amber glass
WGKU	8oz unpreserved clear jar	AG2N	500mL HNO3 amber glass
WGFU	4oz clear soil jar	AG2S	500mL H2SO4 amber glass
JGFU	4oz unpreserved amber wide	AG2U	500mL unpres amber glass
CG3H	250mL clear glass HCl	AG3S	250mL H2SO4 amber glass
CG3F	250mL clear glass HCl, Field Filter	AG3SF	250mL H2SO4 amb glass -field filtered
BG1H	1L HCl clear glass	AG3U	250mL unpres amber glass
BG1S	1L H2SO4 clear glass	AG3C	250mL NaOH amber glass

Plastic

BP1B	1L NaOH plastic	BP4U	125mL unpreserved plastic
BP1N	1L HNO3 plastic	BP4N	125mL HNO3 plastic
BP1S	1L H2SO4 plastic	BP4S	125mL H2SO4 plastic
BP1U	1L unpreserved plastic		
BP1Z	1L NaOH, Zn, Ac		
BP2N	500mL HNO3 plastic		
BP2C	500mL NaOH plastic		
BP2S	500mL H2SO4 plastic		
BP2U	500mL unpreserved plastic		
BP2Z	500mL NaOH, Zn Ac		
BP3B	250mL NaOH plastic		
BP3N	250mL HNO3 plastic		
BP3F	250mL HNO3 plastic-field filtered		
BP3U	250mL unpreserved plastic		
BP3S	250mL H2SO4 plastic		
BP3Z	250mL NaOH, ZnAc plastic		

Miscellaneous

Syringe Kit	LL Cr+6 sampling kit
ZPLC	Ziploc Bag
R	Terracore Kit
SP5T	120mL Coliform Sodium Thiosulfate
GN	General Container
U	Summa Can (air sample)
WT	Water
SL	Solid Solid
OL:	Oil
NAL	Non-aqueous liquid
WP	Wipe