FIRST QUARTER 2023 QUARTERLY GROUNDWATER MONITORING REPORT

FORMER HOAGLAND TOMATO CANNERY
1130 EASTVIEW DRIVE
FRANKLIN, INDIANA
IDEM STATE CLEANUP SITE #2013-34567
PATRIOT PROJECT NO. 21-1359-01E

Submitted to:

INDIANA DEPARTMENT OF ENVIRONMENTAL MANAGEMENT
Office of Land Quality, State Cleanup Program
100 N. Senate Ave., IGCN, Room 1101
Indianapolis, IN 46204-2251
Attn: Mr. Tim Johnson

Submitted for:

RROBERT CLAWSON dba HURRICANE ROAD INDUSTRIAL DEVELOPMENT
c/o Kroger Gardis & Regas LLP
111 Monument Circle, Suite 900
Indianapolis, Indiana 46204
Attention: Mr. Greg Cafouros

Submitted by:

PATRIOT ENGINEERING AND ENVIRONMENTAL INC.
6150 E. 75th Street
Indianapolis, Indiana 46250

JUNE 22, 2023

June 22, 2023

State Cleanup Section
Indiana Department of Environmental Management
100 N. Senate Avenue, IGCN Room 1101
Indianapolis, Indiana 46204-2251
Attention: Mr. Tim Johnson

Re: First Quarter 2023 Quarterly Groundwater Monitoring Report
Former Hoagland Canning Property
1130 Eastview Drive, Franklin, Indiana
IDEM State Cleanup Site #2013-34567
Patriot Project No. 21-1359-01E

Dear Mr. Johnson:

On behalf of Kroger Gardis & Regas, LLP and Robert Clawson dba Hurricane Road Industrial Development, Patriot Engineering & Environmental, Inc. has prepared this report for the First Quarter 2023 (1Q2023) groundwater monitoring event performed at the former Hoagland Tomato Cannery (Hoagland) property located at 1130 Eastview Drive in Franklin, Indiana, and the adjacent Kasting Family Limited Partnership (Kasting) agricultural property. The 1Q2023 sampling event is the fifth post-remediation monitoring event performed at the Hoagland property and the second post-remediation sampling event performed at the Kasting property. The 1Q2023 event is also the This report documents the groundwater sampling activities and presents our findings.

Please contact Mike Casper at mcasper@patrioteng.com or 317 576-8058 if you have any questions or comments regarding this report or require any additional information.

Sincerely,

Patriot Engineering and Environmental, Inc.

James J. Cody
Project Manager
Environmental Division

Michael F. Casper, LPG
Principal
Chief Environmental Consultant

cc: Greg Cafouros, Kroger Gardis & Regas, LLP

Attachments

TABLE OF CONTENTS

Section **Page**

1.0 INTRODUCTION **1**

2.0 SITE IDENTIFICATION **1**

3.0 BACKGROUND **2**
3.1 PROJECT SITE DESCRIPTION 2
3.2 CONTAMINANTS OF CONCERN 2
3.3 REMEDIATION ACTIVITIES 3

4.0 FIRST QUARTER 2023 POST-INJECTION GROUNDWATER MONITORING **3**
4.1 MONITORING WELL SAMPLING 4
4.2 GROUNDWATER FLOW DATA 6
4.3 GROUNDWATER FIELD SCREENING RESULTS 6
4.4 GROUNDWATER ANALYTICAL RESULTS 7
4.4.1 Regulatory Standards 7
4.4.2 HRID Property 7
4.4.3 Kasting Property 8
4.5 EVALUATION OF PRB EFFECTIVENESS 9

5.0 CURRRENT COC PLUME MAPS **14**

6.0 CONCLUSIONS **14**

7.0 MONITORING SCHEDULE **16**

Appendix A: Figures
Figure 1 - Site Location Map
Figure 2 - Site Layout Map
Figure 3 – Shallow Potentiometric Surface Map November 2022
Figure 4 – Deep Potentiometric Surface Map November 2022
Figure 5 – On-Site Shallow Groundwater Analytical Results Map
Figure 6 – On-Site Deep Groundwater Analytical Results Map
Figure 7 – Off-Site Shallow Groundwater Analytical Results Map
Figure 8 – Off-Site Deep Groundwater Analytical Results Map

Appendix B: Tables
Table 1 – Well Construction Summary
Table 2 – Compiled Groundwater Elevation Data
Table 3 – Summary of Field Screening Parameters
Table 4 – 1Q2023 On-Site Groundwater Analytical Results and Post-Injection Trends
Table 5 – 1Q2023 Off-Site Groundwater Analytical Results and Post Injection Trends
Table 6 – Comprehensive Groundwater Analytical Results

Appendix C: 1Q2023 Low Flow Sampling Logs

Appendix D: 1Q2023 Laboratory Analytical Reports

FIRST QUARTER 2023 QUARTERLY GROUNDWATER MONITORING REPORT

FORMER HOAGLAND TOMATO CANNERY
1130 EASTVIEW DRIVE
FRANKLIN, INDIANA
IDEM STATE CLEANUP SITE #2013-34567
PATRIOT PROJECT NO. 21-1359-01E

1.0 INTRODUCTION

On behalf of Kroger Gardis & Regas LLP and Robert Clawson dba Hurricane Road Industrial Development (HRID), Patriot Engineering and Environmental, Inc. (Patriot) is pleased to submit this First Quarter 2023 (1Q2023) Quarterly Groundwater Monitoring Report for the former Hoagland Tomato Cannery (Hoagland) property located at 1130 Eastview Drive in Franklin, Indiana ("HRID Property") and the adjacent Kasting Family Limited Partnership ("Kasting") agricultural property ("Kasting Property") (collectively referred to as "the Site") . The 1Q2023 event is the fifth post-remediation monitoring event performed at the HRID Property and the second post-remediation monitoring event performed at the Kasting Property. The groundwater monitoring work was performed in accordance with Patriot's Indiana Department of Environmental Management (IDEM)-approved *Remediation Work Plan* (RWP) (June 18, 2021, Virtual File Cabinet [VFC] document #83172153), IDEM's *Hoagland Tomato Factory Further Site Investigation 4, Remediation Work Plan Review* letter (August 5, 2021, VFC document #83204214), Patriot's *Off-Site Investigation Report and Remediation Work Plan Addendum* (RWP Addendum) (January 27, 2022, VFC document #83272753), and IDEM's *Off-Site Investigation Report and Remedial Work Plan Addendum* comment letter (February 16, 2022, VFC document #83285859) for the Site. This report documents the groundwater sampling activities and presents our findings and conclusions for the Site.

2.0 SITE IDENTIFICATION

The HRID Property is located at 1130 Eastview Drive on the northeast side of Franklin, Johnson County, Indiana and the Kasting Property adjoins the HRID Property to the east. The Site location is shown on the Site Location Map included as Figure 1 in Appendix A. The layout of the Site is depicted on Figure 2 in Appendix A.

3.0 BACKGROUND

3.1 Project Site Description

The HRID Property is a portion of the former Hoagland property, a former tomato canning operation that was subsequently divided into two properties. Mr. Robert Clawson, doing business as HRID, owns the eastern portion of the former Hoagland property at 1130 Eastview Drive. Mr. Clawson leases the buildings on the property to various commercial tenants. The HRID Property includes six buildings, including two along the west portion of the northern property boundary, two in the south-central part of the site, and two unoccupied structures in the central part of the site. The area around the buildings is concrete paved and most of the remainder of the western portion of the Site is grass and/or gravel covered. A large, wooded area comprises the northeastern part of the Site.

The Kasting Property is an agricultural field with Hurricane Creek running along the eastern side of the property.

3.2 Contaminants of Concern

No significant quantities of hazardous materials have been used or stored at the Site by HRID or Kasting and no records were available detailing the use of hazardous materials by previous owners of the Site. It is not known whether the soil and groundwater impacts discovered at the Site are the results of historic commercial/industrial activities at the HRID Property, or unknown and illegal dumping of waste materials on the HRID Property or properties to the west of the Site.

The Site has been the subject of environmental investigation activities from 2013 through 2021. The previous investigations performed at the Site have revealed the presence of chlorinated volatile organic compounds (cVOCs) in both soil and groundwater. The specific chemicals of concern (COCs) at the Site include tetrachloroethene (PCE), trichloroethene (TCE), cis-1,2-dichloroethene (cDCE), trans-1,2-dichloroethene (tDCE), and vinyl chloride (VC).

Shallow and deep-zone groundwater PCE impacts are limited to the western part of the HRID Property; however, shallow-zone TCE impacts extend to the east approximately 500 feet onto the Kasting Property. In addition, deep and intermediate-zone TCE and

cDCE impacts extend off the HRID Property to the east-northeast approximately 1,700 feet onto the Kasting Property, with the direction of COC migration believed to be historically controlled by a former municipal water supply well field located on the northeast portion of the Kasting Property and the topography of the clay confining layer beneath the Kasting Property.

3.3 Remediation Activities

Groundwater remediation activities were performed on the HRID Property between September 14 and November 17, 2021. The on-site remediation included the injection of S-MicroZVI™ zero-valent iron, 3D MicroEmulsion (3DMe), and BioDechlor INNOCULUM Plus (BDI Plus) enhanced reductive dechlorination (ERD) products in a series of five permeable reactive barriers (PRBs) and the injection of PlumeStop® Liquid Activated Carbon™ (PlumeStop) and S-MicroZVI™ zero-valent iron in a PRB along the northeastern and eastern property boundaries. All the injected products are manufactured by Regenesis Bioremediation Products, Inc. (Regenesis).

Groundwater remediation activities were performed on the Kasting Property between February 22 and April 26, 2022 and involved the injection of S-MicroZVI™ zero-valent iron, 3DMe, BDI Plus ERD products in a series of six PRBs.

4.0 FIRST QUARTER 2023 POST-INJECTION GROUNDWATER MONITORING

The 1Q2023 groundwater monitoring was the fifth post-injection quarterly groundwater monitoring event following completion of the remediation at the HRID Property, and the second post-injection quarterly groundwater monitoring event following completion of remediation on the Kasting Property. Third quarter groundwater monitoring is not performed on the Kasting Property due to access limitations when crops are present. In accordance with the RWP and IDEM's August 5, 2021 *Further Site Investigation 4, Remediation Work Plan Review* letter, the quarterly sampling events for the HRID Property remediation include the following monitoring wells:

- MW-11, 12, 12D, 14, 14D, 15, 15D, 22, 22D, 23, 24, 26, 29, 29D, 30, 32, 33, 33D, 36, 37, 39, 40, 41, 41D, 42, 42D, 43, 43D, and 46i (29 wells).

Future semi-annual and annual sampling events for the HRID Property will include the following monitoring wells, as appropriate:

- Semi-annual wells: MW-25, MW-31, and MW-40D (32 wells total)

- Annual wells: MW-10, 11D, 13, 16, 17, 20, 21, 27, 28, 34, 34D, 35, 35D, 36D, 37D, 38, 38D, 39D, 44, 44D, 45, 45D, 46, 46D, 47, 47i, 47D, 48, 48D, 49, and 49D (63 wells total). Annual monitoring wells MW-18 and MW-19, which were installed across Eastview Drive south of the Site, were supposed to be sampled during the annual monitoring events but were destroyed during road construction work; however, these wells did not historically contain COCs.

The post-injection quarterly groundwater monitoring events for the Kasting Property include the following monitoring wells:

- MW-53S, 53D, 54S, 54D, 55S, 55D, 56S, 56D, 57S, 57D, 58S, 58D, 59D, 60S, 60i, 60D, 61i, 61D, 62i, 62D, 63i, 63D, 64i, and 64D (24 wells total)

Quarterly monitoring well MW-39 on the HRID property could not be sampled during the 1Q2023 due to an inoperable vehicle parked over the well. Patriot has made arrangements for the vehicle to be moved prior to the next sampling event.

4.1 Monitoring Well Sampling

Patriot mobilized to the Site on February 9 through February 17, 2023, to collect groundwater samples from the quarterly monitoring wells for the HRID Property and the Kasting Property . The well construction details are provided in Table 1 in Appendix B**.** Prior to sampling, the water levels in the accessible monitoring wells were gauged using an electronic water level meter. The depth to groundwater and total well depth from the surveyed top-of-casing was measured to the nearest 0.01 foot at each well. The water level probe and tape were decontaminated with a non-phosphate detergent wash and distilled water rinses after use at each well to prevent cross contamination. The depth to groundwater measurements were recorded in a field log and used to calculate groundwater elevations to evaluate groundwater flow conditions at the Site.

Unless otherwise noted below, groundwater sampling was conducted using low flow procedures in accordance with the low-flow sampling method outlined in the IDEM Micro-Purge Sampling Option Technical Guidance Document (June 3, 1998, revised November 3, 2009). Low flow sampling causes minimal drawdown of the water level within the well thus limiting the volatilization of VOCs or the introduction of sediment into the sample. To conduct the low flow sampling, Patriot placed a small diameter, submersible pump into the well fitted with dedicated tubing that reached above the ground surface. The well was pumped at a rate ranging between 50 to 200 milliliters per minute (ml/min), and the static water level within the well was monitored to ensure that drawdown was limited to 0.1 meter or less.

The groundwater removed from the well was pumped through a flow-through cell equipped with a water quality meter that measured water temperature, pH, specific conductivity, oxidation-reduction potential (ORP), turbidity and dissolved oxygen (DO). Stabilization of these water quality parameters (e.g., consecutive readings within 10 percent of the previous reading) indicate that the water being withdrawn from the well was representative of the actual groundwater conditions and the groundwater sample can be collected. The groundwater samples were collected by disconnecting the discharge tubing from the flow-through cell and filling 40 milliliter (ml) glass vials with Teflon-lined septa directly from the discharge tubing. The groundwater sampling activities including the field measurements specified above were recorded and documented on field sampling forms that are included in Appendix C.

The sample containers were labeled, placed on ice in a cooler, and delivered to Pace Analytical Services, Inc. (Pace) using chain of custody controls. The samples were analyzed for VOCs using U.S. EPA SW-846 Method 8260. The sampling purge water was placed in sealed 55-gallon drums and stored on-site pending characterization and disposal.

Quality Assurance/Quality Control (QA/QC) procedures included the collection and analysis of duplicate groundwater samples from monitoring wells MW-37S (DUP1), MW-57D (DUP2), and MW-60D (DUP3), matrix spike/matrix spike duplicate (MS/MSD) samples from monitoring wells MW-12D (MS/MSD 1), MW-160S (MS/MSD 2), and MW-33 (MS/MSD 4), and one trip blank per cooler of samples delivered to the laboratory. The QA/QC samples were also analyzed for VOCs using U.S. EPA SW-846 Method 8260.

4.2 Groundwater Flow Data

Groundwater elevation data from the 1Q2023 groundwater sampling event and from previous groundwater sampling events are provided in Table 2 in Appendix B. The shallow and deep groundwater elevations and resulting groundwater elevation contours from the 1Q2023 gauging were plotted on groundwater potentiometric surface maps. The shallow and deep potentiometric surface maps are provided as Figures 3 and 4, respectively, in Appendix A.

The shallow groundwater flow direction on the HRID Property is generally southerly on the northwestern and north-central portions of the property changing to southeasterly on the southern half of the property and onto the Kasting property. The shallow groundwater flow direction on the Kasting Property is generally southeasterly. The deep groundwater flow direction is similar to the shallow groundwater flow direction on both the HRID Property and Kasting Property. Evaluation of the shallow and corresponding deeper groundwater elevation data indicates that there is no significant upward or downward gradient between the upper and lower portions of the unconfined aquifer.

4.3 Groundwater Field Screening Results

As described above, the groundwater samples were monitored in the field for various physical parameters. Decreases in ORP and DO between the pre-injection samples and the post-injection samples are indicative of increasingly anaerobic groundwater conditions, which are necessary for effective reductive dechlorination. The target value for ORP is <0.0 millivolts (mV) and the target value for DO is <1.0 milligram per liter (mg/L). The pH, ORP, and DO measurements from the pre-injection sampling event and the post-injection sampling events for the quarterly monitoring wells are shown on Table 3 in Appendix B.

Of the 28 HRID Property quarterly monitoring wells sampled in the 1Q2022, ORP was less than 0.0 mV in samples from six wells and DO was less than 1.0 mg/L in samples from 27 wells. Of the 24 Kasting Property quarterly monitoring wells sampled in the 1Q2023, ORP was less than 0.0 mv in samples from two wells and DO was less than 1.0 mg/L in samples from 18 wells.

The DO concentrations in the majority of the monitoring wells indicate that the remedial injections are effectively altering the groundwater conditions at the HRID Property to support reductive dechlorination. Compared to the fourth quarter 2022 data, anaerobic conditions are becoming established over much of the Kasting Property.

4.4 Groundwater Analytical Results

4.4.1 Regulatory Standards

The 1Q2023 VOC analytical results were compared to the IDEM Remediation Guide (RCG) Residential Tap Water Screening Levels (TWSLs) and the RCG Residential and Commercial/Industrial Vapor Intrusion from Groundwater Screening Levels (VIGWSLs), where established.

4.4.2 HRID Property

The groundwater analytical results from the five post-injection sampling events and the corresponding RCG Screening Levels for the HRID Property are summarized on Table 4 in Appendix B. A copy of the laboratory groundwater analytical report is included in Appendix D. Table 4 also contains the corresponding analytical results from the two most recent sampling events prior to the groundwater remediation injections so that post-injection increasing or decreasing trends can be observed. The shallow and intermediate/deep groundwater analytical results from the 1Q2023 investigation and the most recent pre-injection laboratory data are depicted on Figures 5 and 6, respectively, in Appendix A.

PCE was detected in samples from nine of the 1Q2023 wells as compared to samples from 14 of the pre-injection wells. Analysis of the samples from the 1Q2023 monitoring event revealed decreased PCE concentrations from pre-injection levels in samples from seven wells with five wells reduced to non-detectable (the groundwater sample from monitoring well MW-36 increased from <5.0 micrograms per liter (µg/L) to 14.1 µg/L in the 1Q2023), no increased PCE concentrations, and no significant PCE concentration changes in samples from seven of the wells.

TCE was detected in samples from 17 of the 1Q2023 wells as compared to samples from 25 of the pre-injection wells. TCE concentrations decreased from pre-injection levels in samples from 14 wells with samples from seven wells reduced to non-detectable (the

groundwater sample from monitoring well MW-22 increased from <5.0 µg/L to 8.1 µg/L in the 1Q2023), increased in samples from one well, and had no significant change in samples from nine wells.

cDCE was detected in samples from 15 of the 1Q2023 wells as compared to samples from 10 of the pre-injection wells. cDCE concentrations decreased from pre-injection levels in samples from four of the wells with samples from three of the wells reduced to non-detectable (with one well reaching non-detectable for the first time in the 1Q2023), increased in samples from 12 of the wells, and no had no significant change in samples from one well.

tDCE was detected in samples from three of the 1Q2023 wells and three of the pre-injection wells.

VC was detected in samples from 11 of the 1Q2023 wells as compared to samples from two of the pre-injection wells, with 10 of the wells showing increasing VC concentrations.

4.4.3 Kasting Property

The groundwater analytical results from the post-injection sampling events and the corresponding RCG Screening Levels for the Kasting Property are summarized on Table 5 in Appendix B. A copy of the laboratory groundwater analytical report is included in Appendix D. Table 5 also contains the corresponding analytical results from the two most recent sampling events prior to the groundwater remediation injections so that post-injection increasing or decreasing trends can be observed. The shallow and intermediate/deep groundwater analytical results from the 1Q2023 investigation, along with the most recent pre-injection sampling results, are depicted on Figures 7 and 8, respectively, in Appendix A. The compiled groundwater analytical data for all investigations conducted at the Site by Patriot are summarized in Table 6 in Appendix B.

PCE was not detected in samples from any wells during the 1Q2023 sampling event or in any of the previous sampling events.

TCE was detected in samples from six of the 1Q2023 wells as compared to samples from 14 of the pre-injection wells. TCE concentrations decreased from pre-injection levels in samples from 12 wells with samples from nine wells reduced to non-detectable, including

five wells that first reached non-detectable concentrations during the 1Q20232. The three wells that showed reductions in TCE concentrations but have not yet been reduced to non-detectable include MW-54S which has shown TCE reductions from 73.7 µg/L to 11.9 µg/L, MW-55D which has shown TCE reductions from 288 µg/L to 8.4 µg/L, and MW-62i which has shown TCE reductions from 277 µg/L to 13.5 µg/L. TCE concentrations have increased slightly in samples from monitoring well MW-55S and show no significant change samples from monitoring well MW-57S. TCE concentrations in groundwater samples from monitoring well MW-64i reduced from 101 µg/L in the fourth quarter 2022 to 63.8 µg/L in 1Q2023. MW-64i was installed after the remediation activities at the Site so there are no pre-remediation samples for comparison.

cDCE was detected in samples from 15 of the 1Q2023 wells as compared to samples from 16 of the pre-injection wells. cDCE concentrations decreased from pre-injection levels in samples from nine of the wells with four wells decreasing to non-detectable. cDCE increased in samples from six wells. cDCE concentrations in groundwater samples from monitoring well MW-64i reduced from 745 µg/L in the fourth quarter 2022 to 659 µg/L in 1Q2023. MW-64i was installed after the remediation activities at the Site so there are no pre-remediation samples for comparison.

tDCE was detected in samples from six of the 1Q2023 wells and nine of the pre-injection wells. tDCE concentrations decreased from pre-injection levels in samples from five of the wells with two wells decreasing to non-detectable. tDCE increased in samples from one well.

VC was detected in samples from nine of the 1Q2023 wells as compared to samples from two of the pre-injection wells. VC increased from a pre-injection concentration of 2.3 µg/L to 12.4 µg/L in monitoring well MW-54D and from 3.1 µg/L to 429 µg/L in monitoring well MW-62D.

4.5 Evaluation of PRB Effectiveness

The overall reduction in PCE and TCE concentrations and the increase in cDCE and VC concentrations indicate that reductive dechlorination of PCE and TCE to daughter products is occurring. A summary of the 1Q2023 COC concentration trends by PRB is provided below with the 1Q2023 data compared to pre-injection levels unless otherwise noted.

PlumeStop PRB

MW-12 – No significant TCE concentration change, no PCE, cDCE , or VC

MW-12D – No COCs detected in pre- or post-injection samples

MW-14 – No COCs detected in pre- or post-injection samples

MW-14D – TCE decreased from pre-injection levels but stable over five quarterly events, cDCE trending upward, no PCE or VC

MW-15 – TCE stable, no PCE, cDCE, or VC

MW-15D – cDCE trending downward and is below RCG TWSL, tDCE reduced to non-detectable, no PCE, TCE or VC,

MW-43 – No COCs detected in pre- or post-injection samples

MW-43D – TCE and cDCE reduced to non-detectable, no PCE or VC

Monitoring well MW-12 is located on the upgradient end of the Plume Stop PRB and is not being affected by the PRB. Patriot will conduct further evaluation to determine why there have been no further TCE reductions at MW-14D and MW-15.

HRID Property

PRB 1

MW-24 – PCE and TCE are decreasing and are below the RCG Residential VIGWSL, cDCE increased over pre-injection levels and has decreased over the past two quarters, and VC first appeared in 1Q2023

MW-36 - PCE and TCE increased from pre-injection levels but have been trending downward, no cDCE or VC

MW-37 – No significant PCE or TCE concentration change although TCE has trended slightly downward over the past two quarters, no cDCE or VC

It appears that MW-36 and MW-37 are not being effectively treated by PRB-1, likely due to their locations on the upgradient edge of the PRB and groundwater flow direction. PRB-1 appears to be reducing the COC concentrations at MW-24,

PRB 2

MW-11 – PCE and TCE decreased to non-detectable in the fourth quarter 2022, cDCE increased over pre-injection concentrations and have steadily decreased after PCE and TCE were reduced to non-detectable, VC first detected in fourth quarter 2023 and reduced to non-detectable in 1Q2023

MW-23 – PCE and TCE reduced to non-detectable, cDCE increased over pre-injection concentrations and was reduced to non-detectable in the 1Q2023, VC increased over pre-injection concentrations and decreased the last two quarters and is approaching non-detectable

MW-30 – PCE and TCE reduced to non-detectable in the third quarter 2022, cDCE and VC are decreasing after initial increases

MW-31D (semi-annual well) – PCE reduced to non-detectable, low cDCE concentration first detected in fourth quarter 2022

PRB 2 appears to have effectively reduced PCE and TCE concentrations to non-detectable and cDEC and VC concentrations are decreasing after expected initial increases during breakdown of PCE and TCE.

PRB 3

MW-26 – PCE and TCE trending downward with PCE approaching the RCG TWSL and TCE approaching the RCG Residential VIGWSL, no cDCE, and VC trending downward after significant post-injection increase

MW-32 (deep well) – No significant PCE or TCE concentration change, cDCE increased in 1Q2022 and is stable since, no VC

MW-39 – Could not be sampled in 1Q2023. PCE and TCE strongly downward in third quarter 2022 after post-injection increases with TCE below the RCG Commercial VIGWSL, VC increasing, no cDCE

It appears that PRB 3 is reducing the PCE and TCE concentrations in the shallow monitoring wells but has not yet had a significant affect on the deeper wells.

PRB 4

MW-22 – PCE and TCE reduced to non-detectable in third quarter 2022 with a slight TCE rebound in 1Q2023, cDCE and VC concentrations are variable after a post-injection increase

MW-22D – No significant PCE or TCE concentration change, cDCE and VC trending strongly upward

MW-33 – No significant PCE and TCE concentration changes, cDCE and VC increased over pre-injection levels with cDCE trending downward and VC reduced to non-detectable

MW-33D – No significant PCE and TCE concentration changes, cDCE concentrations remain low, no VC

PRB 4 is effectively reducing PCE and TCE concentrations in shallow well MW-22 and although the PCE and TCE concentrations have not decreased in deep well MW-22D, the presence of post-injection cDCE and VC indicate that reductive dechlorination is occurring. PRB 4 does not appear to have had a significant impact on COC concentrations at MW 33 and MW-33D, but this is likely due their location near the northern end of PRB 4 and the southerly direction of groundwater flow in this area, parallel to PRB 4.

PRB 5

MW-29 – PCE and TCE reduced to non-detectable, cDCE reducing, VC detected during the last two quarters

MW-29D –PCE and TCE slowly decreasing, cDCE stable. VC increasing over the last two quarters

MW-40 – TCE stable to slowly decreasing, cDCE, tDCE and VC increasing, no PCE

MW-40D (semi-annual well) – No PCE, TCE or VC; cDCE and tDCE reduced to non-detectable

MW-41 – TCE slowly decreasing, cDCE and VC increasing, no PCE

MW-41D – TCE reduced to non-detectable, cDCE reduced to non-detectable, VC increased in 1Q2023 following reduction to non-detectable, no PCE

MW-42 – TCE decreased in1Q2023, no PCE, cDCE or VC

MW-42D – TCE, cDCE and tDCE stable, no PCE or VC

PRB 5 appears to be effectively reducing PCE and/or TCE concentrations at MW-29, MW-41, and MW-41D, and increasing cDCE and/or VC concentrations at MW-29D, MW-40, and MW-42D indicate that reductive dechlorination is occurring. W-42 is located greater than 150 feet east of PRB 5 and it does not appear that conditions conducive to reductive dechlorination have been established in shallow groundwater at that location.

Kasting Property

PRB 6 and PRB 9

MW-55S - TCE increased, no cDCE or VC

MW-55D – TCE and cDCE reduced significantly with TCE below the residential VIGWSL, VC increased significantly
MW-57S – TCE increased to stable, no cDCE, or VC
MW-57D – TCE decreased to non-detectable, cDCE, tDCE and VC increasing
MW-58S – TCE and tDCE reduced to non-detectable, no VC
MW-58D – No TCE, cDCE and VC increased significantly

PRB 6 and PRB-9 are effectively reducing TCE concentrations at monitoring wells MW-55D, MW-57D and MW-58 and the presence of cDCE and VC indicate that conditions conducive to further reductive dechlorination have been established. TCE concentrations have not been reduced at monitoring well MW-55S likely due to its location on the far end of PRB 6, or at monitoring well MW-57S which is located slightly upgradient of PRB 6 and PRB-9.

PRB 7

MW-54S – TCE decreased significantly and approaching RCG TWSL, no cDCE or VC
MW-54D – TCE reduced to non-detectable, cDCE, tDCE, and VC stable

PRB 7 is effectively reducing TCE concentrations and the presence of cDE, tDCE and VC indicate that conditions conducive to reductive dechlorination have been established and COC degradation should continue.

PRB 8

MW-53S – TCE reduced to nondetectable, no cDCE or VC
MW-53D – TCE reduced to nondetectable, cDCE and tDCE decreasing, no VC
MW-56S - No COCs detected in pre- or post-injection samples
MW-56D – TCE reduced to non-detectable, cDCE significantly decreased, no VC

PRB 8 has reduced TCE concentrations to non-detectable and the presence of cDE and tDCE indicate that conditions conducive to reductive dechlorination have been established and COC degradation should continue.

PRB-10

MW-60S – No TCE in pre- or post-injection samples, cDCE reduced to non-detectable
MW-60i – TCE reduced to non-detectable, cDCE and VC increased
MW-60D – TCE reduced to non-detectable, cDCE and tDCE decreased, VC increased

MW-62i – TCE significantly reduced and approaching RCG TWSL cDCE increased, tDCE decreased, no VC
MW-62D – No TCE in pre- or post-injection samples, cCDCE and tDCE significantly decreased, VC significantly increased.

PMW 10 has reduced TCE concentrations to non-detectable or significantly reduced concentrations and the presence of cDE, tDCE, and/or VC indicate that conditions conducive to reductive dechlorination have been established and COC degradation should continue.

PMW 11
MW-46 - No COCs detected in pre- or post-injection samples
MW-46i – TCE and cDCE reduced to non-detectable, VC increasing
MW-46D – cDCE reduced to non-detectable, no TCE or VC

PMW 11 has reduced TCE and cDCE concentrations to non-detectable and the increased VC concentration in MW-46i indicates that conditions conducive to reductive dechlorination have been established and COC degradation should continue.

5.0 CURRRENT COC PLUME MAPS

Shallow and deep groundwater COC plume maps for the HRID Property and Kasting Property will be included in the reports for the semi-annual groundwater monitoring event (second quarter) and annual groundwater monitoring event (fourth quarter) when additional monitoring wells will be sampled.

6.0 CONCLUSIONS

Based on the findings of the 1Q2023 groundwater monitoring event, the following conclusions are drawn:

- There is mixed evidence as to whether the PlumeStop PRB is reducing the TCE concentrations at the downgradient boundary of the HRID Property in shallow and deep groundwater. Shallow wells MW-12 and MW-15 had a reduction in TCE concentrations during the first quarter 2022 sampling event, but the TCE concentrations rebounded in both wells in second quarter2022 and have been

stable since. Deep well MW-14D had a reduction in TCE concentrations during the first quarter 2022 sampling event but the TCE concentrations have not been reduced further during subsequent events and cDCE has only increased slightly. TCE was reduced to non-detectable in deep well MW-43D, but the initial TCE concentration was low. Future groundwater monitoring will document whether COC reduction is occurring at these locations. Patriot collected groundwater samples from monitoring wells MW-14D and MW-15 during the 1Q2023 sampling event for analysis of reductive dechlorination parameters to determine whether anaerobic conditions suitable for reductive dechlorination have been established. These results and an evaluation of the results will be submitted separately.

- The PRBs on the HRID Property and Kasting Property are effectively reducing the PCE and/or TCE concentrations in the monitoring wells located hydraulicly downgradient from the PRBs but have not had a significant affect on the PCE and/or TCE concentrations in several of the deep wells and/or in wells that are located cross-gradient or further downgradient from the PRBs. Patriot collected groundwater samples from select monitoring wells on the HRID Property and Kasting Property during the 1Q2023 sampling event for analysis of reductive dechlorination parameters to determine whether anaerobic conditions suitable for reductive dechlorination have been established in the areas in question. These results and an evaluation of the results will be submitted separately.

In general, it appears that reductive dechlorination is occurring to a greater degree on the southern portion of the HRID Property and lessens in a northward direction. The direction of groundwater flow is southerly on the northern portion of the HRID Property switching to easterly along the central and southern portions of the property. The southerly flow on the northern portion of the HRID property is not directly perpendicular to the PRBs and appears to be slowing the establishment of groundwater conditions that are most supportive of reductive dechlorination, especially at monitoring well MW-37. It appears that reductive dechlorination is effectively occurring on the Kasting Property and no detectable concentrations of TCE remain in the majority of the monitoring wells on the property.

7.0 MONITORING SCHEDULE

The second quarter 2023 (2Q2023) monitoring event was performed in April 2023. The 2Q2023 monitoring was the sixth quarterly monitoring event since completion of the remedial injections on the HRID Property and the third quarterly monitoring event since completion of the remedial injections on the Kasting Property. The 2Q2023 will also be the semi-annual monitoring event for the Site. The results of the 2Q2023 sampling event will be submitted to IDEM in a quarterly monitoring report.

APPENDIX A

FIGURES

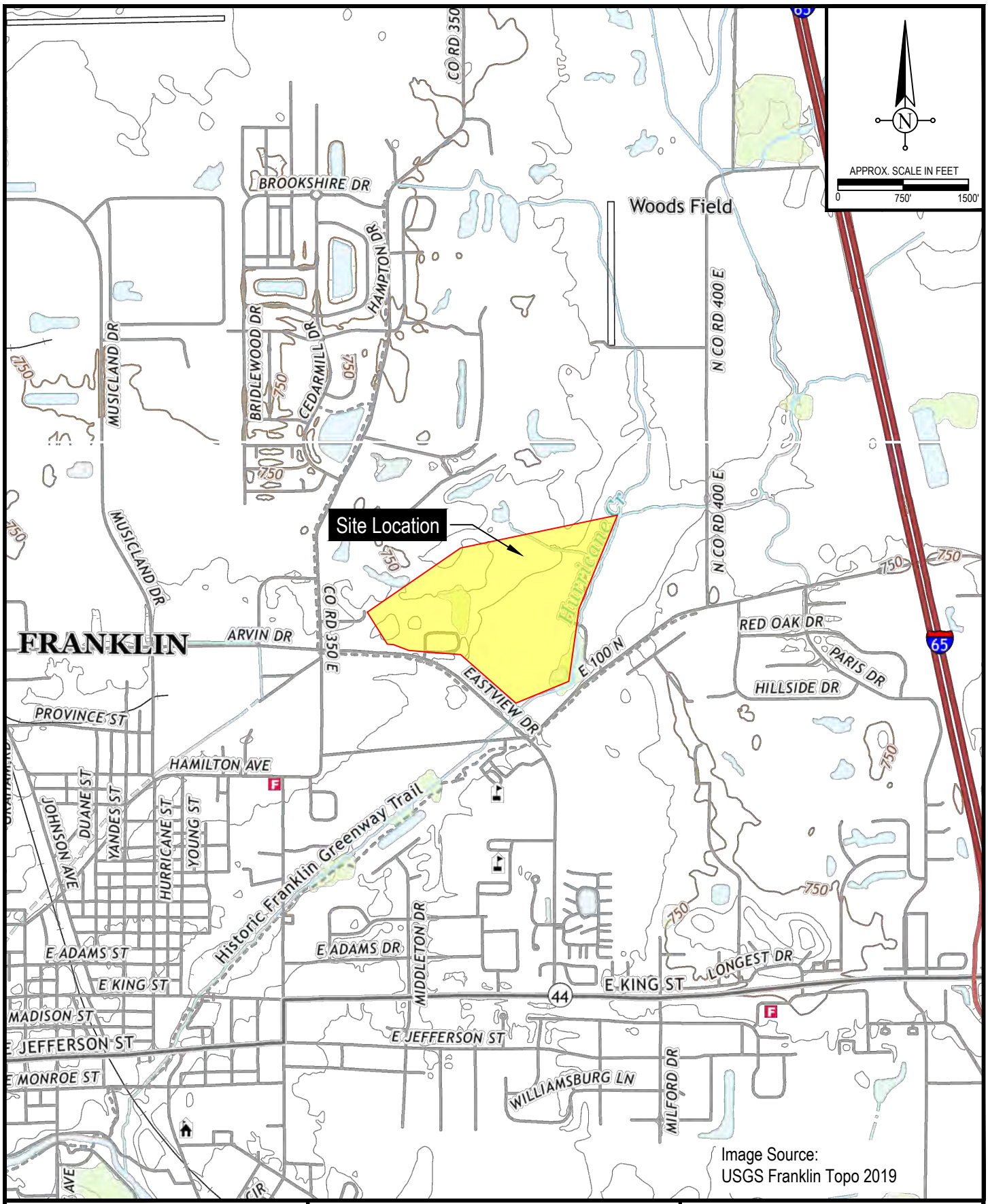

Patriot Engineering & Environmental, Inc.

Project: Former Houghland Tomato Cannery 1130 E. Eastview Drive Franklin, Indiana IDEM Identification No. 2013-34567	
	Drawn By: J. DuMond
Project Number 21-1359-01E	Approved: M. Casper
Date: January 24, 2022	DWG: 21-1359-01_1

Figure 1

Site Location Map

Patriot Engineering & Environmental, Inc.

LEGEND

Site Boundary

Patriot Monitoring Well Location

Water Production Well

Project: Former Houghland Tomato Cannery 1130 E. Eastview Drive Franklin, Indiana IDEM Identification No. 2013-34567	
	Drawn By: J. DuMond
Project Number 21-1359-01E	Approved: J. Cody
Date: February 3, 2023	DWG: 21-1359-01_FSI4

Figure 2

Site Layout Map

Patriot Engineering & Environmental, Inc.

LEGEND

- Site Boundary
- Patriot Monitoring Well Location
- 719.84 Groundwater Elevation (ft.)
- 719 Groundwater Elevation Contour Line
- Groundwater Flow Direction

Project: Former Houghland Tomato Cannery 1130 E. Eastview Drive Franklin, Indiana IDEM Identification No. 2013-34567	
	Drawn By: J. DuMond
Project Number 21-1359-01E	Approved: M. Casper
Date: April 18, 2023	DWG: 21-1359-01_FSI4

Figure 3

Shallow Potentiometric Surface Map
February, 2023

Patriot Engineering & Environmental, Inc.

LEGEND

- Site Boundary
- Patriot Monitoring Well Location
- 719.84 Groundwater Elevation (ft.)
- 719 Groundwater Elevation Contour Line
- Groundwater Flow Direction

Project: Former Houghland Tomato Cannery
1130 E. Eastview Drive
Franklin, Indiana
IDEM Identification No. 2013-34567

	Drawn By: J. DuMond
Project Number 21-1359-01E	Approved: M. Casper
Date: April 18, 2023	DWG: 21-1359-01_FSI4

Figure 4

Deep Potentiometric Surface Map
February, 2023

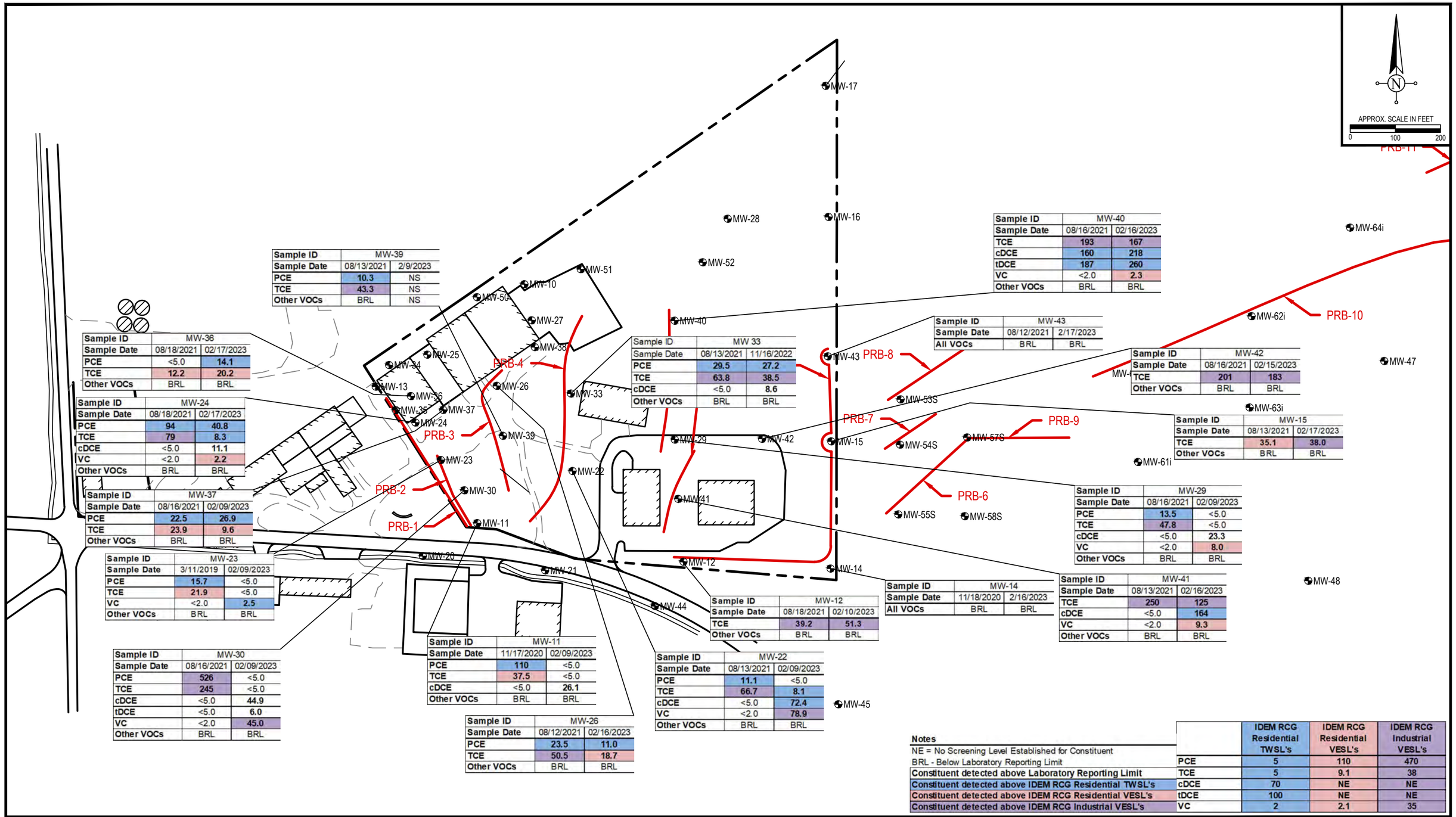

Sample ID	MW-39	
Sample Date	08/13/2021	2/9/2023
PCE	10.3	NS
TCE	43.3	NS
Other VOCs	BRL	NS

Sample ID	MW-36	
Sample Date	08/18/2021	02/17/2023
PCE	<5.0	14.1
TCE	12.2	20.2
Other VOCs	BRL	BRL

Sample ID	MW-24	
Sample Date	08/18/2021	02/17/2023
PCE	94	40.8
TCE	79	8.3
cDCE	<5.0	11.1
VC	<2.0	2.2
Other VOCs	BRL	BRL

Sample ID	MW-37	
Sample Date	08/16/2021	02/09/2023
PCE	22.5	26.9
TCE	23.9	9.6
Other VOCs	BRL	BRL

Sample ID	MW-23	
Sample Date	3/11/2019	02/09/2023
PCE	15.7	<5.0
TCE	21.9	<5.0
VC	<2.0	2.5
Other VOCs	BRL	BRL

Sample ID	MW-30	
Sample Date	08/16/2021	02/09/2023
PCE	526	<5.0
TCE	245	<5.0
cDCE	<5.0	44.9
tDCE	<5.0	6.0
VC	<2.0	45.0
Other VOCs	BRL	BRL

Sample ID	MW-11	
Sample Date	11/17/2020	02/09/2023
PCE	110	<5.0
TCE	37.5	<5.0
cDCE	<5.0	26.1
Other VOCs	BRL	BRL

Sample ID	MW-26	
Sample Date	08/12/2021	02/16/2023
PCE	23.5	11.0
TCE	50.5	18.7
Other VOCs	BRL	BRL

Sample ID	MW 33	
Sample Date	08/13/2021	11/16/2022
PCE	29.5	27.2
TCE	63.8	38.5
cDCE	<5.0	8.6
Other VOCs	BRL	BRL

Sample ID	MW-22	
Sample Date	08/13/2021	02/09/2023
PCE	11.1	<5.0
TCE	66.7	8.1
cDCE	<5.0	72.4
VC	<2.0	78.9
Other VOCs	BRL	BRL

Sample ID	MW-12	
Sample Date	08/18/2021	02/10/2023
TCE	39.2	51.3
Other VOCs	BRL	BRL

Sample ID	MW-14	
Sample Date	11/18/2020	2/16/2023
All VOCs	BRL	BRL

Sample ID	MW-40	
Sample Date	08/16/2021	02/16/2023
TCE	193	167
cDCE	160	218
tDCE	187	260
VC	<2.0	2.3
Other VOCs	BRL	BRL

Sample ID	MW-43	
Sample Date	08/12/2021	2/17/2023
All VOCs	BRL	BRL

Sample ID	MW-42	
Sample Date	08/16/2021	02/15/2023
TCE	201	183
Other VOCs	BRL	BRL

Sample ID	MW-15	
Sample Date	08/13/2021	02/17/2023
TCE	35.1	38.0
Other VOCs	BRL	BRL

Sample ID	MW-29	
Sample Date	08/16/2021	02/09/2023
PCE	13.5	<5.0
TCE	47.8	<5.0
cDCE	<5.0	23.3
VC	<2.0	8.0
Other VOCs	BRL	BRL

Sample ID	MW-41	
Sample Date	08/13/2021	02/16/2023
TCE	250	125
cDCE	<5.0	164
VC	<2.0	9.3
Other VOCs	BRL	BRL

Sample ID	MW-21	
Sample Date	11/16/2020	11/15/2022
All VOCs	BRL	BRL

Notes

NE = No Screening Level Established for Constituent

BRL - Below Laboratory Reporting Limit

Constituent detected above Laboratory Reporting Limit

Constituent detected above IDEM RCG Residential TWSL's

Constituent detected above IDEM RCG Residential VESL's

Constituent detected above IDEM RCG Industrial VESL's

	IDEM RCG Residential TWSL's	IDEM RCG Residential VESL's	IDEM RCG Industrial VESL's
PCE	5	110	470
TCE	5	9.1	38
cDCE	70	NE	NE
tDCE	100	NE	NE
VC	2	2.1	35

LEGEND

Site Boundary

Patriot Monitoring Well Location

Permeable Reactive Barrier

Patriot Engineering & Environmental, Inc.

Project: Former Houghland Tomato Cannery
1130 E. Eastview Drive
Franklin, Indiana
IDEM Identification No. 2013-34567

Drawn By: J. DuMond

Project Number 21-1359-01E

Approved: M. Casper

Date: June 9, 2023

DWG: 21-1359-01_FSI4

Figure 5
On Site Shallow Groundwater
Analytical Results Map
Pre- and Post-Injection
February 2023

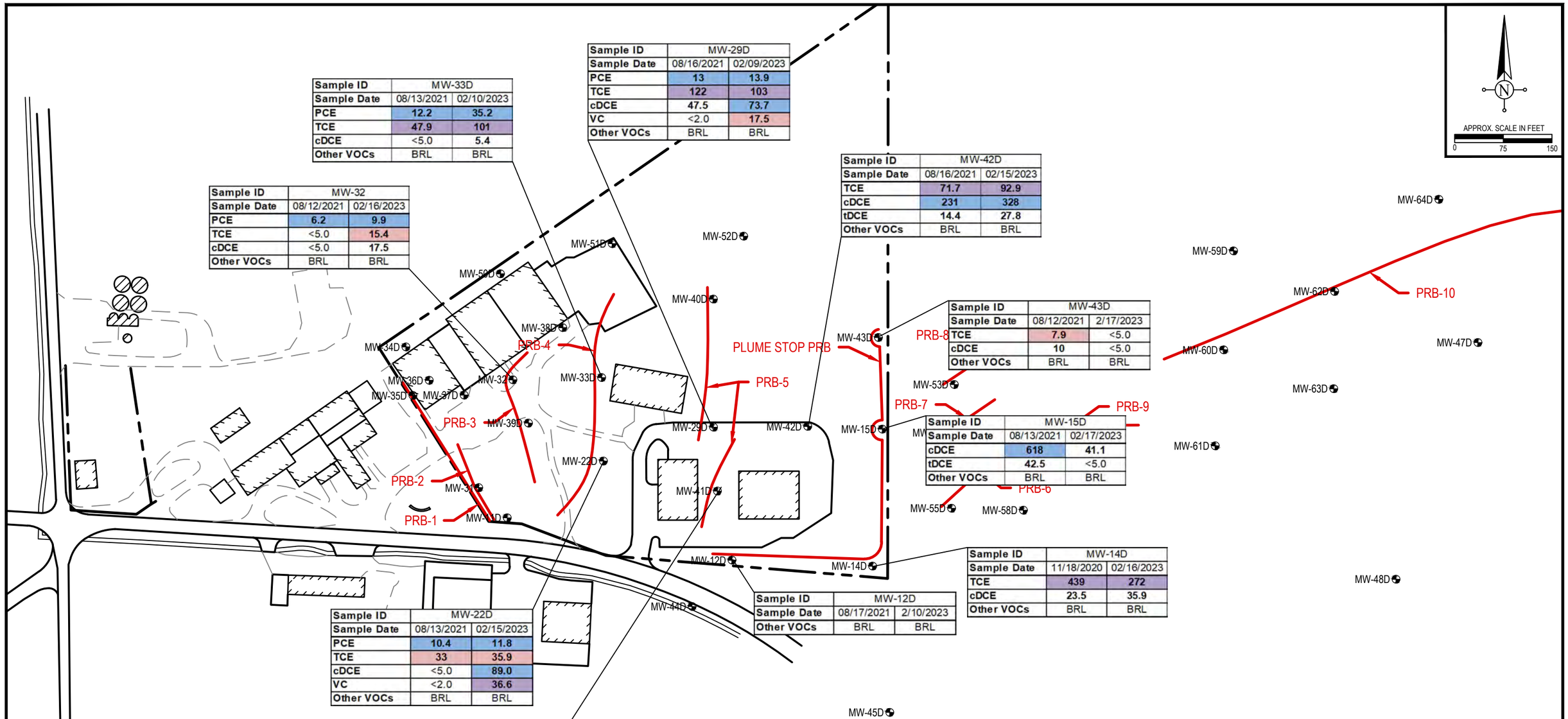

Sample ID	MW-33D	
Sample Date	08/13/2021	02/10/2023
PCE	12.2	35.2
TCE	47.9	101
cDCE	<5.0	5.4
Other VOCs	BRL	BRL

Sample ID	MW-29D	
Sample Date	08/16/2021	02/09/2023
PCE	13	13.9
TCE	122	103
cDCE	47.5	73.7
VC	<2.0	17.5
Other VOCs	BRL	BRL

Sample ID	MW-32	
Sample Date	08/12/2021	02/16/2023
PCE	6.2	9.9
TCE	<5.0	15.4
cDCE	<5.0	17.5
Other VOCs	BRL	BRL

Sample ID	MW-42D	
Sample Date	08/16/2021	02/15/2023
TCE	71.7	92.9
cDCE	231	328
tDCE	14.4	27.8
Other VOCs	BRL	BRL

Sample ID	MW-43D	
Sample Date	08/12/2021	2/17/2023
TCE	7.9	<5.0
cDCE	10	<5.0
Other VOCs	BRL	BRL

Sample ID	MW-15D	
Sample Date	08/13/2021	02/17/2023
cDCE	618	41.1
tDCE	42.5	<5.0
Other VOCs	BRL	BRL

Sample ID	MW-14D	
Sample Date	11/18/2020	02/16/2023
TCE	439	272
cDCE	23.5	35.9
Other VOCs	BRL	BRL

Sample ID	MW-12D	
Sample Date	08/17/2021	2/10/2023
Other VOCs	BRL	BRL

Sample ID	MW-22D	
Sample Date	08/13/2021	02/15/2023
PCE	10.4	11.8
TCE	33	35.9
cDCE	<5.0	89.0
VC	<2.0	36.6
Other VOCs	BRL	BRL

Sample ID	MW-41D	
Sample Date	08/13/2021	02/14/2023
TCE	236	<5.0
cDCE	9.7	<5.0
VC	<2.0	6.5
Other VOCs	BRL	BRL

Notes

NE = No Screening Level Established for Constituent

BRL - Below Laboratory Reporting Limit

Constituent detected above Laboratory Reporting Limit

Constituent detected above IDEM RCG Residential TWSL's

Constituent detected above IDEM RCG Residential VESL's

Constituent detected above IDEM RCG Industrial VESL's

	IDEM RCG Residential TWSL's	IDEM RCG Residential VESL's	IDEM RCG Industrial VESL's
PCE	5	110	470
TCE	5	9.1	38
cDCE	70	NE	NE
tDCE	100	NE	NE
VC	2	2.1	35

Patriot Engineering & Environmental, Inc.

LEGEND

Site Boundary

Patriot Monitoring Well Location

Permeable Reactive Barrier

Project: Former Houghland Tomato Cannery
1130 E. Eastview Drive
Franklin, Indiana
IDEM Identification No. 2013-34567

Drawn By: J. DuMond

Project Number 21-1359-01E

Approved: M. Casper

Date: June 9, 2023

DWG: 21-1359-01_FSI4

Figure 6
Onsite Deep Groundwater
Analytical Results Map
Pre- and Post-Injection
February 2023

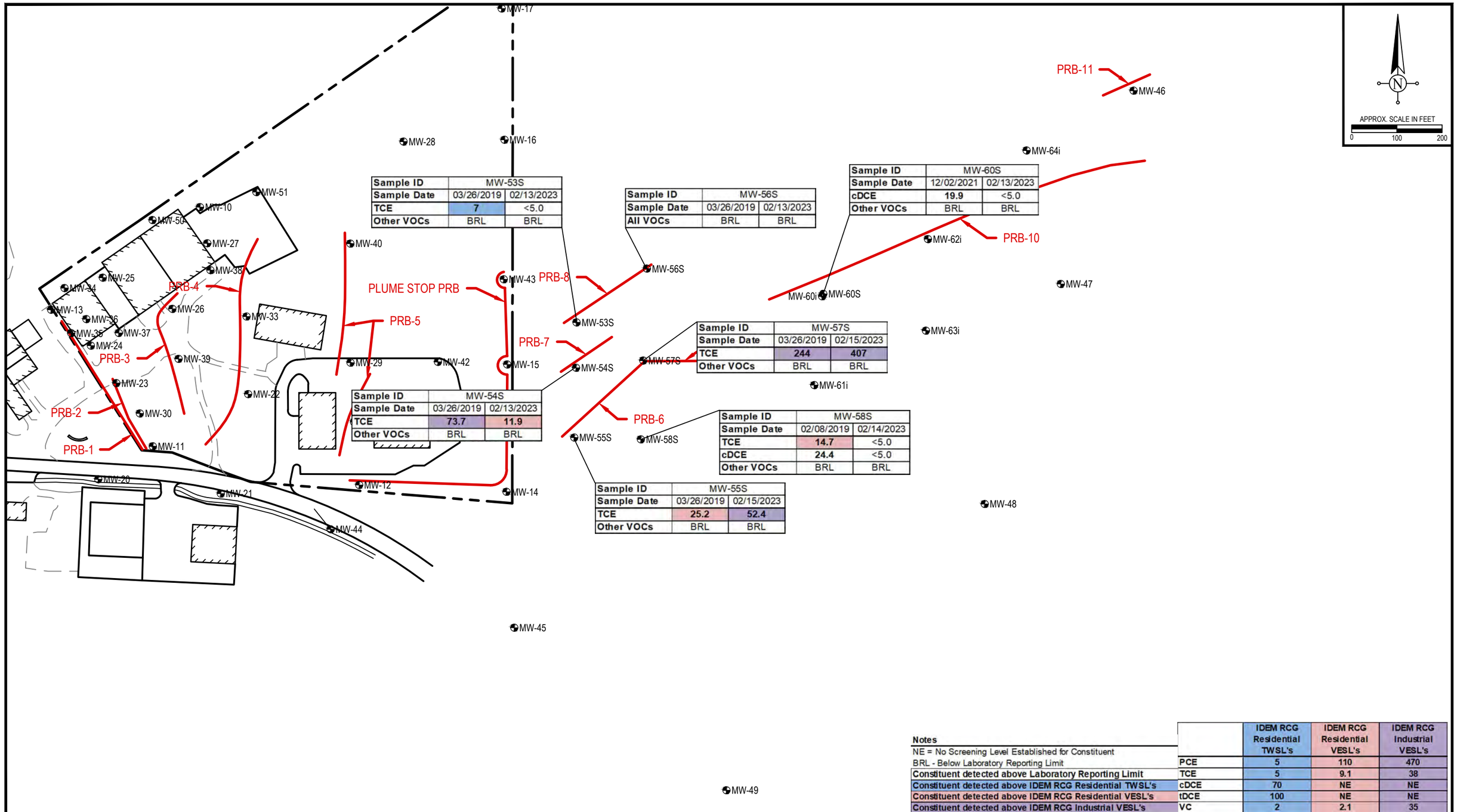

Sample ID	MW-53S	
Sample Date	03/26/2019	02/13/2023
TCE	7	<5.0
Other VOCs	BRL	BRL

Sample ID	MW-56S	
Sample Date	03/26/2019	02/13/2023
All VOCs	BRL	BRL

Sample ID	MW-60S	
Sample Date	12/02/2021	02/13/2023
cDCE	19.9	<5.0
Other VOCs	BRL	BRL

Sample ID	MW-57S	
Sample Date	03/26/2019	02/15/2023
TCE	244	407
Other VOCs	BRL	BRL

Sample ID	MW-54S	
Sample Date	03/26/2019	02/13/2023
TCE	73.7	11.9
Other VOCs	BRL	BRL

Sample ID	MW-58S	
Sample Date	02/08/2019	02/14/2023
TCE	14.7	<5.0
cDCE	24.4	<5.0
Other VOCs	BRL	BRL

Sample ID	MW-55S	
Sample Date	03/26/2019	02/15/2023
TCE	25.2	52.4
Other VOCs	BRL	BRL

Notes

NE = No Screening Level Established for Constituent

BRL - Below Laboratory Reporting Limit

		IDEM RCG Residential TWSL's	IDEM RCG Residential VESL's	IDEM RCG Industrial VESL's
Constituent detected above Laboratory Reporting Limit	PCE	5	110	470
Constituent detected above IDEM RCG Residential TWSL's	TCE	5	9.1	38
Constituent detected above IDEM RCG Residential VESL's	cDCE	70	NE	NE
Constituent detected above IDEM RCG Industrial VESL's	tDCE	100	NE	NE
	VC	2	2.1	35

Patriot Engineering & Environmental, Inc.

LEGEND

Site Boundary

Patriot Monitoring Well Location

Permeable Reactive Barrier

Project: Former Houghland Tomato Cannery
1130 E. Eastview Drive
Franklin, Indiana
IDEM Identification No. 2013-34567

Drawn By: J. DuMond

Project Number 21-1359-01E

Approved: M. Casper

Date: June 9, 2023

DWG: 21-1359-01_FSI4

Figure 7
Off Site Shallow Groundwater
Analytical Results Map
Pre- and Post-Injection
February 2023

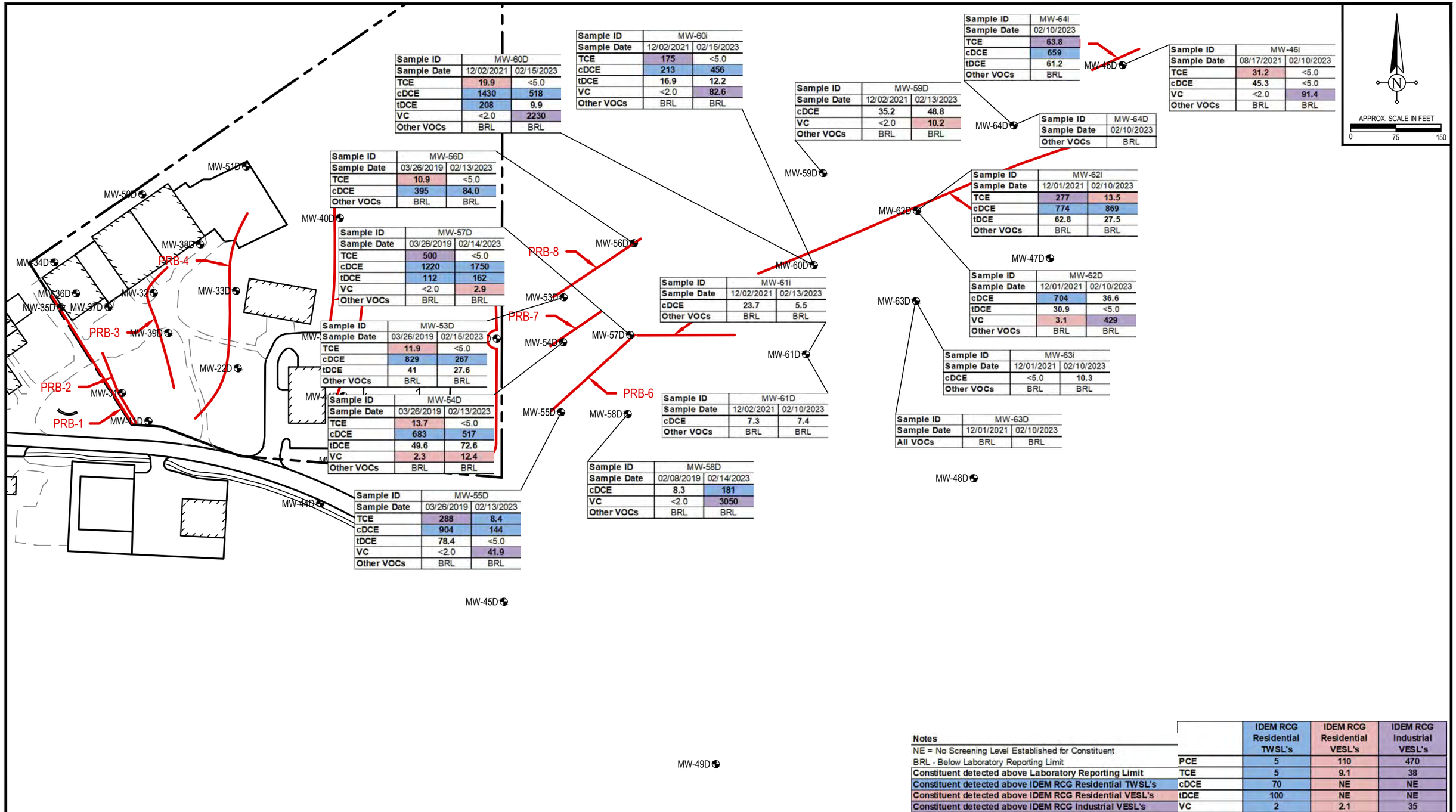

Sample ID	MW-60D	
Sample Date	12/02/2021	02/15/2023
TCE	19.9	<5.0
cDCE	1430	518
tDCE	208	9.9
VC	<2.0	2230
Other VOCs	BRL	BRL

Sample ID	MW-60i	
Sample Date	12/02/2021	02/15/2023
TCE	175	<5.0
cDCE	213	456
tDCE	16.9	12.2
VC	<2.0	82.6
Other VOCs	BRL	BRL

Sample ID	MW-64i
Sample Date	02/10/2023
TCE	63.8
cDCE	659
tDCE	61.2
Other VOCs	BRL

Sample ID	MW-46i	
Sample Date	08/17/2021	02/10/2023
TCE	31.2	<5.0
cDCE	45.3	<5.0
VC	<2.0	91.4
Other VOCs	BRL	BRL

Sample ID	MW-59D	
Sample Date	12/02/2021	02/13/2023
cDCE	35.2	48.8
VC	<2.0	10.2
Other VOCs	BRL	BRL

Sample ID	MW-64D
Sample Date	02/10/2023
Other VOCs	BRL

Sample ID	MW-56D	
Sample Date	03/26/2019	02/13/2023
TCE	10.9	<5.0
cDCE	395	84.0
Other VOCs	BRL	BRL

Sample ID	MW-62I	
Sample Date	12/01/2021	02/10/2023
TCE	277	13.5
cDCE	774	869
tDCE	62.8	27.5
Other VOCs	BRL	BRL

Sample ID	MW-57D	
Sample Date	03/26/2019	02/14/2023
TCE	500	<5.0
cDCE	1220	1750
tDCE	112	162
VC	<2.0	2.9
Other VOCs	BRL	BRL

Sample ID	MW-61i	
Sample Date	12/02/2021	02/13/2023
cDCE	23.7	5.5
Other VOCs	BRL	BRL

Sample ID	MW-62D	
Sample Date	12/01/2021	02/10/2023
cDCE	704	36.6
tDCE	30.9	<5.0
VC	3.1	429
Other VOCs	BRL	BRL

Sample ID	MW-53D	
Sample Date	03/26/2019	02/15/2023
TCE	11.9	<5.0
cDCE	829	267
tDCE	41	27.6
Other VOCs	BRL	BRL

Sample ID	MW-63i	
Sample Date	12/01/2021	02/10/2023
cDCE	<5.0	10.3
Other VOCs	BRL	BRL

Sample ID	MW-61D	
Sample Date	12/02/2021	02/10/2023
cDCE	7.3	7.4
Other VOCs	BRL	BRL

Sample ID	MW-54D	
Sample Date	03/26/2019	02/13/2023
TCE	13.7	<5.0
cDCE	683	517
tDCE	49.6	72.6
VC	2.3	12.4
Other VOCs	BRL	BRL

Sample ID	MW-63D	
Sample Date	12/01/2021	02/10/2023
All VOCs	BRL	BRL

Sample ID	MW-58D	
Sample Date	02/08/2019	02/14/2023
cDCE	8.3	181
VC	<2.0	3050
Other VOCs	BRL	BRL

Sample ID	MW-55D	
Sample Date	03/26/2019	02/13/2023
TCE	288	8.4
cDCE	904	144
tDCE	78.4	<5.0
VC	<2.0	41.9
Other VOCs	BRL	BRL

Notes

NE = No Screening Level Established for Constituent

BRL - Below Laboratory Reporting Limit

Constituent detected above Laboratory Reporting Limit

Constituent detected above IDEM RCG Residential TWSL's

Constituent detected above IDEM RCG Residential VESL's

Constituent detected above IDEM RCG Industrial VESL's

	IDEM RCG Residential TWSL's	IDEM RCG Residential VESL's	IDEM RCG Industrial VESL's
PCE	5	110	470
TCE	5	9.1	38
cDCE	70	NE	NE
tDCE	100	NE	NE
VC	2	2.1	35

Patriot Engineering & Environmental, Inc.

LEGEND

Site Boundary

Patriot Monitoring Well Location

Permeable Reactive Barrier

Project: Former Houghland Tomato Cannery
1130 E. Eastview Drive
Franklin, Indiana
IDEM Identification No. 2013-34567

Drawn By: J. DuMond

Project Number 21-1359-01E

Approved: M. Casper

Date: June 9, 2023

DWG: 21-1359-01_FSI4

Figure 8
Offsite Deep Groundwater
Analytical Results Map
Pre- and Post-Injection
February 2023

APPENDIX B

TABLES

TABLE 1
WELL CONSTRUCTION SUMMARY
HRID / Former Houghland Tomato Cannery Property
Franklin, Indiana

WELL	DATE INSTALLED	WELL ELEVATION (ft)*	TOTAL DEPTH (ft)	SCREEN INTERVAL (depth in ft)
MW-10	6/10/2013 (ISI)	738.15	14.4	723.8 - 733.8
MW-11	6/10/2013 (ISI)	731.85	13.7	718.2 - 728.2
MW-11D	6/6/2018 (FSI #2)	731.71	23.0	708.7- 713.7
MW-12	6/10/2013 (ISI)	732.36	15.1	717.3 - 727.3
MW-12D	1/24/2019 (FSI #3)	731.82	28.0	703.8- 708.8
MW-13	6/10/2013 (ISI)	740.45	20.9	719.6 - 729.6
MW-14	9/18/2013 (ISI)	734.15	20.0	714.2 - 724.2
MW-14D	1/24/2019 (FSI #3)	731.45	33.0	698.5- 703.5
MW-15	9/18/2013 (ISI)	735.30	21.0	714.3 - 724.3
MW-15D	6/6/2018 (FSI #2)	734.76	48.0	686.7 - 691.7
MW-16	9/18/2013 (ISI)	735.65	19.9	715.7 - 725.7
MW-17	9/18/2013 (ISI)	745.02	24.1	720.9 - 730.9
MW-18	2/13/2014 (FSI)	737.39	14.4	723.0 - 733.0
MW-19	2/13/2014 (FSI)	733.21	12.4	720.8 - 730.8
MW-20	2/13/2014 (FSI)	729.99	14.7	715.3 - 725.3
MW-21	2/13/2014 (FSI)	729.21	13.6	715.6 - 725.6
MW-22	2/13/2014 (FSI)	736.47	18.9	717.6 - 727.6
MW-22D	6/6/2018 (FSI #2)	736.85	28.0	708.8 - 713.8
MW-23	2/13/2014 (FSI)	739.78	20.0	719.8 - 729.8
MW-24	2/13/2014 (FSI)	740.93	21.8	719.1 - 729.1
MW-25	2/14/2014 (FSI)	741.01	23.6	717.4 - 727.4
MW-26	2/14/2014 (FSI)	739.31	22.9	716.4 - 726.4
MW-27	2/14/2014 (FSI)	740.06	16.9	723.2 - 733.2
MW-28	2/19/2014 (FSI)	739.62	21.3	718.3 - 728.3
MW-29	2/13/2014 (FSI)	732.96	17.6	715.4 - 725.4
MW-29D	6/6/2018 (FSI #2)	733.12	41.0	692.1 - 697.1
MW-30	8/29/2016 (FSI)	734.02	14.5	719.5 - 724.5
MW-31	8/16/2017 (ASI)	733.87	30.0	703.8 - 708.8
MW-32	8/16/2017 (ASI)	739.72	33.0	706.7 - 711.7
MW-33	1/22/2019 (FSI #3)	740.79	18.0	722.8 - 732.8
MW-33D	1/22/2019 (FSI #3)	741.05	33.0	708.1 - 713.1
MW-34	11/5/2020 (FSI #4)	741.09	17.0	714.1 - 724.1
MW-34D	11/5/2020 (FSI #4)	741.49	30.0	706-5 - 711.5
MW-35	11/5/2020 (FSI #4)	740.98	24.0	707.0 - 717.0
MW-35D	11/5/2020 (FSI #4)	740.97	30.0	716.0 - 711.0
MW-36	11/5/2020 (FSI #4)	741.80	28.0	723.8 - 713.8
MW-36D	11/5/2020 (FSI #4)	741.55	36.0	710.5 - 705.5
MW-37	11/5/2020 (FSI #4)	741.96	25.0	727.0 - 717.0

MW-37D	11/5/2020 (FSI #4)	741.95	38.0	716.5 - 711.5
MW-38	11/5/2020 (FSI #4)	738.90	20.0	728.9 - 718.9
MW-38D	11/5/2020 (FSI #4)	739.17	30.0	714.2 - 709.2
MW-39	11/5/2020 (FSI #4)	739.33	25.0	724.3 - 714.3
MW-39D	11/5/2020 (FSI #4)	739.34	38.0	706.4 - 701.4
MW-40	11/5/2020 (FSI #4)	738.75	18.0	730.8 - 720.8
MW-40D	11/5/2020 (FSI #4)	738.52	31.0	712.5 - 707.5
MW-41	11/5/2020 (FSI #4)	734.03	22.0	722.0 - 712.0
MW-41D	11/5/2020 (FSI #4)	734.02	35.0	704.0 - 699.0
MW-42	11/5/2020 (FSI #4)	732.26	18.0	724.0 - 714.0
MW-42D	11/5/2020 (FSI #4)	732.23	52.0	685.2 - 680.2
MW-43	11/5/2020 (FSI #4)	733.36	16.0	727.4 - 717.4
MW-43D	11/5/2020 (FSI #4)	733.17	31.0	707.2 - 702.2
MW-44	11/5/2020 (FSI #4)	728.73	14.0	707.2 - 702.2
MW-44D	11/5/2020 (FSI #4)	728.71	29.0	704.7 - 699.7
MW-45	11/5/2020 (FSI #4)	729.59	15.0	724.6 - 714.6
MW-45D	11/5/2020 (FSI #4)	729.34	31.0	703.4 - 698.4
MW-46	11/5/2020 (FSI #4)	730.43	15.0	725.4 - 715.4
MW-46I	11/5/2020 (FSI #4)	730.74	55.0	680.6 - 675.6
MW-46D	11/5/2020 (FSI #4)	730.65	97.0	638.6 - 633.6
MW-47	11/5/2020 (FSI #4)	728.74	15.0	724.7 - 714.7
MW-47I	11/5/2020 (FSI #4)	729.58	40.0	699.6 - 689.6
MW-47D	11/5/2020 (FSI #4)	728.33	68.0	665.3 - 660.3
MW-48	11/5/2020 (FSI #4)	728.49	15.0	724.5 - 714.5
MW-48D	11/5/2020 (FSI #4)	727.77	56.0	665.3 - 660.3
MW-49	11/5/2020 (FSI #4)	725.01	15.0	722.8 - 712.8
MW-49D	11/5/2020 (FSI #4)	725.11	29.0	701.1 - 696.1
MW-50S	7/29/2021 (FSI 4-S)	737.81	22.0	725.8 - 715.8
MW-50D	7/29/2021 (FSI 4-S)	737.61	25.0	717.6 - 712.6
MW-51	7/29/2021 (FSI 4-S)	737.82	23.0	724.8 - 714.8
MW-52S	7/30/2021 (FSI 4-S)	739.64	24.0	725.6 - 715.6
MW-52D	7/30/2021 (FSI 4-S)	739.46	28.0	716.4 - 711.4
MW-53S	11/8/22 (OWI)	732.16	15.4	726.8 - 716.8
MW-53D	11/9/22 (OWI)	732.13	62.8	674.3 - 669.3
MW-54S	11/8/22 (OWI)	732.10	16.5	725.6 - 715.6
MW-54D	11/9/22 (OWI)	731.81	62.4	974.4 - 669.4
MW-55S	11/8/22 (OWI)	731.37	16.7	724.7 - 74.7
MW-55D	11/9/22 (OWI)	731.88	57.2	679.7 - 674.7
MW-56S	11/8/22 (OWI)	731.75	16.1	725.7 - 715.7
MW-56D	11/9/22 (OWI)	733.12	65.8	627.3 - 667.3
MW-57S	11/8/22 (OWI)	731.13	16.0	725.1 - 715.1
MW-57D	11/10/22 (OWI)	731.47	62.0	674.5 - 669.5
MW-58S	11/8/22 (OWI)	731.44	15.3	726.1 - 716.1
MW-58D	11/8/22 (OWI)	731.48	44.8	691.7 - 686.7
MW-59D/TMW-8D	10/25/21 (OSI)	728.38	55.8	677.6 - 672.6

MW-60S/TMW-9S	10/25/21 (OSI)	730.34	16.9	723.4 - 713.4
MW-60I/TMW-9I	10/25/21 (OSI)	730.26	48.0	687.3 - 682.3
MW-60D/TMW-9D	10/25/21 (OSI)	730.22	75.7	659.5 - 654.5
MW-61I/TMW-10I	10/25/21 (OSI)	730.74	47.7	688.0 - 683.0
MW-61D/TMW-10D	10/25/2021 (OSI)	730.80	85.8	650.0 - 645.0
MW-62I/MW-12I	11/22/21 (OSI)	728.03	48.3	684.7 - 679.7
MW-62D/TMW-12D	10/25/21 (OSI)	728.12	71.1	662.0 - 657.0
MW-63I/TMW-13I	10/25/21 (OSI)	728.70	58.8	674.9 - 699.9
MW-63D/TMW-13D	10/25/21 (OSI)	728.69	103.5	631.2 - 625.2
MW-64I	11/10/22 (OWI)	729.86	55.6	679.3 - 674.3
MW-64D	11/10/22 (OWI)	729.81	90.7	644.1 - 639.1
TMW-1*	1/22/2019 (FSI #3)	731.54	12.0	719.5 - 729.5
TMW-1D*	1/22/2019 (FSI #3)	730.32	58.0	672.3 - 677.3
TMW-2*	1/22/2019 (FSI #3)	730.12	14.0	716.1 - 726.1
TMW-2D*	1/22/2019 (FSI #3)	730.40	60.0	670.4 - 675.4
TMW-3*	1/24/2019 (FSI #3)	731.24	13.0	718.2 - 728.2
TMW-3D*	1/24/2019 (FSI #3)	731.27	52.0	679.3 - 684.3
TMW-4*	1/28/2019 (FSI #3)	730.43	13.0	717.4 - 727.4
TMW-4D*	1/28/2019 (FSI #3)	730.03	61.0	669.1 - 674.1
TMW-5*	1/28/2019 (FSI #3)	729.60	13.0	716.6 - 726.6
TMW-5D*	1/28/2019 (FSI #3)	730.69	57.0	673.7 - 678.7
TMW-6*	1/28/2019 (FSI #3)	731.29	13.0	718.3 - 728.3
TMW-6D*	1/28/2019 (FSI #3)	731.22	42.0	689.2 - 694.2
TMW-7*	1/25/2019 (FSI #3)	730.16	13.0	717.2 - 727.2
TMW-7D*	1/25/2019 (FSI #3)	730.62	62.0	668.6 - 673.6
TMW-8S*	10/25/2021 (OSI)	727.04	16.0	721.0 - 711.0
TMW-10S*	10/25/2021 (OSI)	729.90	15.0	724.9 - 714.9
TMW-11D*	10/25/2021 (OSI)	727.69	30.0	702.7 - 697.7
TMW-14D*	10/28/2021 (OSI)	728.73	25.0	708.7 - 703.7

Table Notes:

Top of casing elevations based on USC & GS Datum

* = Well Abandononed

TBI = To Be Installed Fall 2022

ISC = Initial Site Characterization
FSI = Further Site Investigation
ASI = Additional Site Investigation
OSI = Off-Site Investigation
OWI = Off-Site Well Installation
Well Elevation = Top of the 2" Diameter Pipe - North Rim

TABLE 2
GROUNDWATER ELEVATION DATA
HRID/Former Hoagland Tomato Cannery Property
Franklin, Indiana

Well Identification	Date	Well Elevation (feet)	Depth to Groundwater	Groundwater Elevation
MW-10	9/24/2013	738.15	8.89	729.26
	3/5/2014		4.95	733.20
	8/31/2016		5.35	732.80
	8/21/2017		6.36	731.79
	2/4/2019		5.27	732.88
	3/4/2019		4.09	734.06
	3/25/2019		4.17	733.98
	11/16/2020		7.01	731.14
	3/1/2021		2.38	735.77
	8/12/2021		6.33	731.82
	3/17/2022		4.98	733.17
	6/6/2022		5.98	732.17
	8/8/2022		6.78	731.37
	11/16/2022		7.61	730.54
	2/8/2023		5.66	732.49
MW-11	9/24/2013	731.85	10.56	721.29
	3/5/2014		7.95	723.90
	8/31/2016		8.45	723.40
	8/21/2017		8.79	723.06
	6/14/2018		8.60	723.25
	2/4/2019		7.57	724.28
	3/4/2019		6.53	725.32
	3/25/2019		6.61	725.24
	11/16/2020		10.54	721.31
	3/1/2021		9.07	722.78
	8/12/2021		8.54	723.31
	3/17/2022		6.48	725.37
	6/6/2022		8.15	723.70
	8/8/2022		9.71	722.14
	11/14/2022		10.37	721.48
	2/8/2023		9.53	722.32
MW-11D	6/14/2018	731.71	14.85	716.86
	2/4/2019		7.54	724.17
	3/4/2019		6.40	725.31
	3/25/2019		6.48	725.23
	11/16/2020		10.48	721.23
	3/1/2021		9.00	722.71
	8/12/2021		8.43	723.28
	3/15/2022		6.04	725.67
	6/6/2022		8.05	723.66
	8/8/2022		9.43	722.28
	11/15/2022		10.31	721.40
	2/8/2023		9.23	722.48

Well Identification	Date	Well Elevation (feet)	Depth to Groundwater	Groundwater Elevation
MW-12	9/24/2013	732.36	12.14	720.22
	3/5/2014		9.68	722.68
	8/31/2016		10.55	721.81
	8/21/2017		10.90	721.46
	2/4/2019		9.51	722.85
	3/4/2019		8.78	723.58
	3/25/2019		8.87	723.49
	11/16/2020		11.84	720.52
	3/1/2021		10.12	722.24
	8/12/2021		10.55	721.81
	6/6/2022		10.2	722.16
	8/8/2022		11.03	721.33
	11/18/2022		11.89	720.47
	2/8/2023		10.90	721.46
MW-12D	2/4/2019	731.82	9.17	722.65
	3/4/2019		8.41	723.41
	3/25/2019		8.53	723.29
	11/16/2020		11.41	720.41
	3/1/2021		9.62	722.20
	8/12/2021		10.15	721.67
	6/6/2022		9.61	722.21
	8/8/2022		10.61	721.21
	11/17/2022		11.46	720.36
	2/8/2023		10.44	721.38
MW-13	9/24/2013	740.45	18.69	721.76
	3/5/2014		15.58	731.56
	8/31/2016		15.94	724.51
	8/21/2017		15.58	724.87
	11/16/2020		18.71	721.74
	3/1/2021		16.71	723.74
	8/12/2021		16.29	724.16
	3/17/2022		14.03	726.42
	6/6/2022		15.93	724.52
	8/8/2022		17.64	722.81
	11/15/2022		18.48	721.97
	2/8/2023		17.42	723.03

Well Identification	Date	Well Elevation (feet)	Depth to Groundwater	Groundwater Elevation
MW-14	9/24/2013	734.15	14.32	719.83
	3/5/2014		11.95	722.20
	8/31/2016		Well Inaccessible	
	8/21/2017		13.31	720.84
	2/4/2019		9.15	725.00
	3/4/2019		11.28	722.87
	3/25/2019		11.44	722.71
	11/16/2020		13.95	720.20
	3/1/2021		11.93	722.22
	8/12/2021		12.98	721.17
	3/16/2022		7.97	726.18
	6/6/2022		13.64	720.51
	8/8/2022		13.34	720.81
	11/16/2022		14.05	720.10
	2/8/2023		12.67	721.48
MW-14D	2/4/2019	731.45	11.95	719.50
	3/4/2019		8.47	722.98
	3/25/2019		8.56	722.89
	11/16/2020		11.14	720.31
	3/1/2021		9.11	722.34
	8/12/2021		10.14	721.31
	3/16/2022		10.79	720.66
	6//6/2022		9.91	721.54
	8/8/2022		10.57	720.88
	11/16/2022		11.22	720.23
	2/8/2023		9.85	721.60
MW-15	9/24/2013	735.30	15.41	719.89
	3/5/2014		12.98	722.32
	8/31/2016		Well Inaccessible	
	8/21/2017		14.35	720.95
	6/14/2018		13.95	721.35
	2/4/2019		12.94	722.36
	3/4/2019		12.23	723.07
	3/25/2019		12.34	722.96
	11/16/2020		15.08	720.22
	3/1/2021		12.80	722.50
	8/12/2021		13.99	721.31
	3/16/2022		11.20	724.10
	6/6/2022		14.24	721.06
	8/8/2022		14.37	720.93
	11/16/2022		15.10	720.20
	2/8/2023		13.75	721.55

Well Identification	Date	Well Elevation (feet)	Depth to Groundwater	Groundwater Elevation
MW-15D	6/14/2018	734.76	13.45	721.31
	2/4/2019		11.45	723.31
	3/4/2019		11.71	723.05
	3/25/2019		11.78	722.98
	11/16/2020		14.52	720.24
	3/1/2021		12.27	722.49
	8/12/2021		13.47	721.29
	3/16/2022		11.96	722.80
	6/6/2022		14.57	720.19
	8/8/2022		13.82	720.94
	11/16/2022		14.56	720.20
	2/8/2023		13.22	721.54
MW-16	9/24/2013	735.65	7.06	728.59
	3/5/2014		2.88	732.77
	8/31/2016		Well Inaccessible	
	8/21/2017		5.35	730.30
	2/4/2019		2.51	733.14
	3/4/2019		2.28	733.37
	3/25/2019		3.09	732.56
	11/16/2020		5.55	730.10
	3/1/2021		0.92	734.73
	8/12/2021		4.43	731.22
	3/16/2022		1.88	733.77
	6/6/2022		3.76	731.89
	8/8/2022		4.15	731.50
	11/16/2022		6.14	729.51
	2/8/2023		3.66	731.99
MW-17	9/24/2013	745.02	16.22	728.80
	3/5/2014		12.00	733.02
	8/31/2016		Well Inaccessible	
	2/4/2019		11.67	733.35
	3/4/2019		11.40	733.62
	3/25/2019		11.55	733.47
	11/16/2020		14.72	730.30
	3/16/2022		10.92	734.10
	8/8/2022		13.18	731.84
	11/16/2022		15.29	729.73
	2/8/2023		12.79	732.23
MW-18	3/5/2014	737.79	10.03	727.76
	8/31/2016		10.32	727.47
	2/4/2019		9.54	728.25
	3/4/2019		9.22	728.57
	3/25/2019		9.19	728.60

Well Identification	Date	Well Elevation (feet)	Depth to Groundwater	Groundwater Elevation
MW-19	3/5/2014	733.21	7.17	726.04
	8/31/2016		7.55	725.66
	2/4/2019		7.08	726.13
	3/4/2019		6.30	726.91
	3/25/2019		6.29	726.92
	11/16/2020		NS	NS
	3/1/2021		NS	NS
	8/12/2021		NS	NS
	3/17/2022		NS	NS
	8/8/2022		NS	NS
	11/14/2022		NS	NS
	2/8/2023		NS	NS
MW-20	3/5/2014	729.99	5.94	724.05
	8/31/2016		6.38	723.61
	8/21/2017		6.71	723.28
	2/4/2019		5.54	724.45
	3/4/2019		4.53	725.46
	3/25/2019		4.48	725.51
	11/16/2020		8.55	721.44
	3/1/2021		7.14	722.85
	8/12/2021		6.49	723.50
	3/17/2022		4.49	725.50
	6/6/2022		6.83	723.16
	8/8/2022		7.64	722.35
	11/15/2022		8.33	721.66
	2/8/2023		7.54	722.45
MW-21	3/5/2014	729.21	6.04	723.17
	8/31/2016		6.64	722.57
	8/21/2017		6.99	722.22
	2/4/2019		5.75	723.46
	3/4/2019		4.74	724.47
	3/25/2019		4.73	724.48
	11/16/2020		9.33	719.88
	3/1/2021		6.83	722.38
	8/12/2021		6.70	722.51
	3/17/2022		4.64	724.57
	6/6/2022		6.74	722.47
	8/8/2022		7.75	721.46
	11/15/2022		8.37	720.84
	2/8/2023		7.43	721.78

Well Identification	Date	Well Elevation (feet)	Depth to Groundwater	Groundwater Elevation
MW-22	3/5/2014	736.47	13.04	723.43
	8/31/2016		13.68	722.79
	8/21/2017		14.07	722.40
	6/14/2018		13.90	722.57
	2/4/2019		12.69	723.78
	3/4/2019		11.84	724.63
	3/25/2019		11.82	724.65
	11/16/2020		15.56	720.91
	3/1/2021		14.18	722.29
	8/12/2021		13.76	722.71
	3/15/2022		11.31	725.16
	6/6/2022		13.13	723.34
	8/8/2022		15.50	720.97
	11/17/2022		15.53	720.94
	2/8/2023		14.55	721.92
MW-22D	6/14/2018	736.85	14.21	722.64
	2/4/2019		13.03	723.82
	3/4/2019		12.12	724.73
	3/25/2019		12.09	724.76
	11/16/2020		15.88	720.97
	3/1/2021		14.49	722.36
	8/12/2021		14.08	722.77
	3/15/2022		11.65	725.20
	6/6/2022		15.46	721.39
	8/8/2022		15.11	721.74
	11/17/2022		15.84	721.01
	2/8/2023		14.55	722.30
MW-23	3/5/2014	739.78	15.40	724.38
	8/31/2016		15.91	723.87
	8/21/2017		16.30	723.48
	2/4/2019		Well Innaccesible	
	3/4/2019		13.81	725.97
	3/25/2019		13.75	726.03
	11/16/2020		Well Dry	
	3/1/2021		16.96	722.82
	8/12/2021		15.85	723.93
	3/15/2022		13.62	726.16
	6/6/2022		15.58	724.20
	8/8/2022		17.31	722.47
	11/14/2022		18.04	721.74
	2/8/2023		17.09	722.69

Well Identification	Date	Well Elevation (feet)	Depth to Groundwater	Groundwater Elevation
MW-24	3/5/2014	740.93	16.31	724.62
	8/31/2016		16.71	724.22
	8/21/2017		17.16	723.77
	2/4/2019		15.87	725.06
	3/4/2019		14.81	726.12
	3/25/2019		14.80	726.13
	11/16/2020		19.32	721.61
	3/1/2021		17.33	723.60
	8/12/2021		16.97	723.96
	3/17/2022		14.78	726.15
	6/6/2022		17.20	723.73
	8/8/2022		18.31	722.62
	11/15/2022		19.10	721.83
	2/8/2023		17.75	723.18
MW-25	3/5/2014	741.01	16.50	724.51
	8/31/2016		Well Inaccessible	
	8/21/2017		Well Inaccessible	
	6/14/2018		Well Inaccessible	
	2/4/2019		Well Innaccesible	
	3/4/2019		Well Innaccesible	
	3/25/2019		Well Innaccesible	
	11/16/2020		19.44	721.57
	3/1/2021		17.90	723.11
	8/12/2021		17.11	723.90
	6/6/2022		16.70	724.31
	8/8/2022		18.46	722.55
	11/15/2022		10.52	730.49
	2/8/2023		18.20	722.81
MW-26	3/5/2014	739.31	15.25	724.06
	8/31/2016		15.80	723.51
	8/21/2017		16.19	723.12
	6/14/2018		16.11	723.20
	2/4/2019		14.86	724.45
	3/4/2019		13.92	725.39
	3/25/2019		13.86	725.45
	11/16/2020		18.05	721.26
	3/1/2021		16.60	722.71
	8/12/2021		15.96	723.35
	6/6/2022		15.56	723.75
	8/8/2026		17.22	722.09
	11/15/2022		17.91	721.40
	2/8/2023		16.60	722.71

Well Identification	Date	Well Elevation (feet)	Depth to Groundwater	Groundwater Elevation
MW-27	3/5/2014	740.06	8.11	731.95
	8/31/2016		8.19	731.87
	8/21/2017		8.81	731.25
	2/4/2019		8.25	731.81
	3/4/2019		7.88	732.18
	3/25/2019		7.88	732.18
	11/16/2020		9.80	730.26
	3/1/2021		7.58	732.48
	8/12/2021		6.76	733.30
	3/17/2022		8.02	732.04
	6/6/2022		8.82	731.24
	8/8/2022		9.18	730.88
	11/15/2022		11.10	728.96
	2/8/2023		8.51	731.55
MW-28	3/5/2014	739.62	6.72	732.90
	8/31/2016		Well Inaccessible	
	8/21/2017		9.40	730.22
	2/4/2019		6.43	733.19
	3/4/2019		6.15	733.47
	3/25/2019		6.11	733.51
	11/16/2020		9.71	729.91
	3/1/2021		5.09	734.53
	8/12/2021		8.77	730.85
	3/16/2022		5.72	733.90
	6/6/2022		9.50	730.12
	8/8/2022		9.35	730.27
	11/16/2022		10.21	729.41
	2/8/2023		7.75	731.87
MW-29	3/5/2014	732.96	10.17	722.79
	8/31/2016		11.04	721.92
	8/21/2017		11.43	721.53
	6/14/2018		11.16	721.80
	2/4/2019		10.00	722.96
	3/4/2019		9.21	723.75
	3/25/2019		9.23	723.73
	11/16/2020		Well Dry	-
	3/1/2021		10.70	722.26
	8/12/2021		11.10	721.86
	6/6/2022		11.73	721.23
	8/8/2022		11.75	721.21
	11/17/2022		12.51	720.45
	2/8/2023		11.48	721.48

Well Identification	Date	Well Elevation (feet)	Depth to Groundwater	Groundwater Elevation
MW-29D	6/14/2018	733.12	11.28	721.84
	2/4/2019		10.11	723.01
	3/4/2019		9.35	723.77
	3/25/2019		9.28	723.84
	11/16/2020		12.59	720.53
	3/1/2021		10.80	722.32
	8/12/2021		11.21	721.91
	6/6/2022		11.91	721.21
	8/8/2025		11.93	721.19
	11/17/2022		12.60	720.52
	2/8/2023		11.58	721.54
MW-30	8/31/2016	734.02	10.17	723.85
	8/21/2017		10.64	723.38
	6/14/2018		10.52	723.50
	2/4/2019		9.43	724.59
	3/4/2019		10.35	723.67
	3/25/2019		8.30	725.72
	11/16/2020		12.54	721.48
	3/1/2021		11.13	722.89
	8/12/2021		10.43	723.59
	3/15/2022		8.11	725.91
	6/6/2022		10.01	724.01
	8/8/2022		11.60	722.42
	11/14/2022		12.31	721.71
	2/8/2023		11.41	722.61
MW-31 (Deep Well with MW-30)	8/21/2017	733.87	11.69	722.18
	6/14/2018		10.53	723.34
	2/4/2019		9.25	724.62
	3/4/2019		8.37	725.50
	3/25/2019		8.29	725.58
	11/16/2020		11.81	722.06
	3/1/2021		10.56	723.31
	8/12/2021		10.56	723.31
	3/17/2022		8.39	725.48
	6/6/2022		8.84	725.03
	8/8/2022		10.32	723.55
	11/14/2022		12.11	721.76
	2/8/2023		12.49	721.38

Well Identification	Date	Well Elevation (feet)	Depth to Groundwater	Groundwater Elevation
MW-32 (Deep Well with MW-26)	8/21/2017	739.72	16.64	723.08
	6/14/2018		16.56	723.16
	2/4/2019		15.30	724.42
	3/4/2019		13.33	726.39
	3/25/2019		13.31	726.41
	11/16/2020		18.46	721.26
	3/1/2021		17.03	722.69
	8/12/2021		16.37	723.35
	6/6/2022		16.00	723.72
	8/8/2022		17.62	722.10
	11/15/2022		18.34	721.38
	2/8/2023		17.00	722.72
MW-33	2/4/2019	740.79	15.50	725.29
	3/4/2019		15.49	725.30
	3/25/2019		15.38	725.41
	11/16/2020		19.59	721.20
	3/1/2021		18.18	722.61
	8/12/2021		17.58	723.21
	6/6/2022		17.24	723.55
	8/8/2022		18.81	721.98
	11/16/2022		19.47	721.32
	2/8/2023		18.15	722.64
MW-33D	2/4/2019	741.05	16.81	724.24
	3/4/2019		15.87	725.18
	3/25/2019		15.83	725.22
	11/16/2020		19.89	721.16
	3/1/2021		18.48	722.57
	8/12/2021		17.91	723.14
	6/6/2022		17.55	723.50
	8/8/2022		19.07	721.98
	11/16/2022		19.8	721.25
	2/8/2023		18.77	722.28
MW-34	11/16/2020	741.09	18.99	722.10
	3/1/2021		16.99	724.10
	8/12/2021		16.55	724.54
	3/17/2022		14.26	726.83
	6/6/2022		16.23	724.86
	8/8/2022		18.02	723.07
	11/17/2022		18.86	722.23
	2/8/2023		17.62	723.47

Well Identification	Date	Well Elevation (feet)	Depth to Groundwater	Groundwater Elevation
MW-34D	11/16/2020	741.49	19.45	722.04
	3/1/2021		17.62	723.87
	8/12/2021		16.96	724.53
	3/17/2022		14.75	726.74
	6/6/2022		19.58	721.91
	8/8/2022		18.34	723.15
	11/17/2022		19.24	722.25
	2/8/2023		18.09	723.40
MW-35	11/16/2020	740.98	19.10	721.88
	3/1/2021		17.57	723.41
	8/12/2021		16.70	724.28
	6/6/2022		17.49	723.49
	8/8/2022		18.06	722.92
	11/15/2022		18.84	722.14
	2/8/2023		17.83	723.15
MW-35D	11/16/2020	740.97	19.10	721.87
	3/1/2021		17.61	723.36
	8/12/2021		16.67	724.30
	6/6/2022		17.92	723.05
	8/8/2022		18.10	722.87
	11/15/2022		18.86	722.11
	2/8/2023		17.83	723.14
MW-36	11/16/2020	741.80	21.23	720.57
	3/1/2021		18.51	723.29
	8/12/2021		17.65	724.15
	3/17/2022		15.44	726.36
	6/6/2022		7.71	734.09
	8/8/2022		19.02	722.78
	11/15/2022		19.81	721.99
	2/8/2023		18.46	723.34
MW-36D	11/16/2020	741.55	21.03	720.52
	3/1/2021		18.28	723.27
	8/12/2021		17.42	724.13
	6/6/2022		11.20	730.35
	8/8/2022		18.81	722.74
	11/15/2022		19.59	721.96
	2/8/2023		18.22	723.33
MW-37	11/16/2020	741.96	20.27	721.69
	3/1/2021		18.85	723.11
	8/12/2021		17.99	723.97
	3/17/2022		NS	NS
	6/6/2022		17.58	724.38
	8/8/2022		19.30	722.66
	11/15/2022		20.05	721.91
	2/8/2023		19.05	722.91

Well Identification	Date	Well Elevation (feet)	Depth to Groundwater	Groundwater Elevation
MW-37D	11/16/2020	741.95	20.28	721.67
	3/1/2021		18.81	723.14
	8/12/2021		18.02	723.93
	6/6/2022		17.61	724.34
	8/8/2022		19.33	722.62
	11/15/2022		20.08	721.87
	2/8/2023		19.07	722.88
MW-38	11/16/2020	738.90	17.63	721.27
	3/1/2021		16.23	722.67
	8/12/2021		16.62	722.28
	3/17/2022		13.40	725.50
	6/6/2022		15.81	723.09
	8/8/2022		16.85	722.05
	11/15/2022		17.57	721.33
	2/8/2023		16.50	722.40
MW-38D	11/16/2020	739.17	17.91	721.26
	3/1/2021		16.49	722.68
	8/12/2021		15.92	723.25
	3/17/2022		13.69	725.48
	6/6/2022		15.63	723.54
	8/8/2022		17.12	722.05
	11/15/2022		17.82	721.35
	2/8/2023		16.78	722.39
MW-39	11/16/2020	739.33	17.95	721.38
	3/1/2021		16.59	722.74
	8/12/2021		15.87	723.46
	6/6/2022		15.49	723.84
	8/8/2022		17.13	722.20
	11/17/2022		Well Inaccessible	
	2/8/2023		Well Inaccessible	
MW-39D	11/16/2020	739.34	17.96	721.38
	3/1/2021		16.58	722.76
	8/12/2021		15.91	723.43
	6/6/2022		15.52	723.82
	8/8/2022		17.18	722.16
	11/17/2022		17.85	721.49
	2/8/2023		16.83	722.51
MW-40	11/16/2020	738.75	9.11	729.64
	3/1/2021		4.01	734.74
	8/12/2021		7.67	731.08
	6/6/2022		7.62	731.13
	8/8/2022		8.82	729.93
	11/16/2022		9.45	729.30
	2/8/2023		5.95	732.80

Well Identification	Date	Well Elevation (feet)	Depth to Groundwater	Groundwater Elevation
MW-40D	11/16/2020	738.52	20.45	718.07
	3/1/2021		13.19	725.33
	8/12/2021		13.26	725.26
	6/6/2022		13.26	725.26
	8/8/2022		15.09	723.43
	11/16/2022		15.06	723.46
	2/8/2023		13.75	724.77
MW-41	11/16/2020	734.03	13.57	720.46
	3/1/2021		11.88	722.15
	8/12/2021		12.24	721.79
	6/6/2022		11.98	722.05
	8/8/2022		12.78	721.25
	11/17/2022		13.63	720.40
	2/8/2023		12.27	721.76
MW-41D	11/16/2020	734.02	13.56	720.46
	3/1/2021		11.86	722.16
	8/12/2021		12.23	721.79
	3/17/2022		10.41	723.61
	6/6/2022		11.95	722.07
	8/8/2022		12.76	721.26
	11/17/2022		13.60	720.42
	2/8/2023		12.60	721.42
MW-42	11/16/2020	732.26	11.95	720.31
	3/1/2021		9.87	722.39
	8/12/2021		10.79	721.47
	3/15/2022		8.74	723.52
	6/6/2022		11.90	720.36
	8/8/2022		11.29	720.97
	11/18/2022		11.99	720.27
	2/8/2023		10.65	721.61
MW-42D	11/16/2020	732.23	12.03	720.20
	3/1/2021		9.81	722.42
	8/12/2021		10.90	721.33
	3/15/2022		8.44	723.79
	6/6/2022		11.99	720.24
	8/8/2022		11.26	720.97
	11/18/2022		11.96	720.27
	2/8/2023		10.61	721.62
MW-43	11/16/2020	733.36	12.99	720.37
	3/1/2021		10.34	723.02
	8/12/2021		11.95	721.41
	3/16/2022		9.58	723.78
	6/6/2022		11.81	721.55
	8/8/2022		12.33	721.03
	11/16/2022		13.05	720.31
	2/8/2023		11.66	721.70

Well Identification	Date	Well Elevation (feet)	Depth to Groundwater	Groundwater Elevation
MW-43D	11/16/2020	733.17	12.81	720.36
	3/1/2021		10.27	722.90
	8/12/2021		11.76	721.41
	3/16/2022		9.44	723.73
	6/6/2022		11.77	721.40
	8/8/2022		12.11	721.06
	11/16/2022		12.86	720.31
	2/8/2023		11.48	721.69
MW-44	11/16/2020	728.73	8.37	720.36
	3/1/2021		6.55	722.18
	8/12/2021		7.19	721.54
	3/17/2022		5.41	723.32
	6/6/2022		7.19	721.54
	8/8/2022		7.95	720.78
	11/15/2022		8.40	720.33
	2/8/2023		7.43	721.30
MW-44D	11/16/2020	728.71	8.35	720.36
	3/1/2021		6.54	722.17
	8/12/2021		7.19	721.52
	3/17/2022		5.39	723.32
	6/6/2022		7.08	721.63
	8/8/2022		7.97	720.74
	11/15/2022		8.39	720.32
	2/8/2023		7.39	721.32
MW-45	11/16/2020	729.59	9.41	720.18
	3/1/2021		7.42	722.17
	8/12/2021		8.50	721.09
	3/17/2022		6.85	722.74
	6/6/2022		8.10	721.49
	8/8/2022		9.06	720.53
	11/17/2022		9.51	720.08
	2/8/2023		8.11	721.48
MW-45D	11/16/2020	729.34	9.17	720.17
	3/1/2021		7.20	722.14
	8/12/2021		8.25	721.09
	3/17/2022		6.60	722.74
	6/6/2022		7.87	721.47
	8/8/2022		8.85	720.49
	11/21/2022		9.25	720.09
	2/8/2023		7.87	721.47
MW-46	11/16/2020	730.43	9.74	720.69
	3/1/2021		6.89	723.54
	8/12/2021		9.77	720.66
	6/6/2022		9.56	720.87
	8/8/2022		9.07	721.36
	11/22/2022		9.99	720.44
	2/8/2023		8.28	722.15

Well Identification	Date	Well Elevation (feet)	Depth to Groundwater	Groundwater Elevation
MW-46I	11/16/2020	730.74	10.01	720.73
	3/1/2021		7.17	723.57
	8/12/2021		9.85	720.89
	6/6/2022		9.48	721.26
	8/8/2022		9.34	721.40
	11/22/2022		10.31	720.43
	2/8/2023		8.55	722.19
MW-46D	11/16/2020	730.65	9.91	720.74
	3/1/2021		7.05	723.60
	8/12/2021		9.96	720.69
	6/6/2022		9.79	720.86
	8/8/2022		9.25	721.40
	11/22/2022		10.21	720.44
	2/8/2023		8.43	722.22
MW-47	11/16/2020	728.74	8.34	720.40
	3/1/2021		4.16	724.58
	8/12/2021		7.37	721.37
	6/6/2022		7.79	720.95
	8/8/2022		7.63	721.11
	11/21/2022		8.76	719.98
	2/8/2023		5.03	723.71
MW-47I	11/16/2020	729.58	8.12	721.46
	3/1/2021		5.31	724.27
	8/12/2021		8.01	721.57
	6/6/2022		7.89	721.69
	8/8/2022		7.45	722.13
	11/21/2022		8.24	721.34
	2/8/2023		6.72	722.86
MW-47D	11/16/2020	728.33	7.81	720.52
	3/1/2021		5.01	723.32
	8/12/2021		7.72	720.61
	6/6/2022		7.98	720.35
	8/8/2022		7.10	721.23
	11/21/2022		8.02	720.31
	2/8/2023		6.41	721.92
MW-48	11/16/2020	728.49	8.76	719.73
	3/1/2021		6.11	722.38
	8/12/2021		8.60	719.89
	3/17/2022		7.75	720.74
	6/6/2022		9.95	718.54
	8/8/2022		7.11	721.38
	11/21/2022		8.91	719.58
	2/8/2023		7.80	720.69

Well Identification	Date	Well Elevation (feet)	Depth to Groundwater	Groundwater Elevation
MW-48D	11/16/2020	727.77	8.04	719.73
	3/1/2021		5.27	722.50
	8/12/2021		9.92	717.85
	3/17/2022		6.12	721.65
	6/6/2022		7.53	720.24
	8/8/2022		8.08	719.69
	11/21/2022		8.32	719.45
	2/8/2023		6.83	720.94
MW-49	11/16/2020	725.01	5.97	719.04
	3/1/2021		3.62	721.39
	8/12/2021		6.01	719.00
	6/6/2022		5.53	719.48
	8/8/2022		5.88	719.13
	11/21/2022		6.26	718.75
	2/8/2023		5.24	719.77
MW-49D	11/16/2020	725.11	5.78	719.33
	3/1/2021		4.38	720.73
	8/12/2021		5.49	719.62
	6/6/2022		4.59	720.52
	8/8/2022		5.57	719.54
	11/21/2022		5.92	719.19
	2/8/2023		4.45	720.66
MW-50	8/12/2021	737.81	4.41	733.40
	3/17/2022		1.04	736.77
	6/6/2022		2.13	735.68
	8/8/2022		3.47	734.34
	11/16/2022		4.29	733.52
	2/8/2023		2.01	735.80
MW-50D	8/12/2021	737.61	2.16	735.45
	3/17/2022		1.06	736.55
	6/6/2022		1.69	735.92
	8/8/2022		3.14	734.47
	11/16/2022		4.07	733.54
	2/8/2023		1.78	735.83
MW-51	8/12/2021	737.82	6.55	731.27
	3/17/2022		3.71	734.11
	6/6/2022		5.91	731.91
	8/8/2022		7.55	730.27
	11/16/2022		7.41	730.41
	2/8/2023		5.85	731.97
MW-52	8/12/2021	739.64	8.56	731.08
	6/6/2022		7.90	731.74
	8/8/2022		9.33	730.31
	11/16/2022		10.18	729.46
	2/8/2023		7.77	731.87

Well Identification	Date	Well Elevation (feet)	Depth to Groundwater	Groundwater Elevation
MW-52D	8/12/2021	739.46	8.42	731.04
	6/6/2022		7.44	732.02
	8/8/2022		9.28	730.18
	11/16/2022		10.14	729.32
	2/8/2023		7.65	731.81
MW-53S	11/17/2022	732.16	11.82	720.34
	2/8/2023		10.40	721.76
MW-53D	11/17/2022	732.13	11.83	720.3
	2/8/2023		10.53	721.6
MW-54S	11/17/2022	732.1	11.74	720.36
	2/8/2023		10.35	721.75
MW-54D	11/17/2022	731.81	11.42	720.39
	2/8/2023		10.08	721.73
MW-55S	11/17/2022	731.37	12.08	719.29
	2/8/2023		10.79	720.58
MW-55D	11/17/2022	731.88	11.84	720.04
	2/8/2023		10.2	721.68
MW-56S	11/17/2022	731.75	11.38	720.37
	2/8/2023		10.00	721.75
MW-56D	11/17/2022	733.12	12.81	720.31
	2/8/2023		11.41	721.71
MW-57S	11/17/2022	731.13	10.82	720.31
	2/8/2023		9.53	721.6
MW-57D	11/17/2022	731.47	11.33	720.14
	2/8/2023		9.85	721.62
MW-58S	11/17/2022	731.44	11.31	720.13
	2/8/2023		9.88	721.56
MW-58D	11/17/2022	731.48	11.21	720.27
	2/8/2023		9.91	721.57
MW-59D (TMW-8D)	11/5/2021	728.38	6.10	721.49
	12/1/2021		6.58	721.01
	6/2022		TMW-8D converted to MW59D	
	2/8/2023		6.77	721.61
MW-60S (TMW-9S)	11/5/2021	730.34	7.90	721.50
	12/1/2021		8.40	721.00
	6/2022		TMW-9S converted to MW-60S	
	2/8/2023		8.80	721.54
MW-60I (TMW-9I)	11/5/2021	730.26	6.80	721.54
	12/1/2021		7.33	721.01
	6/2022		TMW-9I converted to MW-60I	
	2/8/2023		8.88	721.38
MW-60D (TMW-9D)	11/5/2021	730.22	8.00	722.00
	12/1/2021		8.49	721.51
	6/2022		TMW-9D converted to MW60D	
	2/8/2023		8.80	721.42

Well Identification	Date	Well Elevation (feet)	Depth to Groundwater	Groundwater Elevation
MW-61I (TMW-10I)	11/5/2021	730.74	7.50	721.46
	12/1/2021		7.98	720.98
	6/2022		TMW10I converted to MW-61I	
	2/8/2023		9.28	721.46
MW-61D (TMW-10D)	11/5/2021	730.80	8.60	721.40
	12/1/2021		9.01	720.99
	6/2022		TMW-10D converted to MW-61D	
	2/8/2023		9.21	721.59
MW-62I (TMW-12I)	12/1/2021	728.03	6.87	720.83
	6/2022		TMW-12I converted to MW-62I	
	2/8/2023		6.04	721.99
MW-62D (TMW-12D)	11/5/2021	728.12	5.60	721.43
	12/1/2021		6.18	720.85
	6/2022		TMW-12D converted to MW-62D	
	2/8/2023		6.20	721.92
MW-63I (TMW-13I)	11/5/2021	728.70	6.40	721.50
	12/1/2021		6.91	720.99
	6/2022		TMW-13I converted to MW-63I	
	2/8/2023		6.81	721.89
MW-63D (TMW-13D)	11/5/2021	728.69	6.60	721.58
	12/1/2021		7.11	721.07
	6/2022		MW-13D converted to MW-63D	
	2/8/2023		6.82	721.87
MW-64I	2/8/2023	729.86	7.71	722.15
MW-64D	2/8/2023	729.81	7.59	722.22
TMW-8S	11/5/2021	727.04	4.60	722.44
	12/1/2021		4.74	722.30
	6/2022		Well Abandoned	
TMW-10S	11/5/2021	729.90	8.40	721.50
	12/1/2021		8.90	721.00
	6/2022		Well Abandoned	
TMW-11D	11/5/2021	727.69	6.20	721.49
	12/1/2021		6.64	721.05
	6/2022		Well Abandoned	
TMW-14	11/5/2021	728.73	7.60	721.13
	12/1/2021		8.08	720.65
	6/2022		Well Abandoned	

Well Elevation = Top of the 2" Diameter Pipe NS=Not Sampled

TABLE 3
1Q2023 PRE AND POST INJECTION FIELD PARAMETERS
HRID / Former Houghland Tomato Cannery Property
Franklin, Indiana

Sample Identification	Date Collected	pH	Oxidation-Reduction Potential (mV)	Dissolved Oxygen (mg/L)
HRID Property Quarterly Wells				
MW-11	11/17/2020	7.08	71	0.37
	Remedial Injections - Fall 2021			
	3/14/2022	NS	NS	NS
	6/6/2022	7.55	-135.1	0.04
	8/9/2022	7.28	-113.2	0.09
	11/14/2022	6.47	-205.1	0.09
	2/9/2023	5.48	103.3	0.00
MW-12	08/18/2021	7.52	148	2.93
	Remedial Injections - Fall 2021			
	03/14/2022	7.02	203	3.53
	6/8/2022	7.24	66.4	2.24
	8/10/2022	7.00	183.3	1.92
	11/18/2022	6.58	271.4	0.69
	2/10/2023	6.47	17.6	0.86
MW-12D	08/17/2021	7.52	-29	0.00
	Remedial Injections - Fall 2021			
	03/14/2022	8.29	374	0.00
	6/8/2022	8.71	-386.6	0.01
	8/10/2022	8.27	-249.4	0.01
	11/17/2022	7.77	-258.8	0
	2/10/2023	7.81	-80.7	0.00
MW-14	11/18/2020	7.28	-55	0.00
	Remedial Injections - Fall 2021			
	03/16/2022	7.29	-40.00	0.03
	6/8/2022	7.86	-145.7	0.03
	8/11/2022	7.67	-68.5	0.07
	11/16/2022	7.69	-1	0.22
	2/16/2023	7.49	-97.4	0.03
MW-14D	11/18/2020	6.96	21	0.00
	Remedial Injections - Fall 2021			
	03/16/2022	6.7	6.3	0.00
	6/8/2022	7.27	-86.4	0.02
	8/11/2022	7.21	-21.5	0.04
	11/16/2022	7.18	284.7	0.09
	2/16/2023	7.08	-43.0	0.05
MW-15	08/13/2021	7.41	274	0.54
	Remedial Injections - Fall 2021			
	03/16/2022	6.95	77	3.11
	6/9/2022	7.27	-4.4	0.06
	8/11/2022	7.21	44.6	0.03
	11/16/2022	7.24	19.5	0.36
	2/17/2023	7.28	0.7	0.04
MW-15D	08/13/2021	7.73	-85	0.12
	Remedial Injections - Fall 2021			
	03/16/2022	6.85	-56	0.00
	6/9/2022	7.31	-94	0.02
	8/11/2022	7.18	-1.7	0.08
	11/16/2022	7.21	4.8	0.04
	2/17/2023	7.29	-86.7	0.04

Sample Identification	Date Collected	pH	Oxidation-Reduction Potential (mV)	Dissolved Oxygen (mg/L)
MW-22	08/13/2021	6.94	152	1.97
	Remedial Injections - Fall 2021			
	03/15/2022	6.78	22	1.75
	6/8/2022	7.19	-39.4	0.03
	8/9/2022	6.68	-17.2	0.01
	11/17/2022	6.81	-67.6	0
	2/9/2023	6.01	93.3	0.04
MW-22D	08/13/2021	7.03	113	2.17
	Remedial Injections - Fall 2021			
	03/15/2022	7.01	-17	0.00
	6/8/2022	7.36	47.7	0.05
	8/9/2022	6.85	46.7	0.03
	11/17/2022	7.03	16.6	0
	2/15/2023	5.46	145.9	0.00
MW-23	3/11/2019	6.98	106	1.66
	Remedial Injections - Fall 2021			
	03/15/2022	6.81	-137	0.01
	6/6/2022	6.59	-45.7	0.05
	8/9/2022	6.6	-80.7	0.57
	11/14/2022	5.97	-120.9	1.16
	2/9/2023	6.12	80.1	0.02
MW-24	08/18/2021	7.44	186	3.45
	Remedial Injections - Fall 2021			
	03/17/2022	6.96	75	2.68
	6/7/2022	7.28	162.1	0.2
	8/8/2022	7.12	102.2	0.21
	11/15/2022	6.81	48	1.24
	2/17/2023	7.01	237.1	0.59
MW-26	08/12/2021	6.75	182	2.72
	Remedial Injections - Fall 2021			
	03/16/2022	7.31	-130	0.01
	6/6/2022	7.45	-109.4	0.13
	8/8/2022	7.22	-80.9	0.01
	11/15/2022	6.92	-49.9	0.09
	2/16/2023	6.90	6.9	0.96
MW-32 (Deep Well paired with MW-26)	08/12/2021	7.07	144	1.21
	Remedial Injections - Fall 2021			
	03/16/2022	7.14	19	0.1
	6/6/2022	7.25	37.3	0.08
	8/8/2022	7.19	168.8	0.08
	11/15/2022	6.95	23.1	0
	2/16/2023	7.03	42.5	0.02
MW-29	3/27/2019	7.04	99	4.41
	Remedial Injections - Fall 2021			
	03/14/2022	7.13	-178	0.00
	6/8/2022	7.22	-86	0.19
	8/10/2022	7.04	-70.2	0.00
	11/17/2022	6.82	-95	0
	2/9/2023	5.84	87.0	0.05

Sample Identification	Date Collected	pH	Oxidation-Reduction Potential (mV)	Dissolved Oxygen (mg/L)
MW-29D	08/16/2021	7.15	-84	0.21
	Remedial Injections - Fall 2021			
	03/14/2022	7.13	-87	0.00
	6/8/2022	7.29	-28.0	0.03
	8/10/2022	7.15	4.5	0.02
	11/17/2022	6.68	-45.6	0
	2/9/2023	6.45	43.0	0.00
MW-30	08/16/2021	7.33	-10	0.39
	Remedial Injections - Fall 2021			
	03/15/2022	7.09	-127	0.04
	6/6/2022	7.39	-111.4	0.1
	8/9/2022	7.25	-122.5	0.12
	11/14/2022	6.48	-194.8	0.11
	2/9/2023	6.39	79.3	0.00
MW-33	08/13/2021	7.14	145	0.71
	Remedial Injections - Fall 2021			
	03/16/2022	7.18	10	0.00
	6/7/2022	7.31	153.6	0.06
	8/9/2022	7.00	62	0.03
	11/16/2022	7.2	50	0.03
	2/17/2023	7.21	190.1	0.01
MW-33D	08/13/2021	7.19	70	0.74
	Remedial Injections - Fall 2021			
	03/16/2022	7.17	-32	0.15
	6/7/2022	7.38	41.6	0.03
	8/9/2022	6.99	69.9	0.00
	11/16/2022	7.2	59.4	0.04
	2/10/2023	6.69	28.7	0.00
MW-36	08/18/2021	7.58	189	3.43
	Remedial Injections - Fall 2021			
	03/17/2022	6.93	65	7.31
	6/9/2022	7.38	375	4.91
	8/8/2022	7.08	187.9	1.20
	11/15/2022	6.94	252.8	2.59
	2/17/2023	7.22	240.4	5.44
MW-37	08/16/2021	7.05	151	3.05
	Remedial Injections - Fall 2021			
	03/16/2022	7.14	10	0.03
	6/6/2022	7.32	14.3	0.23
	8/8/2022	7.12	122.7	0.11
	11/15/2022	6.86	9.5	0.03
	2/9/2023	5.6	98.1	0.05
MW-39	08/13/2021	6.82	139	3.26
	Remedial Injections - Fall 2021			
	03/16/2022	6.9	132	1.15
	6/6/2022	7.09	86.2	1.25
	8/8/2022	7.12	-44.6	0.05
	11/17/2022	Well obstructed and not sampled		
	2/9/2023	NS	NS	NS

Sample Identification	Date Collected	pH	Oxidation-Reduction Potential (mV)	Dissolved Oxygen (mg/L)
MW-40	08/16/2021	7.29	16	0.14
	Remedial Injections - Fall 2021			
	03/16/2022	6.76	84	0.00
	6/7/2022	7.79	-104.1	0.07
	8/10/2022	6.83	78.9	0.39
	11/16/2022	6.79	17.8	0
	2/16/2023	6.91	7.4	0.00
MW-41	08/13/2021	6.98	115	1.09
	Remedial Injections - Fall 2021			
	03/14/2022	7.18	-110	0.09
	6/8/2022	7.32	-87.9	0.03
	8/10/2022	7.04	13.2	0.04
	11/17/2022	6.68	-40.5	0
	2/16/2023	6.91	-87.0	0.02
MW-41D	08/13/2021	7.05	-40	0.23
	Remedial Injections - Fall 2021			
	03/17/2022	6.98	-78	0.00
	6/8/2022	7.5	-136	0.04
	8/10/2022	7.24	-80.6	0.06
	11/17/2022	6.86	-98.4	0
	2/14/2023	6.57	71.0	0.00
MW-42	08/16/2021	7.07	124	1.1
	Remedial Injections - Fall 2021			
	03/15/2022	7.05	70	5.15
	6/9/2022	7.29	342.7	2.07
	8/10/2022	7.74	78.4	8.87
	11/18/2022	6.59	181.5	0.28
	2/15/2023	6.48	81.2	0.52
MW-42D	08/16/2021	7.15	-39	0.58
	Remedial Injections - Fall 2021			
	03/15/2022	7.04	-38	0.06
	6/9/2022	7.35	-49.4	0.03
	8/10/2022	7.18	10.8	0.00
	11/18/2022	6.63	-12.6	0.00
	2/15/2023	5.67	132.7	0.00
MW-43	08/12/2021	6.6	147	2.62
	Remedial Injections - Fall 2021			
	03/16/2022	6.61	106	0.38
	6/9/2022	6.62	87.5	0.04
	8/11/2022	6.75	74.4	0.02
	11/16/2022	6.84	34.8	0.1
	2/17/2023	6.80	84.1	0.90
MW-43D	08/12/2021	7.06	-25	0.11
	Remedial Injections - Fall 2021			
	03/16/2022	6.9	8	0.00
	6/9/2022	7.05	-46.1	0.02
	8/11/2022	7.15	2.9	0.00
	11/16/2022	7.13	14.6	0.07
	2/17/2023	7.15	-51.3	0.02

Sample Identification	Date Collected	pH	Oxidation-Reduction Potential (mV)	Dissolved Oxygen (mg/L)
MW-46I	08/17/2021	7.76	-62	0.49
	Remedial Injections - Fall 2021			
	3/15/2022	NS	NS	NS
	6/8/2022	7.38	-110.3	0.04
	8/11/2022	7.27	-59.8	0.04
	11/22/2022	6.58	-70.6	0
	2/10/2023	6.56	44.9	0.00
Kasting Property Quaterly Wells				
MW-53S (TMW-1)	3/25/2019	6.87	158	8.66
	Remedial Injections Spring 2022			
	11/16/2022	7.21	78.9	5.4
	2/13/2023	5.48	182.9	4.74
MW-53D (TMW-1D)	3/25/2019	6.86	-42	0.28
	Remedial Injections Spring 2022			
	11/16/2022	7.48	17.7	0.63
	2/15/2023	6.27	204.7	0.00
MW-54S (TMW-2)	3/26/2019	7.14	113	2.09
	Remedial Injections Spring 2022			
	11/17/2022	7.16	44.9	3.66
	2/13/2023	5.49	193.0	3.06
MW-54D (TMW-2D)	3/26/2019	7.07	-58	0.11
	Remedial Injections Spring 2022			
	11/17/2022	7.34	-0.8	1.05
	2/13/2023	5.81	163.2	0.00
MW-55S (TMW-3)	3/26/2019	7.2	158	7.67
	Remedial Injections Spring 2022			
	11/17/2022	7.35	75.5	1.02
	2/15/2023	6.07	236.5	1.36
MW-55D (TMW-3D)	3/26/2019	7.06	16	0.32
	Remedial Injections Spring 2022			
	11/17/2022	7.67	0.4	0.16
	2/13/2023	6.16	124.9	0.00
MW-56S (TMW-4)	3/26/2019	7.16	-13	0.47
	Remedial Injections Spring 2022			
	11/17/2022	7.14	72.2	5.38
	2/13/2023	5.4	212.2	3.30
MW-56D (TMW-4D)	3/26/2019	6.84	-14	0.0
	Remedial Injections Spring 2022			
	11/17/2022	7.48	-20.2	0.14
	2/13/2023	5.7	188.6	0.00
MW-57S (TMW-5)	3/26/2019	7.08	84	1.92
	Remedial Injections Spring 2022			
	11/17/2022	7.11	60.3	0.16
	2/15/2023	5.93	244.8	0.61
MW-57D (TMW-5D)	3/26/2019	7.00	44	0.16
	Remedial Injections Spring 2022			
	11/17/2022	7.26	-21.1	0.05
	2/14/2023	6.58	191.8	0.00

Sample Identification	Date Collected	pH	Oxidation-Reduction Potential (mV)	Dissolved Oxygen (mg/L)
MW-58S (TMW-6)	3/27/2019	7.28	150	1.29
	Remedial Injections Spring 2022			
	11/17/2022	7.22	33.7	0.33
	2/14/2023	6.54	205.1	1.15
MW-58D (TMW-6D)	3/27/2019	7.12	-25	2.02
	Remedial Injections Spring 2022			
	11/17/2022	7.47	22.7	0.15
	2/14/2023	6.71	221.2	0.00
MW-59D (TMW-8D)	12/2/2021	7.2	-92	0.77
	Remedial Injections Spring 2022			
	11/17/2022	NS	NS	NS
	2/13/2023	6.71	175.5	0.00
MW-60S (TMW-9S)	12/2/2021	6.91	12	0.62
	Remedial Injections Spring 2022			
	11/17/2022	NS	NS	NS
	2/13/2023	6.60	222.7	0.08
MW-60i (TMW-9i)	12/2/2021	7.32	-41	1.2
	Remedial Injections Spring 2022			
	11/17/2022	NS	NS	NS
	2/15/2023	6.04	132.3	0.00
MW-60D (TMW-9D)	12/2/2021	6.97	-86	0.42
	Remedial Injections Spring 2022			
	11/17/2022	NS	NS	NS
	2/15/2023	6.05	78.8	0.00
MW-61i (TMW-10i)	12/2/2021	6.85	-40	5.94
	Remedial Injections Spring 2022			
	11/17/2022	NS	NS	NS
	2/13/2023	6.69	228.8	0.06
MW-61D (TMW-10D)	12/2/2021	6.94	-87	0.52
	Remedial Injections Spring 2022			
	11/17/2022	NS	NS	NS
	2/10/2023	6.70	15.4	0.01
MW-62i (TMW-12i)	12/2/2021	6.8	-28	0.4
	Remedial Injections Spring 2022			
	11/17/2022	NS	NS	NS
	2/10/2023	7.01	-25.3	0.00
MW-62D (TMW-12D)	12/1/2021	6.9	-121	6.84
	Remedial Injections Spring 2022			
	11/17/2022	NS	NS	NS
	2/10/2023	6.88	8.2	0.00
MW-63i (TMW-13i)	12/1/2021	6.82	-59	0.3
	Remedial Injections Spring 2022			
	11/17/2022	NS	NS	NS
	2/10/2023	6.67	5.9	0.00
MW-63D (TMW-13D)	12/1/2021	7.06	-105	0.53
	Remedial Injections Spring 2022			
	11/17/2022	NS	NS	NS
	2/10/2023	6.80	-3.3	0.09

Sample Identification	Date Collected	pH	Oxidation-Reduction Potential (mV)	Dissolved Oxygen (mg/L)
MW-64i	No Data			
	Remedial Injections Spring 2022			
	11/22/2022	6.43	-14.3	0
	2/10/2023	6.55	41.3	0.01
MW-64D	No Data			
	Remedial Injections Spring 2022			
	11/22/2022	6.92	-30.8	0.06
	2/10/2023	6.90	25.4	0.01

Notes

ORP <0.0 mV or DO <1.0 mg/L

NS = Not Sampled

TABLE 4
1Q2023 ON-SITE GROUNDWATER ANALYTICAL RESULTS AND POST-INJECTION TRENDS
HRID / Former Houghland Tomato Cannery Property
Franklin, Indiana

		PCE	TCE	cDCE	tDCE	VC	Other VOCs
IDEM RCG Residential TWSL's		**5**	**5**	**70**	**100**	**2**	**Varies**
IDEM RCG Residential VESL's		**110**	**9.1**	**NE**	**NE**	**2.1**	**Varies**
IDEM RCG Industrial VESL's		**470**	**38**	**NE**	**NE**	**35**	**Varies**
Sample Identification	**Date Collected**	**Analytical Results in micrograms per liter (ug/L)**					
Quarterly Wells							
MW-11	3/29/2019	**45.3**	**31.5**	<5.0	<5.0	<2.0	BRL
	11/17/2020	**110**	**37.5**	<5.0	<5.0	<2.0	BRL
	Remedial Injections - Fall 2021						
	3/14/2022	NS	NS	NS	NS	NS	BRL
	6/6/2022	**40.6**	**14.8**	**298**	<5.0	<2.0	BRL
	08/09/2022	**9.0**	**6.4**	**280**	<5.0	<2.0	
	11/14/2022	<5.0	<5.0	**187**	<5.0	**7.5**	BRL
	02/09/2023	<5.0	<5.0	**26.1**	<5.0	<2.0	BRL
	CHANGE	↓	↓	↑	NA	NA	
MW-12	11/17/2020	<5.0	**55.3**	<5.0	<5.0	<2.0	BRL
	08/18/2021	<5.0	**39.2**	<5.0	<5.0	<2.0	BRL
	Remedial Injections - Fall 2021						
	03/14/2022	<5.0	**24.5**	<5.0	<5.0	<2.0	BRL
	6/8/2022	<5.0	**48.7**	<5.0	<5.0	<2.0	BRL
	08/10/2022	<5.0	**52.6**	<5.0	<5.0	<2.0	
	11/18/2022	<5.0	**51.5**	<5.0	<5.0	<2.0	BRL
	02/10/2023	<5.0	**51.3**	<5.0	<5.0	<2.0	BRL
	CHANGE	NA		NA	NA	NA	
MW-12D	11/17/2020	<5.0	<5.0	<5.0	<5.0	<2.0	BRL
	08/17/2021	<5.0	<5.0	<5.0	<5.0	<2.0	BRL
	Remedial Injections - Fall 2021						
	03/14/2022	<5.0	<5.0	<5.0	<5.0	<2.0	BRL
	6/8/2022	<5.0	<5.0	<5.0	<5.0	<2.0	BRL
	08/10/2022	<5.0	<5.0	<5.0	<5.0	<2.0	
	11/17/2022	<5.0	<5.0	<5.0	<5.0	<2.0	BRL
	2/10/2023	<5.0	<5.0	<5.0	<5.0	<2.0	BRL
	CHANGE	NA	NA	NA	NA	NA	
MW-14	3/6/2019	<5.0	<5.0	<5.0	<5.0	<2.0	BRL
	11/18/2020	<5.0	<5.0	<5.0	<5.0	<2.0	BRL
	Remedial Injections - Fall 2021						
	03/16/2022	<5.0	<5.0	<5.0	<5.0	<2.0	BRL
	6/8/2022	<5.0	<5.0	<5.0	<5.0	<2.0	BRL
	8/11/2022	<5.0	<5.0	<5.0	<5.0	<2.0	
	11/16/2022	<5.0	<5.0	<5.0	<5.0	<2.0	BRL
	2/16/2023	<5.0	<5.0	<5.0	<5.0	<2.0	BRL
	CHANGE	NA	NA	NA	NA	NA	
MW-14D	4/1/2019	<5.0	**524**	**11.0**	<5.0	<2.0	BRL
	11/18/2020	<5.0	**439**	**23.5**	<5.0	<2.0	BRL
	Remedial Injections - Fall 2021						
	03/16/2022	<5.0	**234**	**25.2**	<5.0	<2.0	BRL
	6/8/2022	<5.0	**281**	**27.6**	<5.0	<2.0	BRL
	8/11/2022	<5.0	**285**	**33.9**	<5.0	<2.0	BRL
	11/16/2022	<5.0	**270**	**28.5**	<5.0	<2.0	BRL
	DUP2 11/16/2022	<5.0	**276**	**28.9**	<5.0	<2.0	BRL
	02/16/2023	<5.0	**272**	**35.9**	<5.0	<2.0	BRL
	CHANGE	NA	↓	↑	NA	NA	

		PCE	TCE	cDCE	tDCE	VC	Other VOCs
IDEM RCG Residential TWSL's		**5**	**5**	**70**	**100**	**2**	**Varies**
IDEM RCG Residential VESL's		**110**	**9.1**	**NE**	**NE**	**2.1**	**Varies**
IDEM RCG Industrial VESL's		**470**	**38**	**NE**	**NE**	**35**	**Varies**
Sample Identification	**Date Collected**	**Analytical Results in micrograms per liter (ug/L)**					
MW-15	11/18/2020	<5.0	**32.6**	<5.0	<5.0	<2.0	BRL
	08/13/2021	<5.0	**35.1**	<5.0	<5.0	<2.0	BRL
	Remedial Injections - Fall 2021						
	03/16/2022	<5.0	**13.5**	<5.0	<5.0	<2.0	BRL
	6/9/2022	<5.0	**36.8**	<5.0	<5.0	<2.0	BRL
	8/11/2022	<5.0	**44.2**	<5.0	<5.0	<2.0	BRL
	11/16/2022	<5.0	**32.2**	<5.0	<5.0	<2.0	BRL
	02/17/2023	<5.0	**38.0**	<5.0	<5.0	<2.0	BRL
	CHANGE	NA		NA	NA	NA	
MW-15D	11/18/2020	<5.0	<5.0	**588**	**54.2**	<2.0	BRL
	08/13/2021	<5.0	<5.0	**618**	**42.5**	<2.0	BRL
	Remedial Injections - Fall 2021						
	03/16/2022	<5.0	<5.0	**82.6**	<5.0	<2.0	BRL
	6/9/2022	<5.0	<5.0	**60.1**	<5.0	<2.0	BRL
	8/11/2022	<5.0	<5.0	**58**	<5.0	<2.0	BRL
	11/16/2022	<5.0	<5.0	**41.9**	<5.0	<2.0	BRL
	02/17/2023	<5.0	<5.0	**41.1**	<5.0	<2.0	BRL
	CHANGE	NA	NA	↓	↓	NA	
MW-22	11/17/2020	**11.8**	**68.7**	<5.0	<5.0	<2.0	BRL
	08/13/2021	**11.1**	**66.7**	<5.0	<5.0	<2.0	BRL
	Remedial Injections - Fall 2021						
	03/15/2022	<5.0	<5.0	**6.5**	<5.0	<2.0	BRL
	6/8/2022	**5.8**	**38.1**	**131**	<5.0	**6.7**	BRL
	8/9/2022	<5.0	<5.0	**168**	<5.0	**36.1**	BRL
	11/17/2022	<5.0	<5.0	**51.7**	<5.0	**92.9**	BRL
	DUP3 11/17/22	<5.0	<5.0	**50.5**	<5.0	**88.2**	BRL
	02/09/2023	<5.0	**8.1**	**72.4**	<5.0	**78.9**	BRL
	CHANGE	↓	↓	↑	NA	↑	
MW-22D	11/17/2020	**10.5**	**32.8**	<5.0	<5.0	<2.0	BRL
	08/13/2021	**10.4**	**33**	<5.0	<5.0	<2.0	BRL
	Remedial Injections - Fall 2021						
	03/15/2022	**11.5**	**37.8**	**10.6**	<5.0	<2.0	BRL
	6/8/2022	**13.6**	**41.4**	**61.9**	<5.0	**2.9**	BRL
	8/9/2022	**10.9**	**36.3**	**103**	<5.0	**14.3**	BRL
	11/17/2022	**10.3**	**31**	**111**	<5.0	**37.9**	BRL
	02/15/2023	**11.8**	**35.9**	**89.0**	<5.0	**36.6**	BRL
	CHANGE			↑	NA	↑	
MW-23	8/21/2017	**115**	**234**	<5.0	<5.0	<2.0	BRL
	3/11/2019	**15.7**	**21.9**	<5.0	<5.0	<2.0	BRL
	Remedial Injections - Fall 2021						
	03/15/2022	<5.0	<5.0	**731**	<5.0	**29.8**	BRL
	6/6/2022	<5.0	<5.0	**65.7**	<5.0	**3.0**	BRL
	8/9/2022	<5.0	<5.0	**192**	<5.0	**14.3**	BRL
	11/14/2022	<5.0	<5.0	**14.5**	<5.0	**4.7**	BRL
	02/09/2023	<5.0	<5.0	<5.0	<5.0	**2.5**	BRL
	CHANGE	↓	↓	NA	NA	↑	

		PCE	TCE	cDCE	tDCE	VC	Other VOCs
IDEM RCG Residential TWSL's		**5**	**5**	**70**	**100**	**2**	**Varies**
IDEM RCG Residential VESL's		**110**	**9.1**	**NE**	**NE**	**2.1**	**Varies**
IDEM RCG Industrial VESL's		**470**	**38**	**NE**	**NE**	**35**	**Varies**
Sample Identification	**Date Collected**	**Analytical Results in micrograms per liter (ug/L)**					
MW-24	11/16/2020	**64.9**	**35.9**	<5.0	<5.0	<2.0	BRL
	08/18/2021	**94**	**79**	<5.0	<5.0	<2.0	BRL
	Remedial Injections - Fall 2021						
	03/17/2022	**52.3**	**41.2**	**59.1**	<5.0	<2.0	BRL
	6/7/2022	**95.0**	**51.1**	**110**	<5.0	<2.0	BRL
	8/8/2022	**86.1**	**25.1**	**193**	<5.0	<2.0	BRL
	11/15/2022	**41.0**	**6.2**	**37.5**	<5.0	**8.3**	BRL
	02/17/2023	**40.8**	**8.3**	**11.1**	<5.0	**2.2**	BRL
	CHANGE	↓	↓	↑	NA	↑	
MW-26	11/17/2020	**27.9**	**47.6**	<5.0	<5.0	<2.0	BRL
	08/12/2021	**23.5**	**50.5**	<5.0	<5.0	<2.0	BRL
	Remedial Injections - Fall 2021						
	03/16/2022	<5.0	**8.1**	**11.1**	<5.0	**80.2**	BRL
	6/6/2022	**7.4**	**11.2**	<5.0	<5.0	**36.9**	BRL
	08/08/2022	**6.6**	**9.4**	<5.0	<5.0	**17.9**	
	11/15/2022	**9.3**	**11.8**	<5.0	<5.0	**8.1**	BRL
	02/16/2023	**11.0**	**18.7**	<5.0	<5.0	<2.0	BRL
	CHANGE	↓	↓	NA	NA	NA	
MW 32 (Deep Well paired with MW-26)	3/11/2019	**16.1**	**37.9**	<5.0	<5.0	<2.0	BRL
	03/28/2019	**15.8**	**29.5**	<5.0	<5.0	<5.0	BRL
	11/16/2020	**7.6**	**7.8**	**8.2**	<5.0	<2.0	BRL
	08/12/2021	**6.2**	<5.0	<5.0	<5.0	<2.0	BRL
	Remedial Injections - Fall 2021						
	03/16/2022	**12.5**	**22.3**	**29.8**	<5.0	<2.0	BRL
	6/6/2022	**15.0**	**26.4**	**33.8**	<5.0	<2.0	BRL
	8/8/2022	**8.3**	**15.1**	**22.9**	<5.0	<2.0	BRL
	11/15/2022	**10.6**	**22.6**	**29.0**	<5.0	<2.0	BRL
	02/16/2023	**9.9**	**15.4**	**17.5**	<5.0	<2.0	BRL
	CHANGE			↑	NA	NA	
MW-29	3/27/2019	**6.8**	**40.6**	<5.0	<5.0	<2.0	BRL
	08/16/2021	**13.5**	**47.8**	<5.0	<5.0	<2.0	BRL
	Remedial Injections - Fall 2021						
	03/14/2022	<5.0	<5.0	**41.0**	<5.0	<2.0	BRL
	6/8/2022	<5.0	<5.0	**67.0**	<5.0	<2.0	BRL
	8/10/2022	<5.0	<5.0	**102**	<5.0	<2.0	BRL
	11/17/2022	<5.0	<5.0	**46.1**	<5.0	**13.8**	BRL
	02/09/2023	<5.0	<5.0	**23.3**	<5.0	**8.0**	BRL
	CHANGE	↓	↓	↑	NA	↑	
MW-29D	11/17/2020	**7.4**	**75.9**	**90**	<5.0	<2.0	BRL
	08/16/2021	**13**	**122**	**47.5**	<5.0	<2.0	BRL
	Remedial Injections - Fall 2021						
	03/14/2022	**12.6**	**110**	**58.1**	<5.0	<2.0	BRL
	6/8/2022	**19.2**	**143**	**75.3**	<5.0	<2.0	BRL
	8/10/2022	**16.5**	**140**	**98.3**	<5.0	<2.0	BRL
	11/17/2022	**12.9**	**105**	**73.6**	<5.0	**7.9**	BRL
	02/09/2023	**13.9**	**103**	**73.7**	<5.0	**17.5**	BRL
	CHANGE			↑	NA	↑	

		PCE	TCE	cDCE	tDCE	VC	Other VOCs
IDEM RCG Residential TWSL's		5	5	70	100	2	Varies
IDEM RCG Residential VESL's		110	9.1	NE	NE	2.1	Varies
IDEM RCG Industrial VESL's		470	38	NE	NE	35	Varies
Sample Identification	Date Collected	Analytical Results in micrograms per liter (ug/L)					
MW-30	11/17/2020	636	214	<5.0	<5.0	<2.0	BRL
	08/16/2021	526	245	<5.0	<5.0	<2.0	BRL
	Remedial Injections - Fall 2021						
	03/15/2022	178	143	1430	6.4	79.9	BRL
	6/6/2022	19.5	13.0	4500	38.2	112	BRL
	8/9/2022	<5.0	<5.0	298	11.4	102	
	11/14/2022	<5.0	<5.0	521	18.3	108	BRL
	02/09/2023	<5.0	<5.0	44.9	6.0	45.0	BRL
	CHANGE	↓	↓	↑	↑	↑	
MW-33	11/17/2020	28.4	56.6	<5.0	<5.0	<2.0	BRL
	08/13/2021	29.5	63.8	<5.0	<5.0	<2.0	BRL
	Remedial Injections - Fall 2021						
	03/16/2022	31.1	57.1	27.5	<5.0	<2.0	BRL
	6/7/2022	35.3	53.3	19.6	<5.0	6.7	BRL
	8/9/2022	26.4	41.1	14.3	<5.0	5.3	
	11/16/2022	27.2	38.5	8.6	<5.0	<2.0	BRL
	02/17/2023	29.3	49.4	8.4	<5.0	<2.0	BRL
	CHANGE		↓	↑	NA	NA	
MW-33D	11/17/2020	24.6	68.6	<5.0	<5.0	<2.0	BRL
	08/13/2021	12.2	47.9	<5.0	<5.0	<2.0	BRL
	Remedial Injections - Fall 2021						
	03/16/2022	28.9	93.7	5.8	<5.0	<2.0	BRL
	6/7/2022	36.5	109	5.7	<5.0	<2.0	BRL
	6/7/2022 DUP A	35.8	107	5.6	<5.0	<2.0	BRL
	8/9/2022	30.0	97.3	9.8	<5.0	<2.0	BRL
	11/16/2022	19.3	46.7	<5.0	<5.0	<2.0	BRL
	02/10/2023	35.2	101	5.4	<5.0	<2.0	BRL
	CHANGE			↑	NA	NA	
MW-36	03/05/2021	9.2	38.4	<5.0	<5.0	<2.0	BRL
	08/18/2021	<5.0	12.2	<5.0	<5.0	<2.0	BRL
	Remedial Injections - Fall 2021						
	03/17/2022	26.1	80.6	<5.0	<5.0	<2.0	BRL
	6/9/2022	19.6	52.9	<5.0	<5.0	<2.0	BRL
	8/8/2022	8.9	23.5	<5.0	<5.0	<2.0	BRL
	11/15/2022	<5.0	<5.0	<5.0	<5.0	<2.0	BRL
	02/17/2023	14.1	20.2	<5.0	<5.0	<2.0	BRL
	CHANGE			NA	NA	NA	
MW-37	03/05/2021	17.8	12.6	<5.0	<5.0	<2.0	BRL
	08/16/2021	22.5	23.9	<5.0	<5.0	<2.0	BRL
	Remedial Injections - Fall 2021						
	03/16/2022	26.3	38.5	<5.0	<5.0	<2.0	BRL
	6/6/2022	32.7	35.8	<5.0	<5.0	<2.0	BRL
	6/6/2022 DUP B	32.5	36.1	<5.0	<5.0	<2.0	BRL
	8/8/2022	22.4	23.3	<5.0	<5.0	<2.0	BRL
	11/15/2022	26.9	16	<5.0	<5.0	<2.0	BRL
	02/09/2023	26.9	9.6	<5.0	<5.0	<2.0	BRL
	CHANGE		↓	NA	NA	NA	

		PCE	TCE	cDCE	tDCE	VC	Other VOCs
IDEM RCG Residential TWSL's		**5**	**5**	**70**	**100**	**2**	**Varies**
IDEM RCG Residential VESL's		**110**	**9.1**	**NE**	**NE**	**2.1**	**Varies**
IDEM RCG Industrial VESL's		**470**	**38**	**NE**	**NE**	**35**	**Varies**
Sample Identification	**Date Collected**	**Analytical Results in micrograms per liter (ug/L)**					
MW-39	03/04/2021	**14.4**	**36.7**	<5.0	<5.0	**4.7**	BRL
	08/13/2021	**10.3**	**43.3**	<5.0	<5.0	<2.0	BRL
	Remedial Injections - Fall 2021						
	03/16/2022	**21.5**	**50.9**	<5.0	<5.0	**3.5**	BRL
	6/6/2022	**30.0**	**63.7**	<5.0	<5.0	**3.7**	BRL
	8/8/2022	**13.2**	**10.9**	<5.0	<5.0	**10.1**	BRL
	11/17/2022	Well obstructed and could not be sampled					
	2/9/2023	Well obstructed and could not be sampled					
	CHANGE		↓	NA	NA	↑	
MW-40	03/03/2021	<5.0	**159**	**296**	**405**	**2.2**	BRL
	08/16/2021	<5.0	**193**	**160**	**187**	<2.0	BRL
	Remedial Injections - Fall 2021						
	03/16/2022	<5.0	**197**	**65.8**	**66.2**	<2.0	BRL
	6/7/2022	<5.0	**212**	**50.9**	**44.6**	<2.0	BRL
	8/10/2022	<5.0	**182**	**88.5**	**82.4**	<2.0	BRL
	11/16/2022	<5.0	**163**	**125**	**142**	<2.0	BRL
	02/16/2023	<5.0	**167**	**218**	**260**	**2.3**	BRL
	CHANGE	NA					
MW-41	03/03/2021	<5.0	**304**	**5.3**	<5.0	**3.5**	BRL
	08/13/2021	<5.0	**250**	<5.0	<5.0	<2.0	BRL
	Remedial Injections - Fall 2021						
	03/14/2022	<5.0	**139**	**178**	<5.0	**2.9**	BRL
	6/8/2022	<5.0	**163**	**84.1**	<5.0	**2.8**	BRL
	8/10/2021	<5.0	**243**	**90.4**	<5.0	**3.9**	BRL
	11/17/2022	<5.0	**220**	**82.3**	<5.0	**4.5**	BRL
	02/16/2023	<5.0	**125**	**164**	<5.0	**9.3**	BRL
	CHANGE	NA	↓	↑	NA	↑	
MW-41D	03/03/2021	<5.0	**248**	**6.6**	<5.0	<2.0	BRL
	08/13/2021	<5.0	**236**	**9.7**	<5.0	<2.0	BRL
	Remedial Injections - Fall 2021						
	03/17/2022	<5.0	<5.0	**435**	<5.0	**3.3**	BRL
	6/8/2022	<5.0	<5.0	**299**	<5.0	**24.7**	BRL
	8/10/2022	<5.0	<5.0	**13.9**	<5.0	**7.4**	BRL
	11/17/2022	<5.0	<5.0	<5.0	<5.0	<2.0	BRL
	02/14/2023	<5.0	<5.0	<5.0	<5.0	**6.5**	BRL
	CHANGE	NA	↓	↓	NA	NA	
MW-42	03/05/2021	<5.0	**131**	<5.0	<5.0	<2.0	BRL
	08/16/2021	<5.0	**201**	<5.0	<5.0	<2.0	BRL
	Remedial Injections - Fall 2021						
	03/15/2022	<5.0	**84.0**	<5.0	<5.0	<2.0	BRL
	6/9/2022	<5.0	**187**	<5.0	<5.0	<2.0	BRL
	8/10/2022	<5.0	**204**	<5.0	<5.0	<2.0	BRL
	11/18/2022	<5.0	**252**	<5.0	<5.0	<2.0	BRL
	02/15/2023	<5.0	**183**	<5.0	<5.0	<2.0	BRL
	CHANGE	NA		NA	NA	NA	

		PCE	TCE	cDCE	tDCE	VC	Other VOCs
IDEM RCG Residential TWSL's		**5**	**5**	**70**	**100**	**2**	**Varies**
IDEM RCG Residential VESL's		**110**	**9.1**	**NE**	**NE**	**2.1**	**Varies**
IDEM RCG Industrial VESL's		**470**	**38**	**NE**	**NE**	**35**	**Varies**
Sample Identification	**Date Collected**	**Analytical Results in micrograms per liter (ug/L)**					
MW-42D	03/05/2021	<5.0	**48.8**	**369**	**26.4**	<2.0	BRL
	08/16/2021	<5.0	**71.7**	**231**	**14.4**	<2.0	BRL
	Remedial Injections - Fall 2021						
	03/15/2022	<5.0	**132**	**171**	**13.6**	<2.0	BRL
	6/9/2022	<5.0	**111**	**312**	**27**	<2.0	BRL
	8/10/2022	<5.0	**122**	**365**	**31.2**	<2.0	BRL
	11/18/2022	<5.0	**95.6**	**298**	**22.0**	<2.0	BRL
	02/15/2023	<5.0	**92.9**	**328**	**27.8**	<2.0	BRL
	CHANGE	NA	↑			NA	
MW-43	03/04/2021	<5.0	<5.0	<5.0	<5.0	<2.0	BRL
	08/12/2021	<5.0	<5.0	<5.0	<5.0	<2.0	BRL
	Remedial Injections - Fall 2021						
	03/16/2022	<5.0	<5.0	<5.0	<5.0	<2.0	BRL
	6/9/2022	<5.0	<5.0	<5.0	<5.0	<2.0	BRL
	8/11/2022	<5.0	<5.0	<5.0	<5.0	<2.0	BRL
	11/16/2022	<5.0	<5.0	<5.0	<5.0	<2.0	BRL
	2/17/2023	<5.0	<5.0	<5.0	<5.0	<2.0	BRL
	CHANGE	NA	NA	NA	NA	NA	
MW-43D	03/04/2021	<5.0	<5.0	**10.7**	<5.0	<2.0	BRL
	08/12/2021	<5.0	**7.9**	**10**	<5.0	<2.0	BRL
	Remedial Injections - Fall 2021						
	03/16/2022	<5.0	<5.0	<5.0	<5.0	<2.0	BRL
	6/9/2022	<5.0	<5.0	<5.0	<5.0	<2.0	BRL
	8/11/2022	<5.0	<5.0	<5.0	<5.0	<2.0	BRL
	11/16/2022	<5.0	<5.0	<5.0	<5.0	<2.0	BRL
	2/17/2023	<5.0	<5.0	<5.0	<5.0	<2.0	BRL
	CHANGE	NA	↓	↓	NA	NA	
MW-46I	03/02/2021	<5.0	**29.7**	**40.5**	<5.0	<2.0	BRL
	08/17/2021	<5.0	**31.2**	**45.3**	<5.0	<2.0	BRL
	Remedial Injections - Winter 2022						
	3/15/2022	NS	NS	NS	NS	NS	NS
	6/8/2022	<5.0	**29.8**	**46.3**	**5.0**	<2.0	BRL
	8/11/2022	<5.0	<5.0	**84.5**	<5.0	**8.1**	
	11/22/2022	<5.0	<5.0	**74.4**	<5.0	**31.5**	BRL
	02/10/2023	<5.0	<5.0	<5.0	<5.0	**91.4**	BRL
	CHANGE	NA	↓	↓	NA	↑	
Semi-Annual Wells							
MW-25	11/16/2020	<5.0	<5.0	<5.0	<5.0	<2.0	BRL
	08/18/2021	<5.0	**5.1**	<5.0	<5.0	<2.0	BRL
	6/6/2022	<5.0	<5.0	<5.0	<5.0	<2.0	BRL
	11/15/2022	<5.0	<5.0	<5.0	<5.0	<2.0	BRL
	CHANGE	NA	↓	NA	NA	NA	
MW-31 (Deep well paired with MW-30)	11/17/2020	**13.3**	<5.0	<5.0	<5.0	<2.0	BRL
	08/16/2021	<5.0	<5.0	<5.0	<5.0	<2.0	BRL
	Remedial Injections - Fall 2021						
	6/6/2022	<5.0	<5.0	<5.0	**5.5**	<2.0	BRL
	11/14/2022	<5.0	<5.0	**6.8**	<5.0	<2.0	BRL
	CHANGE	↓	NA	NA	NA	NA	

		PCE	TCE	cDCE	tDCE	VC	Other VOCs
IDEM RCG Residential TWSL's		**5**	**5**	**70**	**100**	**2**	**Varies**
IDEM RCG Residential VESL's		**110**	**9.1**	**NE**	**NE**	**2.1**	**Varies**
IDEM RCG Industrial VESL's		**470**	**38**	**NE**	**NE**	**35**	**Varies**
Sample Identification	**Date Collected**	**Analytical Results in micrograms per liter (ug/L)**					
MW-40D	03/03/2021	<5.0	<5.0	**6.6**	**5.4**	<2.0	BRL
	08/16/2021	<5.0	<5.0	**6.1**	<5.0	<2.0	BRL
	Remedial Injections - Fall 2021						
	6/7/2022	<5.0	<5.0	<5.0	<5.0	<2.0	BRL
	11/16/2022	<5.0	<5.0	<5.0	<5.0	<2.0	BRL
	CHANGE	NA	NA	↓	↓	NA	

Notes

↓	= Decrease since injections
↓	= Decreased to BRL since injections
	= No distinct trend since injections
↑	= Increase since injections
BOLD	= Constituent detected above Laboratory Reporting Limit
BOLD	= Constituent detected above IDEM RCG Residential TWSL's
BOLD	= Constituent detected above IDEM RCG Residential VESL's
BOLD	= Constituent detected above IDEM RCG Industrial VESL's

NE = No Screening Level Established
NS = Not Sampled
BRL = Below Laboratory Reporting Limit
NA = Not Applicable

TABLE 5
1Q2023 OFF-SITE GROUNDWATER ANALYTICAL RESULTS AND POST-INJECTION TRENDS
HRID / Former Houghland Tomato Cannery Property
Franklin, Indiana

		PCE	TCE	cDCE	tDCE	VC	Other VOCs
IDEM RCG Residential TWSL's		**5**	**5**	**70**	**100**	**2**	**Varies**
IDEM RCG Residential VESL's		**110**	**9.1**	**NE**	**NE**	**2.1**	**Varies**
IDEM RCG Industrial VESL's		**470**	**38**	**NE**	**NE**	**35**	**Varies**
Sample Identification	**Date Collected**	**Analytical Results in micrograms per liter (ug/L)**					
MW-46I	03/02/2021	<5.0	**29.7**	**40.5**	<5.0	<2.0	BRL
	08/17/2021	<5.0	**31.2**	**45.3**	<5.0	<2.0	BRL
	Remedial Injections - Winter 2022						
	3/15/2022	NS	NS	NS	NS	NS	NS
	6/8/2022	<5.0	**29.8**	**46.3**	**5.0**	<2.0	BRL
	8/11/2022	<5.0	<5.0	**84.5**	<5.0	**8.1**	
	11/22/2022	<5.0	<5.0	**74.4**	<5.0	**31.5**	BRL
	02/10/2023	<5.0	<5.0	<5.0	<5.0	**91.4**	BRL
	CHANGE	NA	↓	↓	NA	↑	
MW-53S (former TMW-1)	02/06/2019	<5.0	**11.2**	<5.0	<5.0	<2.0	BRL
	03/26/2019	<5.0	**7**	<5.0	<5.0	<2.0	BRL
	11/16/2020	Well Abandoned. New well installed 11/8/2022					
	Remedial Injections - Spring 2022						
	11/17/2022	<5.0	**6.3**	<5.0	<5.0	<2.0	BRL
	02/13/2023	<5.0	<5.0	<5.0	<5.0	<2.0	BRL
	CHANGE	NA	↓	NA	NA	NA	
MW-53D (former TMW-1D)	02/06/2019	<5.0	**24.2**	**510**	**41.6**	<2.0	BRL
	03/26/2019	<5.0	**11.9**	**829**	**41**	<2.0	BRL
	11/16/2020	Well Abandoned. New well installed 11/9/2022					
	Remedial Injections - Spring 2022						
	11/17/2022	<5.0	**8.9**	**155**	**15.6**	<2.0	BRL
	02/15/2023	<5.0	<5.0	**267**	**27.6**	<2.0	BRL
	CHANGE	NA	↓	↓	↓	NA	
MW-54S (former TMW-2)	02/06/2019	<5.0	**94.1**	<5.0	<5.0	<2.0	BRL
	03/26/2019	<5.0	**73.7**	<5.0	<5.0	<2.0	BRL
	11/16/2020	Well Abandoned. New well installed 11/8/2022					
	Remedial Injections - Spring 2022						
	11/17/2022	<5.0	**29**	<5.0	<5.0	<2.0	BRL
	02/13/2023	<5.0	**11.9**	<5.0	<5.0	<2.0	BRL
	CHANGE	NA	↓	NA	NA	NA	
MW-54D (former TMW-2D)	02/06/2019	<5.0	**15.9**	**550**	**43.4**	<2.0	BRL
	03/26/2019	<5.0	**13.7**	**683**	**49.6**	**2.3**	BRL
	11/16/2020	Well Abandoned. New well installed 11/9/2022					
	Remedial Injections - Spring 2022						
	11/17/2022	<5.0	<5.0	**500**	**34.4**	**5.1**	BRL
	02/13/2023	<5.0	<5.0	**517**	**72.6**	**12.4**	BRL
	CHANGE	NA	↓	↓	↓	↑	
MW-55S (former TMW-3)	02/06/2019	<5.0	**30.4**	<5.0	<5.0	<2.0	BRL
	03/26/2019	<5.0	**25.2**	<5.0	<5.0	<2.0	BRL
	11/16/2020	Well Abandoned. New well installed 11/8/2022					
	Remedial Injections - Spring 2022						
	11/17/2022	<5.0	**51.5**	<5.0	<5.0	<2.0	BRL
	02/15/2023	<5.0	**52.4**	<5.0	<5.0	<2.0	BRL
	CHANGE	NA	↑	NA	NA	NA	

		PCE	TCE	cDCE	tDCE	VC	Other VOCs
IDEM RCG Residential TWSL's		**5**	**5**	**70**	**100**	**2**	**Varies**
IDEM RCG Residential VESL's		**110**	**9.1**	**NE**	**NE**	**2.1**	**Varies**
IDEM RCG Industrial VESL's		**470**	**38**	**NE**	**NE**	**35**	**Varies**
MW-55D (former TMW-3D)	02/06/2019	<5.0	**383**	**1060**	**87.5**	<2.0	BRL
	03/26/2019	<5.0	**288**	**904**	**78.4**	<2.0	BRL
	11/16/2020	Well Abandoned. New well installed 11/9/2022					
	Remedial Injections - Spring 2022						
	11/17/2022	<5.0	**20.5**	**121**	<5.0	**58.4**	BRL
	02/13/2023	<5.0	**8.4**	**144**	<5.0	**41.9**	BRL
	CHANGE	NA	↓	↓	↓	↑	
MW-56S (former TMW-4)	02/07/2019	<5.0	<5.0	<5.0	<5.0	<2.0	BRL
	03/26/2019	<5.0	<5.0	<5.0	<5.0	<2.0	BRL
	11/16/2020	Well Abandoned. New well installed 11/8/2022					
	Remedial Injections - Spring 2022						
	11/17/2022	<5.0	<5.0	<5.0	<5.0	<2.0	BRL
	02/13/2023	<5.0	<5.0	<5.0	<5.0	<2.0	BRL
	CHANGE	NA	NA	NA	NA	NA	
MW-56D (former TMW-4D)	02/07/2019	<5.0	**9.1**	**437**	**14.5**	<2.0	BRL
	03/26/2019	<5.0	**10.9**	**395**	<5.0	<2.0	BRL
	11/16/2020	Well Abandoned. New well installed 11/9/2022					
	Remedial Injections - Spring 2022						
	11/17/2022	<5.0	<5.0	**47.9**	<5.0	<2.0	BRL
	02/13/2023	<5.0	<5.0	**84.0**	<5.0	<2.0	BRL
	CHANGE	NA	↓	↓	↓	NA	
MW-57S (former TMW-5)	02/08/2019	<5.0	**479**	<5.0	<5.0	<2.0	BRL
	03/26/2019	<5.0	**244**	<5.0	<5.0	<2.0	BRL
	11/16/2020	Well Abandoned. New well installed 11/8/2022					
	Remedial Injections - Spring 2022						
	11/17/2022	<5.0	**612**	<5.0	<5.0	<2.0	BRL
	02/15/2023	<5.0	**407**	<5.0	<5.0	<2.0	BRL
	CHANGE	NA	↑	NA	NA	NA	
MW-57D (former TMW-5D)	02/08/2019	<5.0	**528**	**1560**	**139**	<2.0	BRL
	03/26/2019	<5.0	**500**	**1220**	**112**	<2.0	BRL
	11/16/2020	Well Abandoned. New well installed 11/10/2022					
	Remedial Injections - Spring 2022						
	11/17/2022	<5.0	**71.1**	**1660**	**84.9**	<2.0	BRL
	02/14/2023	<5.0	<5.0	**1750**	**162**	**2.9**	BRL
	CHANGE	NA	↓	↑	↑	↑	
MW-58S (former TMW-6)	02/08/2019	<5.0	**14.7**	**24.4**	<5.0	<2.0	BRL
	03/27/2019	<5.0	<5.0	<5.0	<5.0	<2.0	BRL
	11/16/2020	Well Abandoned. New well installed 11/8/2022					
	Remedial Injections - Spring 2022						
	11/17/2022	<5.0	<5.0	<5.0	<5.0	<2.0	BRL
	02/14/2023	<5.0	<5.0	<5.0	<5.0	<2.0	BRL
	CHANGE	NA	↓	↓	NA	NA	
MW-58D (former TMW-6D)	02/08/2019	<5.0	<5.0	**8.3**	<5.0	<2.0	BRL
	03/27/2019	<5.0	<5.0	<5.0	<5.0	<2.0	BRL
	11/16/2020	Well Abandoned. New well installed 11/8/2022					
	Remedial Injections - Spring 2022						
	11/17/2022	<5.0	<5.0	**287**	**9.2**	**2100**	BRL
	02/14/2023	<5.0	<5.0	**181**	<5.0	**3050**	BRL
	CHANGE	NA	NA	↑	↓	↑	

		PCE	TCE	cDCE	tDCE	VC	Other VOCs
IDEM RCG Residential TWSL's		**5**	**5**	**70**	**100**	**2**	**Varies**
IDEM RCG Residential VESL's		**110**	**9.1**	**NE**	**NE**	**2.1**	**Varies**
IDEM RCG Industrial VESL's		**470**	**38**	**NE**	**NE**	**35**	**Varies**
MW-59D (former TMW-8D)	11/05/2021	<5.0	<5.0	**41.2**	<5.0	<2.0	BRL
	12/02/2021	<5.0	<5.0	**35.2**	<5.0	<2.0	BRL
	Remedial Injections - Spring 2022						
	11/17/2022	NS	NS	NS	NS	NS	NS
	02/13/2023	<5.0	<5.0	**48.8**	<5.0	**10.2**	BRL
	CHANGE	NA	NA	↑	NA	↑	
MW-60S (former TMW-9S)	11/04/2021	<5.0	<5.0	<5.0	<5.0	<2.0	BRL
	12/02/2021	<5.0	<5.0	**19.9**	<5.0	<2.0	BRL
	Remedial Injections - Spring 2022						
	11/17/2022	NS	NS	NS	NS	NS	NS
	02/13/2023	<5.0	<5.0	<5.0	<5.0	<2.0	BRL
	CHANGE	NA	NA	NA	NA	NA	
MW-60I (former TMW-9I)	11/04/2021	<5.0	**240**	**150**	**15.5**	<2.0	BRL
	12/02/2021	<5.0	**175**	**213**	**16.9**	<2.0	BRL
	Remedial Injections - Spring 2022						
	11/17/2022	NS	NS	NS	NS	NS	NS
	02/15/2023	<5.0	<5.0	**456**	**12.2**	**82.6**	BRL
	CHANGE	NA	↓	↑	↓	↑	
MW-60D (former TMW-9D)	11/04/2021	<5.0	**27.7**	**1110**	**202**	<2.0	BRL
	12/02/2021	<5.0	**19.9**	**1430**	**208**	<2.0	BRL
	Remedial Injections - Spring 2022						
	11/17/2022	NS	NS	NS	NS	NS	NS
	02/15/2023	<5.0	<5.0	**518**	**9.9**	**2230**	BRL
	CHANGE	NA	↓	↓	↓	↑	
MW-61I (former TMW-10I)	11/04/2021	<5.0	<5.0	**33.0**	<5.0	<2.0	BRL
	12/02/2021	<5.0	<5.0	**23.7**	<5.0	<2.0	BRL
	Remedial Injections - Spring 2022						
	11/17/2022	NS	NS	NS	NS	NS	NS
	02/13/2023	<5.0	<5.0	**5.5**	<5.0	<2.0	BRL
	CHANGE	NA	NA	↓	NA	NA	
MW-61D (former TMW-10D)	11/05/2021	<5.0	<5.0	**6.4**	<5.0	<2.0	BRL
	12/02/2021	<5.0	<5.0	**7.3**	<5.0	<2.0	BRL
	Remedial Injections - Spring 2022						
	11/17/2022	NS	NS	NS	NS	NS	NS
	02/10/2023	<5.0	<5.0	**7.4**	<5.0	<2.0	BRL
	CHANGE	NA	NA		NA	NA	
MW-62I (former TMW-12I)	12/01/2021	<5.0	**277**	**774**	**62.8**	<2.0	BRL
	Remedial Injections - Spring 2022						
	11/17/2022	NS	NS	NS	NS	NS	NS
	02/10/2023	<5.0	**13.5**	**869**	**27.5**	<2.0	BRL
	CHANGE	NA	↓	↑	↓	NA	
MW-62D (former TMW-12D)	11/05/2021	<5.0	<5.0	**517**	**33.4**	<2.0	BRL
	12/01/2021	<5.0	<5.0	**704**	**30.9**	**3.1**	BRL
	Remedial Injections - Spring 2022						
	11/17/2022	NS	NS	NS	NS	NS	NS
	02/10/2023	<5.0	<5.0	**36.6**	<5.0	**429**	BRL
	CHANGE	NA	NA	↓	↓	↑	

		PCE	TCE	cDCE	tDCE	VC	Other VOCs
IDEM RCG Residential TWSL's		**5**	**5**	**70**	**100**	**2**	**Varies**
IDEM RCG Residential VESL's		**110**	**9.1**	**NE**	**NE**	**2.1**	**Varies**
IDEM RCG Industrial VESL's		**470**	**38**	**NE**	**NE**	**35**	**Varies**
MW-63I (former TMW-13I)	11/04/2021	<5.0	<5.0	<5.0	<5.0	<2.0	BRL
	12/01/2021	<5.0	<5.0	<5.0	<5.0	<2.0	BRL
	Remedial Injections - Spring 2022						
	11/17/2022	NS	NS	NS	NS	NS	NS
	02/10/2023	<5.0	<5.0	**10.3**	<5.0	<2.0	BRL
	CHANGE	NA	NA	↑	NA	NA	
MW-63D (former TMW-13D)	11/04/2021	<5.0	<5.0	<5.0	<5.0	<2.0	BRL
	12/01/2021	<5.0	<5.0	<5.0	<5.0	<2.0	BRL
	Remedial Injections - Spring 2022						
	11/17/2022	NS	NS	NS	NS	NS	NS
	02/10/2023	<5.0	<5.0	<5.0	<5.0	<2.0	BRL
	CHANGE	NA	NA	NA	NA	NA	
MW-64I	11/22/2022	<5.0	**101**	**745**	**74.9**	<2.0	BRL
	02/10/2023	<5.0	**63.8**	**659**	**61.2**	<2.0	BRL
	CHANGE	NA	NA	NA	NA	NA	
MW-64D	11/22/2022	<5.0	<5.0	<5.0	<5.0	<2.0	BRL
	02/10/2023	<5.0	<5.0	<5.0	<5.0	<2.0	BRL
	CHANGE	NA	NA	NA	NA	NA	

Notes

↓	= Decrease since injections
↓	= Decreased to BRL since injections
	= No distinct trend since injections
↑	= Increase since injections
BOLD	= Constituent detected above Laboratory Reporting Limit
BOLD	= Constituent detected above IDEM RCG Residential TWSL's
BOLD	= Constituent detected above IDEM RCG Residential VESL's
BOLD	= Constituent detected above IDEM RCG Industrial VESL's

NE = No Screening Level Established for Constituent
BRL = Below Laboratory Reporting Limit
NS = Not Sampled
NA = Not Applicable

TABLE 6
COMPREHENSIVE GROUNDWATER ANALYTICAL RESULTS
HRID / Former Houghland Tomato Cannery Property
Franklin, Indiana

		PCE	TCE	cDCE	tDCE	VC	Other VOCs
IDEM RCG Residential TWSL's		**5**	**5**	**70**	**100**	**2**	**Varies**
IDEM RCG Residential VESL's		**110**	**9.1**	**NE**	**NE**	**2.1**	**Varies**
IDEM RCG Industrial VESL's		**470**	**38**	**NE**	**NE**	**35**	**Varies**
Sample Identification	**Date Collected**	**Analytical Results in micrograms per liter (ug/L)**					
MW-10	9/24/2013	< 5.0	< 5.0	< 5.0	< 5.0	< 2.0	BRL
	3/7/2014	< 5.0	< 5.0	< 5.0	< 5.0	< 2.0	BRL
	9/1/2016	< 5.0	< 5.0	< 5.0	< 5.0	< 2.0	BRL
	8/21/2017	< 5.0	< 5.0	< 5.0	< 5.0	< 2.0	BRL
	3/11/2019	<5.0	<5.0	<5.0	<5.0	<2.0	BRL
	11/16/2020	<5.0	<5.0	<5.0	<5.0	<2.0	BRL
	3/4/2021	NS	NS	NS	NS	NS	NS
	8/13/2021	NS	NS	NS	NS	NS	NS
	Remedial Injections - Fall 2021						
	6/6/2022	NS	NS	NS	NS	NS	NS
	8/8/2022	NS	NS	NS	NS	NS	NS
	11/16/2022	<5.0	<5.0	<5.0	<5.0	<2.0	BRL
	2/9/2023	NS	NS	NS	NS	NS	NS
MW-11	3/5/2014	**135**	**94.4**	< 5.0	< 5.0	< 2.0	BRL
	9/24/2013	**94.6**	**83.2**	< 5.0	< 5.0	< 2.0	BRL
	9/1/2016	**136**	**110**	< 5.0	< 5.0	< 2.0	BRL
	8/21/2017	**124**	**82.4**	< 5.0	< 5.0	< 2.0	BRL
	6/15/2018	**102**	**60.0**	< 5.0	< 5.0	< 2.0	BRL
	02/08/2019	**68.7**	**50.4**	<5.0	<5.0	<2.0	BRL
	03/05/2019	**39.6**	**29.5**	<5.0	<5.0	<2.0	BRL
	3/29/2019	**45.3**	**31.5**	<5.0	<5.0	<2.0	BRL
	11/17/2020	**110**	**37.5**	<5.0	<5.0	<2.0	BRL
	3/4/2021	NS	NS	NS	NS	NS	NS
	8/13/2021	NS	NS	NS	NS	NS	NS
	Remedial Injections - Fall 2021						
	6/6/2022	**40.6**	**14.8**	**298**	<5.0	<2.0	BRL
	08/09/2022	**9.0**	**6.4**	**280**	<5.0	<2.0	BRL
	11/14/2022	<5.0	<5.0	**187**	<5.0	**7.5**	BRL
	02/09/2023	<5.0	<5.0	**26.1**	<5.0	<2.0	BRL
MW-11D	6/15/2018	< 5.0	< 5.0	< 5.0	< 5.0	< 2.0	BRL
	02/08/2019	<5.0	<5.0	<5.0	<5.0	<2.0	BRL
	03/05/2019	**7.2**	<5.0	<5.0	<5.0	<2.0	BRL
	3/29/2019	<5.0	<5.0	<5.0	<5.0	<2.0	BRL
	11/17/2020	<5.0	<2.0	<5.0	<5.0	<2.0	BRL
	3/4/2021	NS	NS	NS	NS	NS	NS
	8/13/2021	NS	NS	NS	NS	NS	NS
	Remedial Injections - Fall 2021						
	03/15/2022	<5.0	<5.0	<5.0	<5.0	<2.0	BRL
	6/6/2022	NS	NS	NS	NS	NS	NS
	8/8/2022	NS	NS	NS	NS	NS	NS
	11/15/2022	<5.0	<5.0	<5.0	<5.0	<2.0	BRL
	2/9/2023	NS	NS	NS	NS	NS	NS

		PCE	TCE	cDCE	tDCE	VC	Other VOCs
IDEM RCG Residential TWSL's		**5**	**5**	**70**	**100**	**2**	**Varies**
IDEM RCG Residential VESL's		**110**	**9.1**	**NE**	**NE**	**2.1**	**Varies**
IDEM RCG Industrial VESL's		**470**	**38**	**NE**	**NE**	**35**	**Varies**
Sample Identification	**Date Collected**	**Analytical Results in micrograms per liter (ug/L)**					
MW 12	3/5/2014	< 5.0	**10.3**	< 5.0	< 5.0	< 2.0	BRL
	3/3/2014	< 5.0	**10.3**	< 5.0	< 5.0	< 2.0	BRL
	9/1/2016	< 5.0	**42.4**	< 5.0	< 5.0	< 2.0	BRL
	8/21/2017	< 5.0	< 5.0	< 5.0	< 5.0	< 2.0	BRL
	02/05/2019	<5.0	**38.8**	<5.0	<5.0	<2.0	BRL
	3/7/2019	<5.0	**42.0**	<5.0	<5.0	<2.0	BRL
	4/1/2019	<5.0	**29.9**	<5.0	<5.0	<2.0	BRL
	11/17/2020	<5.0	**55.3**	<5.0	<5.0	<2.0	BRL
	3/4/2021	NS	NS	NS	NS	NS	NS
	08/18/2021	<5.0	**39.2**	<5.0	<5.0	<2.0	BRL
	Remedial Injections - Fall 2021						
	03/14/2022	<5.0	**24.5**	<5.0	<5.0	<2.0	BRL
	6/8/2022	<5.0	**48.7**	<5.0	<5.0	<2.0	BRL
	08/10/2022	<5.0	**52.6**	<5.0	<5.0	<2.0	BRL
	11/18/2022	<5.0	**51.5**	<5.0	<5.0	<2.0	BRL
	02/10/2023	<5.0	**51.3**	<5.0	<5.0	<2.0	BRL
MW 12D	02/05/2019	<5.0	<5.0	<5.0	<5.0	<2.0	BRL
	3/7/2019	<5.0	<5.0	<5.0	<5.0	<2.0	BRL
	4/1/2019	<5.0	<5.0	<5.0	<5.0	<2.0	BRL
	11/17/2020	<5.0	<5.0	<5.0	<5.0	<2.0	BRL
	3/4/2021	NS	NS	NS	NS	NS	NS
	08/17/2021	<5.0	<5.0	<5.0	<5.0	<2.0	BRL
	Remedial Injections - Fall 2021						
	03/14/2022	<5.0	<5.0	<5.0	<5.0	<2.0	BRL
	6/8/2022	<5.0	<5.0	<5.0	<5.0	<2.0	BRL
	08/10/2022	<5.0	<5.0	<5.0	<5.0	<2.0	BRL
	11/17/2022	<5.0	<5.0	<5.0	<5.0	<2.0	BRL
	02/10/2023	<5.0	<5.0	<5.0	<5.0	<2.0	BRL
MW-13	9/24/2013	< 5.0	< 5.0	< 5.0	< 5.0	< 2.0	BRL
	3/5/2014	< 5.0	< 5.0	< 5.0	< 5.0	< 2.0	BRL
	9/1/2016	< 5.0	< 5.0	< 5.0	< 5.0	< 2.0	BRL
	8/21/2017	< 5.0	< 5.0	< 5.0	< 5.0	< 2.0	BRL
	11/17/2020	<5.0	<5.0	<5.0	<5.0	<2.0	BRL
	3/4/2021	NS	NS	NS	NS	NS	NS
	8/13/2021	NS	NS	NS	NS	NS	NS
	Remedial Injections - Fall 2021						
	6/6/2022	NS	NS	NS	NS	NS	NS
	8/8/2022	NS	NS	NS	NS	NS	NS
	11/15/2022	<5.0	<5.0	<5.0	<5.0	<2.0	BRL
	2/9/2023	NS	NS	NS	NS	NS	NS
MW-14	9/25/2013	< 5.0	< 5.0	< 5.0	< 5.0	< 2.0	BRL
	3/7/2014	< 5.0	< 5.0	< 5.0	< 5.0	< 2.0	BRL
	8/21/2017	< 5.0	< 5.0	< 5.0	< 5.0	< 2.0	BRL
	02/08/2019	<5.0	<5.0	<5.0	<5.0	<2.0	BRL
	3/6/2019	<5.0	<5.0	<5.0	<5.0	<2.0	BRL
	4/1/2019	<5.0	**495**	**7.7**	<5.0	<2.0	BRL
	11/18/2020	<5.0	<5.0	<5.0	<5.0	<2.0	BRL
	3/4/2021	NS	NS	NS	NS	NS	NS
	8/13/2021	NS	NS	NS	NS	NS	NS
	Remedial Injections - Fall 2021						
	03/16/2022	<5.0	<5.0	<5.0	<5.0	<2.0	BRL
	6/8/2022	<5.0	<5.0	<5.0	<5.0	<2.0	BRL
	08/11/2022	<5.0	<5.0	<5.0	<5.0	<2.0	BRL
	11/16/2022	<5.0	<5.0	<5.0	<5.0	<2.0	BRL
	02/16/2023	<5.0	<5.0	<5.0	<5.0	<2.0	BRL

		PCE	TCE	cDCE	tDCE	VC	Other VOCs
IDEM RCG Residential TWSL's		**5**	**5**	**70**	**100**	**2**	**Varies**
IDEM RCG Residential VESL's		**110**	**9.1**	**NE**	**NE**	**2.1**	**Varies**
IDEM RCG Industrial VESL's		**470**	**38**	**NE**	**NE**	**35**	**Varies**
Sample Identification	**Date Collected**	**Analytical Results in micrograms per liter (ug/L)**					
MW-14D	02/08/2019	<5.0	**583**	**26.4**	<5.0	<2.0	BRL
	3/6/2019	<5.0	<5.0	<5.0	<5.0	<2.0	BRL
	4/1/2019	<5.0	**524**	**11**	<5.0	<2.0	BRL
	11/18/2020	<5.0	**439**	**23.5**	<5.0	<2.0	BRL
	3/4/2021	NS	NS	NS	NS	NS	NS
	8/13/2021	NS	NS	NS	NS	NS	NS
	Remedial Injections - Fall 2021						
	03/16/2022	<5.0	**234**	**25.2**	<5.0	<2.0	BRL
	6/8/2022	<5.0	**281**	**27.6**	<5.0	<2.0	BRL
	08/11/2022	<5.0	**285**	**33.9**	<5.0	<2.0	BRL
	11/16/2022	<5.0	**270**	**28.5**	<5.0	<2.0	BRL
	02/16/2023	<5.0	**272**	**35.9**	<5.0	<2.0	BRL
MW-15	9/25/2013	< 5.0	**26.3**	< 5.0	< 5.0	< 2.0	BRL
	3/7/2014	< 5.0	**16.6**	< 5.0	< 5.0	< 2.0	BRL
	8/21/2017	< 5.0	**42.3**	< 5.0	< 5.0	< 2.0	BRL
	6/15/2018	< 5.0	**50.3**	< 5.0	< 5.0	< 2.0	BRL
	02/08/2019	<5.0	**49.3**	<5.0	<5.0	<2.0	BRL
	3/6/2019	<5.0	<5.0	<5.0	<5.0	<2.0	BRL
	4/1/2019	<5.0	**6.7**	**579**	**18.1**	<2.0	BRL
	11/18/2020	<5.0	**32.6**	<5.0	<5.0	<2.0	BRL
	3/4/2021	NS	NS	NS	NS	NS	NS
	08/13/2021	<5.0	**35.1**	<5.0	<5.0	<2.0	BRL
	Remedial Injections - Fall 2021						
	03/16/2022	<5.0	**13.5**	<5.0	<5.0	<2.0	BRL
	6/9/2022	<5.0	**36.8**	<5.0	<5.0	<2.0	BRL
	08/11/2022	<5.0	**44.2**	<5.0	<5.0	<2.0	BRL
	11/16/2022	<5.0	**32.2**	<5.0	<5.0	<2.0	BRL
	02/17/2023	<5.0	**38.0**	<5.0	<5.0	<2.0	BRL
MW-15D	6/15/2018	< 5.0	**120**	**384**	**42.3**	< 2.0	BRL
	02/08/2019	<5.0	**12.3**	**780**	**53.5**	<2.0	BRL
	3/6/2019	<5.0	**7.8**	**430**	**17.9**	<2.0	BRL
	4/1/2019	<5.0	<5.0	**557**	**29.5**	<2.0	BRL
	11/18/2020	<5.0	<5.0	**588**	**54.2**	<2.0	BRL
	3/4/2021	NS	NS	NS	NS	NS	NS
	08/13/2021	<5.0	<5.0	**618**	**42.5**	<2.0	BRL
	Remedial Injections - Fall 2021						
	03/16/2022	<5.0	<5.0	**82.6**	<5.0	<2.0	BRL
	6/9/2022	<5.0	<5.0	**60.1**	<5.0	<2.0	BRL
	08/11/2022	<5.0	<5.0	**58.0**	<5.0	<2.0	BRL
	11/16/2022	<5.0	<5.0	**41.9**	<5.0	<2.0	BRL
	02/17/2023	<5.0	<5.0	**41.1**	<5.0	<2.0	BRL
MW-16	9/25/2013	< 5.0	< 5.0	< 5.0	< 5.0	< 2.0	BRL
	3/7/2014	< 5.0	< 5.0	< 5.0	< 5.0	< 2.0	BRL
	8/21/2017	< 5.0	< 5.0	< 5.0	< 5.0	< 2.0	BRL
	3/6/2019	<5.0	<5.0	<5.0	<5.0	<2.0	BRL
	11/18/2020	<5.0	<5.0	<5.0	<5.0	<2.0	BRL
	3/4/2021	NS	NS	NS	NS	NS	NS
	8/13/2021	NS	NS	NS	NS	NS	NS
	Remedial Injections - Fall 2021						
	6/6/2022	NS	NS	NS	NS	NS	NS
	8/8/2022	NS	NS	NS	NS	NS	NS
	11/16/2022	<5.0	<5.0	<5.0	<5.0	<2.0	BRL
	2/9/2023	NS	NS	NS	NS	NS	NS

		PCE	TCE	cDCE	tDCE	VC	Other VOCs
IDEM RCG Residential TWSL's		**5**	**5**	**70**	**100**	**2**	**Varies**
IDEM RCG Residential VESL's		**110**	**9.1**	**NE**	**NE**	**2.1**	**Varies**
IDEM RCG Industrial VESL's		**470**	**38**	**NE**	**NE**	**35**	**Varies**
Sample Identification	**Date Collected**	**Analytical Results in micrograms per liter (ug/L)**					
MW-17	9/25/2013	< 5.0	< 5.0	< 5.0	< 5.0	< 2.0	BRL
	3/7/2014	< 5.0	< 5.0	< 5.0	< 5.0	< 2.0	BRL
	3/6/2019	<5.0	<5.0	<5.0	<5.0	<2.0	BRL
	11/16/2020	NS	NS	NS	NS	NS	NS
	3/4/2021	NS	NS	NS	NS	NS	NS
	8/13/2021	NS	NS	NS	NS	NS	NS
	Remedial Injections - Fall 2021						
	6/6/2022	NS	NS	NS	NS	NS	NS
	8/8/2022	NS	NS	NS	NS	NS	NS
	11/16/2022	<5.0	<5.0	<5.0	<5.0	<2.0	BRL
	2/9/2023	NS	NS	NS	NS	NS	NS
MW-18	3/3/2014	<5.0	<5.0	<5.0	<5.0	<2.0	BRL
	11/16/2020	NS	NS	NS	NS	NS	NS
	3/4/2021	NS	NS	NS	NS	NS	NS
	8/13/2021	NS	NS	NS	NS	NS	NS
	Well Destroyed 2021						
MW-19	3/3/2014	<5.0	<5.0	<5.0	<5.0	<2.0	BRL
	3/12/2019	<5.0	<5.0	<5.0	<5.0	<2.0	BRL
	11/16/2020	NS	NS	NS	NS	NS	NS
	3/4/2021	NS	NS	NS	NS	NS	NS
	8/13/2021	NS	NS	NS	NS	NS	NS
	Well Deystroyed 2021						
MW-20	3/3/2014	< 5.0	< 5.0	< 5.0	< 5.0	< 2.0	BRL
	9/1/2016	< 5.0	< 5.0	< 5.0	< 5.0	< 2.0	BRL
	8/21/2017	< 5.0	< 5.0	< 5.0	< 5.0	< 2.0	BRL
	3/12/2019	<5.0	<5.0	<5.0	<5.0	<2.0	BRL
	11/16/2020	<5.0	<5.0	<5.0	<5.0	<2.0	BRL
	3/4/2021	NS	NS	NS	NS	NS	NS
	8/13/2021	NS	NS	NS	NS	NS	NS
	Remedial Injections - Fall 2021						
	6/6/2022	NS	NS	NS	NS	NS	NS
	8/8/2022	NS	NS	NS	NS	NS	NS
	11/15/2022	<5.0	<5.0	<5.0	<5.0	<2.0	BRL
	2/9/2023	NS	NS	NS	NS	NS	NS
MW-21	3/3/2014	< 5.0	< 5.0	< 5.0	< 5.0	< 2.0	BRL
	9/1/2016	< 5.0	< 5.0	< 5.0	< 5.0	< 2.0	BRL
	8/21/2017	< 5.0	< 5.0	< 5.0	< 5.0	< 2.0	BRL
	3/12/2019	<5.0	<5.0	<5.0	<5.0	<2.0	BRL
	11/16/2020	<5.0	<5.0	<5.0	<5.0	<2.0	BRL
	3/4/2021	NS	NS	NS	NS	NS	NS
	8/13/2021	NS	NS	NS	NS	NS	NS
	Remedial Injections - Fall 2021						
	6/6/2022	NS	NS	NS	NS	NS	NS
	8/8/2022	NS	NS	NS	NS	NS	NS
	11/15/2022	<5.0	<5.0	<5.0	<5.0	<2.0	BRL
	2/9/2023	NS	NS	NS	NS	NS	NS

		PCE	TCE	cDCE	tDCE	VC	Other VOCs
IDEM RCG Residential TWSL's		**5**	**5**	**70**	**100**	**2**	**Varies**
IDEM RCG Residential VESL's		**110**	**9.1**	**NE**	**NE**	**2.1**	**Varies**
IDEM RCG Industrial VESL's		**470**	**38**	**NE**	**NE**	**35**	**Varies**
Sample Identification	**Date Collected**	**Analytical Results in micrograms per liter (ug/L)**					
MW-22	3/5/2014	**8.5**	< 5.0	< 5.0	< 5.0	< 2.0	BRL
	9/1/2016	**8.4**	**89.5**	< 5.0	< 5.0	< 2.0	BRL
	8/21/2017	**9.6**	**86.4**	< 5.0	< 5.0	< 2.0	BRL
	6/14/2018	**8.9**	**73.9**	<5.0	<5.0	<2.0	BRL
	02/08/2019	**8.1**	**71.5**	**10.8**	<5.0	<2.0	BRL
	3/7/2019	**5.8**	**30**	<5.0	<5.0	<2.0	BRL
	3/27/2019	**6.7**	**30.8**	<5.0	<5.0	<2.0	BRL
	11/17/2020	**11.8**	**68.7**	<5.0	<5.0	<2.0	BRL
	3/4/2021	NS	NS	NS	NS	NS	NS
	08/13/2021	**11.1**	**66.7**	<5.0	<5.0	<2.0	BRL
	Remedial Injections - Fall 2021						
	03/15/2022	<5.0	<5.0	**6.5**	<5.0	<2.0	BRL
	6/8/2022	**5.8**	**38.1**	**131**	<5.0	**6.7**	BRL
	08/09/2022	<5.0	<5.0	**168**	<5.0	**36.1**	BRL
	11/17/2022	<5.0	<5.0	**51.7**	<5.0	**92.9**	BRL
	02/09/2023	<5.0	**8.1**	**72.4**	<5.0	**78.9**	BRL
MW-22D	6/14/2018	**7.4**	**34.6**	< 5.0	< 5.0	< 2.0	BRL
	02/08/2019	**9.1**	**42.6**	<5.0	<5.0	<2.0	BRL
	3/7/2019	**13.3**	**43.6**	<5.0	<5.0	<2.0	BRL
	3/27/2019	**7.4**	**32.1**	<5.0	<5.0	<2.0	BRL
	11/17/2020	**10.5**	**32.8**	<5.0	<5.0	<2.0	BRL
	3/4/2021	NS	NS	NS	NS	NS	NS
	08/13/2021	**10.4**	**33**	<5.0	<5.0	<2.0	BRL
	Remedial Injections - Fall 2021						
	03/15/2022	**11.5**	**37.8**	**10.6**	<5.0	<2.0	BRL
	6/8/2022	**13.6**	**41.4**	**61.9**	<5.0	**2.9**	BRL
	08/09/2022	**10.9**	**36.3**	**103**	<5.0	**14.3**	BRL
	11/17/2022	**10.3**	**31**	**111**	<5.0	**37.9**	BRL
	02/15/2023	**11.8**	**35.9**	**89.0**	<5.0	**36.6**	BRL
MW-23	3/3/2014	**141**	**469**	< 5.0	< 5.0	< 2.0	BRL
	9/1/2016	**156**	**323**	< 5.0	< 5.0	< 2.0	BRL
	8/21/2017	**115**	**234**	<5.0	<5.0	<2.0	BRL
	3/11/2019	**15.7**	**21.9**	<5.0	<5.0	<2.0	BRL
	11/16/2020	Well Dry - Not Sampled					
	3/4/2021	NS	NS	NS	NS	NS	NS
	8/13/2021	NS	NS	NS	NS	NS	NS
	Remedial Injections - Fall 2021						
	03/15/2022	<5.0	<5.0	**731**	<5.0	**29.8**	BRL
	6/6/2022	<5.0	<5.0	**65.7**	<5.0	**3.0**	BRL
	08/09/2022	<5.0	<5.0	**192**	<5.0	**14.3**	BRL
	11/14/2022	<5.0	<5.0	**14.5**	<5.0	**4.7**	BRL
	02/09/2023	<5.0	<5.0	<5.0	<5.0	**2.5**	BRL

		PCE	TCE	cDCE	tDCE	VC	Other VOCs
IDEM RCG Residential TWSL's		**5**	**5**	**70**	**100**	**2**	**Varies**
IDEM RCG Residential VESL's		**110**	**9.1**	**NE**	**NE**	**2.1**	**Varies**
IDEM RCG Industrial VESL's		**470**	**38**	**NE**	**NE**	**35**	**Varies**
Sample Identification	**Date Collected**	**Analytical Results in micrograms per liter (ug/L)**					
MW-24	3/6/2014	**183**	**65.6**	< 5.0	< 5.0	< 2.0	BRL
	9/1/2016	**185**	**52.0**	< 5.0	< 5.0	< 2.0	BRL
	8/21/2017	**167**	**59.0**	<5.0	<5.0	<2.0	BRL
	3/12/2019	**55.2**	**60.2**	<5.0	<5.0	<2.0	BRL
	11/16/2020	**64.9**	**35.9**	<5.0	<5.0	<2.0	BRL
	3/4/2021	NS	NS	NS	NS	NS	NS
	08/18/2021	**94**	**79**	<5.0	<5.0	<2.0	BRL
	Remedial Injections - Fall 2021						
	03/17/2022	**52.3**	**41.2**	**59.1**	<5.0	<2.0	BRL
	6/7/2022	**95.0**	**51.1**	**110**	<5.0	<2.0	BRL
	08/08/2022	**86.1**	**25.1**	**193**	<5.0	<2.0	BRL
	11/15/2022	**41.0**	**6.2**	**37.5**	<5.0	**8.3**	BRL
	02/17/2023	**40.8**	**8.3**	**11.1**	<5.0	**2.2**	BRL
MW-25	3/5/2014	< 5.0	**9.4**	< 5.0	< 5.0	< 2.0	BRL
	11/16/2020	<5.0	<5.0	<5.0	<5.0	<2.0	BRL
	3/4/2021	NS	NS	NS	NS	NS	NS
	08/18/2021	<5.0	**5.1**	<5.0	<5.0	<2.0	BRL
	Remedial Injections - Fall 2021						
	6/6/2022	NS	NS	NS	NS	NS	NS
	8/8/2022	NS	NS	NS	NS	NS	NS
	11/15/2022	<5.0	<5.0	<5.0	<5.0	<2.0	BRL
	2/9/2023	NS	NS	NS	NS	NS	NS
MW-26	3/5/2014	**26.9**	**63.1**	< 5.0	< 5.0	< 2.0	BRL
	9/1/2016	**22.2**	**55.4**	< 5.0	< 5.0	< 2.0	BRL
	8/21/2017	**21.8**	**48.0**	<5.0	<5.0	<2.0	BRL
	6/14/2018	**22.3**	**39.8**	<5.0	<5.0	<2.0	BRL
	02/05/2019	**14.8**	**46.1**	<5.0	<5.0	<2.0	BRL
	3/11/2019	**12.5**	**35.5**	<5.0	<5.0	<2.0	BRL
	03/28/2019	**15.6**	**31**	<5.0	<5.0	<2.0	BRL
	11/17/2020	**27.9**	**47.6**	<5.0	<5.0	<2.0	BRL
	3/4/2021	NS	NS	NS	NS	NS	NS
	08/12/2021	**23.5**	**50.5**	<5.0	<5.0	<2.0	BRL
	Remedial Injections - Fall 2021						
	03/16/2022	<5.0	**8.1**	**11.1**	<5.0	**80.2**	BRL
	6/6/2022	7.4	**11.2**	<5.0	<5.0	**36.9**	BRL
	08/08/2022	**6.6**	**9.4**	<5.0	<5.0	**17.9**	BRL
	11/15/2022	**9.3**	**11.8**	<5.0	<5.0	**8.1**	BRL
	02/16/2023	**11.0**	**18.7**	<5.0	<5.0	<2.0	BRL
MW 32 (Deep Well paired with MW-26)	8/21/2017	**11.0**	**26.9**	**19.1**	< 5.0	< 2.0	BRL
	6/15/2018	**15.1**	**27.1**	**26.5**	< 5.0	< 2.0	BRL
	02/05/2019	**8.0**	**9.4**	**5.9**	<5.0	<2.0	BRL
	3/11/2019	**16.1**	**37.9**	<5.0	<5.0	<2.0	BRL
	03/28/2019	**15.8**	**29.5**	<5.0	<5.0	<5.0	BRL
	11/16/2020	**7.6**	**7.8**	**8.2**	<5.0	<2.0	BRL
	3/4/2021	NS	NS	NS	NS	NS	NS
	08/12/2021	**6.2**	<5.0	<5.0	<5.0	<2.0	BRL
	Remedial Injections - Fall 2021						
	03/16/2022	**12.5**	**22.3**	**29.8**	<5.0	<2.0	BRL
	6/6/2022	**15.0**	**26.4**	**33.8**	<5.0	<2.0	BRL
	08/08/2022	**8.3**	**15.1**	**22.9**	<5.0	<2.0	BRL
	11/15/2022	**10.6**	**22.6**	**29.0**	<5.0	<2.0	BRL
	02/16/2023	**9.9**	**15.4**	**17.5**	<5.0	<2.0	BRL

		PCE	TCE	cDCE	tDCE	VC	Other VOCs
IDEM RCG Residential TWSL's		**5**	**5**	**70**	**100**	**2**	**Varies**
IDEM RCG Residential VESL's		**110**	**9.1**	**NE**	**NE**	**2.1**	**Varies**
IDEM RCG Industrial VESL's		**470**	**38**	**NE**	**NE**	**35**	**Varies**
Sample Identification	**Date Collected**	**Analytical Results in micrograms per liter (ug/L)**					
MW-27	3/5/2014	< 5.0	< 5.0	< 5.0	< 5.0	< 2.0	BRL
	9/1/2016	< 5.0	< 5.0	< 5.0	< 5.0	< 2.0	BRL
	8/21/2017	< 5.0	< 5.0	< 5.0	< 5.0	< 2.0	BRL
	3/11/2019	< 5.0	< 5.0	< 5.0	< 5.0	< 2.0	BRL
	11/16/2020	<5.0	<5.0	<5.0	<5.0	<2.0	BRL
	3/4/2021	NS	NS	NS	NS	NS	NS
	8/13/2021	NS	NS	NS	NS	NS	NS
	Remedial Injections - Fall 2021						
	6/6/2022	NS	NS	NS	NS	NS	NS
	8/8/2022	NS	NS	NS	NS	NS	NS
	11/15/2022	<5.0	<5.0	<5.0	<5.0	<2.0	BRL
	2/9/2023	NS	NS	NS	NS	NS	NS
MW-28	3/7/2014	< 5.0	< 5.0	**19.3**	< 5.0	< 2.0	BRL
	8/22/2017	< 5.0	< 5.0	**47.7**	< 5.0	< 2.0	BRL
	3/6/2019	<5.0	<5.0	<5.0	<5.0	<2.0	BRL
	11/18/2020	<5.0	<5.0	**56.8**	<5.0	<2.0	BRL
	3/4/2021	NS	NS	NS	NS	NS	NS
	08/16/2021	<5.0	<5.0	**57.8**	**7.4**	<2.0	BRL
	Remedial Injections - Fall 2021						
	6/6/2022	NS	NS	NS	NS	NS	NS
	8/8/2022	NS	NS	NS	NS	NS	NS
	11/16/2022	<5.0	<5.0	**43.8**	<5.0	<2.0	BRL
	2/9/2023	NS	NS	NS	NS	NS	NS
MW 29	3/7/2014	**14.5**	**153**	< 5.0	< 5.0	< 2.0	BRL
	9/1/2016	**13.6**	**128**	< 5.0	< 5.0	< 2.0	BRL
	8/21/2017	**13.4**	**106**	< 5.0	< 5.0	< 2.0	BRL
	6/14/2018	**14.0**	**97.6**	< 5.0	< 5.0	< 2.0	BRL
	02/05/2019	<5.0	**34.5**	<5.0	<5.0	<2.0	BRL
	3/7/2019	<5.0	**15.7**	<5.0	<5.0	<2.0	BRL
	3/27/2019	**6.8**	**40.6**	<5.0	<5.0	<2.0	BRL
	11/16/2020	Well Dry - Not Sampled					
	3/4/2021	NS	NS	NS	NS	NS	NS
	08/16/2021	**13.5**	**47.8**	<5.0	<5.0	<2.0	BRL
	Remedial Injections - Fall 2021						
	03/14/2022	<5.0	<5.0	**41.0**	<5.0	<2.0	BRL
	6/8/2022	<5.0	<5.0	**67.0**	<5.0	<2.0	BRL
	08/10/2022	<5.0	<5.0	**102**	<5.0	<2.0	BRL
	11/17/2022	<5.0	<5.0	**46.1**	<5.0	**13.8**	BRL
	02/09/2023	<5.0	<5.0	**23.3**	<5.0	**8**	BRL
MW 29D	6/14/2018	**12.9**	**148**	**33.6**	< 5.0	< 2.0	BRL
	02/05/2019	**13.4**	**149**	**25.7**	<5.0	<2.0	BRL
	3/7/2019	**14.4**	**124**	**21.2**	<5.0	<2.0	BRL
	3/27/2019	**9.8**	**106**	**21.4**	<5.0	<2.0	BRL
	11/17/2020	**7.4**	**75.9**	**90**	<5.0	<2.0	BRL
	3/4/2021	NS	NS	NS	NS	NS	NS
	08/16/2021	**13**	**122**	**47.5**	<5.0	<2.0	BRL
	Remedial Injections - Fall 2021						
	03/14/2022	**12.6**	**110**	**58.1**	<5.0	<2.0	BRL
	6/8/2022	**19.2**	**143**	**75.3**	<5.0	<2.0	BRL
	08/10/2022	**16.5**	**140**	**98.3**	<5.0	<2.0	BRL
	11/17/2022	**12.9**	**105**	**73.6**	<5.0	**7.9**	BRL
	02/09/2023	**13.9**	**103**	**73.7**	<5.0	**17.5**	BRL

		PCE	TCE	cDCE	tDCE	VC	Other VOCs
IDEM RCG Residential TWSL's		**5**	**5**	**70**	**100**	**2**	**Varies**
IDEM RCG Residential VESL's		**110**	**9.1**	**NE**	**NE**	**2.1**	**Varies**
IDEM RCG Industrial VESL's		**470**	**38**	**NE**	**NE**	**35**	**Varies**
Sample Identification	**Date Collected**	**Analytical Results in micrograms per liter (ug/L)**					
MW-30	9/1/2016	**695**	**386**	< 5.0	< 5.0	< 2.0	BRL
	8/22/2017	**475**	**253**	< 5.0	< 5.0	< 2.0	BRL
	6/15/18	**520**	**283**	< 5.0	< 5.0	< 2.0	BRL
	02/08/2019	**171**	**173**	<5.0	<5.0	<2.0	BRL
	3/11/2019	**293**	**163**	<5.0	<5.0	<2.0	BRL
	3/29/2019	**444**	**159**	<5.0	<5.0	<2.0	BRL
	11/17/2020	**636**	**214**	<5.0	<5.0	<2.0	BRL
	3/4/2021	NS	NS	NS	NS	NS	NS
	08/16/2021	**526**	**245**	<5.0	<5.0	<2.0	BRL
	Remedial Injections - Fall 2021						
	03/15/2022	**178**	**143**	**1430**	**6.4**	**79.9**	BRL
	6/6/2022	**19.5**	**13.0**	**4500**	**38.2**	**112**	BRL
	08/09/2022	<5.0	<5.0	**298**	**11.4**	**102**	BRL
	11/14/2022	<5.0	<5.0	**521**	**18.3**	**108**	BRL
	02/09/2023	<5.0	<5.0	**44.9**	**6.0**	**45.0**	BRL
MW-31 (Deep well paired with MW-30)	8/22/2017	**5.7**	<5.0	< 5.0	< 5.0	< 2.0	BRL
	6/15/2018	< 5.0	<5.0	< 5.0	< 5.0	< 2.0	BRL
	02/08/2019	<5.0	<5.0	**5.4**	<5.0	<2.0	BRL
	3/11/2019	<5.0	<5.0	<5.0	<5.0	<2.0	BRL
	3/29/2019	<5.0	<5.0	<5.0	<5.0	<2.0	BRL
	11/17/2020	**13.3**	<5.0	<5.0	<5.0	<2.0	BRL
	3/4/2021	NS	NS	NS	NS	NS	NS
	08/16/2021	<5.0	<5.0	<5.0	<5.0	<2.0	BRL
	Remedial Injections - Fall 2021						
	6/6/2022	NS	NS	NS	NS	NS	NS
	8/8/2022	NS	NS	NS	NS	NS	NS
	11/14/2022	<5.0	<5.0	**6.8**	<5.0	<2.0	BRL
	2/9/2023	NS	NS	NS	NS	NS	NS
MW 33	02/05/2019	**28.9**	**61**	<5.0	<5.0	<2.0	BRL
	3/7/2019	**46.0**	**71.1**	**5.6**	<5.0	<2.0	BRL
	03/28/2019	**7.8**	**29.3**	<5.0	<5.0	<2.0	BRL
	11/17/2020	**28.4**	**56.6**	<5.0	<5.0	<2.0	BRL
	3/4/2021	NS	NS	NS	NS	NS	NS
	08/13/2021	**29.5**	**63.8**	<5.0	<5.0	<2.0	BRL
	Remedial Injections - Fall 2021						
	03/16/2022	**31.1**	**57.1**	**27.5**	<5.0	<2.0	BRL
	6/7/2022	**35.3**	**53.3**	**19.6**	<5.0	**6.7**	BRL
	08/09/2022	**26.4**	**41.1**	**14.3**	<5.0	**5.3**	BRL
	11/16/2022	**27.2**	**38.5**	**8.6**	<5.0	<2.0	BRL
	02/17/2023	**29.3**	**49.4**	**8.4**	<5.0	<2.0	BRL
MW 33D	02/05/2019	**21.1**	**114**	<5.0	<5.0	<2.0	BRL
	3/7/2019	**35.4**	**97.3**	<5.0	<5.0	<2.0	BRL
	03/28/2019	**17.1**	**59.9**	<2.0	<5.0	<2.0	BRL
	11/17/2020	**24.6**	**68.6**	<5.0	<5.0	<2.0	BRL
	3/4/2021	NS	NS	NS	NS	NS	NS
	08/13/2021	**12.2**	**47.9**	<5.0	<5.0	<2.0	BRL
	Remedial Injections - Fall 2021						
	03/16/2022	**28.9**	**93.7**	**5.8**	<5.0	<2.0	BRL
	6/7/2022	**36.5**	**109**	**5.7**	<5.0	<2.0	BRL
	08/09/2022	**30.0**	**97.3**	**9.8**	<5.0	<2.0	BRL
	11/16/2022	**19.3**	**46.7**	<5.0	<5.0	<2.0	BRL
	02/10/2023	**35.2**	**101**	**5.4**	<5.0	<2.0	BRL

		PCE	TCE	cDCE	tDCE	VC	Other VOCs
IDEM RCG Residential TWSL's		**5**	**5**	**70**	**100**	**2**	**Varies**
IDEM RCG Residential VESL's		**110**	**9.1**	**NE**	**NE**	**2.1**	**Varies**
IDEM RCG Industrial VESL's		**470**	**38**	**NE**	**NE**	**35**	**Varies**
Sample Identification	**Date Collected**	**Analytical Results in micrograms per liter (ug/L)**					
MW-34	11/18/2020	<5.0	<5.0	<5.0	<5.0	<2.0	BRL
	03/04/2021	<5.0	<5.0	<5.0	<5.0	<2.0	BRL
	8/13/2021	<5.0	<5.0	<5.0	<5.0	<2.0	BRL
	Remedial Injections - Fall 2021						
	6/6/2022	NS	NS	NS	NS	NS	NS
	8/8/2022	NS	NS	NS	NS	NS	NS
	11/17/2022	<5.0	<5.0	<5.0	<5.0	<2.0	BRL
	2/9/2023	NS	NS	NS	NS	NS	NS
MW-34D	11/18/2020	<5.0	<5.0	<5.0	<5.0	<2.0	BRL
	03/04/2021	<5.0	<5.0	<5.0	<5.0	<2.0	BRL
	8/13/2021	<5.0	<5.0	<5.0	<5.0	<2.0	BRL
	Remedial Injections - Fall 2021						
	6/6/2022	NS	NS	NS	NS	NS	NS
	8/8/2022	NS	NS	NS	NS	NS	NS
	11/17/2022	<5.0	<5.0	<5.0	<5.0	<2.0	BRL
	2/9/2023	NS	NS	NS	NS	NS	NS
MW-35	11/18/2020	<5.0	<5.0	<5.0	<5.0	<2.0	BRL
	03/04/2021	<5.0	<5.0	<5.0	<5.0	<2.0	BRL
	8/13/2021	<5.0	<5.0	<5.0	<5.0	<2.0	BRL
	Remedial Injections - Fall 2021						
	6/6/2022	NS	NS	NS	NS	NS	NS
	8/8/2022	NS	NS	NS	NS	NS	NS
	11/15/2022	<5.0	<5.0	<5.0	<5.0	<2.0	BRL
	2/9/2023	NS	NS	NS	NS	NS	NS
MW-35D	11/18/2020	<5.0	<5.0	<5.0	<5.0	<2.0	BRL
	03/04/2021	<5.0	<5.0	<5.0	<5.0	<2.0	BRL
	8/13/2021	<5.0	<5.0	<5.0	<5.0	<2.0	BRL
	Remedial Injections - Fall 2021						
	6/6/2022	NS	NS	NS	NS	NS	NS
	8/8/2022	NS	NS	NS	NS	NS	NS
	11/15/2022	<5.0	<5.0	<5.0	<5.0	<2.0	BRL
	2/9/2023	NS	NS	NS	NS	NS	NS
MW-36	11/18/2020	**11.9**	**39.2**	<5.0	<5.0	<2.0	BRL
	03/05/2021	**9.2**	**38.4**	<5.0	<5.0	<2.0	BRL
	08/18/2021	<5.0	**12.2**	<5.0	<5.0	<2.0	BRL
	Remedial Injections - Fall 2021						
	03/17/2022	**26.1**	**80.6**	<5.0	<5.0	<2.0	BRL
	6/9/2022	**19.6**	**52.9**	<5.0	<5.0	<2.0	BRL
	08/08/2022	**8.9**	**23.5**	<5.0	<5.0	<2.0	BRL
	11/15/2022	<5.0	<5.0	<5.0	<5.0	<2.0	BRL
	02/17/2023	**14.1**	**20.2**	<5.0	<5.0	<2.0	BRL
MW-36D	11/18/2020	<5.0	<5.0	<5.0	<5.0	<2.0	BRL
	03/05/2021	<5.0	<5.0	<5.0	<5.0	<2.0	BRL
	08/18/2021	<5.0	<5.0	<5.0	<5.0	<2.0	BRL
	Remedial Injections - Fall 2021						
	6/6/2022	NS	NS	NS	NS	NS	NS
	8/8/2022	NS	NS	NS	NS	NS	NS
	11/15/2022	<5.0	<5.0	<5.0	<5.0	<2.0	BRL
	2/9/2023	NS	NS	NS	NS	NS	NS

		PCE	TCE	cDCE	tDCE	VC	Other VOCs
IDEM RCG Residential TWSL's		**5**	**5**	**70**	**100**	**2**	**Varies**
IDEM RCG Residential VESL's		**110**	**9.1**	**NE**	**NE**	**2.1**	**Varies**
IDEM RCG Industrial VESL's		**470**	**38**	**NE**	**NE**	**35**	**Varies**
Sample Identification	**Date Collected**	**Analytical Results in micrograms per liter (ug/L)**					
MW-37	11/18/2020	**23.8**	**23.5**	<5.0	<5.0	<2.0	BRL
	03/05/2021	**17.8**	**12.6**	<5.0	<5.0	<2.0	BRL
	08/16/2021	**22.5**	**23.9**	<5.0	<5.0	<2.0	BRL
	Remedial Injections - Fall 2021						
	03/16/2022	**26.3**	**38.5**	<5.0	<5.0	<2.0	BRL
	6/6/2022	**32.7**	**35.8**	<5.0	<5.0	<2.0	BRL
	08/08/2022	**22.4**	**23.3**	<5.0	<5.0	<2.0	BRL
	11/15/2022	**26.9**	**16**	<5.0	<5.0	<2.0	BRL
	02/09/2023	**26.9**	**9.6**	<5.0	<5.0	<2.0	BRL
MW-37D	11/18/2020	<5.0	<5.0	<5.0	<5.0	<2.0	BRL
	03/05/2021	<5.0	<5.0	<5.0	<5.0	<2.0	BRL
	08/16/2021	<5.0	<5.0	<5.0	<5.0	<2.0	BRL
	Remedial Injections - Fall 2021						
	6/6/2022	NS	NS	NS	NS	NS	NS
	8/8/2022	NS	NS	NS	NS	NS	NS
	11/15/2022	<5.0	<5.0	<5.0	<5.0	<2.0	BRL
	2/9/2023	NS	NS	NS	NS	NS	NS
MW-38	11/17/2020	**47.6**	**35.1**	<5.0	<5.0	<2.0	BRL
	03/04/2021	**35**	**27.1**	<5.0	<5.0	<2.0	BRL
	08/12/2021	**37.5**	**46.3**	<5.0	<5.0	<2.0	BRL
	Remedial Injections - Fall 2021						
	6/6/2022	NS	NS	NS	NS	NS	NS
	8/8/2022	NS	NS	NS	NS	NS	NS
	11/15/2022	**55.9**	**25.5**	<5.0	<5.0	<2.0	BRL
	2/9/2023	NS	NS	NS	NS	NS	NS
MW-38D	11/17/2020	**18.5**	**105**	<5.0	<5.0	<2.0	BRL
	03/04/2021	**13.2**	**99.7**	<5.0	<5.0	<2.0	BRL
	08/12/2021	**23.1**	**141**	<5.0	<5.0	<2.0	BRL
	Remedial Injections - Fall 2021						
	6/6/2022	NS	NS	NS	NS	NS	NS
	8/8/2022	NS	NS	NS	NS	NS	NS
	11/15/2022	**23.9**	**91.3**	<5.0	<5.0	<2.0	BRL
	2/9/2023	NS	NS	NS	NS	NS	NS
MW-39	11/18/2020	**8**	**12.4**	<5.0	<5.0	**9.9**	BRL
	03/04/2021	**14.4**	**36.7**	<5.0	<5.0	**4.7**	BRL
	08/13/2021	**10.3**	**43.3**	<5.0	<5.0	<2.0	BRL
	Remedial Injections - Fall 2021						
	03/16/2022	**21.5**	**50.9**	<5.0	<5.0	**3.5**	BRL
	6/6/2022	**30.0**	**63.7**	<5.0	<5.0	**3.7**	BRL
	08/08/2022	**13.2**	**10.9**	<5.0	<5.0	**10.1**	BRL
	11/17/2022	Well obstructed and could not be sampled					
	2/9/2023	Well obstructed and could not be sampled					
MW-39D	11/18/2020	<5.0	<5.0	**10.9**	<5.0	<2.0	BRL
	03/04/2021	<5.0	<5.0	<5.0	<5.0	<2.0	BRL
	08/13/2021	<5.0	<5.0	**23.8**	<5.0	<2.0	BRL
	Remedial Injections - Fall 2021						
	6/6/2022	NS	NS	NS	NS	NS	NS
	8/8/2022	NS	NS	NS	NS	NS	NS
	11/17/2022	<5.0	<5.0	**10.1**	<5.0	<2.0	BRL
	2/9/2023	NS	NS	NS	NS	NS	NS

		PCE	TCE	cDCE	tDCE	VC	Other VOCs
IDEM RCG Residential TWSL's		**5**	**5**	**70**	**100**	**2**	**Varies**
IDEM RCG Residential VESL's		**110**	**9.1**	**NE**	**NE**	**2.1**	**Varies**
IDEM RCG Industrial VESL's		**470**	**38**	**NE**	**NE**	**35**	**Varies**
Sample Identification	**Date Collected**	**Analytical Results in micrograms per liter (ug/L)**					
MW-40	11/18/2020	<5.0	**213**	**401**	**640**	**4.1**	BRL
	03/03/2021	<5.0	**159**	**296**	**405**	**2.2**	BRL
	08/16/2021	<5.0	**193**	**160**	**187**	<2.0	BRL
	Remedial Injections - Fall 2021						
	03/16/2022	<5.0	**197**	**65.8**	**66.2**	<2.0	BRL
	6/7/2022	<5.0	**212**	**50.9**	**44.6**	<2.0	BRL
	08/10/2022	<5.0	**182**	**88.5**	**82.4**	<2.0	BRL
	11/16/2022	<5.0	**163**	**125**	**142**	<2.0	BRL
	02/16/2023	<5.0	**167**	**218**	**260**	**2.3**	BRL
MW-40D	11/18/2020	<5.0	<5.0	**15.5**	**22.1**	<2.0	BRL
	03/03/2021	<5.0	<5.0	**6.6**	**5.4**	<2.0	BRL
	08/16/2021	<5.0	<5.0	**6.1**	<5.0	<2.0	BRL
	Remedial Injections - Fall 2021						
	6/6/2022	NS	NS	NS	NS	NS	NS
	8/8/2022	NS	NS	NS	NS	NS	NS
	11/16/2022	<5.0	<5.0	<5.0	<5.0	<2.0	BRL
	2/9/2023	NS	NS	NS	NS	NS	NS
MW-41	11/17/2020	<5.0	**400**	**6.3**	<5.0	**3.3**	BRL
	03/03/2021	<5.0	**304**	**5.3**	<5.0	**3.5**	BRL
	08/13/2021	<5.0	**250**	<5.0	<5.0	<2.0	BRL
	Remedial Injections - Fall 2021						
	03/14/2022	<5.0	**139**	**178**	<5.0	**2.9**	BRL
	6/8/2022	<5.0	**163**	**84.1**	<5.0	**2.8**	BRL
	08/10/2022	<5.0	**243**	**90.4**	<5.0	**3.9**	BRL
	11/17/2022	<5.0	**220**	**82.3**	<5.0	**4.5**	BRL
	02/16/2023	<5.0	**125**	**164**	<5.0	**9.3**	BRL
MW-41D	11/17/2020	<5.0	**277**	**7.1**	<5.0	<2.0	BRL
	03/03/2021	<5.0	**248**	**6.6**	<5.0	<2.0	BRL
	08/13/2021	<5.0	**236**	**9.7**	<5.0	<2.0	BRL
	Remedial Injections - Fall 2021						
	03/17/2022	<5.0	<5.0	**435**	<5.0	**3.3**	BRL
	6/8/2022	<5.0	<5.0	**299**	<5.0	**24.7**	BRL
	08/10/2022	<5.0	<5.0	**13.9**	<5.0	**7.4**	BRL
	11/17/2022	<5.0	<5.0	<5.0	<5.0	<2.0	BRL
	02/14/2023	<5.0	<5.0	<5.0	<5.0	**6.5**	BRL
MW-42	11/17/2020	<5.0	**258**	<5.0	<5.0	<2.0	BRL
	03/05/2021	<5.0	**131**	<5.0	<5.0	<2.0	BRL
	08/16/2021	<5.0	**201**	<5.0	<5.0	<2.0	BRL
	Remedial Injections - Fall 2021						
	03/15/2022	<5.0	**84.0**	<5.0	<5.0	<2.0	BRL
	6/9/2022	<5.0	**187**	<5.0	<5.0	<2.0	BRL
	08/10/2022	<5.0	**204**	<5.0	<5.0	<2.0	BRL
	11/18/2022	<5.0	**252**	<5.0	<5.0	<2.0	BRL
	02/15/2023	<5.0	**183**	<5.0	<5.0	<2.0	BRL
MW-42D	11/17/2020	<5.0	**46.4**	**450**	**37**	<2.0	BRL
	03/05/2021	<5.0	**48.8**	**369**	**26.4**	<2.0	BRL
	08/16/2021	<5.0	**71.7**	**231**	**14.4**	<2.0	BRL
	Remedial Injections - Fall 2021						
	03/15/2022	<5.0	**132**	**171**	**13.6**	<2.0	BRL
	6/9/2022	<5.0	**111**	**312**	**27**	<2.0	BRL
	08/10/2022	<5.0	**122**	**365**	**31.2**	<2.0	BRL
	11/18/2022	<5.0	**95.6**	**298**	**22.0**	<2.0	BRL
	02/15/2023	<5.0	**92.9**	**328**	**27.8**	<2.0	BRL

		PCE	TCE	cDCE	tDCE	VC	Other VOCs
IDEM RCG Residential TWSL's		**5**	**5**	**70**	**100**	**2**	**Varies**
IDEM RCG Residential VESL's		**110**	**9.1**	**NE**	**NE**	**2.1**	**Varies**
IDEM RCG Industrial VESL's		**470**	**38**	**NE**	**NE**	**35**	**Varies**
Sample Identification	**Date Collected**	**Analytical Results in micrograms per liter (ug/L)**					
MW-43	11/18/2020	<5.0	<5.0	<5.0	<5.0	<2.0	BRL
	03/04/2021	<5.0	<5.0	<5.0	<5.0	<2.0	BRL
	08/12/2021	<5.0	<5.0	<5.0	<5.0	<2.0	BRL
	Remedial Injections - Fall 2021						
	03/16/2022	<5.0	<5.0	<5.0	<5.0	<2.0	BRL
	6/9/2022	<5.0	<5.0	<5.0	<5.0	<2.0	BRL
	08/11/2022	<5.0	<5.0	<5.0	<5.0	<2.0	BRL
	11/16/2022	<5.0	<5.0	<5.0	<5.0	<2.0	BRL
	02/17/2023	<5.0	<5.0	<5.0	<5.0	<2.0	BRL
MW-43D	11/18/2020	<5.0	**7.1**	**16.7**	<5.0	<2.0	BRL
	03/04/2021	<5.0	<5.0	**10.7**	<5.0	<2.0	BRL
	08/12/2021	<5.0	**7.9**	**10**	<5.0	<2.0	BRL
	Remedial Injections - Fall 2021						
	03/16/2022	<5.0	<5.0	<5.0	<5.0	<2.0	BRL
	6/9/2022	<5.0	<5.0	<5.0	<5.0	<2.0	BRL
	08/11/2022	<5.0	<5.0	<5.0	<5.0	<2.0	BRL
	11/16/2022	<5.0	<5.0	<5.0	<5.0	<2.0	BRL
	02/17/2023	<5.0	<5.0	<5.0	<5.0	<2.0	BRL
MW-44	11/19/2020	<5.0	<5.0	<5.0	<5.0	<2.0	BRL
	03/04/2021	<5.0	<5.0	<5.0	<5.0	<2.0	BRL
	08/12/2021	<5.0	<5.0	<5.0	<5.0	<2.0	BRL
	Remedial Injections - Fall 2021						
	6/6/2022	NS	NS	NS	NS	NS	NS
	8/8/2022	NS	NS	NS	NS	NS	NS
	11/15/2022	<5.0	<5.0	<5.0	<5.0	<2.0	BRL
	2/9/2023	NS	NS	NS	NS	NS	NS
MW-44D	11/19/2020	<5.0	<5.0	<5.0	<5.0	<2.0	BRL
	03/04/2021	<5.0	<5.0	<5.0	<5.0	<2.0	BRL
	08/12/2021	<5.0	<5.0	<5.0	<5.0	<2.0	BRL
	Remedial Injections - Fall 2021						
	6/6/2022	NS	NS	NS	NS	NS	NS
	8/8/2022	NS	NS	NS	NS	NS	NS
	11/15/2022	<5.0	<5.0	<5.0	<5.0	<2.0	BRL
	2/9/2023	NS	NS	NS	NS	NS	NS
MW-45	11/19/2020	<5.0	<5.0	<5.0	<5.0	<2.0	BRL
	03/03/2021	<5.0	<5.0	<5.0	<5.0	<2.0	BRL
	08/12/2021	<5.0	<5.0	<5.0	<5.0	<2.0	BRL
	Remedial Injections - Fall 2021						
	6/6/2022	NS	NS	NS	NS	NS	NS
	8/8/2022	NS	NS	NS	NS	NS	NS
	11/17/2022	<5.0	<5.0	<5.0	<5.0	<2.0	BRL
	2/9/2023	NS	NS	NS	NS	NS	NS
MW-45D	11/19/2020	<5.0	<5.0	<5.0	<5.0	<2.0	BRL
	03/03/2021	<5.0	<5.0	<5.0	<5.0	<2.0	BRL
	08/12/2021	<5.0	<5.0	<5.0	<5.0	<2.0	BRL
	Remedial Injections - Fall 2021						
	6/6/2022	NS	NS	NS	NS	NS	NS
	8/8/2022	NS	NS	NS	NS	NS	NS
	11/21/2022	<5.0	<5.0	<5.0	<5.0	<2.0	BRL
	2/9/2023	NS	NS	NS	NS	NS	NS

		PCE	TCE	cDCE	tDCE	VC	Other VOCs
IDEM RCG Residential TWSL's		**5**	**5**	**70**	**100**	**2**	**Varies**
IDEM RCG Residential VESL's		**110**	**9.1**	**NE**	**NE**	**2.1**	**Varies**
IDEM RCG Industrial VESL's		**470**	**38**	**NE**	**NE**	**35**	**Varies**
Sample Identification	**Date Collected**	**Analytical Results in micrograms per liter (ug/L)**					
MW-46	11/19/2020	<5.0	<5.0	<5.0	<5.0	<2.0	BRL
	03/02/2021	<5.0	<5.0	<5.0	<5.0	<2.0	BRL
	08/13/2021	<5.0	<5.0	<5.0	<5.0	<2.0	BRL
	Remedial Injections - Spring 2022						
	6/6/2022	NS	NS	NS	NS	NS	NS
	8/8/2022	NS	NS	NS	NS	NS	NS
	11/22/2022	<5.0	<5.0	<5.0	<5.0	<2.0	BRL
	2/9/2023	NS	NS	NS	NS	NS	NS
MW-46I	11/19/2020	<5.0	**35.7**	**43.1**	<5.0	<2.0	BRL
	03/02/2021	<5.0	**29.7**	**40.5**	<5.0	<2.0	BRL
	08/17/2021	<5.0	**31.2**	**45.3**	<5.0	<2.0	BRL
	Remedial Injections - Spring 2022						
	6/8/2022	<5.0	**29.8**	**46.3**	**5.0**	<2.0	BRL
	08/11/2022	<5.0	<5.0	**84.5**	<5.0	**8.1**	BRL
	11/22/2022	<5.0	<5.0	**74.4**	<5.0	**31.5**	BRL
	02/10/2023	<5.0	<5.0	<5.0	<5.0	**91.4**	BRL
MW-46D	11/19/2020	<5.0	<5.0	**52.5**	<5.0	<2.0	BRL
	03/02/2021	<5.0	<5.0	**9.3**	<5.0	<2.0	BRL
	08/13/2021	<5.0	<5.0	**10**	<5.0	<2.0	BRL
	Remedial Injections - Spring 2022						
	6/6/2022	NS	NS	NS	NS	NS	NS
	8/8/2022	NS	NS	NS	NS	NS	NS
	11/22/2022	<5.0	<5.0	<5.0	<5.0	<2.0	BRL
	2/9/2023	NS	NS	NS	NS	NS	NS
MW-47	11/19/2020	<5.0	<5.0	<5.0	<5.0	<2.0	BRL
	03/02/2021	<5.0	<5.0	<5.0	<5.0	<2.0	BRL
	08/13/2021	<5.0	<5.0	<5.0	<5.0	<2.0	BRL
	Remedial Injections - Spring 2022						
	6/6/2022	NS	NS	NS	NS	NS	NS
	8/8/2022	NS	NS	NS	NS	NS	NS
	11/21/2022	<5.0	<5.0	<5.0	<5.0	<2.0	BRL
	2/9/2023	NS	NS	NS	NS	NS	NS
MW-47I	11/19/2020	<5.0	<5.0	**9.9**	<5.0	<2.0	BRL
	03/02/2021	<5.0	<5.0	**6.7**	<5.0	<2.0	BRL
	08/17/2021	<5.0	<5.0	**34.1**	<5.0	<2.0	BRL
	Remedial Injections - Spring 2022						
	6/6/2022	NS	NS	NS	NS	NS	NS
	8/8/2022	NS	NS	NS	NS	NS	NS
	11/21/2022	<5.0	<5.0	**26.4**	<5.0	<2.0	BRL
	2/9/2023	NS	NS	NS	NS	NS	NS
MW-47D	11/19/2020	<5.0	<5.0	<5.0	<5.0	<2.0	BRL
	03/02/2021	<5.0	<5.0	<5.0	<5.0	<2.0	BRL
	08/13/2021	<5.0	<5.0	<5.0	<5.0	<2.0	BRL
	Remedial Injections - Spring 2022						
	6/6/2022	NS	NS	NS	NS	NS	NS
	8/8/2022	NS	NS	NS	NS	NS	NS
	11/21/2022	<5.0	<5.0	<5.0	<5.0	<2.0	BRL
	2/9/2023	NS	NS	NS	NS	NS	NS

		PCE	TCE	cDCE	tDCE	VC	Other VOCs
IDEM RCG Residential TWSL's		**5**	**5**	**70**	**100**	**2**	**Varies**
IDEM RCG Residential VESL's		**110**	**9.1**	**NE**	**NE**	**2.1**	**Varies**
IDEM RCG Industrial VESL's		**470**	**38**	**NE**	**NE**	**35**	**Varies**
Sample Identification	**Date Collected**	**Analytical Results in micrograms per liter (ug/L)**					
MW-48	11/19/2020	<5.0	<5.0	<5.0	<5.0	<2.0	BRL
	03/02/2021	<5.0	<5.0	<5.0	<5.0	<2.0	BRL
	08/16/2021	<5.0	<5.0	<5.0	<5.0	<2.0	BRL
	Remedial Injections - Spring 2022						
	6/6/2022	NS	NS	NS	NS	NS	NS
	8/8/2022	NS	NS	NS	NS	NS	NS
	11/21/2022	<5.0	<5.0	<5.0	<5.0	<2.0	BRL
	2/9/2023	NS	NS	NS	NS	NS	NS
MW-48D	11/19/2020	<5.0	<5.0	<5.0	<5.0	<2.0	BRL
	03/02/2021	<5.0	<5.0	<5.0	<5.0	<2.0	BRL
	08/16/2021	<5.0	<5.0	<5.0	<5.0	<2.0	BRL
	Remedial Injections - Spring 2022						
	6/6/2022	NS	NS	NS	NS	NS	NS
	8/8/2022	NS	NS	NS	NS	NS	NS
	11/21/2022	<5.0	<5.0	<5.0	<5.0	<2.0	BRL
	2/9/2023	NS	NS	NS	NS	NS	NS
MW-49	11/19/2020	<5.0	<5.0	<5.0	<5.0	<2.0	BRL
	03/03/2021	<5.0	<5.0	<5.0	<5.0	<2.0	BRL
	08/16/2021	NS	NS	NS	NS	NS	BRL
	Remedial Injections - Spring 2022						
	6/6/2022	NS	NS	NS	NS	NS	NS
	8/8/2022	NS	NS	NS	NS	NS	NS
	11/21/2022	<5.0	<5.0	<5.0	<5.0	<2.0	BRL
	2/9/2023	NS	NS	NS	NS	NS	NS
MW-49D	11/19/2020	<5.0	<5.0	<5.0	<5.0	<2.0	BRL
	3/3/2021	<5.0	<5.0	<5.0	<5.0	<2.0	BRL
	Remedial Injections - Spring 2022						
	6/6/2022	NS	NS	NS	NS	NS	NS
	8/8/2022	NS	NS	NS	NS	NS	NS
	11/21/2022	<5.0	<5.0	<5.0	<5.0	<2.0	BRL
	2/9/2023	NS	NS	NS	NS	NS	NS
MW-50	08/17/2021	<5.0	<5.0	<5.0	<5.0	<2.0	BRL
	Remedial Injections - Fall 2021						
	6/6/2022	NS	NS	NS	NS	NS	NS
	8/8/2022	NS	NS	NS	NS	NS	NS
	11/16/2022	<5.0	<5.0	<5.0	<5.0	<2.0	BRL
	2/9/2023	NS	NS	NS	NS	NS	NS
MW-50D	08/17/2021	<5.0	<5.0	<5.0	<5.0	<2.0	BRL
	Remedial Injections - Fall 2021						
	6/6/2022	NS	NS	NS	NS	NS	NS
	8/8/2022	NS	NS	NS	NS	NS	NS
	11/16/2022	<5.0	<5.0	<5.0	<5.0	<2.0	BRL
	2/9/2023	NS	NS	NS	NS	NS	NS
MW-51	08/17/2021	<5.0	<5.0	<5.0	<5.0	<2.0	BRL
	Remedial Injections - Fall 2021						
	6/6/2022	NS	NS	NS	NS	NS	NS
	8/8/2022	NS	NS	NS	NS	NS	NS
	11/16/2022	<5.0	<5.0	<5.0	<5.0	<2.0	BRL
	2/9/2023	NS	NS	NS	NS	NS	NS

		PCE	TCE	cDCE	tDCE	VC	Other VOCs
IDEM RCG Residential TWSL's		**5**	**5**	**70**	**100**	**2**	**Varies**
IDEM RCG Residential VESL's		**110**	**9.1**	**NE**	**NE**	**2.1**	**Varies**
IDEM RCG Industrial VESL's		**470**	**38**	**NE**	**NE**	**35**	**Varies**
Sample Identification	**Date Collected**	**Analytical Results in micrograms per liter (ug/L)**					
MW-52	08/16/2021	<5.0	**20.5**	**124**	**191**	<2.0	BRL
	Remedial Injections - Fall 2021						
	6/6/2022	NS	NS	NS	NS	NS	NS
	8/8/2022	NS	NS	NS	NS	NS	NS
	11/16/2022	<5.0	**49.2**	**265**	**469**	**2.3**	BRL
	2/9/2023	NS	NS	NS	NS	NS	NS
MW-52D	08/16/2021	<5.0	**5.5**	**129**	**221**	<2.0	BRL
	Remedial Injections - Fall 2021						
	6/6/2022	NS	NS	NS	NS	NS	NS
	8/8/2022	NS	NS	NS	NS	NS	NS
	11/16/2022	<5.0	<5.0	**76.6**	**80.5**	<2.0	BRL
	2/9/2023	NS	NS	NS	NS	NS	NS
MW-53S (former TMW-1)	02/06/2019	<5.0	**11.2**	<5.0	<5.0	<2.0	BRL
	3/8/2019	<5.0	**14.9**	<5.0	<5.0	<2.0	BRL
	03/26/2019	<5.0	**7**	<5.0	<5.0	<2.0	BRL
	11/16/2020	Well Abandoned. New well installed 10/xx/2022					
	Remedial Injections - Spring 2022						
	11/17/2022	<5.0	**6.3**	<5.0	<5.0	<2.0	BRL
	02/13/2023	<5.0	<5.0	<5.0	<5.0	<2.0	BRL
MW-53D (former TMW-1D)	02/06/2019	<5.0	**24.2**	**510**	**41.6**	<2.0	BRL
	3/8/2019	<5.0	**19.8**	**660**	<5.0	<2.0	BRL
	03/26/2019	<5.0	**11.9**	**829**	**41**	<2.0	BRL
	11/16/2020	Well Abandoned. New well installed 10/xx/2022					
	Remedial Injections - Spring 2022						
	11/17/2022	<5.0	**8.9**	**155**	**15.6**	<2.0	BRL
	02/15/2023	<5.0	<5.0	**267**	**27.6**	<2.0	BRL
MW-54S (former TMW-2)	02/06/2019	<5.0	**94.1**	<5.0	<5.0	<2.0	BRL
	3/8/2019	<5.0	**106**	<5.0	<5.0	<2.0	BRL
	03/26/2019	<5.0	**73.7**	<5.0	<5.0	<2.0	BRL
	11/16/2020	Well Abandoned. New well installed 10/xx/2022					
	Remedial Injections - Spring 2022						
	11/17/2022	<5.0	**29**	<5.0	<5.0	<2.0	BRL
	02/13/2023	<5.0	**11.9**	<5.0	<5.0	<2.0	BRL
MW-54D (former TMW-2D)	02/06/2019	<5.0	**15.9**	**550**	**43.4**	<2.0	BRL
	3/8/2019	<5.0	**40.9**	**250**	<5.0	<2.0	BRL
	03/26/2019	<5.0	**13.7**	**683**	**49.6**	**2.3**	BRL
	11/16/2020	Well Abandoned. New well installed 10/xx/2022					
	Remedial Injections - Spring 2022						
	11/17/2022	<5.0	<5.0	**500**	**34.4**	**5.1**	BRL
	02/13/2023	<5.0	<5.0	**517**	**72.6**	**12.4**	BRL
MW-55S (former TMW-3)	02/06/2019	<5.0	**30.4**	<5.0	<5.0	<2.0	BRL
	3/8/2019	<5.0	**37.3**	<5.0	<5.0	<2.0	BRL
	03/26/2019	<5.0	**25.2**	<5.0	<5.0	<2.0	BRL
	11/16/2020	Well Abandoned. New well installed 10/xx/2022					
	Remedial Injections - Spring 2022						
	11/17/2022	<5.0	**51.5**	<5.0	<5.0	<2.0	BRL
	02/15/2023	<5.0	**52.4**	<5.0	<5.0	<2.0	BRL

		PCE	TCE	cDCE	tDCE	VC	Other VOCs
IDEM RCG Residential TWSL's		**5**	**5**	**70**	**100**	**2**	**Varies**
IDEM RCG Residential VESL's		**110**	**9.1**	**NE**	**NE**	**2.1**	**Varies**
IDEM RCG Industrial VESL's		**470**	**38**	**NE**	**NE**	**35**	**Varies**
Sample Identification	**Date Collected**	**Analytical Results in micrograms per liter (ug/L)**					
MW-55D (former TMW-3D)	02/06/2019	<5.0	**383**	**1060**	**87.5**	<2.0	BRL
	3/8/2019	<5.0	**152**	**539**	<5.0	<2.0	BRL
	03/26/2019	<5.0	**288**	**904**	**78.4**	<2.0	BRL
	11/16/2020	Well Abandoned. New well installed 10/xx/2022					
	Remedial Injections - Spring 2022						
	11/17/2022	<5.0	**20.5**	**121**	<5.0	**58.4**	BRL
	02/13/2023	<5.0	**8.4**	**144**	<5.0	**41.9**	BRL
MW-56S (former TMW-4)	02/07/2019	<5.0	<5.0	<5.0	<5.0	<2.0	BRL
	3/8/2019	<5.0	<5.0	<5.0	<5.0	<2.0	BRL
	03/26/2019	<5.0	<5.0	<5.0	<5.0	<2.0	BRL
	11/16/2020	Well Abandoned. New well installed 10/xx/2022					
	Remedial Injections - Spring 2022						
	11/17/2022	<5.0	<5.0	<5.0	<5.0	<2.0	BRL
	02/13/2023	<5.0	<5.0	<5.0	<5.0	<2.0	BRL
MW-56D (former TMW-4D)	02/07/2019	<5.0	**9.1**	**437**	**14.5**	<2.0	BRL
	03/05/2019	<5.0	**7.3**	**270**	**9.8**	<2.0	BRL
	03/26/2019	<5.0	**10.9**	**395**	<5.0	<2.0	BRL
	11/16/2020	Well Abandoned. New well installed 10/xx/2022					
	Remedial Injections - Spring 2022						
	11/17/2022	<5.0	<5.0	**47.9**	<5.0	<2.0	BRL
	02/13/2023	<5.0	<5.0	**84.0**	<5.0	<2.0	BRL
MW-57S (former TMW-5)	02/08/2019	<5.0	**479**	<5.0	<5.0	<2.0	BRL
	03/05/2019	<5.0	**311**	<5.0	<5.0	<2.0	BRL
	03/26/2019	<5.0	**244**	<5.0	<5.0	<2.0	BRL
	11/16/2020	Well Abandoned. New well installed 10/xx/2022					
	Remedial Injections - Spring 2022						
	11/17/2022	<5.0	**612**	<5.0	<5.0	<2.0	BRL
	02/15/2023	<5.0	**407**	<5.0	<5.0	<2.0	BRL
MW-57D (former TMW-5D)	02/08/2019	<5.0	**528**	**1560**	**139**	<2.0	BRL
	03/05/2019	<5.0	**444**	**1040**	**80.9**	<2.0	BRL
	03/26/2019	<5.0	**500**	**1220**	**112**	<2.0	BRL
	11/16/2020	Well Abandoned. New well installed 10/xx/2022					
	Remedial Injections - Spring 2022						
	11/17/2022	<5.0	**71.1**	**1660**	**84.9**	<2.0	BRL
	02/14/2023	<5.0	<5.0	**1750**	**162**	**2.9**	BRL
MW-58S (former TMW-6)	02/08/2019	<5.0	**14.7**	**24.4**	<5.0	<2.0	BRL
	03/05/2019	<5.0	<5.0	<5.0	<5.0	<2.0	BRL
	03/27/2019	<5.0	<5.0	<5.0	<5.0	<2.0	BRL
	11/16/2020	Well Abandoned. New well installed 10/xx/2022					
	Remedial Injections - Spring 2022						
	11/17/2022	<5.0	<5.0	<5.0	<5.0	<2.0	BRL
	02/14/2023	<5.0	<5.0	<5.0	<5.0	<2.0	BRL
MW-58D (former TMW-6D)	02/08/2019	<5.0	<5.0	**8.3**	<5.0	<2.0	BRL
	03/05/2019	<5.0	<5.0	**5.2**	<5.0	<2.0	BRL
	03/27/2019	<5.0	<5.0	<5.0	<5.0	<2.0	BRL
	11/16/2020	Well Abandoned. New well installed 10/xx/2022					
	Remedial Injections - Spring 2022						
	11/17/2022	<5.0	<5.0	**287**	**9.2**	**2100**	BRL
	02/14/2023	<5.0	<5.0	**181**	<5.0	**3050**	BRL

		PCE	TCE	cDCE	tDCE	VC	Other VOCs
IDEM RCG Residential TWSL's		**5**	**5**	**70**	**100**	**2**	**Varies**
IDEM RCG Residential VESL's		**110**	**9.1**	**NE**	**NE**	**2.1**	**Varies**
IDEM RCG Industrial VESL's		**470**	**38**	**NE**	**NE**	**35**	**Varies**
Sample Identification	**Date Collected**	**Analytical Results in micrograms per liter (ug/L)**					
MW-59D (former TMW-8D)	11/05/2021	<5.0	<5.0	**41.2**	<5.0	<2.0	BRL
	12/02/2021	<5.0	<5.0	**35.2**	<5.0	<2.0	BRL
	Remedial Injections - Spring 2022						
	6/6/2022	NS	NS	NS	NS	NS	NS
	8/8/2022	NS	NS	NS	NS	NS	NS
	11/17/2022	NS	NS	NS	NS	NS	NS
	02/13/2023	<5.0	<5.0	**48.8**	<5.0	**10.2**	BRL
MW-60S (former TMW-9S)	11/04/2021	<5.0	<5.0	<5.0	<5.0	<2.0	BRL
	12/02/2021	<5.0	<5.0	**19.9**	<5.0	<2.0	BRL
	Remedial Injections - Spring 2022						
	6/6/2022	NS	NS	NS	NS	NS	NS
	8/8/2022	NS	NS	NS	NS	NS	NS
	11/17/2022	NS	NS	NS	NS	NS	NS
	02/13/2023	<5.0	<5.0	<5.0	<5.0	<2.0	BRL
MW-60I (former TMW-9I)	11/04/2021	<5.0	**240**	**150**	**15.5**	<2.0	BRL
	12/02/2021	<5.0	**175**	**213**	**16.9**	<2.0	BRL
	Remedial Injections - Spring 2022						
	6/6/2022	NS	NS	NS	NS	NS	NS
	8/8/2022	NS	NS	NS	NS	NS	NS
	11/17/2022	NS	NS	NS	NS	NS	NS
	02/15/2023	<5.0	<5.0	**456**	**12.2**	**82.6**	BRL
MW-60D (former TMW-9D)	11/04/2021	<5.0	**27.7**	**1110**	**202**	<2.0	BRL
	12/02/2021	<5.0	**19.9**	**1430**	**208**	<2.0	BRL
	Remedial Injections - Spring 2022						
	6/6/2022	NS	NS	NS	NS	NS	NS
	8/8/2022	NS	NS	NS	NS	NS	NS
	11/17/2022	NS	NS	NS	NS	NS	NS
	02/15/2023	<5.0	<5.0	**518**	**9.9**	**2230**	BRL
MW-61I (former TMW-10I)	11/04/2021	<5.0	<5.0	**33.0**	<5.0	<2.0	BRL
	12/02/2021	<5.0	<5.0	**23.7**	<5.0	<2.0	BRL
	Remedial Injections - Spring 2022						
	6/6/2022	NS	NS	NS	NS	NS	NS
	8/8/2022	NS	NS	NS	NS	NS	NS
	11/17/2022	NS	NS	NS	NS	NS	NS
	02/13/2023	<5.0	<5.0	**5.5**	<5.0	<2.0	BRL
MW-61D (former TMW-10D)	11/05/2021	<5.0	<5.0	**6.4**	<5.0	<2.0	BRL
	12/02/2021	<5.0	<5.0	**7.3**	<5.0	<2.0	BRL
	Remedial Injections - Spring 2022						
	6/6/2022	NS	NS	NS	NS	NS	NS
	8/8/2022	NS	NS	NS	NS	NS	NS
	11/17/2022	NS	NS	NS	NS	NS	NS
	02/10/2023	<5.0	<5.0	**7.4**	<5.0	<2.0	BRL
MW-62I (former TMW-12I)	12/01/2021	<5.0	**277**	**774**	**62.8**	<2.0	BRL
	Remedial Injections - Spring 2022						
	6/6/2022	NS	NS	NS	NS	NS	NS
	8/8/2022	NS	NS	NS	NS	NS	NS
	11/17/2022	NS	NS	NS	NS	NS	NS
	02/10/2023	<5.0	**13.5**	**869**	**27.5**	<2.0	BRL

		PCE	TCE	cDCE	tDCE	VC	Other VOCs
IDEM RCG Residential TWSL's		**5**	**5**	**70**	**100**	**2**	**Varies**
IDEM RCG Residential VESL's		**110**	**9.1**	**NE**	**NE**	**2.1**	**Varies**
IDEM RCG Industrial VESL's		**470**	**38**	**NE**	**NE**	**35**	**Varies**
Sample Identification	**Date Collected**	**Analytical Results in micrograms per liter (ug/L)**					
MW-62D (former TMW-12D)	11/05/2021	<5.0	<5.0	**517**	**33.4**	<2.0	BRL
	12/01/2021	<5.0	<5.0	**704**	**30.9**	**3.1**	BRL
	Remedial Injections - Spring 2022						
	6/6/2022	NS	NS	NS	NS	NS	NS
	8/8/2022	NS	NS	NS	NS	NS	NS
	11/17/2022	NS	NS	NS	NS	NS	NS
	02/10/2023	<5.0	<5.0	**36.6**	<5.0	**429**	BRL
MW-63I (former TMW-13I)	11/04/2021	<5.0	<5.0	<5.0	<5.0	<2.0	BRL
	12/01/2021	<5.0	<5.0	<5.0	<5.0	<2.0	BRL
	Remedial Injections - Spring 2022						
	6/6/2022	NS	NS	NS	NS	NS	NS
	8/8/2022	NS	NS	NS	NS	NS	NS
	11/17/2022	NS	NS	NS	NS	NS	NS
	02/10/2023	<5.0	<5.0	**10.3**	<5.0	<2.0	BRL
MW-63D (former TMW-13D)	11/04/2021	<5.0	<5.0	<5.0	<5.0	<2.0	BRL
	12/01/2021	<5.0	<5.0	<5.0	<5.0	<2.0	BRL
	Remedial Injections - Spring 2022						
	6/6/2022	NS	NS	NS	NS	NS	NS
	8/8/2022	NS	NS	NS	NS	NS	NS
	11/17/2022	NS	NS	NS	NS	NS	NS
	02/10/2023	<5.0	<5.0	<5.0	<5.0	<2.0	BRL
MW-64I	11/22/2022	<5.0	**101**	**745**	**74.9**	<2.0	BRL
	02/10/2023	<5.0	**63.8**	**659**	**61.2**	<2.0	BRL
MW-64D	11/22/2022	<5.0	<5.0	<5.0	<5.0	<2.0	BRL
	02/10/2023	<5.0	<5.0	<5.0	<5.0	<2.0	BRL
TMW-7	02/07/2019	<5.0	<5.0	<5.0	<5.0	<2.0	BRL
	03/05/2019	<5.0	<5.0	<5.0	<5.0	<2.0	BRL
	03/27/2019	<5.0	<5.0	<5.0	<5.0	<2.0	BRL
	11/16/2020	Well Abandoned					
TMW-7D	02/07/2019	<5.0	<5.0	**780**	**38.2**	<2.0	BRL
	03/05/2019	<5.0	**19.2**	**246**	**14.2**	<2.0	BRL
	03/27/2019	<5.0	<5.0	**943**	**46**	<2.0	BRL
	11/16/2020	Well Abandoned					
TMW-8S	11/05/2021	<5.0	<5.0	<5.0	<5.0	<2.0	BRL
	12/01/2021	<5.0	<5.0	<5.0	<5.0	<2.0	BRL
	4/14/2022	Well Abandoned					
TMW-10S	11/04/2021	<5.0	<5.0	<5.0	<5.0	<2.0	BRL
	12/02/2021	<5.0	<5.0	<5.0	<5.0	<2.0	BRL
	4/14/2022	Well Abandoned					
TMW-11D	11/05/2021	<5.0	<5.0	<5.0	<5.0	<2.0	BRL
	12/01/2021	<5.0	<5.0	<5.0	<5.0	<2.0	BRL
	4/14/2022	Well Abandoned					
TMW-14D	11/04/2021	<5.0	<5.0	**10.5**	<5.0	<2.0	BRL
	12/01/2021	<5.0	<5.0	<5.0	<5.0	<2.0	BRL
	4/14/2022	Well Abandoned					

Notes

BOLD	= Constituent detected above Laboratory Reporting Limit
BOLD	= Constituent detected above IDEM RCG Residential TWSL's
BOLD	= Constituent detected above IDEM RCG Residential VESL's
BOLD	= Constituent detected above IDEM RCG Industrial VESL's

NE = No Screening Level Established for Constituent

BRL - Below Laboratory Reporting Limit

NS=Not Sampled

APPENDIX C

1Q2023 LOW FLOW SAMPLING LOGS

Low-Flow Test Report:

Test Date / Time: 2/9/2023 12:11:14 PM
Project: HRID 1Q2023 MW-11
Operator Name: Kilauren Driscoll

Location Name: HRID MW-36 **Well Diameter: 2 in** **Casing Type: PVC sch 40** **Screen Length: 10 ft** **Top of Screen: 14 ft** **Total Depth: 13.82 ft** **Initial Depth to Water: 9.31 ft**	**Pump Type: Mega typhoon pro SS** **Tubing Type: Poly** **Pump Intake From TOC: 11 ft** **Estimated Total Volume Pumped: 2600 ml** **Flow Cell Volume: 130 ml** **Final Flow Rate: 200 ml/min** **Final Draw Down: 9.31 ft**	**Instrument Used: Aqua TROLL 500** **Serial Number: 913928**

Test Notes:
VOCs. Clear no odor

Weather Conditions:
Sunny, windy

Low-Flow Readings:

Date Time	Elapsed Time	pH	Temperature	Specific Conductivity	RDO Concentration	Turbidity	ORP	Depth to Water	Flow
		+/- 0.1	+/- 3 %	+/- 3 %	+/- 10 %	+/- 10 %	+/- 10		
2/9/2023 12:11 PM	00:00	6.69 pH	57.79 °F	803.40 µS/cm	3.43 mg/L	80.84 NTU	64.1 mV	9.31 ft	200.00 ml/min
2/9/2023 12:12 PM	01:00	6.39 pH	55.75 °F	783.57 µS/cm	0.53 mg/L	49.74 NTU	74.9 mV	9.31 ft	200.00 ml/min
2/9/2023 12:13 PM	02:00	6.01 pH	55.67 °F	766.38 µS/cm	0.12 mg/L	33.02 NTU	92.5 mV	9.31 ft	200.00 ml/min
2/9/2023 12:14 PM	03:00	5.76 pH	55.64 °F	751.59 µS/cm	0.05 mg/L	28.20 NTU	104.0 mV	9.31 ft	200.00 ml/min
2/9/2023 12:15 PM	04:00	5.65 pH	55.55 °F	741.21 µS/cm	0.03 mg/L	21.16 NTU	107.9 mV	9.31 ft	200.00 ml/min
2/9/2023 12:16 PM	05:00	5.57 pH	55.59 °F	736.19 µS/cm	0.01 mg/L	15.76 NTU	110.0 mV	9.31 ft	200.00 ml/min
2/9/2023 12:17 PM	06:00	5.50 pH	55.57 °F	735.34 µS/cm	0.00 mg/L	12.84 NTU	112.0 mV	9.31 ft	200.00 ml/min
2/9/2023 12:18 PM	07:00	5.46 pH	55.51 °F	736.63 µS/cm	0.00 mg/L	8.85 NTU	112.2 mV	9.31 ft	200.00 ml/min
2/9/2023 12:19 PM	08:00	5.44 pH	55.44 °F	735.56 µS/cm	0.00 mg/L	7.45 NTU	111.9 mV	9.31 ft	200.00 ml/min
2/9/2023 12:20 PM	09:00	5.44 pH	55.45 °F	735.93 µS/cm	0.00 mg/L	4.92 NTU	110.5 mV	9.31 ft	200.00 ml/min
2/9/2023 12:21 PM	10:00	5.43 pH	55.47 °F	737.99 µS/cm	0.00 mg/L	4.66 NTU	109.3 mV	9.31 ft	200.00 ml/min
2/9/2023 12:22 PM	11:00	5.47 pH	55.41 °F	733.26 µS/cm	0.00 mg/L	3.81 NTU	106.5 mV	9.31 ft	200.00 ml/min
2/9/2023 12:23 PM	12:00	5.49 pH	55.35 °F	731.64 µS/cm	0.00 mg/L	3.13 NTU	104.3 mV	9.31 ft	200.00 ml/min

2/9/2023 12:24 PM	13:00	5.48 pH	55.25 °F	731.94 µS/cm	0.00 mg/L	2.84 NTU	103.3 mV	9.31 ft	200.00 ml/min

Samples

Sample ID:	Description:

Created using VuSitu from In-Situ, Inc.

Low-Flow Test Report:

Test Date / Time: 2/10/2023 8:51:45 AM
Project: HRID 1Q2023 MW-12
Operator Name: Kilauren Driscoll

Location Name: HRID **Well Diameter: 2 in** **Casing Type: PVC Sch. 40** **Screen Length: 10 ft** **Top of Screen: 6 ft** **Total Depth: 16.23 ft** **Initial Depth to Water: 10.9 ft**	**Pump Type: Mega typhoon pro SS** **Tubing Type: Poly** **Pump Intake From TOC: 13 ft** **Estimated Total Volume Pumped: 4200 ml** **Flow Cell Volume: 130 ml** **Final Flow Rate: 300 ml/min** **Final Draw Down: 10.91 ft**	**Instrument Used: Aqua TROLL 500** **Serial Number: 913928**

Test Notes:
VOCs. Cloudy no odor

Weather Conditions:
Overcast 39 degrees

Low-Flow Readings:

Date Time	Elapsed Time	pH	Temperature	Specific Conductivity	RDO Concentration	Turbidity	ORP	Depth to Water	Flow
		+/- 0.1	+/- 3 %	+/- 3 %	+/- 10 %	+/- 10 %	+/- 10		
2/10/2023 8:51 AM	00:00	6.18 pH	51.06 °F	841.82 µS/cm	5.59 mg/L	157.46 NTU	37.1 mV	10.90 ft	300.00 ml/min
2/10/2023 8:52 AM	01:00	5.93 pH	53.76 °F	828.28 µS/cm	2.25 mg/L	231.28 NTU	47.6 mV	10.90 ft	300.00 ml/min
2/10/2023 8:53 AM	02:00	5.82 pH	54.63 °F	820.70 µS/cm	1.52 mg/L	181.71 NTU	51.1 mV	10.90 ft	300.00 ml/min
2/10/2023 8:54 AM	03:00	5.81 pH	54.85 °F	816.00 µS/cm	1.31 mg/L	140.44 NTU	50.5 mV	10.90 ft	300.00 ml/min
2/10/2023 8:55 AM	04:00	5.87 pH	55.04 °F	811.82 µS/cm	1.15 mg/L	107.36 NTU	46.8 mV	10.90 ft	300.00 ml/min
2/10/2023 8:56 AM	05:00	5.98 pH	55.11 °F	811.42 µS/cm	1.09 mg/L	70.65 NTU	40.5 mV	10.90 ft	300.00 ml/min
2/10/2023 8:57 AM	06:00	6.11 pH	55.26 °F	809.81 µS/cm	1.02 mg/L	54.98 NTU	33.6 mV	10.90 ft	300.00 ml/min
2/10/2023 8:58 AM	07:00	6.24 pH	55.36 °F	807.66 µS/cm	0.92 mg/L	38.84 NTU	26.5 mV	10.90 ft	300.00 ml/min
2/10/2023 8:59 AM	08:00	6.31 pH	55.48 °F	806.03 µS/cm	0.81 mg/L	23.92 NTU	22.9 mV	10.90 ft	300.00 ml/min
2/10/2023 9:00 AM	09:00	6.37 pH	55.50 °F	809.76 µS/cm	0.84 mg/L	14.61 NTU	20.1 mV	10.90 ft	300.00 ml/min
2/10/2023 9:01 AM	10:00	6.40 pH	55.52 °F	807.76 µS/cm	0.86 mg/L	10.50 NTU	19.0 mV	10.90 ft	300.00 ml/min
2/10/2023 9:02 AM	11:00	6.41 pH	55.58 °F	806.91 µS/cm	0.87 mg/L	6.67 NTU	18.9 mV	10.90 ft	300.00 ml/min
2/10/2023 9:03 AM	12:00	6.45 pH	55.61 °F	807.29 µS/cm	0.78 mg/L	6.00 NTU	17.3 mV	10.90 ft	300.00 ml/min

2/10/2023 9:04 AM	13:00	6.45 pH	55.56 °F	807.47 µS/cm	0.93 mg/L	5.03 NTU	17.9 mV	10.90 ft	300.00 ml/min
2/10/2023 9:05 AM	14:00	6.47 pH	55.60 °F	804.59 µS/cm	0.86 mg/L	4.91 NTU	17.6 mV	10.90 ft	300.00 ml/min

Samples

Sample ID:	Description:

Low-Flow Test Report:

Test Date / Time: 2/10/2023 8:02:25 AM
Project: HRID 1Q2023 MW-12D
Operator Name: Kilauren Driscoll

Location Name: HRID **Well Diameter: 2 in** **Casing Type: PVC Sch. 40** **Screen Length: 10 ft** **Top of Screen: 17 ft** **Total Depth: 27.8 ft** **Initial Depth to Water: 10.44 ft**	**Pump Type: Mega typhoon pro SS** **Tubing Type: Poly** **Pump Intake From TOC: 19 ft** **Estimated Total Volume Pumped: 7500 ml** **Flow Cell Volume: 130 ml** **Final Flow Rate: 300 ml/min** **Final Draw Down: 0 ft**	**Instrument Used: Aqua TROLL 500** **Serial Number: 913928**

Test Notes:
VOCs. Dark brown hue. No odor

Weather Conditions:
Overcast 39 degrees

Low-Flow Readings:

Date Time	Elapsed Time	pH	Temperature	Specific Conductivity	RDO Concentration	Turbidity	ORP	Depth to Water	Flow
		+/- 0.1	+/- 3 %	+/- 3 %	+/- 10 %	+/- 10 %	+/- 10		
2/10/2023 8:02 AM	00:00	6.56 pH	53.26 °F	265.51 µS/cm	4.86 mg/L	24.45 NTU	284.2 mV	10.44 ft	300.00 ml/min
2/10/2023 8:03 AM	01:00	6.14 pH	54.68 °F	289.27 µS/cm	0.82 mg/L	36.94 NTU	286.3 mV	10.44 ft	300.00 ml/min
2/10/2023 8:04 AM	02:00	6.55 pH	54.77 °F	300.06 µS/cm	0.21 mg/L	28.24 NTU	255.8 mV	10.44 ft	300.00 ml/min
2/10/2023 8:05 AM	03:00	6.85 pH	54.52 °F	302.72 µS/cm	0.12 mg/L	25.02 NTU	236.1 mV	10.44 ft	300.00 ml/min
2/10/2023 8:06 AM	04:00	6.85 pH	55.77 °F	324.92 µS/cm	0.09 mg/L	19.00 NTU	229.0 mV	10.44 ft	300.00 ml/min
2/10/2023 8:07 AM	05:00	6.95 pH	56.73 °F	365.65 µS/cm	0.07 mg/L	12.93 NTU	220.4 mV	10.44 ft	300.00 ml/min
2/10/2023 8:08 AM	06:00	7.06 pH	56.76 °F	380.73 µS/cm	0.04 mg/L	10.26 NTU	214.2 mV	10.44 ft	300.00 ml/min
2/10/2023 8:09 AM	07:00	7.23 pH	56.44 °F	392.24 µS/cm	0.03 mg/L	9.99 NTU	204.0 mV	10.44 ft	300.00 ml/min
2/10/2023 8:10 AM	08:00	7.24 pH	56.61 °F	408.91 µS/cm	0.02 mg/L	7.99 NTU	201.4 mV	10.44 ft	300.00 ml/min
2/10/2023 8:11 AM	09:00	7.23 pH	57.89 °F	439.98 µS/cm	0.02 mg/L	9.72 NTU	198.8 mV	10.44 ft	300.00 ml/min
2/10/2023 8:12 AM	10:00	7.33 pH	58.18 °F	443.30 µS/cm	0.00 mg/L	9.99 NTU	192.0 mV	10.44 ft	300.00 ml/min
2/10/2023 8:13 AM	11:00	7.49 pH	58.19 °F	451.44 µS/cm	0.00 mg/L	9.69 NTU	180.3 mV	10.44 ft	300.00 ml/min
2/10/2023 8:14 AM	12:00	7.60 pH	58.20 °F	471.46 µS/cm	0.00 mg/L	9.55 NTU	168.3 mV	10.44 ft	300.00 ml/min

2/10/2023 8:15 AM	13:00	7.68 pH	58.19 °F	487.82 µS/cm	0.00 mg/L	14.42 NTU	153.2 mV	10.44 ft	300.00 ml/min
2/10/2023 8:16 AM	14:00	7.72 pH	58.19 °F	499.56 µS/cm	0.00 mg/L	12.28 NTU	133.5 mV	10.44 ft	300.00 ml/min
2/10/2023 8:17 AM	15:00	7.73 pH	58.24 °F	511.86 µS/cm	0.00 mg/L	16.00 NTU	105.7 mV	10.44 ft	300.00 ml/min
2/10/2023 8:18 AM	16:00	7.78 pH	58.28 °F	517.50 µS/cm	0.00 mg/L	14.25 NTU	69.2 mV	10.44 ft	300.00 ml/min
2/10/2023 8:19 AM	17:00	7.81 pH	58.23 °F	521.80 µS/cm	0.00 mg/L	13.90 NTU	31.9 mV	10.44 ft	300.00 ml/min
2/10/2023 8:20 AM	18:00	7.81 pH	58.23 °F	528.00 µS/cm	0.00 mg/L	13.59 NTU	2.7 mV	10.44 ft	300.00 ml/min
2/10/2023 8:21 AM	19:00	7.80 pH	58.27 °F	531.86 µS/cm	0.00 mg/L	16.93 NTU	-18.9 mV	10.44 ft	300.00 ml/min
2/10/2023 8:22 AM	20:00	7.83 pH	58.25 °F	535.78 µS/cm	0.00 mg/L	17.24 NTU	-35.9 mV	10.44 ft	300.00 ml/min
2/10/2023 8:23 AM	21:00	7.83 pH	58.25 °F	538.50 µS/cm	0.00 mg/L	15.01 NTU	-48.3 mV	10.44 ft	300.00 ml/min
2/10/2023 8:24 AM	22:00	7.79 pH	58.27 °F	543.04 µS/cm	0.00 mg/L	17.47 NTU	-56.8 mV	10.44 ft	300.00 ml/min
2/10/2023 8:25 AM	23:00	7.80 pH	58.27 °F	544.81 µS/cm	0.00 mg/L	16.30 NTU	-66.2 mV	10.44 ft	300.00 ml/min
2/10/2023 8:26 AM	24:00	7.82 pH	58.29 °F	548.52 µS/cm	0.00 mg/L	15.20 NTU	-74.2 mV	10.44 ft	300.00 ml/min
2/10/2023 8:27 AM	25:00	7.81 pH	58.25 °F	550.69 µS/cm	0.00 mg/L	16.78 NTU	-80.7 mV	10.44 ft	300.00 ml/min

Samples

Sample ID:	Description:

Low-Flow Test Report:

Test Date / Time: 2/16/2023 1:53:49 PM
Project: HRID 1Q2023 MW-14
Operator Name: Kilauren Driscoll

Location Name: HRID **Well Diameter: 2 in** **Casing Type: PVC Sch. 40** **Screen Length: 10 ft** **Top of Screen: 10 ft** **Total Depth: 20.23 ft** **Initial Depth to Water: 12.67 ft**	**Pump Type: SS hurricane pro** **Tubing Type: Poly** **Pump Intake From TOC: 16 ft** **Estimated Total Volume Pumped: 4500 ml** **Flow Cell Volume: 130 ml** **Final Flow Rate: 300 ml/min** **Final Draw Down: 12.66 ft**	**Instrument Used: Aqua TROLL 500** **Serial Number: 792620**

Test Notes:
VOCs. Clear no odor

Weather Conditions:
Overcast, light rain, 48 degrees

Low-Flow Readings:

Date Time	Elapsed Time	pH	Temperature	Specific Conductivity	RDO Concentration	Turbidity	ORP	Depth to Water	Flow
		+/- 0.1	+/- 3 %	+/- 3 %	+/- 10 %	+/- 10 %	+/- 10		
2/16/2023 1:53 PM	00:00	7.56 pH	55.00 °F	435.38 µS/cm	1.35 mg/L	97.52 NTU	45.2 mV	12.67 ft	300.00 ml/min
2/16/2023 1:54 PM	01:00	7.56 pH	55.21 °F	433.78 µS/cm	0.23 mg/L	78.62 NTU	28.4 mV	12.67 ft	300.00 ml/min
2/16/2023 1:55 PM	02:00	7.56 pH	55.26 °F	432.80 µS/cm	0.15 mg/L	58.65 NTU	14.2 mV	12.67 ft	300.00 ml/min
2/16/2023 1:56 PM	03:00	7.56 pH	55.27 °F	433.48 µS/cm	0.13 mg/L	41.20 NTU	0.7 mV	12.67 ft	300.00 ml/min
2/16/2023 1:57 PM	04:00	7.56 pH	55.24 °F	435.17 µS/cm	0.11 mg/L	29.93 NTU	-12.0 mV	12.67 ft	300.00 ml/min
2/16/2023 1:58 PM	05:00	7.56 pH	55.35 °F	441.68 µS/cm	0.11 mg/L	22.04 NTU	-28.2 mV	12.67 ft	300.00 ml/min
2/16/2023 1:59 PM	06:00	7.55 pH	55.40 °F	452.93 µS/cm	0.10 mg/L	17.56 NTU	-45.5 mV	12.67 ft	300.00 ml/min
2/16/2023 2:00 PM	07:00	7.53 pH	55.41 °F	466.42 µS/cm	0.09 mg/L	10.70 NTU	-58.9 mV	12.67 ft	300.00 ml/min
2/16/2023 2:01 PM	08:00	7.52 pH	55.47 °F	476.05 µS/cm	0.07 mg/L	8.03 NTU	-68.9 mV	12.67 ft	300.00 ml/min
2/16/2023 2:02 PM	09:00	7.51 pH	55.52 °F	485.43 µS/cm	0.05 mg/L	7.46 NTU	-76.9 mV	12.67 ft	300.00 ml/min
2/16/2023 2:03 PM	10:00	7.50 pH	55.58 °F	488.69 µS/cm	0.04 mg/L	4.48 NTU	-83.1 mV	12.67 ft	300.00 ml/min
2/16/2023 2:04 PM	11:00	7.50 pH	55.61 °F	492.94 µS/cm	0.04 mg/L	2.86 NTU	-87.6 mV	12.67 ft	300.00 ml/min
2/16/2023 2:05 PM	12:00	7.49 pH	55.60 °F	499.20 µS/cm	0.04 mg/L	3.45 NTU	-90.7 mV	12.67 ft	300.00 ml/min

2/16/2023 2:06 PM	13:00	7.49 pH	55.61 °F	493.97 µS/cm	0.03 mg/L	2.68 NTU	-93.3 mV	12.67 ft	300.00 ml/min
2/16/2023 2:07 PM	14:00	7.50 pH	55.73 °F	492.84 µS/cm	0.03 mg/L	1.71 NTU	-96.8 mV	12.67 ft	300.00 ml/min
2/16/2023 2:08 PM	15:00	7.49 pH	55.60 °F	500.86 µS/cm	0.03 mg/L	0.93 NTU	-97.4 mV	12.67 ft	300.00 ml/min

Samples

Sample ID:	Description:

Low-Flow Test Report:

Test Date / Time: 2/16/2023 1:07:06 PM
Project: HRID 1Q2023 MW-14D
Operator Name: Kilauren Driscoll

Location Name: HRID **Well Diameter: 2 in** **Casing Type: PVC Sch. 40** **Screen Length: 10 ft** **Top of Screen: 21 ft** **Total Depth: 31.82 ft** **Initial Depth to Water: 9.85 ft**	**Pump Type: SS hurricane pro** **Tubing Type: Poly** **Pump Intake From TOC: 20 ft** **Estimated Total Volume Pumped: 7200 ml** **Flow Cell Volume: 130 ml** **Final Flow Rate: 300 ml/min** **Final Draw Down: 9.88 ft**	**Instrument Used: Aqua TROLL 500** **Serial Number: 792620**

Test Notes:
Full suite. Clear no odor

Weather Conditions:
Overcast 48 degrees

Low-Flow Readings:

Date Time	Elapsed Time	pH	Temperature	Specific Conductivity	RDO Concentration	Turbidity	ORP	Depth to Water	Flow
		+/- 0.1	+/- 3 %	+/- 3 %	+/- 10 %	+/- 10 %	+/- 10		
2/16/2023 1:07 PM	00:00	7.38 pH	56.69 °F	615.77 µS/cm	6.75 mg/L	2.76 NTU	102.9 mV	9.85 ft	300.00 ml/min
2/16/2023 1:08 PM	01:00	7.39 pH	57.34 °F	615.88 µS/cm	5.57 mg/L	1.19 NTU	96.4 mV	9.85 ft	300.00 ml/min
2/16/2023 1:09 PM	02:00	7.39 pH	57.54 °F	616.10 µS/cm	5.44 mg/L	0.91 NTU	90.1 mV	9.85 ft	300.00 ml/min
2/16/2023 1:10 PM	03:00	7.33 pH	57.52 °F	617.91 µS/cm	4.92 mg/L	0.75 NTU	69.0 mV	9.85 ft	300.00 ml/min
2/16/2023 1:11 PM	04:00	7.26 pH	57.54 °F	619.95 µS/cm	3.93 mg/L	0.73 NTU	43.2 mV	9.85 ft	300.00 ml/min
2/16/2023 1:12 PM	05:00	7.18 pH	57.73 °F	622.61 µS/cm	2.74 mg/L	0.57 NTU	28.7 mV	9.85 ft	300.00 ml/min
2/16/2023 1:13 PM	06:00	7.15 pH	57.57 °F	623.40 µS/cm	2.00 mg/L	0.54 NTU	20.2 mV	9.85 ft	300.00 ml/min
2/16/2023 1:14 PM	07:00	7.13 pH	57.79 °F	625.65 µS/cm	1.42 mg/L	1.15 NTU	13.3 mV	9.85 ft	300.00 ml/min
2/16/2023 1:15 PM	08:00	7.11 pH	57.90 °F	626.49 µS/cm	0.90 mg/L	6.27 NTU	7.3 mV	9.85 ft	300.00 ml/min
2/16/2023 1:16 PM	09:00	7.10 pH	57.85 °F	627.50 µS/cm	0.58 mg/L	32.82 NTU	1.5 mV	9.85 ft	300.00 ml/min
2/16/2023 1:17 PM	10:00	7.09 pH	57.86 °F	628.77 µS/cm	0.43 mg/L	65.73 NTU	-6.5 mV	9.85 ft	300.00 ml/min
2/16/2023 1:18 PM	11:00	7.09 pH	57.80 °F	629.92 µS/cm	0.32 mg/L	81.09 NTU	-13.4 mV	9.85 ft	300.00 ml/min
2/16/2023 1:19 PM	12:00	7.09 pH	57.75 °F	630.63 µS/cm	0.23 mg/L	75.58 NTU	-18.5 mV	9.85 ft	300.00 ml/min

2/16/2023 1:20 PM	13:00	7.08 pH	57.72 °F	630.93 µS/cm	0.17 mg/L	70.95 NTU	-22.5 mV	9.85 ft	300.00 ml/min
2/16/2023 1:21 PM	14:00	7.08 pH	57.85 °F	631.15 µS/cm	0.13 mg/L	58.99 NTU	-27.2 mV	9.85 ft	300.00 ml/min
2/16/2023 1:22 PM	15:00	7.08 pH	57.83 °F	630.97 µS/cm	0.11 mg/L	51.74 NTU	-29.2 mV	9.85 ft	300.00 ml/min
2/16/2023 1:23 PM	16:00	7.08 pH	57.85 °F	631.05 µS/cm	0.10 mg/L	47.33 NTU	-32.6 mV	9.85 ft	300.00 ml/min
2/16/2023 1:24 PM	17:00	7.08 pH	57.76 °F	630.67 µS/cm	0.09 mg/L	42.16 NTU	-34.6 mV	9.85 ft	300.00 ml/min
2/16/2023 1:25 PM	18:00	7.08 pH	57.93 °F	631.06 µS/cm	0.09 mg/L	32.23 NTU	-35.8 mV	9.85 ft	300.00 ml/min
2/16/2023 1:26 PM	19:00	7.08 pH	57.85 °F	630.39 µS/cm	0.07 mg/L	25.08 NTU	-37.0 mV	9.85 ft	300.00 ml/min
2/16/2023 1:27 PM	20:00	7.08 pH	57.81 °F	630.44 µS/cm	0.06 mg/L	19.04 NTU	-37.8 mV	9.85 ft	300.00 ml/min
2/16/2023 1:28 PM	21:00	7.08 pH	57.97 °F	630.56 µS/cm	0.06 mg/L	12.89 NTU	-39.6 mV	9.85 ft	300.00 ml/min
2/16/2023 1:29 PM	22:00	7.08 pH	57.85 °F	630.16 µS/cm	0.05 mg/L	14.08 NTU	-41.2 mV	9.85 ft	300.00 ml/min
2/16/2023 1:30 PM	23:00	7.08 pH	57.68 °F	630.05 µS/cm	0.05 mg/L	13.21 NTU	-42.1 mV	9.85 ft	300.00 ml/min
2/16/2023 1:31 PM	24:00	7.08 pH	57.62 °F	630.12 µS/cm	0.05 mg/L	11.81 NTU	-43.0 mV	9.85 ft	300.00 ml/min

Samples

Sample ID:	Description:

Low-Flow Test Report:

Test Date / Time: 2/17/2023 11:24:52 AM
Project: HRID 1Q2023 MW-15
Operator Name: Kilauren Driscoll

Location Name: HRID **Well Diameter: 2 in** **Casing Type: PVC Sch. 40** **Screen Length: 10 ft** **Top of Screen: 11 ft** **Total Depth: 21.15 ft** **Initial Depth to Water: 13.75 ft**	**Pump Type: SS hurricane pro** **Tubing Type: Poly** **Pump Intake From TOC: 17 ft** **Estimated Total Volume Pumped: 6900 ml** **Flow Cell Volume: 130 ml** **Final Flow Rate: 300 ml/min** **Final Draw Down: 13.75 ft**	**Instrument Used: Aqua TROLL 500** **Serial Number: 792620**

Test Notes:
Full suite. Cloudy no odor

Weather Conditions:
Sunny 31 degrees

Low-Flow Readings:

Date Time	Elapsed Time	pH	Temperature	Specific Conductivity	RDO Concentration	Turbidity	ORP	Depth to Water	Flow
		+/- 0.1	+/- 3 %	+/- 3 %	+/- 10 %	+/- 10 %	+/- 10		
2/17/2023 11:24 AM	00:00	7.38 pH	49.60 °F	649.37 µS/cm	6.61 mg/L	47.71 NTU	75.1 mV	13.75 ft	300.00 ml/min
2/17/2023 11:25 AM	01:00	7.32 pH	52.09 °F	647.17 µS/cm	0.61 mg/L	66.63 NTU	67.1 mV	13.75 ft	300.00 ml/min
2/17/2023 11:26 AM	02:00	7.31 pH	52.29 °F	646.55 µS/cm	0.19 mg/L	78.40 NTU	64.0 mV	13.75 ft	300.00 ml/min
2/17/2023 11:27 AM	03:00	7.30 pH	52.39 °F	645.56 µS/cm	0.13 mg/L	86.52 NTU	62.8 mV	13.75 ft	300.00 ml/min
2/17/2023 11:28 AM	04:00	7.29 pH	52.35 °F	645.58 µS/cm	0.12 mg/L	81.76 NTU	62.1 mV	13.75 ft	300.00 ml/min
2/17/2023 11:29 AM	05:00	7.29 pH	52.37 °F	645.33 µS/cm	0.10 mg/L	85.39 NTU	62.0 mV	13.75 ft	300.00 ml/min
2/17/2023 11:30 AM	06:00	7.29 pH	52.66 °F	646.03 µS/cm	0.10 mg/L	82.35 NTU	63.2 mV	13.75 ft	300.00 ml/min
2/17/2023 11:31 AM	07:00	7.29 pH	52.22 °F	644.13 µS/cm	0.08 mg/L	78.77 NTU	63.7 mV	13.75 ft	300.00 ml/min
2/17/2023 11:32 AM	08:00	7.29 pH	52.10 °F	644.90 µS/cm	0.08 mg/L	65.94 NTU	64.4 mV	13.75 ft	300.00 ml/min
2/17/2023 11:33 AM	09:00	7.28 pH	52.44 °F	644.93 µS/cm	0.08 mg/L	61.24 NTU	62.0 mV	13.75 ft	300.00 ml/min
2/17/2023 11:34 AM	10:00	7.28 pH	52.59 °F	645.85 µS/cm	0.08 mg/L	62.99 NTU	59.2 mV	13.75 ft	300.00 ml/min
2/17/2023 11:35 AM	11:00	7.28 pH	52.48 °F	645.57 µS/cm	0.08 mg/L	56.18 NTU	58.3 mV	13.75 ft	300.00 ml/min
2/17/2023 11:36 AM	12:00	7.28 pH	52.98 °F	646.56 µS/cm	0.08 mg/L	48.42 NTU	52.5 mV	13.75 ft	300.00 ml/min

2/17/2023 11:37 AM	13:00	7.28 pH	53.14 °F	645.83 µS/cm	0.07 mg/L	37.66 NTU	46.3 mV	13.75 ft	300.00 ml/min
2/17/2023 11:38 AM	14:00	7.28 pH	52.96 °F	647.26 µS/cm	0.08 mg/L	37.47 NTU	39.7 mV	13.75 ft	300.00 ml/min
2/17/2023 11:39 AM	15:00	7.28 pH	53.20 °F	648.29 µS/cm	0.07 mg/L	30.49 NTU	38.0 mV	13.75 ft	300.00 ml/min
2/17/2023 11:40 AM	16:00	7.28 pH	53.28 °F	648.90 µS/cm	0.05 mg/L	23.82 NTU	35.6 mV	13.75 ft	300.00 ml/min
2/17/2023 11:41 AM	17:00	7.28 pH	53.41 °F	648.92 µS/cm	0.05 mg/L	17.82 NTU	26.4 mV	13.75 ft	300.00 ml/min
2/17/2023 11:42 AM	18:00	7.28 pH	53.16 °F	648.68 µS/cm	0.05 mg/L	15.83 NTU	21.1 mV	13.75 ft	300.00 ml/min
2/17/2023 11:43 AM	19:00	7.28 pH	53.24 °F	648.27 µS/cm	0.05 mg/L	11.96 NTU	18.4 mV	13.75 ft	300.00 ml/min
2/17/2023 11:44 AM	20:00	7.28 pH	53.28 °F	647.57 µS/cm	0.05 mg/L	9.84 NTU	12.5 mV	13.75 ft	300.00 ml/min
2/17/2023 11:45 AM	21:00	7.28 pH	53.09 °F	646.70 µS/cm	0.04 mg/L	8.93 NTU	9.5 mV	13.75 ft	300.00 ml/min
2/17/2023 11:46 AM	22:00	7.28 pH	53.49 °F	647.09 µS/cm	0.05 mg/L	8.49 NTU	8.3 mV	13.75 ft	300.00 ml/min
2/17/2023 11:47 AM	23:00	7.28 pH	53.64 °F	644.48 µS/cm	0.04 mg/L	7.09 NTU	0.7 mV	13.75 ft	300.00 ml/min

Samples

Sample ID:	Description:

Low-Flow Test Report:

Test Date / Time: 2/17/2023 10:48:10 AM
Project: HRID 1Q2023 MW-15D
Operator Name: Kilauren Driscoll

Location Name: HRID **Well Diameter: 2 in** **Casing Type: PVC Sch. 40** **Screen Length: 10 ft** **Top of Screen: 40 ft** **Total Depth: 50.41 ft** **Initial Depth to Water: 13.22 ft**	**Pump Type: SS hurricane pro** **Tubing Type: Poly** **Pump Intake From TOC: 32 ft** **Estimated Total Volume Pumped: 5700 ml** **Flow Cell Volume: 130 ml** **Final Flow Rate: 300 ml/min** **Final Draw Down: 0 ft**	**Instrument Used: Aqua TROLL 500** **Serial Number: 792620**

Test Notes:
VOCs

Weather Conditions:
Sunny, 32 degrees

Low-Flow Readings:

Date Time	Elapsed Time	pH	Temperature	Specific Conductivity	RDO Concentration	Turbidity	ORP	Depth to Water	Flow
		+/- 0.1	+/- 3 %	+/- 3 %	+/- 10 %	+/- 10 %	+/- 10		
2/17/2023 10:48 AM	00:00	7.65 pH	49.69 °F	621.44 µS/cm	10.24 mg/L	1.27 NTU	204.2 mV	13.22 ft	300.00 ml/min
2/17/2023 10:49 AM	01:00	7.31 pH	53.05 °F	631.77 µS/cm	1.44 mg/L	0.72 NTU	-10.7 mV	13.22 ft	300.00 ml/min
2/17/2023 10:50 AM	02:00	7.30 pH	53.40 °F	631.92 µS/cm	0.32 mg/L	0.54 NTU	-29.1 mV	13.22 ft	300.00 ml/min
2/17/2023 10:51 AM	03:00	7.29 pH	53.67 °F	632.36 µS/cm	0.16 mg/L	0.64 NTU	-39.9 mV	13.22 ft	300.00 ml/min
2/17/2023 10:52 AM	04:00	7.29 pH	53.73 °F	632.26 µS/cm	0.13 mg/L	0.67 NTU	-47.6 mV	13.22 ft	300.00 ml/min
2/17/2023 10:53 AM	05:00	7.29 pH	53.61 °F	631.86 µS/cm	0.11 mg/L	0.70 NTU	-53.0 mV	13.22 ft	300.00 ml/min
2/17/2023 10:54 AM	06:00	7.29 pH	53.53 °F	632.85 µS/cm	0.09 mg/L	0.96 NTU	-57.5 mV	13.22 ft	300.00 ml/min
2/17/2023 10:55 AM	07:00	7.29 pH	53.39 °F	631.94 µS/cm	0.09 mg/L	1.20 NTU	-61.3 mV	13.22 ft	300.00 ml/min
2/17/2023 10:56 AM	08:00	7.29 pH	53.15 °F	631.98 µS/cm	0.08 mg/L	1.15 NTU	-64.1 mV	13.22 ft	300.00 ml/min
2/17/2023 10:57 AM	09:00	7.29 pH	53.07 °F	632.25 µS/cm	0.08 mg/L	1.13 NTU	-66.9 mV	13.22 ft	300.00 ml/min
2/17/2023 10:58 AM	10:00	7.29 pH	52.50 °F	631.27 µS/cm	0.09 mg/L	1.04 NTU	-68.4 mV	13.22 ft	300.00 ml/min
2/17/2023 10:59 AM	11:00	7.28 pH	52.88 °F	633.78 µS/cm	0.10 mg/L	1.07 NTU	-70.6 mV	13.22 ft	300.00 ml/min
2/17/2023 11:00 AM	12:00	7.28 pH	54.12 °F	634.31 µS/cm	0.09 mg/L	0.90 NTU	-74.7 mV	13.22 ft	300.00 ml/min

2/17/2023 11:01 AM	13:00	7.28 pH	54.14 °F	637.52 µS/cm	0.05 mg/L	1.33 NTU	-77.1 mV	13.22 ft	300.00 ml/min
2/17/2023 11:02 AM	14:00	7.29 pH	54.05 °F	641.21 µS/cm	0.04 mg/L	1.34 NTU	-79.5 mV	13.22 ft	300.00 ml/min
2/17/2023 11:03 AM	15:00	7.29 pH	53.81 °F	643.35 µS/cm	0.03 mg/L	1.30 NTU	-80.8 mV	13.22 ft	300.00 ml/min
2/17/2023 11:04 AM	16:00	7.30 pH	53.65 °F	645.54 µS/cm	0.04 mg/L	1.25 NTU	-81.9 mV	13.22 ft	300.00 ml/min
2/17/2023 11:05 AM	17:00	7.29 pH	53.58 °F	647.44 µS/cm	0.04 mg/L	2.22 NTU	-83.4 mV	13.22 ft	300.00 ml/min
2/17/2023 11:06 AM	18:00	7.30 pH	53.49 °F	647.96 µS/cm	0.04 mg/L	2.36 NTU	-84.7 mV	13.22 ft	300.00 ml/min
2/17/2023 11:07 AM	19:00	7.29 pH	53.63 °F	649.93 µS/cm	0.04 mg/L	3.03 NTU	-86.7 mV	13.22 ft	300.00 ml/min

Samples

Sample ID:	Description:

Low-Flow Test Report:

Test Date / Time: 2/9/2023 1:48:07 PM
Project: HRID 1Q2023 MW-22
Operator Name: Kilauren Driscoll

Location Name: HRID **Well Diameter: 2 in** **Casing Type: PVC Sch. 40** **Screen Length: 10 ft** **Top of Screen: 15 ft** **Total Depth: 18.58 ft** **Initial Depth to Water: 14.55 ft**	**Pump Type: Mega typhoon pro SS** **Tubing Type: Poly** **Pump Intake From TOC: 16 ft** **Estimated Total Volume Pumped: 2600 ml** **Flow Cell Volume: 130 ml** **Final Flow Rate: 200 ml/min** **Final Draw Down: 14.43 ft**	**Instrument Used: Aqua TROLL 500** **Serial Number: 913928**

Test Notes:
VOCs. Clear no odor

Weather Conditions:
Overcast very windy

Low-Flow Readings:

Date Time	Elapsed Time	pH	Temperature	Specific Conductivity	RDO Concentration	Turbidity	ORP	Depth to Water	Flow
		+/- 0.1	+/- 3 %	+/- 3 %	+/- 10 %	+/- 10 %	+/- 10		
2/9/2023 1:48 PM	00:00	6.52 pH	54.17 °F	782.50 µS/cm	8.49 mg/L	173.02 NTU	79.0 mV	14.55 ft	200.00 ml/min
2/9/2023 1:49 PM	01:00	5.92 pH	55.92 °F	799.93 µS/cm	1.15 mg/L	175.37 NTU	94.8 mV	14.55 ft	200.00 ml/min
2/9/2023 1:50 PM	02:00	5.86 pH	56.30 °F	788.61 µS/cm	0.24 mg/L	184.77 NTU	98.4 mV	14.55 ft	200.00 ml/min
2/9/2023 1:51 PM	03:00	5.89 pH	56.04 °F	784.85 µS/cm	0.13 mg/L	184.54 NTU	97.4 mV	14.55 ft	200.00 ml/min
2/9/2023 1:52 PM	04:00	5.82 pH	56.87 °F	776.53 µS/cm	0.10 mg/L	136.74 NTU	101.2 mV	14.55 ft	200.00 ml/min
2/9/2023 1:53 PM	05:00	5.80 pH	57.40 °F	771.39 µS/cm	0.07 mg/L	119.87 NTU	102.4 mV	14.55 ft	200.00 ml/min
2/9/2023 1:54 PM	06:00	5.83 pH	57.51 °F	765.22 µS/cm	0.05 mg/L	88.88 NTU	101.5 mV	14.55 ft	200.00 ml/min
2/9/2023 1:55 PM	07:00	5.90 pH	57.38 °F	760.96 µS/cm	0.05 mg/L	79.20 NTU	98.5 mV	14.55 ft	200.00 ml/min
2/9/2023 1:56 PM	08:00	5.93 pH	57.52 °F	759.05 µS/cm	0.05 mg/L	55.49 NTU	97.2 mV	14.55 ft	200.00 ml/min
2/9/2023 1:57 PM	09:00	5.96 pH	57.52 °F	757.85 µS/cm	0.04 mg/L	51.52 NTU	95.6 mV	14.55 ft	200.00 ml/min
2/9/2023 1:58 PM	10:00	5.97 pH	57.55 °F	757.27 µS/cm	0.04 mg/L	44.75 NTU	95.6 mV	14.55 ft	200.00 ml/min
2/9/2023 1:59 PM	11:00	5.99 pH	57.64 °F	756.26 µS/cm	0.04 mg/L	37.14 NTU	94.7 mV	14.55 ft	200.00 ml/min
2/9/2023 2:00 PM	12:00	5.99 pH	57.71 °F	755.81 µS/cm	0.04 mg/L	29.07 NTU	94.4 mV	14.55 ft	200.00 ml/min

2/9/2023 2:01 PM	13:00	6.01 pH	57.70 °F	754.84 µS/cm	0.04 mg/L	25.79 NTU	93.3 mV	14.55 ft	200.00 ml/min

Samples

Sample ID:	Description:

Created using VuSitu from In-Situ, Inc.

Low-Flow Test Report:

Test Date / Time: 2/15/2023 2:23:53 PM
Project: HRID 1Q2023 MW-22D
Operator Name: Kilauren Driscoll

Location Name: HRID **Well Diameter: 2 in** **Casing Type: PVC Sch. 40** **Screen Length: 10 ft** **Top of Screen: 17 ft** **Total Depth: 27.57 ft** **Initial Depth to Water: 14.55 ft**	**Pump Type: SS Proactive monsoon xl** **Tubing Type: Poly** **Pump Intake From TOC: 21 ft** **Estimated Total Volume Pumped: 5700 ml** **Flow Cell Volume: 130 ml** **Final Flow Rate: 300 ml/min** **Final Draw Down: 14.56 ft**	**Instrument Used: Aqua TROLL 500** **Serial Number: 913928**

Test Notes:
Full suite. Clear no odor

Weather Conditions:
Sunny, strong winds, 60 degrees

Low-Flow Readings:

Date Time	Elapsed Time	pH	Temperature	Specific Conductivity	RDO Concentration	Turbidity	ORP	Depth to Water	Flow
		+/- 0.1	+/- 3 %	+/- 3 %	+/- 10 %	+/- 10 %	+/- 10		
2/15/2023 2:23 PM	00:00	6.88 pH	63.81 °F	629.87 µS/cm	5.05 mg/L	13.17 NTU	67.8 mV	14.55 ft	300.00 ml/min
2/15/2023 2:24 PM	01:00	6.90 pH	59.03 °F	674.45 µS/cm	0.97 mg/L	75.88 NTU	65.8 mV	14.55 ft	300.00 ml/min
2/15/2023 2:25 PM	02:00	6.81 pH	58.53 °F	682.99 µS/cm	0.29 mg/L	97.37 NTU	69.7 mV	14.55 ft	300.00 ml/min
2/15/2023 2:26 PM	03:00	6.71 pH	58.41 °F	685.56 µS/cm	0.13 mg/L	69.93 NTU	75.3 mV	14.55 ft	300.00 ml/min
2/15/2023 2:27 PM	04:00	6.58 pH	58.42 °F	686.37 µS/cm	0.08 mg/L	46.88 NTU	82.6 mV	14.55 ft	300.00 ml/min
2/15/2023 2:28 PM	05:00	6.49 pH	58.45 °F	685.89 µS/cm	0.07 mg/L	28.01 NTU	87.3 mV	14.55 ft	300.00 ml/min
2/15/2023 2:29 PM	06:00	6.35 pH	58.43 °F	685.93 µS/cm	0.06 mg/L	23.74 NTU	95.3 mV	14.55 ft	300.00 ml/min
2/15/2023 2:30 PM	07:00	6.19 pH	58.40 °F	685.77 µS/cm	0.04 mg/L	17.04 NTU	104.8 mV	14.55 ft	300.00 ml/min
2/15/2023 2:31 PM	08:00	6.06 pH	58.36 °F	685.75 µS/cm	0.03 mg/L	12.60 NTU	112.0 mV	14.55 ft	300.00 ml/min
2/15/2023 2:32 PM	09:00	5.94 pH	58.37 °F	685.47 µS/cm	0.01 mg/L	11.83 NTU	119.0 mV	14.55 ft	300.00 ml/min
2/15/2023 2:33 PM	10:00	5.84 pH	58.38 °F	685.71 µS/cm	0.01 mg/L	8.78 NTU	124.5 mV	14.55 ft	300.00 ml/min
2/15/2023 2:34 PM	11:00	5.75 pH	58.39 °F	685.52 µS/cm	0.01 mg/L	6.85 NTU	129.8 mV	14.55 ft	300.00 ml/min
2/15/2023 2:35 PM	12:00	5.69 pH	58.39 °F	685.30 µS/cm	0.01 mg/L	6.54 NTU	133.3 mV	14.55 ft	300.00 ml/min

2/15/2023 2:36 PM	13:00	5.64 pH	58.41 °F	685.25 µS/cm	0.01 mg/L	4.83 NTU	136.0 mV	14.55 ft	300.00 ml/min
2/15/2023 2:37 PM	14:00	5.60 pH	58.41 °F	685.04 µS/cm	0.01 mg/L	5.27 NTU	138.4 mV	14.55 ft	300.00 ml/min
2/15/2023 2:38 PM	15:00	5.56 pH	58.42 °F	684.88 µS/cm	0.01 mg/L	5.10 NTU	140.4 mV	14.55 ft	300.00 ml/min
2/15/2023 2:39 PM	16:00	5.54 pH	58.40 °F	684.81 µS/cm	0.00 mg/L	3.59 NTU	141.8 mV	14.55 ft	300.00 ml/min
2/15/2023 2:40 PM	17:00	5.52 pH	58.40 °F	684.34 µS/cm	0.00 mg/L	3.87 NTU	142.8 mV	14.55 ft	300.00 ml/min
2/15/2023 2:41 PM	18:00	5.49 pH	58.40 °F	684.61 µS/cm	0.00 mg/L	3.31 NTU	144.5 mV	14.55 ft	300.00 ml/min
2/15/2023 2:42 PM	19:00	5.46 pH	58.39 °F	684.24 µS/cm	0.00 mg/L	2.88 NTU	145.9 mV	14.55 ft	300.00 ml/min

Samples

Sample ID:	Description:

Low-Flow Test Report:

Test Date / Time: 2/9/2023 8:19:36 AM
Project: HRID 2Q2022 MW-23 (2)
Operator Name: Danielle Richardson

Location Name: HRID MW-23 **Well Diameter: 2 in** **Casing Type: PVC sch 40** **Screen Length: 10 ft** **Top of Screen: 10 ft** **Total Depth: 20 ft** **Initial Depth to Water: 17.09 ft**	**Pump Type: Proactive Monsoon XL SS** **Tubing Type: Poly** **Pump Intake From TOC: 17 ft** **Estimated Total Volume Pumped: 4000 ml** **Flow Cell Volume: 130 ml** **Final Flow Rate: 200 ml/min** **Final Draw Down: 17.54 ft**	**Instrument Used: Aqua TROLL 500** **Serial Number: 913928**

Test Notes:
VOCs. Slow recharge, clear no odor

Weather Conditions:
Overcast windy

Low-Flow Readings:

Date Time	Elapsed Time	pH	Temperature	Specific Conductivity	RDO Concentration	Turbidity	ORP	Depth to Water	Flow
		+/- 0.1	+/- 3 %	+/- 3 %	+/- 10 %	+/- 10 %	+/- 10		
2/9/2023 8:19 AM	00:00	7.60 pH	54.54 °F	0.07 µS/cm	7.36 mg/L	0.00 NTU	239.8 mV	17.09 ft	200.00 ml/min
2/9/2023 8:20 AM	01:00	7.07 pH	56.50 °F	1,145.2 µS/cm	2.18 mg/L	349.53 NTU	250.1 mV	17.09 ft	200.00 ml/min
2/9/2023 8:21 AM	02:00	6.83 pH	57.46 °F	1,147.0 µS/cm	0.28 mg/L	329.27 NTU	238.2 mV	17.09 ft	200.00 ml/min
2/9/2023 8:22 AM	03:00	6.71 pH	57.48 °F	1,145.6 µS/cm	0.08 mg/L	354.89 NTU	229.6 mV	17.09 ft	200.00 ml/min
2/9/2023 8:23 AM	04:00	6.64 pH	57.62 °F	1,144.4 µS/cm	0.04 mg/L	344.18 NTU	219.7 mV	17.09 ft	200.00 ml/min
2/9/2023 8:24 AM	05:00	6.56 pH	57.51 °F	1,141.4 µS/cm	0.03 mg/L	327.24 NTU	210.3 mV	17.09 ft	200.00 ml/min
2/9/2023 8:25 AM	06:00	6.50 pH	57.42 °F	1,141.0 µS/cm	0.03 mg/L	307.33 NTU	199.8 mV	17.09 ft	200.00 ml/min
2/9/2023 8:26 AM	07:00	6.44 pH	57.27 °F	1,140.2 µS/cm	0.02 mg/L	319.85 NTU	188.9 mV	17.09 ft	200.00 ml/min
2/9/2023 8:27 AM	08:00	6.39 pH	57.11 °F	1,140.9 µS/cm	0.03 mg/L	321.37 NTU	177.5 mV	17.09 ft	200.00 ml/min
2/9/2023 8:28 AM	09:00	6.34 pH	56.93 °F	1,135.1 µS/cm	0.04 mg/L	331.05 NTU	166.0 mV	17.09 ft	200.00 ml/min
2/9/2023 8:29 AM	10:00	6.30 pH	56.84 °F	1,136.2 µS/cm	0.04 mg/L	329.42 NTU	153.9 mV	17.09 ft	200.00 ml/min
2/9/2023 8:30 AM	11:00	6.27 pH	56.76 °F	1,134.9 µS/cm	0.04 mg/L	342.67 NTU	142.4 mV	17.09 ft	200.00 ml/min
2/9/2023 8:31 AM	12:00	6.25 pH	56.57 °F	1,131.7 µS/cm	0.04 mg/L	339.46 NTU	131.9 mV	17.09 ft	200.00 ml/min

2/9/2023 8:32 AM	13:00	6.23 pH	56.46 °F	1,132.9 µS/cm	0.04 mg/L	321.24 NTU	122.0 mV	17.09 ft	200.00 ml/min
2/9/2023 8:33 AM	14:00	6.22 pH	56.04 °F	1,129.9 µS/cm	0.05 mg/L	335.15 NTU	113.0 mV	17.09 ft	200.00 ml/min
2/9/2023 8:34 AM	15:00	6.20 pH	56.18 °F	1,130.8 µS/cm	0.04 mg/L	352.83 NTU	105.5 mV	17.09 ft	200.00 ml/min
2/9/2023 8:35 AM	16:00	6.19 pH	56.03 °F	1,127.8 µS/cm	0.04 mg/L	355.15 NTU	98.8 mV	17.09 ft	200.00 ml/min
2/9/2023 8:36 AM	17:00	6.16 pH	55.68 °F	1,131.9 µS/cm	0.04 mg/L	319.47 NTU	93.6 mV	17.09 ft	200.00 ml/min
2/9/2023 8:37 AM	18:00	6.15 pH	55.95 °F	1,132.7 µS/cm	0.02 mg/L	359.38 NTU	88.1 mV	17.09 ft	200.00 ml/min
2/9/2023 8:38 AM	19:00	6.14 pH	55.76 °F	1,134.5 µS/cm	0.02 mg/L	332.84 NTU	83.7 mV	17.09 ft	200.00 ml/min
2/9/2023 8:39 AM	20:00	6.12 pH	55.81 °F	1,137.1 µS/cm	0.02 mg/L	340.89 NTU	80.1 mV	17.09 ft	200.00 ml/min

Samples

Sample ID:	Description:

Low-Flow Test Report:

Test Date / Time: 2/17/2023 7:44:31 AM
Project: HRID 1Q2023 MW-24
Operator Name: Kilauren Driscoll

Location Name: HRID **Well Diameter: 2 in** **Casing Type: PVC Sch. 40** **Screen Length: 10 ft** **Top of Screen: 11 ft** **Total Depth: 21.22 ft** **Initial Depth to Water: 17.75 ft**	**Pump Type: SS hurricane pro** **Tubing Type: Poly** **Pump Intake From TOC: 19 ft** **Estimated Total Volume Pumped: 7800 ml** **Flow Cell Volume: 130 ml** **Final Flow Rate: 300 ml/min** **Final Draw Down: 17.81 ft**	**Instrument Used: Aqua TROLL 500** **Serial Number: 792620**

Test Notes:
Full suite. Clear no odor, slow recharge

Weather Conditions:
Overcast 31 degrees

Low-Flow Readings:

Date Time	Elapsed Time	pH	Temperature	Specific Conductivity	RDO Concentration	Turbidity	ORP	Depth to Water	Flow
		+/- 0.1	+/- 3 %	+/- 3 %	+/- 10 %	+/- 10 %	+/- 10		
2/17/2023 7:44 AM	00:00	7.57 pH	47.49 °F	844.13 µS/cm	10.19 mg/L	182.07 NTU	249.9 mV	17.75 ft	300.00 ml/min
2/17/2023 7:45 AM	01:00	7.00 pH	51.05 °F	808.10 µS/cm	1.75 mg/L	289.90 NTU	247.0 mV	17.75 ft	300.00 ml/min
2/17/2023 7:46 AM	02:00	6.99 pH	53.85 °F	799.23 µS/cm	0.77 mg/L	320.32 NTU	241.8 mV	17.75 ft	300.00 ml/min
2/17/2023 7:47 AM	03:00	6.98 pH	53.49 °F	802.91 µS/cm	0.75 mg/L	256.52 NTU	243.4 mV	17.75 ft	300.00 ml/min
2/17/2023 7:48 AM	04:00	6.99 pH	54.35 °F	799.08 µS/cm	0.63 mg/L	297.34 NTU	242.2 mV	17.75 ft	300.00 ml/min
2/17/2023 7:49 AM	05:00	6.99 pH	55.14 °F	798.81 µS/cm	0.60 mg/L	328.15 NTU	244.0 mV	17.75 ft	300.00 ml/min
2/17/2023 7:50 AM	06:00	7.00 pH	54.00 °F	800.32 µS/cm	0.66 mg/L	267.02 NTU	239.9 mV	17.75 ft	300.00 ml/min
2/17/2023 7:51 AM	07:00	6.99 pH	56.08 °F	797.52 µS/cm	0.53 mg/L	274.11 NTU	238.3 mV	17.75 ft	300.00 ml/min
2/17/2023 7:52 AM	08:00	7.00 pH	57.36 °F	793.81 µS/cm	0.50 mg/L	237.62 NTU	236.1 mV	17.75 ft	300.00 ml/min
2/17/2023 7:53 AM	09:00	7.00 pH	57.40 °F	793.63 µS/cm	0.50 mg/L	208.85 NTU	236.4 mV	17.75 ft	300.00 ml/min
2/17/2023 7:54 AM	10:00	7.00 pH	57.67 °F	798.03 µS/cm	0.50 mg/L	179.16 NTU	241.3 mV	17.75 ft	300.00 ml/min
2/17/2023 7:55 AM	11:00	7.01 pH	57.91 °F	795.81 µS/cm	0.52 mg/L	148.72 NTU	235.6 mV	17.75 ft	300.00 ml/min
2/17/2023 7:56 AM	12:00	7.01 pH	57.62 °F	798.85 µS/cm	0.56 mg/L	105.07 NTU	235.9 mV	17.75 ft	300.00 ml/min

2/17/2023 7:57 AM	13:00	7.01 pH	57.44 °F	798.90 µS/cm	0.56 mg/L	97.22 NTU	235.9 mV	17.75 ft	300.00 ml/min
2/17/2023 7:58 AM	14:00	7.02 pH	57.60 °F	799.81 µS/cm	0.54 mg/L	62.97 NTU	236.2 mV	17.75 ft	300.00 ml/min
2/17/2023 7:59 AM	15:00	7.02 pH	57.44 °F	798.84 µS/cm	0.54 mg/L	47.66 NTU	238.4 mV	17.75 ft	300.00 ml/min
2/17/2023 8:00 AM	16:00	7.02 pH	57.23 °F	799.02 µS/cm	0.56 mg/L	45.84 NTU	236.5 mV	17.75 ft	300.00 ml/min
2/17/2023 8:01 AM	17:00	7.02 pH	57.33 °F	797.22 µS/cm	0.56 mg/L	33.47 NTU	234.8 mV	17.75 ft	300.00 ml/min
2/17/2023 8:02 AM	18:00	7.02 pH	57.79 °F	797.94 µS/cm	0.54 mg/L	28.37 NTU	235.7 mV	17.75 ft	300.00 ml/min
2/17/2023 8:03 AM	19:00	7.01 pH	57.81 °F	795.52 µS/cm	0.54 mg/L	24.05 NTU	235.7 mV	17.75 ft	300.00 ml/min
2/17/2023 8:04 AM	20:00	7.01 pH	57.74 °F	797.64 µS/cm	0.55 mg/L	19.77 NTU	234.2 mV	17.75 ft	300.00 ml/min
2/17/2023 8:05 AM	21:00	7.01 pH	57.32 °F	796.13 µS/cm	0.56 mg/L	18.36 NTU	239.0 mV	17.75 ft	300.00 ml/min
2/17/2023 8:06 AM	22:00	7.01 pH	57.00 °F	794.50 µS/cm	0.57 mg/L	16.35 NTU	237.4 mV	17.75 ft	300.00 ml/min
2/17/2023 8:07 AM	23:00	7.01 pH	58.05 °F	795.96 µS/cm	0.52 mg/L	11.59 NTU	236.3 mV	17.75 ft	300.00 ml/min
2/17/2023 8:08 AM	24:00	7.01 pH	56.73 °F	790.24 µS/cm	0.58 mg/L	10.97 NTU	240.4 mV	17.75 ft	300.00 ml/min
2/17/2023 8:09 AM	25:00	7.01 pH	56.22 °F	793.03 µS/cm	0.60 mg/L	10.78 NTU	239.7 mV	17.75 ft	300.00 ml/min
2/17/2023 8:10 AM	26:00	7.01 pH	55.96 °F	795.13 µS/cm	0.59 mg/L	9.38 NTU	237.1 mV	17.75 ft	300.00 ml/min

Samples

Sample ID:	Description:

Low-Flow Test Report:

Test Date / Time: 2/16/2023 11:31:48 AM
Project: HRID 1Q2023 MW-26
Operator Name: Kilauren Driscoll

Location Name: HRID **Well Diameter: 2 in** **Casing Type: PVC Sch. 40** **Screen Length: 10 ft** **Top of Screen: 11 ft** **Total Depth: 21.56 ft** **Initial Depth to Water: 16.6 ft**	**Pump Type: SS hurricane pro** **Tubing Type: Poly** **Pump Intake From TOC: 19 ft** **Estimated Total Volume Pumped: 5100 ml** **Flow Cell Volume: 130 ml** **Final Flow Rate: 300 ml/min** **Final Draw Down: 16.59 ft**	**Instrument Used: Aqua TROLL 500** **Serial Number: 792620**

Test Notes:
Full suite . Cloudy brown, no odor, small white particles on surface

Weather Conditions:
Overcast 45 degrees

Low-Flow Readings:

Date Time	Elapsed Time	pH	Temperature	Specific Conductivity	RDO Concentration	Turbidity	ORP	Depth to Water	Flow
		+/- 0.1	+/- 3 %	+/- 3 %	+/- 10 %	+/- 10 %	+/- 10		
2/16/2023 11:31 AM	00:00	6.77 pH	54.99 °F	1,305.5 µS/cm	5.56 mg/L	125.39 NTU	100.9 mV	16.60 ft	300.00 ml/min
2/16/2023 11:32 AM	01:00	6.78 pH	56.28 °F	1,290.0 µS/cm	1.41 mg/L	147.85 NTU	85.8 mV	16.60 ft	300.00 ml/min
2/16/2023 11:33 AM	02:00	6.80 pH	56.88 °F	1,160.9 µS/cm	0.89 mg/L	260.94 NTU	69.4 mV	16.60 ft	300.00 ml/min
2/16/2023 11:34 AM	03:00	6.84 pH	57.10 °F	991.99 µS/cm	0.52 mg/L	153.59 NTU	47.9 mV	16.60 ft	300.00 ml/min
2/16/2023 11:35 AM	04:00	6.86 pH	57.20 °F	915.60 µS/cm	0.40 mg/L	87.37 NTU	36.4 mV	16.60 ft	300.00 ml/min
2/16/2023 11:36 AM	05:00	6.87 pH	57.21 °F	869.72 µS/cm	0.41 mg/L	57.10 NTU	27.2 mV	16.60 ft	300.00 ml/min
2/16/2023 11:37 AM	06:00	6.88 pH	57.22 °F	841.40 µS/cm	0.46 mg/L	43.68 NTU	22.5 mV	16.60 ft	300.00 ml/min
2/16/2023 11:38 AM	07:00	6.88 pH	57.21 °F	831.98 µS/cm	0.52 mg/L	38.49 NTU	19.1 mV	16.60 ft	300.00 ml/min
2/16/2023 11:39 AM	08:00	6.88 pH	57.24 °F	827.78 µS/cm	0.57 mg/L	28.66 NTU	18.5 mV	16.60 ft	300.00 ml/min
2/16/2023 11:40 AM	09:00	6.89 pH	57.25 °F	825.13 µS/cm	0.65 mg/L	21.20 NTU	14.8 mV	16.60 ft	300.00 ml/min
2/16/2023 11:41 AM	10:00	6.89 pH	57.27 °F	823.60 µS/cm	0.68 mg/L	15.95 NTU	13.5 mV	16.60 ft	300.00 ml/min
2/16/2023 11:42 AM	11:00	6.89 pH	57.27 °F	821.37 µS/cm	0.74 mg/L	19.40 NTU	12.9 mV	16.60 ft	300.00 ml/min
2/16/2023 11:43 AM	12:00	6.89 pH	57.24 °F	813.54 µS/cm	0.76 mg/L	19.34 NTU	11.3 mV	16.60 ft	300.00 ml/min

2/16/2023 11:44 AM	13:00	6.89 pH	57.28 °F	808.15 µS/cm	0.79 mg/L	18.87 NTU	9.8 mV	16.60 ft	300.00 ml/min
2/16/2023 11:45 AM	14:00	6.89 pH	57.26 °F	818.16 µS/cm	0.83 mg/L	10.21 NTU	9.8 mV	16.60 ft	300.00 ml/min
2/16/2023 11:46 AM	15:00	6.90 pH	57.28 °F	804.68 µS/cm	0.87 mg/L	11.80 NTU	7.8 mV	16.60 ft	300.00 ml/min
2/16/2023 11:47 AM	16:00	6.89 pH	57.24 °F	808.64 µS/cm	0.93 mg/L	12.42 NTU	7.4 mV	16.60 ft	300.00 ml/min
2/16/2023 11:48 AM	17:00	6.90 pH	57.27 °F	803.96 µS/cm	0.96 mg/L	10.41 NTU	6.9 mV	16.60 ft	300.00 ml/min

Samples

Sample ID:	Description:

Created using VuSitu from In-Situ, Inc.

Low-Flow Test Report:

Test Date / Time: 2/9/2023 2:58:28 PM
Project: HRID 1Q2022 MW-29D
Operator Name: Kilauren Driscoll

Location Name: HRID **Well Diameter: 2 in** **Casing Type: PVC Sch. 40** **Screen Length: 10 ft** **Top of Screen: 31 ft** **Total Depth: 41.2 ft** **Initial Depth to Water: 11.58 ft**	**Pump Type: Mega typhoon pro SS** **Tubing Type: Poly** **Pump Intake From TOC: 26 ft** **Estimated Total Volume Pumped: 4800 ml** **Flow Cell Volume: 130 ml** **Final Flow Rate: 300 ml/min** **Final Draw Down: 11.43 ft**	**Instrument Used: Aqua TROLL 500** **Serial Number: 913928**

Test Notes:
VOCs. Clear no odor

Weather Conditions:
Overcast, strong winds

Low-Flow Readings:

Date Time	Elapsed Time	pH	Temperature	Specific Conductivity	RDO Concentration	Turbidity	ORP	Depth to Water	Flow
		+/- 0.1	+/- 3 %	+/- 3 %	+/- 10 %	+/- 10 %	+/- 10		
2/9/2023 2:58 PM	00:00	5.84 pH	56.65 °F	606.69 µS/cm	1.77 mg/L	4.72 NTU	75.9 mV	11.58 ft	300.00 ml/min
2/9/2023 2:59 PM	01:00	5.83 pH	57.31 °F	611.17 µS/cm	0.35 mg/L	4.08 NTU	75.3 mV	11.58 ft	300.00 ml/min
2/9/2023 3:00 PM	02:00	5.87 pH	57.29 °F	618.26 µS/cm	0.13 mg/L	4.22 NTU	71.9 mV	11.58 ft	300.00 ml/min
2/9/2023 3:01 PM	03:00	5.94 pH	57.33 °F	627.58 µS/cm	0.08 mg/L	3.85 NTU	67.7 mV	11.58 ft	300.00 ml/min
2/9/2023 3:02 PM	04:00	6.03 pH	57.30 °F	634.71 µS/cm	0.05 mg/L	4.90 NTU	62.6 mV	11.58 ft	300.00 ml/min
2/9/2023 3:03 PM	05:00	6.10 pH	57.44 °F	640.12 µS/cm	0.04 mg/L	4.67 NTU	59.3 mV	11.58 ft	300.00 ml/min
2/9/2023 3:04 PM	06:00	6.18 pH	57.41 °F	643.51 µS/cm	0.03 mg/L	4.67 NTU	55.1 mV	11.58 ft	300.00 ml/min
2/9/2023 3:05 PM	07:00	6.25 pH	57.31 °F	645.93 µS/cm	0.02 mg/L	4.35 NTU	51.9 mV	11.58 ft	300.00 ml/min
2/9/2023 3:06 PM	08:00	6.27 pH	57.37 °F	650.29 µS/cm	0.01 mg/L	4.16 NTU	51.2 mV	11.58 ft	300.00 ml/min
2/9/2023 3:07 PM	09:00	6.29 pH	57.51 °F	661.26 µS/cm	0.00 mg/L	3.40 NTU	50.7 mV	11.58 ft	300.00 ml/min
2/9/2023 3:08 PM	10:00	6.34 pH	57.36 °F	670.82 µS/cm	0.00 mg/L	1.94 NTU	48.8 mV	11.58 ft	300.00 ml/min
2/9/2023 3:09 PM	11:00	6.38 pH	57.27 °F	672.72 µS/cm	0.00 mg/L	2.17 NTU	46.8 mV	11.58 ft	300.00 ml/min
2/9/2023 3:10 PM	12:00	6.42 pH	57.21 °F	671.80 µS/cm	0.00 mg/L	2.15 NTU	45.2 mV	11.58 ft	300.00 ml/min

2/9/2023 3:11 PM	13:00	6.42 pH	57.27 °F	670.70 µS/cm	0.00 mg/L	0.94 NTU	45.2 mV	11.58 ft	300.00 ml/min
2/9/2023 3:12 PM	14:00	6.43 pH	57.26 °F	670.61 µS/cm	0.00 mg/L	0.47 NTU	44.2 mV	11.58 ft	300.00 ml/min
2/9/2023 3:13 PM	15:00	6.41 pH	57.27 °F	671.06 µS/cm	0.00 mg/L	0.00 NTU	45.1 mV	11.58 ft	300.00 ml/min
2/9/2023 3:14 PM	16:00	6.45 pH	57.21 °F	671.05 µS/cm	0.00 mg/L	0.00 NTU	43.0 mV	11.58 ft	300.00 ml/min

Samples

Sample ID:	Description:

Created using VuSitu from In-Situ, Inc.

Low-Flow Test Report:

Test Date / Time: 2/9/2023 2:23:39 PM
Project: HRID 1Q2023 MW-29S
Operator Name: Kilauren Driscoll

Location Name: HRID **Well Diameter: 2 in** **Casing Type: PVC Sch. 40** **Screen Length: 10 ft** **Top of Screen: 7 ft** **Total Depth: 16.95 ft** **Initial Depth to Water: 11.48 ft**	**Pump Type: Mega typhoon pro SS** **Tubing Type: Poly** **Pump Intake From TOC: 14 ft** **Estimated Total Volume Pumped: 4200 ml** **Flow Cell Volume: 130 ml** **Final Flow Rate: 300 ml/min** **Final Draw Down: 11.4 ft**	**Instrument Used: Aqua TROLL 500** **Serial Number: 913928**

Test Notes:
VOCs. Clear no odor

Weather Conditions:
Overcast very windy

Low-Flow Readings:

Date Time	Elapsed Time	pH	Temperature	Specific Conductivity	RDO Concentration	Turbidity	ORP	Depth to Water	Flow
		+/- 0.1	+/- 3 %	+/- 3 %	+/- 10 %	+/- 10 %	+/- 10		
2/9/2023 2:23 PM	00:00	6.03 pH	52.12 °F	647.69 µS/cm	7.85 mg/L	28.31 NTU	98.4 mV	11.48 ft	300.00 ml/min
2/9/2023 2:24 PM	01:00	5.82 pH	54.54 °F	720.56 µS/cm	1.56 mg/L	50.76 NTU	109.4 mV	11.48 ft	300.00 ml/min
2/9/2023 2:25 PM	02:00	5.76 pH	55.69 °F	715.66 µS/cm	0.47 mg/L	54.88 NTU	112.6 mV	11.48 ft	300.00 ml/min
2/9/2023 2:26 PM	03:00	5.73 pH	55.96 °F	704.85 µS/cm	0.27 mg/L	55.37 NTU	112.5 mV	11.48 ft	300.00 ml/min
2/9/2023 2:27 PM	04:00	5.72 pH	56.25 °F	699.39 µS/cm	0.20 mg/L	58.30 NTU	111.3 mV	11.48 ft	300.00 ml/min
2/9/2023 2:28 PM	05:00	5.72 pH	56.37 °F	697.77 µS/cm	0.19 mg/L	53.41 NTU	109.5 mV	11.48 ft	300.00 ml/min
2/9/2023 2:29 PM	06:00	5.71 pH	56.41 °F	695.76 µS/cm	0.17 mg/L	55.95 NTU	107.8 mV	11.48 ft	300.00 ml/min
2/9/2023 2:30 PM	07:00	5.73 pH	56.45 °F	674.68 µS/cm	0.15 mg/L	47.67 NTU	104.8 mV	11.48 ft	300.00 ml/min
2/9/2023 2:31 PM	08:00	5.76 pH	56.48 °F	672.99 µS/cm	0.12 mg/L	41.62 NTU	101.5 mV	11.48 ft	300.00 ml/min
2/9/2023 2:32 PM	09:00	5.77 pH	56.50 °F	671.36 µS/cm	0.11 mg/L	38.76 NTU	98.9 mV	11.48 ft	300.00 ml/min
2/9/2023 2:33 PM	10:00	5.77 pH	56.65 °F	670.69 µS/cm	0.10 mg/L	34.42 NTU	97.2 mV	11.48 ft	300.00 ml/min
2/9/2023 2:34 PM	11:00	5.81 pH	56.52 °F	669.84 µS/cm	0.09 mg/L	30.71 NTU	93.2 mV	11.48 ft	300.00 ml/min
2/9/2023 2:35 PM	12:00	5.82 pH	56.69 °F	670.62 µS/cm	0.07 mg/L	26.67 NTU	91.2 mV	11.48 ft	300.00 ml/min

2/9/2023 2:36 PM	13:00	5.83 pH	56.70 °F	670.32 µS/cm	0.07 mg/L	26.75 NTU	89.1 mV	11.48 ft	300.00 ml/min
2/9/2023 2:37 PM	14:00	5.84 pH	56.74 °F	669.96 µS/cm	0.05 mg/L	22.24 NTU	87.0 mV	11.48 ft	300.00 ml/min

Samples

Sample ID:	Description:

Created using VuSitu from In-Situ, Inc.

Low-Flow Test Report:

Test Date / Time: 2/9/2023 11:13:13 AM
Project: HRID 1Q2023 MW-30
Operator Name: Kilauren Driscoll

Location Name: HRID MW-30 **Well Diameter: 2 in** **Casing Type: PVC sch 40** **Screen Length: 10 ft** **Top of Screen: 4 ft** **Total Depth: 14.28 ft** **Initial Depth to Water: 11.41 ft**	**Pump Type: Proactive Monsoon XL SS** **Tubing Type: Poly** **Pump Intake From TOC: 13 ft** **Estimated Total Volume Pumped: 2800 ml** **Flow Cell Volume: 130 ml** **Final Flow Rate: 200 ml/min** **Final Draw Down: 11.41 ft**	**Instrument Used: Aqua TROLL 500** **Serial Number: 913928**

Test Notes:
VOCs. Clear no odor.

Weather Conditions:
Sunny 57 degrees

Low-Flow Readings:

Date Time	Elapsed Time	pH	Temperature	Specific Conductivity	RDO Concentration	Turbidity	ORP	Depth to Water	Flow
		+/- 0.1	+/- 3 %	+/- 3 %	+/- 10 %	+/- 10 %	+/- 10		
2/9/2023 11:13 AM	00:00	6.53 pH	58.61 °F	907.87 µS/cm	0.63 mg/L	330.02 NTU	138.4 mV	11.41 ft	200.00 ml/min
2/9/2023 11:14 AM	01:00	6.55 pH	58.17 °F	891.62 µS/cm	0.09 mg/L	215.32 NTU	138.5 mV	11.41 ft	200.00 ml/min
2/9/2023 11:15 AM	02:00	6.59 pH	58.14 °F	893.44 µS/cm	0.02 mg/L	101.43 NTU	134.3 mV	11.41 ft	200.00 ml/min
2/9/2023 11:16 AM	03:00	6.56 pH	57.99 °F	904.96 µS/cm	0.01 mg/L	60.79 NTU	132.8 mV	11.41 ft	200.00 ml/min
2/9/2023 11:17 AM	04:00	6.49 pH	57.72 °F	924.25 µS/cm	0.00 mg/L	38.12 NTU	132.2 mV	11.41 ft	200.00 ml/min
2/9/2023 11:18 AM	05:00	6.51 pH	57.47 °F	913.81 µS/cm	0.00 mg/L	23.93 NTU	126.0 mV	11.41 ft	200.00 ml/min
2/9/2023 11:19 AM	06:00	6.50 pH	57.43 °F	918.57 µS/cm	0.00 mg/L	14.67 NTU	120.6 mV	11.41 ft	200.00 ml/min
2/9/2023 11:20 AM	07:00	6.46 pH	57.44 °F	906.80 µS/cm	0.01 mg/L	10.36 NTU	117.5 mV	11.41 ft	200.00 ml/min
2/9/2023 11:21 AM	08:00	6.44 pH	57.46 °F	902.79 µS/cm	0.00 mg/L	6.02 NTU	112.3 mV	11.41 ft	200.00 ml/min
2/9/2023 11:22 AM	09:00	6.44 pH	57.51 °F	888.40 µS/cm	0.00 mg/L	5.56 NTU	106.5 mV	11.41 ft	200.00 ml/min
2/9/2023 11:23 AM	10:00	6.43 pH	57.52 °F	919.44 µS/cm	0.00 mg/L	7.71 NTU	100.0 mV	11.41 ft	200.00 ml/min
2/9/2023 11:24 AM	11:00	6.41 pH	57.52 °F	913.07 µS/cm	0.00 mg/L	7.04 NTU	95.2 mV	11.41 ft	200.00 ml/min
2/9/2023 11:25 AM	12:00	6.41 pH	57.59 °F	910.05 µS/cm	0.00 mg/L	4.59 NTU	89.4 mV	11.41 ft	200.00 ml/min

2/9/2023 11:26 AM	13:00	6.38 pH	57.58 °F	915.67 µS/cm	0.00 mg/L	3.63 NTU	85.2 mV	11.41 ft	200.00 ml/min
2/9/2023 11:27 AM	14:00	6.39 pH	57.67 °F	915.09 µS/cm	0.00 mg/L	2.69 NTU	79.3 mV	11.41 ft	200.00 ml/min

Samples

Sample ID:	Description:

Created using VuSitu from In-Situ, Inc.

Low-Flow Test Report:

Test Date / Time: 2/16/2023 12:12:34 PM
Project: HRID 1Q2023 MW-32
Operator Name: Kilauren Driscoll

Location Name: HRID **Well Diameter: 2 in** **Casing Type: PVC Sch. 40** **Screen Length: 10 ft** **Top of Screen: 22 ft** **Total Depth: 32.57 ft** **Initial Depth to Water: 17 ft**	**Pump Type: SS hurricane pro** **Tubing Type: Poly** **Pump Intake From TOC: 25 ft** **Estimated Total Volume Pumped: 6600 ml** **Flow Cell Volume: 130 ml** **Final Flow Rate: 300 ml/min** **Final Draw Down: 17.01 ft**	**Instrument Used: Aqua TROLL 500** **Serial Number: 792620**

Test Notes:
Full suite. Cloudy no odor

Weather Conditions:
Overcast 48 degrees

Low-Flow Readings:

Date Time	Elapsed Time	pH	Temperature	Specific Conductivity	RDO Concentration	Turbidity	ORP	Depth to Water	Flow
		+/- 0.1	+/- 3 %	+/- 3 %	+/- 10 %	+/- 10 %	+/- 10		
2/16/2023 12:12 PM	00:00	7.03 pH	56.19 °F	693.99 µS/cm	0.73 mg/L	700.45 NTU	85.0 mV	17.00 ft	300.00 ml/min
2/16/2023 12:13 PM	01:00	7.02 pH	56.50 °F	695.99 µS/cm	0.29 mg/L	523.55 NTU	76.5 mV	17.00 ft	300.00 ml/min
2/16/2023 12:14 PM	02:00	7.01 pH	56.82 °F	696.95 µS/cm	0.19 mg/L	290.29 NTU	69.2 mV	17.00 ft	300.00 ml/min
2/16/2023 12:15 PM	03:00	7.01 pH	56.92 °F	697.29 µS/cm	0.13 mg/L	232.51 NTU	62.9 mV	17.00 ft	300.00 ml/min
2/16/2023 12:16 PM	04:00	7.01 pH	56.95 °F	697.36 µS/cm	0.11 mg/L	138.20 NTU	59.2 mV	17.00 ft	300.00 ml/min
2/16/2023 12:17 PM	05:00	7.01 pH	56.96 °F	697.24 µS/cm	0.10 mg/L	141.10 NTU	56.6 mV	17.00 ft	300.00 ml/min
2/16/2023 12:18 PM	06:00	7.01 pH	57.04 °F	697.00 µS/cm	0.09 mg/L	82.71 NTU	55.5 mV	17.00 ft	300.00 ml/min
2/16/2023 12:19 PM	07:00	7.01 pH	57.06 °F	696.40 µS/cm	0.08 mg/L	74.05 NTU	54.8 mV	17.00 ft	300.00 ml/min
2/16/2023 12:20 PM	08:00	7.01 pH	57.06 °F	696.27 µS/cm	0.07 mg/L	52.13 NTU	52.3 mV	17.00 ft	300.00 ml/min
2/16/2023 12:21 PM	09:00	7.02 pH	57.15 °F	696.03 µS/cm	0.07 mg/L	41.91 NTU	51.1 mV	17.00 ft	300.00 ml/min
2/16/2023 12:22 PM	10:00	7.02 pH	57.14 °F	695.40 µS/cm	0.06 mg/L	36.53 NTU	49.6 mV	17.00 ft	300.00 ml/min
2/16/2023 12:23 PM	11:00	7.02 pH	57.19 °F	695.07 µS/cm	0.05 mg/L	28.52 NTU	48.9 mV	17.00 ft	300.00 ml/min
2/16/2023 12:24 PM	12:00	7.02 pH	57.15 °F	694.62 µS/cm	0.04 mg/L	19.05 NTU	48.2 mV	17.00 ft	300.00 ml/min

2/16/2023 12:25 PM	13:00	7.02 pH	57.15 °F	694.23 µS/cm	0.04 mg/L	18.64 NTU	47.9 mV	17.00 ft	300.00 ml/min
2/16/2023 12:26 PM	14:00	7.02 pH	57.09 °F	693.79 µS/cm	0.04 mg/L	15.40 NTU	46.9 mV	17.00 ft	300.00 ml/min
2/16/2023 12:27 PM	15:00	7.02 pH	57.09 °F	693.73 µS/cm	0.04 mg/L	11.30 NTU	46.9 mV	17.00 ft	300.00 ml/min
2/16/2023 12:28 PM	16:00	7.02 pH	57.13 °F	693.77 µS/cm	0.04 mg/L	10.44 NTU	46.2 mV	17.00 ft	300.00 ml/min
2/16/2023 12:29 PM	17:00	7.02 pH	57.20 °F	693.78 µS/cm	0.03 mg/L	8.09 NTU	44.8 mV	17.00 ft	300.00 ml/min
2/16/2023 12:30 PM	18:00	7.02 pH	57.22 °F	693.75 µS/cm	0.03 mg/L	5.58 NTU	43.9 mV	17.00 ft	300.00 ml/min
2/16/2023 12:31 PM	19:00	7.03 pH	57.22 °F	693.41 µS/cm	0.02 mg/L	5.52 NTU	43.6 mV	17.00 ft	300.00 ml/min
2/16/2023 12:32 PM	20:00	7.03 pH	57.18 °F	693.26 µS/cm	0.02 mg/L	4.14 NTU	43.0 mV	17.00 ft	300.00 ml/min
2/16/2023 12:33 PM	21:00	7.03 pH	57.17 °F	693.12 µS/cm	0.02 mg/L	4.19 NTU	42.6 mV	17.00 ft	300.00 ml/min
2/16/2023 12:34 PM	22:00	7.03 pH	57.17 °F	693.01 µS/cm	0.02 mg/L	3.58 NTU	42.5 mV	17.00 ft	300.00 ml/min

Samples

Sample ID:	Description:

Low-Flow Test Report:

Test Date / Time: 2/17/2023 9:26:20 AM
Project: HRID 1Q2023 MW-33
Operator Name: Kilauren Driscoll

Location Name: HRID **Well Diameter: 2 in** **Casing Type: PVC Sch. 40** **Screen Length: 10 ft** **Top of Screen: 15 ft** **Total Depth: 25.85 ft** **Initial Depth to Water: 18.15 ft**	**Pump Type: SS hurricane pro** **Tubing Type: Poly** **Pump Intake From TOC: 22 ft** **Estimated Total Volume Pumped: 8700 ml** **Flow Cell Volume: 130 ml** **Final Flow Rate: 300 ml/min** **Final Draw Down: 18.16 ft**	**Instrument Used: Aqua TROLL 500** **Serial Number: 792620**

Test Notes:
Full suite. Clear, no odor, ms/msd 3

Weather Conditions:
Partly cloudy, strong winds 31 degrees

Low-Flow Readings:

Date Time	Elapsed Time	pH	Temperature	Specific Conductivity	RDO Concentration	Turbidity	ORP	Depth to Water	Flow
		+/- 0.1	+/- 3 %	+/- 3 %	+/- 10 %	+/- 10 %	+/- 10		
2/17/2023 9:26 AM	00:00	7.35 pH	47.93 °F	596.62 µS/cm	7.25 mg/L	13.62 NTU	245.1 mV	18.15 ft	300.00 ml/min
2/17/2023 9:27 AM	01:00	7.24 pH	54.62 °F	688.19 µS/cm	0.74 mg/L	36.96 NTU	223.5 mV	18.15 ft	300.00 ml/min
2/17/2023 9:28 AM	02:00	7.23 pH	55.48 °F	689.23 µS/cm	0.20 mg/L	44.78 NTU	218.2 mV	18.15 ft	300.00 ml/min
2/17/2023 9:29 AM	03:00	7.23 pH	55.59 °F	687.56 µS/cm	0.14 mg/L	39.49 NTU	219.7 mV	18.15 ft	300.00 ml/min
2/17/2023 9:30 AM	04:00	7.23 pH	55.66 °F	686.27 µS/cm	0.11 mg/L	28.49 NTU	221.0 mV	18.15 ft	300.00 ml/min
2/17/2023 9:31 AM	05:00	7.23 pH	56.07 °F	686.24 µS/cm	0.10 mg/L	23.24 NTU	218.7 mV	18.15 ft	300.00 ml/min
2/17/2023 9:32 AM	06:00	7.22 pH	56.18 °F	684.43 µS/cm	0.08 mg/L	18.20 NTU	218.2 mV	18.15 ft	300.00 ml/min
2/17/2023 9:33 AM	07:00	7.22 pH	56.30 °F	682.74 µS/cm	0.07 mg/L	24.73 NTU	219.8 mV	18.15 ft	300.00 ml/min
2/17/2023 9:34 AM	08:00	7.22 pH	56.34 °F	681.59 µS/cm	0.06 mg/L	21.09 NTU	216.8 mV	18.15 ft	300.00 ml/min
2/17/2023 9:35 AM	09:00	7.22 pH	56.51 °F	681.33 µS/cm	0.05 mg/L	15.60 NTU	210.4 mV	18.15 ft	300.00 ml/min
2/17/2023 9:36 AM	10:00	7.22 pH	56.57 °F	680.54 µS/cm	0.05 mg/L	9.07 NTU	214.0 mV	18.15 ft	300.00 ml/min
2/17/2023 9:37 AM	11:00	7.22 pH	56.49 °F	680.13 µS/cm	0.04 mg/L	6.60 NTU	212.5 mV	18.15 ft	300.00 ml/min
2/17/2023 9:38 AM	12:00	7.22 pH	56.52 °F	680.60 µS/cm	0.04 mg/L	5.27 NTU	210.5 mV	18.15 ft	300.00 ml/min

2/17/2023 9:39 AM	13:00	7.22 pH	56.54 °F	680.15 µS/cm	0.03 mg/L	3.37 NTU	212.4 mV	18.15 ft	300.00 ml/min
2/17/2023 9:40 AM	14:00	7.22 pH	56.63 °F	679.74 µS/cm	0.03 mg/L	2.24 NTU	190.5 mV	18.15 ft	300.00 ml/min
2/17/2023 9:41 AM	15:00	7.22 pH	56.58 °F	679.53 µS/cm	0.02 mg/L	1.71 NTU	176.0 mV	18.15 ft	300.00 ml/min
2/17/2023 9:42 AM	16:00	7.22 pH	56.57 °F	679.59 µS/cm	0.02 mg/L	1.71 NTU	159.5 mV	18.15 ft	300.00 ml/min
2/17/2023 9:43 AM	17:00	7.22 pH	56.63 °F	679.69 µS/cm	0.02 mg/L	0.75 NTU	189.4 mV	18.15 ft	300.00 ml/min
2/17/2023 9:44 AM	18:00	7.22 pH	56.48 °F	679.34 µS/cm	0.02 mg/L	0.78 NTU	203.5 mV	18.15 ft	300.00 ml/min
2/17/2023 9:45 AM	19:00	7.22 pH	56.34 °F	679.12 µS/cm	0.02 mg/L	0.81 NTU	203.5 mV	18.15 ft	300.00 ml/min
2/17/2023 9:46 AM	20:00	7.21 pH	56.46 °F	679.95 µS/cm	0.02 mg/L	0.56 NTU	200.9 mV	18.15 ft	300.00 ml/min
2/17/2023 9:47 AM	21:00	7.21 pH	56.58 °F	680.03 µS/cm	0.02 mg/L	0.52 NTU	194.9 mV	18.15 ft	300.00 ml/min
2/17/2023 9:48 AM	22:00	7.21 pH	56.73 °F	679.68 µS/cm	0.02 mg/L	0.40 NTU	190.1 mV	18.15 ft	300.00 ml/min
2/17/2023 9:49 AM	23:00	7.21 pH	56.70 °F	679.52 µS/cm	0.01 mg/L	0.21 NTU	199.7 mV	18.15 ft	300.00 ml/min
2/17/2023 9:50 AM	24:00	7.21 pH	56.55 °F	679.68 µS/cm	0.01 mg/L	0.08 NTU	194.0 mV	18.15 ft	300.00 ml/min
2/17/2023 9:51 AM	25:00	7.21 pH	56.53 °F	679.46 µS/cm	0.01 mg/L	0.02 NTU	189.0 mV	18.15 ft	300.00 ml/min
2/17/2023 9:52 AM	26:00	7.21 pH	56.42 °F	679.51 µS/cm	0.01 mg/L	0.00 NTU	194.1 mV	18.15 ft	300.00 ml/min
2/17/2023 9:53 AM	27:00	7.21 pH	56.62 °F	679.82 µS/cm	0.01 mg/L	0.00 NTU	197.0 mV	18.15 ft	300.00 ml/min
2/17/2023 9:54 AM	28:00	7.21 pH	56.64 °F	679.48 µS/cm	0.01 mg/L	0.00 NTU	189.0 mV	18.15 ft	300.00 ml/min
2/17/2023 9:55 AM	29:00	7.21 pH	56.52 °F	679.33 µS/cm	0.01 mg/L	0.00 NTU	190.1 mV	18.15 ft	300.00 ml/min

Samples

Sample ID:	Description:

Low-Flow Test Report:

Test Date / Time: 2/10/2023 9:41:28 AM
Project: HRID 1Q2023 MW-33D
Operator Name: Kilauren Driscoll

Location Name: HRID MW-33D **Well Diameter: 2 in** **Casing Type: PVC sch 40** **Screen Length: 10 ft** **Top of Screen: 25 ft** **Total Depth: 35.16 ft** **Initial Depth to Water: 18.77 ft**	**Pump Type: Mega typhoon pro SS** **Tubing Type: Poly** **Pump Intake From TOC: 26 ft** **Estimated Total Volume Pumped: 4800 ml** **Flow Cell Volume: 130 ml** **Final Flow Rate: 300 ml/min** **Final Draw Down: 18.78 ft**	**Instrument Used: Aqua TROLL 500** **Serial Number: 913928**

Test Notes:
VOCs. Clear no odor

Weather Conditions:
Overcast 37 degrees

Low-Flow Readings:

Date Time	Elapsed Time	pH	Temperature	Specific Conductivity	RDO Concentration	Turbidity	ORP	Depth to Water	Flow
		+/- 0.1	+/- 3 %	+/- 3 %	+/- 10 %	+/- 10 %	+/- 10		
2/10/2023 9:41 AM	00:00	6.07 pH	47.98 °F	678.74 µS/cm	9.92 mg/L	17.17 NTU	80.9 mV	18.77 ft	300.00 ml/min
2/10/2023 9:42 AM	01:00	5.80 pH	54.41 °F	676.17 µS/cm	1.68 mg/L	15.94 NTU	90.5 mV	18.77 ft	300.00 ml/min
2/10/2023 9:43 AM	02:00	5.70 pH	56.07 °F	678.44 µS/cm	0.35 mg/L	9.08 NTU	91.8 mV	18.77 ft	300.00 ml/min
2/10/2023 9:44 AM	03:00	5.79 pH	56.54 °F	678.86 µS/cm	0.13 mg/L	24.02 NTU	84.2 mV	18.77 ft	300.00 ml/min
2/10/2023 9:45 AM	04:00	6.01 pH	56.72 °F	680.17 µS/cm	0.08 mg/L	52.50 NTU	69.6 mV	18.77 ft	300.00 ml/min
2/10/2023 9:46 AM	05:00	6.32 pH	56.78 °F	680.03 µS/cm	0.05 mg/L	64.63 NTU	50.5 mV	18.77 ft	300.00 ml/min
2/10/2023 9:47 AM	06:00	6.51 pH	56.82 °F	680.00 µS/cm	0.04 mg/L	61.54 NTU	38.8 mV	18.77 ft	300.00 ml/min
2/10/2023 9:48 AM	07:00	6.59 pH	56.84 °F	679.62 µS/cm	0.03 mg/L	47.74 NTU	33.7 mV	18.77 ft	300.00 ml/min
2/10/2023 9:49 AM	08:00	6.63 pH	56.82 °F	680.19 µS/cm	0.02 mg/L	39.46 NTU	31.0 mV	18.77 ft	300.00 ml/min
2/10/2023 9:50 AM	09:00	6.67 pH	56.88 °F	679.68 µS/cm	0.01 mg/L	23.46 NTU	29.2 mV	18.77 ft	300.00 ml/min
2/10/2023 9:51 AM	10:00	6.66 pH	56.85 °F	679.78 µS/cm	0.01 mg/L	20.70 NTU	29.0 mV	18.77 ft	300.00 ml/min
2/10/2023 9:52 AM	11:00	6.68 pH	56.91 °F	680.08 µS/cm	0.00 mg/L	13.62 NTU	28.5 mV	18.77 ft	300.00 ml/min
2/10/2023 9:53 AM	12:00	6.66 pH	56.94 °F	680.19 µS/cm	0.00 mg/L	11.21 NTU	29.0 mV	18.77 ft	300.00 ml/min

2/10/2023 9:54 AM	13:00	6.69 pH	56.99 °F	680.04 µS/cm	0.00 mg/L	7.01 NTU	27.7 mV	18.77 ft	300.00 ml/min
2/10/2023 9:55 AM	14:00	6.68 pH	56.97 °F	680.07 µS/cm	0.00 mg/L	4.98 NTU	28.1 mV	18.77 ft	300.00 ml/min
2/10/2023 9:56 AM	15:00	6.67 pH	56.97 °F	679.99 µS/cm	0.00 mg/L	5.24 NTU	29.4 mV	18.77 ft	300.00 ml/min
2/10/2023 9:57 AM	16:00	6.69 pH	57.00 °F	680.25 µS/cm	0.00 mg/L	3.75 NTU	28.7 mV	18.77 ft	300.00 ml/min

Samples

Sample ID:	Description:

Low-Flow Test Report:

Test Date / Time: 2/17/2023 8:46:42 AM
Project: HRID 1Q2023 MW-36
Operator Name: Kilauren Driscoll

Location Name: HRID **Well Diameter: 2 in** **Casing Type: PVC Sch. 40** **Screen Length: 10 ft** **Top of Screen: 15 ft** **Total Depth: 25.81 ft** **Initial Depth to Water: 18.46 ft**	**Pump Type: SS hurricane pro** **Tubing Type: Poly** **Pump Intake From TOC: 22 ft** **Estimated Total Volume Pumped: 5100 ml** **Flow Cell Volume: 130 ml** **Final Flow Rate: 300 ml/min** **Final Draw Down: 18.42 ft**	**Instrument Used: Aqua TROLL 500** **Serial Number: 792620**

Test Notes:
VOCs. Cloudy brown, no odor

Weather Conditions:
Sunny, 32 degrees

Low-Flow Readings:

Date Time	Elapsed Time	pH	Temperature	Specific Conductivity	RDO Concentration	Turbidity	ORP	Depth to Water	Flow
		+/- 0.1	+/- 3 %	+/- 3 %	+/- 10 %	+/- 10 %	+/- 10		
2/17/2023 8:46 AM	00:00	7.32 pH	54.03 °F	638.87 µS/cm	5.52 mg/L	3,169.3 NTU	236.7 mV	18.46 ft	300.00 ml/min
2/17/2023 8:47 AM	01:00	7.30 pH	55.09 °F	634.35 µS/cm	4.95 mg/L	2,542.4 NTU	237.1 mV	18.46 ft	300.00 ml/min
2/17/2023 8:48 AM	02:00	7.28 pH	56.01 °F	633.92 µS/cm	4.89 mg/L	2,061.4 NTU	237.8 mV	18.46 ft	300.00 ml/min
2/17/2023 8:49 AM	03:00	7.27 pH	56.42 °F	632.18 µS/cm	4.91 mg/L	1,322.2 NTU	240.9 mV	18.46 ft	300.00 ml/min
2/17/2023 8:50 AM	04:00	7.26 pH	56.65 °F	631.41 µS/cm	4.94 mg/L	865.43 NTU	241.3 mV	18.46 ft	300.00 ml/min
2/17/2023 8:51 AM	05:00	7.26 pH	56.68 °F	636.15 µS/cm	5.13 mg/L	516.02 NTU	240.2 mV	18.46 ft	300.00 ml/min
2/17/2023 8:52 AM	06:00	7.25 pH	56.87 °F	640.18 µS/cm	5.36 mg/L	320.27 NTU	238.0 mV	18.46 ft	300.00 ml/min
2/17/2023 8:53 AM	07:00	7.24 pH	56.71 °F	640.17 µS/cm	5.38 mg/L	241.95 NTU	235.2 mV	18.46 ft	300.00 ml/min
2/17/2023 8:54 AM	08:00	7.24 pH	56.84 °F	639.24 µS/cm	5.36 mg/L	207.31 NTU	237.0 mV	18.46 ft	300.00 ml/min
2/17/2023 8:55 AM	09:00	7.24 pH	56.97 °F	640.28 µS/cm	5.39 mg/L	148.85 NTU	235.8 mV	18.46 ft	300.00 ml/min
2/17/2023 8:56 AM	10:00	7.23 pH	57.06 °F	641.10 µS/cm	5.42 mg/L	103.66 NTU	237.5 mV	18.46 ft	300.00 ml/min
2/17/2023 8:57 AM	11:00	7.23 pH	57.09 °F	640.41 µS/cm	5.42 mg/L	71.88 NTU	236.8 mV	18.46 ft	300.00 ml/min
2/17/2023 8:58 AM	12:00	7.23 pH	57.23 °F	640.49 µS/cm	5.40 mg/L	52.55 NTU	237.6 mV	18.46 ft	300.00 ml/min

2/17/2023 8:59 AM	13:00	7.22 pH	57.21 °F	640.72 µS/cm	5.43 mg/L	38.01 NTU	238.4 mV	18.46 ft	300.00 ml/min
2/17/2023 9:00 AM	14:00	7.22 pH	57.24 °F	638.30 µS/cm	5.40 mg/L	31.19 NTU	238.7 mV	18.46 ft	300.00 ml/min
2/17/2023 9:01 AM	15:00	7.22 pH	57.16 °F	639.18 µS/cm	5.41 mg/L	23.42 NTU	239.1 mV	18.46 ft	300.00 ml/min
2/17/2023 9:02 AM	16:00	7.22 pH	57.25 °F	638.46 µS/cm	5.41 mg/L	17.43 NTU	239.6 mV	18.46 ft	300.00 ml/min
2/17/2023 9:03 AM	17:00	7.22 pH	57.23 °F	639.28 µS/cm	5.44 mg/L	15.17 NTU	240.4 mV	18.46 ft	300.00 ml/min

Samples

Sample ID:	Description:

Low-Flow Test Report:

Test Date / Time: 2/9/2023 12:46:40 PM
Project: HRID 1Q2023 MW-37S
Operator Name: Kilauren Driscoll

Location Name: HRID **Well Diameter: 2 in** **Casing Type: PVC Sch. 40** **Screen Length: 10 ft** **Top of Screen: 15 ft** **Total Depth: 24.85 ft** **Initial Depth to Water: 19.02 ft**	**Pump Type: Megan typhoon pro SS** **Tubing Type: Poly** **Pump Intake From TOC: 22 ft** **Estimated Total Volume Pumped: 2800 ml** **Flow Cell Volume: 130 ml** **Final Flow Rate: 200 ml/min** **Final Draw Down: 19.04 ft**	**Instrument Used: Aqua TROLL 500** **Serial Number: 913928**

Test Notes:
VOCs. Clear no odor

Weather Conditions:
Overcast windy

Low-Flow Readings:

Date Time	Elapsed Time	pH	Temperature	Specific Conductivity	RDO Concentration	Turbidity	ORP	Depth to Water	Flow
		+/- 0.1	+/- 3 %	+/- 3 %	+/- 10 %	+/- 10 %	+/- 10		
2/9/2023 12:46 PM	00:00	5.81 pH	57.03 °F	744.42 µS/cm	1.56 mg/L	146.05 NTU	82.3 mV	19.02 ft	200.00 ml/min
2/9/2023 12:47 PM	01:00	5.66 pH	57.94 °F	746.33 µS/cm	0.30 mg/L	194.40 NTU	88.4 mV	19.02 ft	200.00 ml/min
2/9/2023 12:48 PM	02:00	5.61 pH	58.14 °F	746.53 µS/cm	0.14 mg/L	154.29 NTU	90.7 mV	19.02 ft	200.00 ml/min
2/9/2023 12:49 PM	03:00	5.59 pH	57.88 °F	745.86 µS/cm	0.10 mg/L	170.15 NTU	91.5 mV	19.02 ft	200.00 ml/min
2/9/2023 12:50 PM	04:00	5.58 pH	57.64 °F	744.61 µS/cm	0.09 mg/L	181.75 NTU	92.6 mV	19.02 ft	200.00 ml/min
2/9/2023 12:51 PM	05:00	5.57 pH	57.37 °F	744.54 µS/cm	0.09 mg/L	156.86 NTU	93.6 mV	19.02 ft	200.00 ml/min
2/9/2023 12:52 PM	06:00	5.50 pH	58.19 °F	748.01 µS/cm	0.09 mg/L	134.99 NTU	97.5 mV	19.02 ft	200.00 ml/min
2/9/2023 12:53 PM	07:00	5.48 pH	58.89 °F	747.64 µS/cm	0.07 mg/L	121.31 NTU	99.5 mV	19.02 ft	200.00 ml/min
2/9/2023 12:54 PM	08:00	5.48 pH	59.41 °F	746.01 µS/cm	0.07 mg/L	139.57 NTU	100.4 mV	19.02 ft	200.00 ml/min
2/9/2023 12:55 PM	09:00	5.52 pH	59.30 °F	744.17 µS/cm	0.06 mg/L	130.19 NTU	99.2 mV	19.02 ft	200.00 ml/min
2/9/2023 12:56 PM	10:00	5.55 pH	59.10 °F	743.19 µS/cm	0.06 mg/L	119.71 NTU	98.7 mV	19.02 ft	200.00 ml/min
2/9/2023 12:57 PM	11:00	5.58 pH	59.10 °F	743.19 µS/cm	0.06 mg/L	104.99 NTU	97.6 mV	19.02 ft	200.00 ml/min
2/9/2023 12:58 PM	12:00	5.60 pH	59.18 °F	742.23 µS/cm	0.05 mg/L	94.21 NTU	97.2 mV	19.02 ft	200.00 ml/min

2/9/2023 12:59 PM	13:00	5.57 pH	59.94 °F	743.63 µS/cm	0.05 mg/L	68.70 NTU	99.1 mV	19.02 ft	200.00 ml/min
2/9/2023 1:00 PM	14:00	5.60 pH	60.15 °F	743.12 µS/cm	0.05 mg/L	64.96 NTU	98.1 mV	19.02 ft	200.00 ml/min

Samples

Sample ID:	Description:

Created using VuSitu from In-Situ, Inc.

Low-Flow Test Report:

Test Date / Time: 2/16/2023 2:48:49 PM
Project: HRID 1Q2023 MW-40
Operator Name: Kilauren Driscoll

Location Name: HRID **Well Diameter: 2 in** **Casing Type: PVC Sch. 40** **Screen Length: 10 ft** **Top of Screen: 11 ft** **Total Depth: 21.81 ft** **Initial Depth to Water: 5.95 ft**	**Pump Type: SS hurricane pro** **Tubing Type: Poly** **Pump Intake From TOC: 13 ft** **Estimated Total Volume Pumped: 7500 ml** **Flow Cell Volume: 130 ml** **Final Flow Rate: 300 ml/min** **Final Draw Down: 6.1 ft**	**Instrument Used: Aqua TROLL 500** **Serial Number: 792620**

Test Notes:
VOCs. Clear no odor

Weather Conditions:
Overcast, 48 degrees

Low-Flow Readings:

Date Time	Elapsed Time	pH	Temperature	Specific Conductivity	RDO Concentration	Turbidity	ORP	Depth to Water	Flow
		+/- 0.1	+/- 3 %	+/- 3 %	+/- 10 %	+/- 10 %	+/- 10		
2/16/2023 2:48 PM	00:00	6.95 pH	51.56 °F	1,034.6 µS/cm	6.53 mg/L	273.26 NTU	87.2 mV	5.95 ft	300.00 ml/min
2/16/2023 2:49 PM	01:00	6.91 pH	51.19 °F	1,052.4 µS/cm	0.51 mg/L	261.29 NTU	75.5 mV	5.95 ft	300.00 ml/min
2/16/2023 2:50 PM	02:00	6.91 pH	52.09 °F	1,055.3 µS/cm	0.13 mg/L	306.46 NTU	66.6 mV	5.95 ft	300.00 ml/min
2/16/2023 2:51 PM	03:00	6.90 pH	52.60 °F	1,053.3 µS/cm	0.08 mg/L	254.97 NTU	57.9 mV	5.95 ft	300.00 ml/min
2/16/2023 2:52 PM	04:00	6.91 pH	52.83 °F	1,046.0 µS/cm	0.06 mg/L	238.34 NTU	49.7 mV	5.95 ft	300.00 ml/min
2/16/2023 2:53 PM	05:00	6.91 pH	52.95 °F	1,048.7 µS/cm	0.05 mg/L	303.40 NTU	43.2 mV	5.95 ft	300.00 ml/min
2/16/2023 2:54 PM	06:00	6.91 pH	53.04 °F	1,040.2 µS/cm	0.04 mg/L	279.24 NTU	38.0 mV	5.95 ft	300.00 ml/min
2/16/2023 2:55 PM	07:00	6.91 pH	53.06 °F	1,039.3 µS/cm	0.04 mg/L	299.94 NTU	33.7 mV	5.95 ft	300.00 ml/min
2/16/2023 2:56 PM	08:00	6.91 pH	53.04 °F	1,039.6 µS/cm	0.04 mg/L	300.95 NTU	30.5 mV	5.95 ft	300.00 ml/min
2/16/2023 2:57 PM	09:00	6.91 pH	53.05 °F	1,038.5 µS/cm	0.03 mg/L	484.53 NTU	27.5 mV	5.95 ft	300.00 ml/min
2/16/2023 2:58 PM	10:00	6.91 pH	53.06 °F	1,037.2 µS/cm	0.03 mg/L	501.29 NTU	24.8 mV	5.95 ft	300.00 ml/min
2/16/2023 2:59 PM	11:00	6.91 pH	53.10 °F	1,036.9 µS/cm	0.04 mg/L	476.20 NTU	22.6 mV	5.95 ft	300.00 ml/min
2/16/2023 3:00 PM	12:00	6.91 pH	53.17 °F	1,037.6 µS/cm	0.04 mg/L	494.39 NTU	21.0 mV	5.95 ft	300.00 ml/min

2/16/2023 3:01 PM	13:00	6.91 pH	53.15 °F	1,034.6 µS/cm	0.04 mg/L	513.88 NTU	19.7 mV	5.95 ft	300.00 ml/min
2/16/2023 3:02 PM	14:00	6.91 pH	53.06 °F	1,037.7 µS/cm	0.05 mg/L	95.81 NTU	18.3 mV	5.95 ft	300.00 ml/min
2/16/2023 3:03 PM	15:00	6.91 pH	53.01 °F	1,038.0 µS/cm	0.04 mg/L	103.07 NTU	17.1 mV	5.95 ft	300.00 ml/min
2/16/2023 3:04 PM	16:00	6.91 pH	53.08 °F	1,037.6 µS/cm	0.03 mg/L	110.38 NTU	15.6 mV	5.95 ft	300.00 ml/min
2/16/2023 3:05 PM	17:00	6.91 pH	53.01 °F	1,039.6 µS/cm	0.04 mg/L	124.86 NTU	14.6 mV	5.95 ft	300.00 ml/min
2/16/2023 3:06 PM	18:00	6.91 pH	53.09 °F	1,040.7 µS/cm	0.04 mg/L	125.41 NTU	13.8 mV	5.95 ft	300.00 ml/min
2/16/2023 3:07 PM	19:00	6.91 pH	53.25 °F	1,040.6 µS/cm	0.03 mg/L	128.83 NTU	12.9 mV	5.95 ft	300.00 ml/min
2/16/2023 3:08 PM	20:00	6.91 pH	53.27 °F	1,040.2 µS/cm	0.02 mg/L	131.53 NTU	12.2 mV	5.95 ft	300.00 ml/min
2/16/2023 3:09 PM	21:00	6.91 pH	53.22 °F	1,040.4 µS/cm	0.01 mg/L	182.64 NTU	11.2 mV	5.95 ft	300.00 ml/min
2/16/2023 3:10 PM	22:00	6.91 pH	53.04 °F	1,034.0 µS/cm	0.02 mg/L	189.05 NTU	11.2 mV	5.95 ft	300.00 ml/min
2/16/2023 3:11 PM	23:00	6.91 pH	53.26 °F	1,033.2 µS/cm	0.00 mg/L	223.03 NTU	9.7 mV	5.95 ft	300.00 ml/min
2/16/2023 3:12 PM	24:00	6.91 pH	53.37 °F	1,040.8 µS/cm	0.00 mg/L	156.45 NTU	8.2 mV	5.95 ft	300.00 ml/min
2/16/2023 3:13 PM	25:00	6.91 pH	53.43 °F	1,041.5 µS/cm	0.00 mg/L	163.87 NTU	7.4 mV	5.95 ft	300.00 ml/min

Samples

Sample ID:	Description:

Low-Flow Test Report:

Test Date / Time: 2/16/2023 10:38:17 AM
Project: HRID 1Q2023 MW-41
Operator Name: Kilauren Driscoll

Location Name: HRID **Well Diameter: 2 in** **Casing Type: PVC Sch. 40** **Screen Length: 10 ft** **Top of Screen: 11 ft** **Total Depth: 21.95 ft** **Initial Depth to Water: 12.27 ft**	**Pump Type: SS Proactive monsoon xl** **Tubing Type: Poly** **Pump Intake From TOC: 17 ft** **Estimated Total Volume Pumped: 5700 ml** **Flow Cell Volume: 130 ml** **Final Flow Rate: 300 ml/min** **Final Draw Down: 12.28 ft**	**Instrument Used: Aqua TROLL 500** **Serial Number: 792620**

Test Notes:
Full suite. Brown, sulfur like odor

Weather Conditions:
Overcast 44 degrees

Low-Flow Readings:

Date Time	Elapsed Time	pH	Temperature	Specific Conductivity	RDO Concentration	Turbidity	ORP	Depth to Water	Flow
		+/- 0.1	+/- 3 %	+/- 3 %	+/- 10 %	+/- 10 %	+/- 10		
2/16/2023 10:38 AM	00:00	5.68 pH	55.31 °F	8.23 µS/cm	10.16 mg/L	41.28 NTU	98.2 mV	12.27 ft	300.00 ml/min
2/16/2023 10:39 AM	01:00	6.72 pH	57.06 °F	759.87 µS/cm	0.93 mg/L	517.84 NTU	59.4 mV	12.27 ft	300.00 ml/min
2/16/2023 10:40 AM	02:00	6.77 pH	57.15 °F	758.98 µS/cm	0.15 mg/L	466.33 NTU	31.3 mV	12.27 ft	300.00 ml/min
2/16/2023 10:41 AM	03:00	6.80 pH	56.88 °F	0.46 µS/cm	3.56 mg/L	0.00 NTU	24.8 mV	12.27 ft	300.00 ml/min
2/16/2023 10:42 AM	04:00	6.82 pH	56.79 °F	759.40 µS/cm	4.51 mg/L	382.50 NTU	48.3 mV	12.27 ft	300.00 ml/min
2/16/2023 10:43 AM	05:00	6.82 pH	57.64 °F	759.75 µS/cm	0.19 mg/L	302.83 NTU	-0.1 mV	12.27 ft	300.00 ml/min
2/16/2023 10:44 AM	06:00	6.83 pH	57.46 °F	763.28 µS/cm	0.07 mg/L	187.91 NTU	-8.7 mV	12.27 ft	300.00 ml/min
2/16/2023 10:45 AM	07:00	6.84 pH	57.59 °F	768.38 µS/cm	0.06 mg/L	135.72 NTU	-25.1 mV	12.27 ft	300.00 ml/min
2/16/2023 10:46 AM	08:00	6.85 pH	57.54 °F	767.20 µS/cm	0.04 mg/L	63.24 NTU	-35.5 mV	12.27 ft	300.00 ml/min
2/16/2023 10:47 AM	09:00	6.85 pH	57.49 °F	762.54 µS/cm	0.04 mg/L	46.27 NTU	-44.8 mV	12.27 ft	300.00 ml/min
2/16/2023 10:48 AM	10:00	6.86 pH	57.60 °F	756.12 µS/cm	0.03 mg/L	25.46 NTU	-49.0 mV	12.27 ft	300.00 ml/min
2/16/2023 10:49 AM	11:00	6.87 pH	57.52 °F	745.88 µS/cm	0.02 mg/L	17.60 NTU	-53.9 mV	12.27 ft	300.00 ml/min
2/16/2023 10:50 AM	12:00	6.87 pH	57.51 °F	739.15 µS/cm	0.03 mg/L	11.91 NTU	-60.1 mV	12.27 ft	300.00 ml/min

2/16/2023 10:51 AM	13:00	6.88 pH	57.55 °F	738.62 µS/cm	0.03 mg/L	10.33 NTU	-67.4 mV	12.27 ft	300.00 ml/min
2/16/2023 10:52 AM	14:00	6.89 pH	57.58 °F	735.68 µS/cm	0.03 mg/L	11.10 NTU	-73.1 mV	12.27 ft	300.00 ml/min
2/16/2023 10:53 AM	15:00	6.89 pH	57.57 °F	731.97 µS/cm	0.03 mg/L	10.98 NTU	-75.3 mV	12.27 ft	300.00 ml/min
2/16/2023 10:54 AM	16:00	6.90 pH	57.58 °F	732.16 µS/cm	0.03 mg/L	11.31 NTU	-76.9 mV	12.27 ft	300.00 ml/min
2/16/2023 10:55 AM	17:00	6.90 pH	57.61 °F	731.96 µS/cm	0.03 mg/L	12.16 NTU	-78.7 mV	12.27 ft	300.00 ml/min
2/16/2023 10:56 AM	18:00	6.90 pH	57.65 °F	733.64 µS/cm	0.02 mg/L	10.49 NTU	-84.4 mV	12.27 ft	300.00 ml/min
2/16/2023 10:57 AM	19:00	6.91 pH	57.63 °F	737.11 µS/cm	0.02 mg/L	10.86 NTU	-87.0 mV	12.27 ft	300.00 ml/min

Samples

Sample ID:	Description:

Created using VuSitu from In-Situ, Inc.

Low-Flow Test Report:

Test Date / Time: 2/14/2023 11:13:18 AM
Project: HRID 1Q2023 MW-41D
Operator Name: Kilauren Driscoll

Location Name: HRID **Well Diameter: 2 in** **Casing Type: PVC Sch. 40** **Screen Length: 10 ft** **Top of Screen: 23 ft** **Total Depth: 33.55 ft** **Initial Depth to Water: 12.6 ft**	**Pump Type: Proactive SSHurricane Pro** **Tubing Type: Poly** **Pump Intake From TOC: 23 ft** **Estimated Total Volume Pumped: 8700 ml** **Flow Cell Volume: 130 ml** **Final Flow Rate: 300 ml/min** **Final Draw Down: 12.6 ft**	**Instrument Used: Aqua TROLL 500** **Serial Number: 913928**

Test Notes:
VOCs. Dark brown/gray. Slight surface sheen

Weather Conditions:
Overcast 37 degrees

Low-Flow Readings:

Date Time	Elapsed Time	pH	Temperature	Specific Conductivity	RDO Concentration	Turbidity	ORP	Depth to Water	Flow
		+/- 0.1	+/- 3 %	+/- 3 %	+/- 10 %	+/- 10 %	+/- 10		
2/14/2023 11:13 AM	00:00	6.49 pH	54.82 °F	622.10 µS/cm	5.70 mg/L	801.28 NTU	163.9 mV	12.60 ft	300.00 ml/min
2/14/2023 11:14 AM	01:00	6.46 pH	57.37 °F	632.98 µS/cm	1.04 mg/L	224.66 NTU	164.1 mV	12.60 ft	300.00 ml/min
2/14/2023 11:15 AM	02:00	6.55 pH	57.88 °F	640.54 µS/cm	0.23 mg/L	478.80 NTU	155.3 mV	12.60 ft	300.00 ml/min
2/14/2023 11:16 AM	03:00	6.58 pH	58.06 °F	644.28 µS/cm	0.09 mg/L	808.89 NTU	149.7 mV	12.60 ft	300.00 ml/min
2/14/2023 11:17 AM	04:00	6.60 pH	58.24 °F	646.54 µS/cm	0.05 mg/L	1,083.8 NTU	144.9 mV	12.60 ft	300.00 ml/min
2/14/2023 11:18 AM	05:00	6.71 pH	57.71 °F	645.35 µS/cm	0.03 mg/L	1,177.5 NTU	135.6 mV	12.60 ft	300.00 ml/min
2/14/2023 11:19 AM	06:00	6.72 pH	57.36 °F	646.03 µS/cm	0.03 mg/L	1,133.6 NTU	131.6 mV	12.60 ft	300.00 ml/min
2/14/2023 11:20 AM	07:00	6.67 pH	57.74 °F	648.11 µS/cm	0.03 mg/L	1,087.0 NTU	130.5 mV	12.60 ft	300.00 ml/min
2/14/2023 11:21 AM	08:00	6.71 pH	58.04 °F	647.60 µS/cm	0.01 mg/L	1,159.0 NTU	124.5 mV	12.60 ft	300.00 ml/min
2/14/2023 11:22 AM	09:00	6.71 pH	57.63 °F	646.73 µS/cm	0.01 mg/L	1,163.1 NTU	121.5 mV	12.60 ft	300.00 ml/min
2/14/2023 11:23 AM	10:00	6.72 pH	57.69 °F	647.77 µS/cm	0.00 mg/L	1,175.6 NTU	117.2 mV	12.60 ft	300.00 ml/min
2/14/2023 11:24 AM	11:00	6.70 pH	57.84 °F	648.48 µS/cm	0.00 mg/L	1,144.0 NTU	114.5 mV	12.60 ft	300.00 ml/min
2/14/2023 11:25 AM	12:00	6.70 pH	57.62 °F	647.63 µS/cm	0.00 mg/L	996.50 NTU	110.8 mV	12.60 ft	300.00 ml/min

2/14/2023 11:26 AM	13:00	6.63 pH	58.12 °F	648.89 µS/cm	0.00 mg/L	1,124.4 NTU	110.8 mV	12.60 ft	300.00 ml/min
2/14/2023 11:27 AM	14:00	6.66 pH	58.13 °F	648.23 µS/cm	0.00 mg/L	1,186.7 NTU	106.1 mV	12.60 ft	300.00 ml/min
2/14/2023 11:28 AM	15:00	6.72 pH	57.92 °F	647.86 µS/cm	0.00 mg/L	1,008.7 NTU	99.5 mV	12.60 ft	300.00 ml/min
2/14/2023 11:29 AM	16:00	6.65 pH	58.09 °F	648.76 µS/cm	0.00 mg/L	1,012.8 NTU	99.9 mV	12.60 ft	300.00 ml/min
2/14/2023 11:30 AM	17:00	6.68 pH	57.98 °F	648.19 µS/cm	0.00 mg/L	866.94 NTU	95.4 mV	12.60 ft	300.00 ml/min
2/14/2023 11:31 AM	18:00	6.70 pH	57.73 °F	647.47 µS/cm	0.00 mg/L	859.58 NTU	91.1 mV	12.60 ft	300.00 ml/min
2/14/2023 11:32 AM	19:00	6.61 pH	58.07 °F	649.30 µS/cm	0.00 mg/L	797.69 NTU	93.2 mV	12.60 ft	300.00 ml/min
2/14/2023 11:33 AM	20:00	6.62 pH	58.30 °F	648.47 µS/cm	0.00 mg/L	691.19 NTU	89.7 mV	12.60 ft	300.00 ml/min
2/14/2023 11:34 AM	21:00	6.64 pH	58.13 °F	647.96 µS/cm	0.00 mg/L	573.69 NTU	84.9 mV	12.60 ft	300.00 ml/min
2/14/2023 11:35 AM	22:00	6.60 pH	57.97 °F	647.85 µS/cm	0.00 mg/L	528.30 NTU	84.8 mV	12.60 ft	300.00 ml/min
2/14/2023 11:36 AM	23:00	6.57 pH	58.29 °F	648.47 µS/cm	0.00 mg/L	445.74 NTU	84.1 mV	12.60 ft	300.00 ml/min
2/14/2023 11:37 AM	24:00	6.58 pH	58.24 °F	648.17 µS/cm	0.00 mg/L	359.82 NTU	81.0 mV	12.60 ft	300.00 ml/min
2/14/2023 11:38 AM	25:00	6.57 pH	58.23 °F	648.19 µS/cm	0.00 mg/L	247.64 NTU	79.3 mV	12.60 ft	300.00 ml/min
2/14/2023 11:39 AM	26:00	6.57 pH	58.17 °F	648.04 µS/cm	0.00 mg/L	217.87 NTU	77.2 mV	12.60 ft	300.00 ml/min
2/14/2023 11:40 AM	27:00	6.57 pH	58.20 °F	647.89 µS/cm	0.00 mg/L	160.41 NTU	75.3 mV	12.60 ft	300.00 ml/min
2/14/2023 11:41 AM	28:00	6.57 pH	58.17 °F	647.83 µS/cm	0.00 mg/L	139.97 NTU	72.9 mV	12.60 ft	300.00 ml/min
2/14/2023 11:42 AM	29:00	6.57 pH	58.16 °F	647.63 µS/cm	0.00 mg/L	111.90 NTU	71.0 mV	12.60 ft	300.00 ml/min

Samples

Sample ID:	Description:

Low-Flow Test Report:

Test Date / Time: 2/15/2023 12:48:14 PM
Project: HRID 1Q2023 MW-42
Operator Name: Kilauren Driscoll

Location Name: HRID **Well Diameter: 2 in** **Casing Type: PVC Sch. 40** **Screen Length: 10 ft** **Top of Screen: 7 ft** **Total Depth: 17.36 ft** **Initial Depth to Water: 10.65 ft**	**Pump Type: SS Proactive monsoon xl** **Tubing Type: Poly** **Pump Intake From TOC: 14 ft** **Estimated Total Volume Pumped: 7800 ml** **Flow Cell Volume: 130 ml** **Final Flow Rate: 300 ml/min** **Final Draw Down: 10.64 ft**	**Instrument Used: Aqua TROLL 500** **Serial Number: 913928**

Test Notes:
Full suite. Murky, no odor

Weather Conditions:
Sunny, strong winds, 60 degrees

Low-Flow Readings:

Date Time	Elapsed Time	pH	Temperature	Specific Conductivity	RDO Concentration	Turbidity	ORP	Depth to Water	Flow
		+/- 0.1	+/- 3 %	+/- 3 %	+/- 10 %	+/- 10 %	+/- 10		
2/15/2023 12:48 PM	00:00	6.64 pH	63.29 °F	878.45 µS/cm	5.74 mg/L	170.27 NTU	58.9 mV	10.65 ft	300.00 ml/min
2/15/2023 12:49 PM	01:00	6.72 pH	59.02 °F	925.47 µS/cm	1.48 mg/L	278.18 NTU	63.1 mV	10.65 ft	300.00 ml/min
2/15/2023 12:50 PM	02:00	6.73 pH	58.51 °F	922.32 µS/cm	0.59 mg/L	366.27 NTU	63.7 mV	10.65 ft	300.00 ml/min
2/15/2023 12:51 PM	03:00	6.68 pH	58.33 °F	924.18 µS/cm	0.38 mg/L	314.07 NTU	67.1 mV	10.65 ft	300.00 ml/min
2/15/2023 12:52 PM	04:00	6.63 pH	58.11 °F	941.13 µS/cm	0.36 mg/L	254.57 NTU	70.9 mV	10.65 ft	300.00 ml/min
2/15/2023 12:53 PM	05:00	6.63 pH	58.24 °F	929.94 µS/cm	0.36 mg/L	194.87 NTU	70.8 mV	10.65 ft	300.00 ml/min
2/15/2023 12:54 PM	06:00	6.53 pH	58.12 °F	983.69 µS/cm	0.41 mg/L	126.63 NTU	75.6 mV	10.65 ft	300.00 ml/min
2/15/2023 12:55 PM	07:00	6.58 pH	58.46 °F	956.90 µS/cm	0.42 mg/L	111.34 NTU	73.5 mV	10.65 ft	300.00 ml/min
2/15/2023 12:56 PM	08:00	6.65 pH	58.93 °F	953.88 µS/cm	0.39 mg/L	86.13 NTU	69.5 mV	10.65 ft	300.00 ml/min
2/15/2023 12:57 PM	09:00	6.62 pH	59.19 °F	954.82 µS/cm	0.39 mg/L	88.24 NTU	71.5 mV	10.65 ft	300.00 ml/min
2/15/2023 12:58 PM	10:00	6.56 pH	58.56 °F	956.95 µS/cm	0.35 mg/L	65.64 NTU	73.6 mV	10.65 ft	300.00 ml/min
2/15/2023 12:59 PM	11:00	6.49 pH	58.52 °F	993.95 µS/cm	0.44 mg/L	43.67 NTU	78.1 mV	10.65 ft	300.00 ml/min
2/15/2023 1:00 PM	12:00	6.57 pH	59.06 °F	993.52 µS/cm	0.51 mg/L	38.94 NTU	74.4 mV	10.65 ft	300.00 ml/min

2/15/2023 1:01 PM	13:00	6.58 pH	59.40 °F	992.17 µS/cm	0.48 mg/L	37.35 NTU	74.0 mV	10.65 ft	300.00 ml/min
2/15/2023 1:02 PM	14:00	6.53 pH	58.48 °F	962.60 µS/cm	0.42 mg/L	36.31 NTU	77.4 mV	10.65 ft	300.00 ml/min
2/15/2023 1:03 PM	15:00	6.55 pH	58.76 °F	979.37 µS/cm	0.43 mg/L	31.92 NTU	75.6 mV	10.65 ft	300.00 ml/min
2/15/2023 1:04 PM	16:00	6.58 pH	59.28 °F	982.25 µS/cm	0.43 mg/L	35.64 NTU	74.0 mV	10.65 ft	300.00 ml/min
2/15/2023 1:05 PM	17:00	6.53 pH	58.96 °F	979.16 µS/cm	0.45 mg/L	28.72 NTU	77.4 mV	10.65 ft	300.00 ml/min
2/15/2023 1:06 PM	18:00	6.49 pH	58.87 °F	1,007.8 µS/cm	0.46 mg/L	23.67 NTU	78.6 mV	10.65 ft	300.00 ml/min
2/15/2023 1:07 PM	19:00	6.54 pH	59.43 °F	1,011.9 µS/cm	0.50 mg/L	23.81 NTU	76.0 mV	10.65 ft	300.00 ml/min
2/15/2023 1:08 PM	20:00	6.51 pH	58.83 °F	993.97 µS/cm	0.48 mg/L	22.28 NTU	78.9 mV	10.65 ft	300.00 ml/min
2/15/2023 1:09 PM	21:00	6.51 pH	58.87 °F	1,034.6 µS/cm	0.51 mg/L	16.96 NTU	78.3 mV	10.65 ft	300.00 ml/min
2/15/2023 1:10 PM	22:00	6.48 pH	58.64 °F	1,007.0 µS/cm	0.50 mg/L	14.24 NTU	80.7 mV	10.65 ft	300.00 ml/min
2/15/2023 1:11 PM	23:00	6.44 pH	58.45 °F	1,050.0 µS/cm	0.53 mg/L	11.01 NTU	82.6 mV	10.65 ft	300.00 ml/min
2/15/2023 1:12 PM	24:00	6.45 pH	58.21 °F	1,039.3 µS/cm	0.55 mg/L	11.81 NTU	83.0 mV	10.65 ft	300.00 ml/min
2/15/2023 1:13 PM	25:00	6.47 pH	58.06 °F	1,031.1 µS/cm	0.53 mg/L	13.39 NTU	81.7 mV	10.65 ft	300.00 ml/min
2/15/2023 1:14 PM	26:00	6.48 pH	58.00 °F	1,033.1 µS/cm	0.52 mg/L	12.64 NTU	81.2 mV	10.65 ft	300.00 ml/min

Samples

Sample ID:	Description:

Low-Flow Test Report:

Test Date / Time: 2/15/2023 1:34:17 PM
Project: HRID 1Q2023 MW-42D
Operator Name: Kilauren Driscoll

Location Name: HRID **Well Diameter: 2 in** **Casing Type: PVC Sch. 40** **Screen Length: 10 ft** **Top of Screen: 43 ft** **Total Depth: 53.02 ft** **Initial Depth to Water: 10.61 ft**	**Pump Type: SS Proactive monsoon xl** **Tubing Type: Poly** **Pump Intake From TOC: 32 ft** **Estimated Total Volume Pumped: 6600 ml** **Flow Cell Volume: 130 ml** **Final Flow Rate: 300 ml/min** **Final Draw Down: 0 ft**	**Instrument Used: Aqua TROLL 500** **Serial Number: 913928**

Test Notes:
Full suite. Cloudy no odor

Weather Conditions:
Sunny, strong winds 60 degrees

Low-Flow Readings:

Date Time	Elapsed Time	pH	Temperature	Specific Conductivity	RDO Concentration	Turbidity	ORP	Depth to Water	Flow
		+/- 0.1	+/- 3 %	+/- 3 %	+/- 10 %	+/- 10 %	+/- 10		
2/15/2023 1:34 PM	00:00	7.11 pH	62.42 °F	592.83 µS/cm	4.91 mg/L	28.21 NTU	55.6 mV	10.61 ft	300.00 ml/min
2/15/2023 1:35 PM	01:00	7.13 pH	58.73 °F	611.25 µS/cm	1.14 mg/L	33.73 NTU	54.2 mV	10.61 ft	300.00 ml/min
2/15/2023 1:36 PM	02:00	7.07 pH	58.05 °F	614.78 µS/cm	0.31 mg/L	41.67 NTU	56.3 mV	10.61 ft	300.00 ml/min
2/15/2023 1:37 PM	03:00	6.97 pH	57.84 °F	616.74 µS/cm	0.14 mg/L	43.64 NTU	60.6 mV	10.61 ft	300.00 ml/min
2/15/2023 1:38 PM	04:00	6.89 pH	57.71 °F	616.95 µS/cm	0.09 mg/L	53.03 NTU	64.5 mV	10.61 ft	300.00 ml/min
2/15/2023 1:39 PM	05:00	6.82 pH	57.63 °F	617.98 µS/cm	0.06 mg/L	63.87 NTU	68.1 mV	10.61 ft	300.00 ml/min
2/15/2023 1:40 PM	06:00	6.73 pH	57.44 °F	620.16 µS/cm	0.05 mg/L	70.22 NTU	72.8 mV	10.61 ft	300.00 ml/min
2/15/2023 1:41 PM	07:00	6.66 pH	57.35 °F	620.81 µS/cm	0.03 mg/L	81.17 NTU	76.4 mV	10.61 ft	300.00 ml/min
2/15/2023 1:42 PM	08:00	6.57 pH	57.30 °F	621.06 µS/cm	0.03 mg/L	82.94 NTU	81.6 mV	10.61 ft	300.00 ml/min
2/15/2023 1:43 PM	09:00	6.48 pH	57.25 °F	621.18 µS/cm	0.02 mg/L	85.07 NTU	86.6 mV	10.61 ft	300.00 ml/min
2/15/2023 1:44 PM	10:00	6.41 pH	57.35 °F	621.16 µS/cm	0.02 mg/L	94.76 NTU	90.5 mV	10.61 ft	300.00 ml/min
2/15/2023 1:45 PM	11:00	6.33 pH	57.20 °F	621.11 µS/cm	0.01 mg/L	88.22 NTU	94.9 mV	10.61 ft	300.00 ml/min
2/15/2023 1:46 PM	12:00	6.24 pH	57.03 °F	621.32 µS/cm	0.00 mg/L	112.08 NTU	100.2 mV	10.61 ft	300.00 ml/min

2/15/2023 1:47 PM	13:00	6.14 pH	57.01 °F	623.23 µS/cm	0.00 mg/L	116.13 NTU	105.5 mV	10.61 ft	300.00 ml/min
2/15/2023 1:48 PM	14:00	6.06 pH	56.90 °F	629.54 µS/cm	0.00 mg/L	86.11 NTU	110.3 mV	10.61 ft	300.00 ml/min
2/15/2023 1:49 PM	15:00	5.98 pH	56.80 °F	632.39 µS/cm	0.00 mg/L	104.30 NTU	114.7 mV	10.61 ft	300.00 ml/min
2/15/2023 1:50 PM	16:00	5.94 pH	56.69 °F	633.09 µS/cm	0.00 mg/L	83.78 NTU	117.5 mV	10.61 ft	300.00 ml/min
2/15/2023 1:51 PM	17:00	5.87 pH	56.67 °F	633.43 µS/cm	0.00 mg/L	58.25 NTU	121.6 mV	10.61 ft	300.00 ml/min
2/15/2023 1:52 PM	18:00	5.81 pH	56.70 °F	633.50 µS/cm	0.00 mg/L	52.81 NTU	125.0 mV	10.61 ft	300.00 ml/min
2/15/2023 1:53 PM	19:00	5.77 pH	56.65 °F	633.68 µS/cm	0.00 mg/L	45.22 NTU	127.1 mV	10.61 ft	300.00 ml/min
2/15/2023 1:54 PM	20:00	5.74 pH	56.64 °F	633.41 µS/cm	0.00 mg/L	38.73 NTU	128.7 mV	10.61 ft	300.00 ml/min
2/15/2023 1:55 PM	21:00	5.70 pH	56.65 °F	633.50 µS/cm	0.00 mg/L	36.72 NTU	131.0 mV	10.61 ft	300.00 ml/min
2/15/2023 1:56 PM	22:00	5.67 pH	56.69 °F	633.45 µS/cm	0.00 mg/L	33.03 NTU	132.7 mV	10.61 ft	300.00 ml/min

Samples

Sample ID:	Description:

Low-Flow Test Report:

Test Date / Time: 2/17/2023 12:46:42 PM
Project: HRID 1Q2023 MW-43
Operator Name: Kilauren Driscoll

Location Name: HRID **Well Diameter: 2 in** **Casing Type: PVC Sch. 40** **Screen Length: 10 ft** **Top of Screen: 7 ft** **Total Depth: 17.89 ft** **Initial Depth to Water: 11.66 ft**	**Pump Type: SS hurricane pro** **Tubing Type: Poly** **Pump Intake From TOC: 14 ft** **Estimated Total Volume Pumped: 6000 ml** **Flow Cell Volume: 130 ml** **Final Flow Rate: 300 ml/min** **Final Draw Down: 11.68 ft**	**Instrument Used: Aqua TROLL 500** **Serial Number: 792620**

Test Notes:
VOCs. Clear no odor

Weather Conditions:
Overcast 31 degrees

Low-Flow Readings:

Date Time	Elapsed Time	pH	Temperature	Specific Conductivity	RDO Concentration	Turbidity	ORP	Depth to Water	Flow
		+/- 0.1	+/- 3 %	+/- 3 %	+/- 10 %	+/- 10 %	+/- 10		
2/17/2023 12:46 PM	00:00	7.25 pH	45.91 °F	351.45 µS/cm	10.55 mg/L	82.06 NTU	89.4 mV	11.66 ft	300.00 ml/min
2/17/2023 12:47 PM	01:00	6.62 pH	47.38 °F	356.63 µS/cm	6.14 mg/L	54.11 NTU	87.7 mV	11.66 ft	300.00 ml/min
2/17/2023 12:48 PM	02:00	6.60 pH	48.31 °F	358.96 µS/cm	5.65 mg/L	31.67 NTU	85.4 mV	11.66 ft	300.00 ml/min
2/17/2023 12:49 PM	03:00	6.60 pH	48.70 °F	364.93 µS/cm	5.45 mg/L	20.25 NTU	84.7 mV	11.66 ft	300.00 ml/min
2/17/2023 12:50 PM	04:00	6.61 pH	48.59 °F	371.39 µS/cm	5.23 mg/L	22.14 NTU	84.3 mV	11.66 ft	300.00 ml/min
2/17/2023 12:51 PM	05:00	6.62 pH	48.75 °F	384.33 µS/cm	4.97 mg/L	14.52 NTU	84.0 mV	11.66 ft	300.00 ml/min
2/17/2023 12:52 PM	06:00	6.65 pH	48.86 °F	403.18 µS/cm	4.51 mg/L	12.54 NTU	83.9 mV	11.66 ft	300.00 ml/min
2/17/2023 12:53 PM	07:00	6.67 pH	48.86 °F	418.09 µS/cm	4.00 mg/L	13.11 NTU	83.9 mV	11.66 ft	300.00 ml/min
2/17/2023 12:54 PM	08:00	6.69 pH	48.87 °F	431.35 µS/cm	3.63 mg/L	13.31 NTU	84.0 mV	11.66 ft	300.00 ml/min
2/17/2023 12:55 PM	09:00	6.70 pH	49.04 °F	445.05 µS/cm	3.25 mg/L	11.15 NTU	84.1 mV	11.66 ft	300.00 ml/min
2/17/2023 12:56 PM	10:00	6.71 pH	48.98 °F	455.49 µS/cm	2.96 mg/L	10.00 NTU	84.3 mV	11.66 ft	300.00 ml/min
2/17/2023 12:57 PM	11:00	6.73 pH	49.05 °F	468.69 µS/cm	2.57 mg/L	9.30 NTU	84.4 mV	11.66 ft	300.00 ml/min
2/17/2023 12:58 PM	12:00	6.74 pH	49.00 °F	481.27 µS/cm	2.30 mg/L	7.68 NTU	84.3 mV	11.66 ft	300.00 ml/min

2/17/2023 12:59 PM	13:00	6.76 pH	49.02 °F	493.63 µS/cm	1.98 mg/L	6.45 NTU	84.2 mV	11.66 ft	300.00 ml/min
2/17/2023 1:00 PM	14:00	6.77 pH	49.13 °F	500.85 µS/cm	1.71 mg/L	8.43 NTU	84.5 mV	11.66 ft	300.00 ml/min
2/17/2023 1:01 PM	15:00	6.77 pH	49.02 °F	515.50 µS/cm	1.59 mg/L	5.80 NTU	84.6 mV	11.66 ft	300.00 ml/min
2/17/2023 1:02 PM	16:00	6.78 pH	49.09 °F	522.98 µS/cm	1.31 mg/L	5.17 NTU	84.3 mV	11.66 ft	300.00 ml/min
2/17/2023 1:03 PM	17:00	6.79 pH	49.09 °F	527.66 µS/cm	1.17 mg/L	5.66 NTU	84.3 mV	11.66 ft	300.00 ml/min
2/17/2023 1:04 PM	18:00	6.79 pH	49.06 °F	534.44 µS/cm	1.08 mg/L	5.57 NTU	84.2 mV	11.66 ft	300.00 ml/min
2/17/2023 1:05 PM	19:00	6.80 pH	49.13 °F	536.41 µS/cm	1.00 mg/L	5.86 NTU	84.3 mV	11.66 ft	300.00 ml/min
2/17/2023 1:06 PM	20:00	6.80 pH	49.20 °F	544.34 µS/cm	0.90 mg/L	5.46 NTU	84.1 mV	11.66 ft	300.00 ml/min

Samples

Sample ID:	Description:

Low-Flow Test Report:

Test Date / Time: 2/17/2023 12:16:23 PM
Project: HRID 1Q2023 MW-43D
Operator Name: Kilauren Driscoll

Location Name: HRID **Well Diameter: 2 in** **Casing Type: PVC Sch. 40** **Screen Length: 10 ft** **Top of Screen: 23 ft** **Total Depth: 33.51 ft** **Initial Depth to Water: 11.48 ft**	**Pump Type: SS hurricane pro** **Tubing Type: Poly** **Pump Intake From TOC: 22 ft** **Estimated Total Volume Pumped: 5100 ml** **Flow Cell Volume: 130 ml** **Final Flow Rate: 300 ml/min** **Final Draw Down: 11.48 ft**	**Instrument Used: Aqua TROLL 500** **Serial Number: 792620**

Test Notes:
VOCs. Clear no odor

Weather Conditions:
Overcast 31 degrees

Low-Flow Readings:

Date Time	Elapsed Time	pH	Temperature	Specific Conductivity	RDO Concentration	Turbidity	ORP	Depth to Water	Flow
		+/- 0.1	+/- 3 %	+/- 3 %	+/- 10 %	+/- 10 %	+/- 10		
2/17/2023 12:16 PM	00:00	7.73 pH	45.07 °F	609.78 µS/cm	11.86 mg/L	12.01 NTU	213.0 mV	11.48 ft	300.00 ml/min
2/17/2023 12:17 PM	01:00	7.25 pH	48.64 °F	687.26 µS/cm	2.63 mg/L	17.40 NTU	30.2 mV	11.48 ft	300.00 ml/min
2/17/2023 12:18 PM	02:00	7.21 pH	48.97 °F	694.89 µS/cm	0.69 mg/L	15.74 NTU	15.6 mV	11.48 ft	300.00 ml/min
2/17/2023 12:19 PM	03:00	7.23 pH	48.95 °F	699.08 µS/cm	4.18 mg/L	15.29 NTU	9.4 mV	11.48 ft	300.00 ml/min
2/17/2023 12:20 PM	04:00	7.19 pH	50.23 °F	705.10 µS/cm	0.59 mg/L	18.92 NTU	3.3 mV	11.48 ft	300.00 ml/min
2/17/2023 12:21 PM	05:00	7.17 pH	50.74 °F	707.93 µS/cm	0.19 mg/L	17.54 NTU	1.7 mV	11.48 ft	300.00 ml/min
2/17/2023 12:22 PM	06:00	7.16 pH	50.76 °F	710.40 µS/cm	0.13 mg/L	15.72 NTU	-1.5 mV	11.48 ft	300.00 ml/min
2/17/2023 12:23 PM	07:00	7.16 pH	50.83 °F	712.57 µS/cm	0.10 mg/L	12.57 NTU	-6.4 mV	11.48 ft	300.00 ml/min
2/17/2023 12:24 PM	08:00	7.16 pH	50.93 °F	714.50 µS/cm	0.08 mg/L	7.49 NTU	-12.2 mV	11.48 ft	300.00 ml/min
2/17/2023 12:25 PM	09:00	7.16 pH	51.01 °F	716.07 µS/cm	0.07 mg/L	5.63 NTU	-18.1 mV	11.48 ft	300.00 ml/min
2/17/2023 12:26 PM	10:00	7.16 pH	51.06 °F	717.13 µS/cm	0.06 mg/L	5.35 NTU	-24.8 mV	11.48 ft	300.00 ml/min
2/17/2023 12:27 PM	11:00	7.16 pH	51.04 °F	718.50 µS/cm	0.06 mg/L	3.82 NTU	-29.5 mV	11.48 ft	300.00 ml/min
2/17/2023 12:28 PM	12:00	7.15 pH	51.25 °F	719.50 µS/cm	0.04 mg/L	2.71 NTU	-34.9 mV	11.48 ft	300.00 ml/min

2/17/2023 12:29 PM	13:00	7.15 pH	51.20 °F	720.19 µS/cm	0.04 mg/L	2.42 NTU	-39.3 mV	11.48 ft	300.00 ml/min
2/17/2023 12:30 PM	14:00	7.15 pH	51.32 °F	720.26 µS/cm	0.03 mg/L	1.82 NTU	-43.1 mV	11.48 ft	300.00 ml/min
2/17/2023 12:31 PM	15:00	7.15 pH	51.31 °F	720.66 µS/cm	0.03 mg/L	0.94 NTU	-45.1 mV	11.48 ft	300.00 ml/min
2/17/2023 12:32 PM	16:00	7.15 pH	51.41 °F	720.86 µS/cm	0.03 mg/L	2.26 NTU	-48.8 mV	11.48 ft	300.00 ml/min
2/17/2023 12:33 PM	17:00	7.15 pH	51.30 °F	720.82 µS/cm	0.02 mg/L	1.49 NTU	-51.3 mV	11.48 ft	300.00 ml/min

Samples

Sample ID:	Description:

Low-Flow Test Report:

Test Date / Time: 2/10/2023 10:23:57 AM
Project: HRID 1Q2023 MW-46I
Operator Name: Kilauren Driscoll

Location Name: HRID **Well Diameter: 2 in** **Casing Type: PVC Sch. 40** **Screen Length: 10 ft** **Top of Screen: 46 ft** **Total Depth: 56.83 ft** **Initial Depth to Water: 8.55 ft**	**Pump Type: Mega typhoon pro SS** **Tubing Type: Poly** **Pump Intake From TOC: 32 ft** **Estimated Total Volume Pumped: 3900 ml** **Flow Cell Volume: 130 ml** **Final Flow Rate: 300 ml/min** **Final Draw Down: 8.57 ft**	**Instrument Used: Aqua TROLL 500** **Serial Number: 913928**

Test Notes:
VOCs. Clear slight sulfur like odor

Weather Conditions:
Overcast 37 degrees

Low-Flow Readings:

Date Time	Elapsed Time	pH	Temperature	Specific Conductivity	RDO Concentration	Turbidity	ORP	Depth to Water	Flow
		+/- 0.1	+/- 3 %	+/- 3 %	+/- 10 %	+/- 10 %	+/- 10		
2/10/2023 10:23 AM	00:00	5.96 pH	50.20 °F	688.07 µS/cm	6.24 mg/L	7.90 NTU	99.2 mV	8.55 ft	300.00 ml/min
2/10/2023 10:24 AM	01:00	5.70 pH	53.32 °F	728.68 µS/cm	1.08 mg/L	2.18 NTU	107.7 mV	8.55 ft	300.00 ml/min
2/10/2023 10:25 AM	02:00	5.82 pH	53.23 °F	726.09 µS/cm	0.26 mg/L	1.58 NTU	99.5 mV	8.55 ft	300.00 ml/min
2/10/2023 10:26 AM	03:00	6.01 pH	53.25 °F	723.93 µS/cm	0.13 mg/L	1.21 NTU	87.0 mV	8.55 ft	300.00 ml/min
2/10/2023 10:27 AM	04:00	6.19 pH	53.26 °F	724.53 µS/cm	0.10 mg/L	1.01 NTU	75.8 mV	8.55 ft	300.00 ml/min
2/10/2023 10:28 AM	05:00	6.32 pH	53.40 °F	725.03 µS/cm	0.06 mg/L	0.65 NTU	67.1 mV	8.55 ft	300.00 ml/min
2/10/2023 10:29 AM	06:00	6.40 pH	53.39 °F	724.74 µS/cm	0.05 mg/L	0.58 NTU	61.6 mV	8.55 ft	300.00 ml/min
2/10/2023 10:30 AM	07:00	6.46 pH	53.43 °F	725.24 µS/cm	0.03 mg/L	0.49 NTU	57.1 mV	8.55 ft	300.00 ml/min
2/10/2023 10:31 AM	08:00	6.49 pH	53.48 °F	724.86 µS/cm	0.02 mg/L	0.30 NTU	53.8 mV	8.55 ft	300.00 ml/min
2/10/2023 10:32 AM	09:00	6.53 pH	53.49 °F	724.90 µS/cm	0.01 mg/L	0.26 NTU	50.6 mV	8.55 ft	300.00 ml/min
2/10/2023 10:33 AM	10:00	6.53 pH	53.39 °F	725.17 µS/cm	0.00 mg/L	0.38 NTU	50.2 mV	8.55 ft	300.00 ml/min
2/10/2023 10:34 AM	11:00	6.54 pH	53.45 °F	725.23 µS/cm	0.00 mg/L	0.16 NTU	47.8 mV	8.55 ft	300.00 ml/min
2/10/2023 10:35 AM	12:00	6.56 pH	53.46 °F	726.47 µS/cm	0.00 mg/L	0.22 NTU	45.9 mV	8.55 ft	300.00 ml/min

2/10/2023 10:36 AM	13:00	6.56 pH	53.42 °F	727.07 µS/cm	0.00 mg/L	0.20 NTU	44.9 mV	8.55 ft	300.00 ml/min

Samples

Sample ID:	Description:

Created using VuSitu from In-Situ, Inc.

Low-Flow Test Report:

Test Date / Time: 2/15/2023 9:42:51 AM
Project: HRID 1Q2023 MW-53D
Operator Name: Kilauren Driscoll

Location Name: HRID **Well Diameter: 2 in** **Casing Type: PVC Sch. 40** **Screen Length: 10 ft** **Top of Screen: 51 ft** **Total Depth: 61.7 ft** **Initial Depth to Water: 10.53 ft**	**Pump Type: SS Proactive monsoon xl** **Tubing Type: Poly** **Pump Intake From TOC: 36 ft** **Estimated Total Volume Pumped: 10800 ml** **Flow Cell Volume: 130 ml** **Final Flow Rate: 300 ml/min** **Final Draw Down: 10.54 ft**	**Instrument Used: Aqua TROLL 500** **Serial Number: 913928**

Test Notes:
Full suite. Murky brown, no odor, slight sheen on surface

Weather Conditions:
Sunny, strong winds, 55 degrees

Low-Flow Readings:

Date Time	Elapsed Time	pH	Temperature	Specific Conductivity	RDO Concentration	Turbidity	ORP	Depth to Water	Flow
		+/- 0.1	+/- 3 %	+/- 3 %	+/- 10 %	+/- 10 %	+/- 10		
2/15/2023 9:42 AM	00:00	6.47 pH	54.80 °F	612.83 µS/cm	6.83 mg/L	28.41 NTU	241.4 mV	10.53 ft	300.00 ml/min
2/15/2023 9:43 AM	01:00	6.57 pH	53.72 °F	680.07 µS/cm	2.01 mg/L	54.82 NTU	238.9 mV	10.53 ft	300.00 ml/min
2/15/2023 9:44 AM	02:00	6.60 pH	53.51 °F	685.41 µS/cm	0.52 mg/L	76.38 NTU	237.1 mV	10.53 ft	300.00 ml/min
2/15/2023 9:45 AM	03:00	6.59 pH	53.45 °F	687.22 µS/cm	0.19 mg/L	81.58 NTU	237.8 mV	10.53 ft	300.00 ml/min
2/15/2023 9:46 AM	04:00	6.58 pH	53.41 °F	687.15 µS/cm	0.11 mg/L	85.61 NTU	238.3 mV	10.53 ft	300.00 ml/min
2/15/2023 9:47 AM	05:00	6.61 pH	53.46 °F	687.27 µS/cm	0.09 mg/L	87.05 NTU	236.7 mV	10.53 ft	300.00 ml/min
2/15/2023 9:48 AM	06:00	6.59 pH	53.35 °F	687.73 µS/cm	0.07 mg/L	77.77 NTU	238.0 mV	10.53 ft	300.00 ml/min
2/15/2023 9:49 AM	07:00	6.56 pH	53.39 °F	688.08 µS/cm	0.06 mg/L	81.78 NTU	239.7 mV	10.53 ft	300.00 ml/min
2/15/2023 9:50 AM	08:00	6.56 pH	53.37 °F	688.70 µS/cm	0.04 mg/L	85.29 NTU	239.8 mV	10.53 ft	300.00 ml/min
2/15/2023 9:51 AM	09:00	6.57 pH	53.30 °F	691.29 µS/cm	0.03 mg/L	98.88 NTU	239.0 mV	10.53 ft	300.00 ml/min
2/15/2023 9:52 AM	10:00	6.59 pH	53.26 °F	692.19 µS/cm	0.03 mg/L	101.72 NTU	237.8 mV	10.53 ft	300.00 ml/min
2/15/2023 9:53 AM	11:00	6.56 pH	53.22 °F	693.28 µS/cm	0.02 mg/L	100.89 NTU	239.2 mV	10.53 ft	300.00 ml/min
2/15/2023 9:54 AM	12:00	6.56 pH	53.20 °F	693.50 µS/cm	0.01 mg/L	101.35 NTU	238.6 mV	10.53 ft	300.00 ml/min

2/15/2023 9:55 AM	13:00	6.56 pH	53.16 °F	693.57 µS/cm	0.01 mg/L	126.10 NTU	238.5 mV	10.53 ft	300.00 ml/min
2/15/2023 9:56 AM	14:00	6.54 pH	53.16 °F	693.89 µS/cm	0.00 mg/L	125.67 NTU	239.1 mV	10.53 ft	300.00 ml/min
2/15/2023 9:57 AM	15:00	6.50 pH	53.13 °F	693.49 µS/cm	0.01 mg/L	137.81 NTU	240.3 mV	10.53 ft	300.00 ml/min
2/15/2023 9:58 AM	16:00	6.51 pH	53.13 °F	693.87 µS/cm	0.00 mg/L	187.24 NTU	239.5 mV	10.53 ft	300.00 ml/min
2/15/2023 9:59 AM	17:00	6.51 pH	53.12 °F	694.14 µS/cm	0.00 mg/L	227.16 NTU	238.9 mV	10.53 ft	300.00 ml/min
2/15/2023 10:00 AM	18:00	6.51 pH	53.13 °F	694.08 µS/cm	0.00 mg/L	222.72 NTU	238.1 mV	10.53 ft	300.00 ml/min
2/15/2023 10:01 AM	19:00	6.49 pH	53.12 °F	694.93 µS/cm	0.00 mg/L	402.46 NTU	238.3 mV	10.53 ft	300.00 ml/min
2/15/2023 10:02 AM	20:00	6.48 pH	53.17 °F	701.29 µS/cm	0.00 mg/L	1,482.4 NTU	237.4 mV	10.53 ft	300.00 ml/min
2/15/2023 10:03 AM	21:00	6.47 pH	53.13 °F	735.27 µS/cm	0.00 mg/L	3,015.8 NTU	235.4 mV	10.53 ft	300.00 ml/min
2/15/2023 10:04 AM	22:00	6.44 pH	53.10 °F	752.39 µS/cm	0.00 mg/L	3,277.9 NTU	233.5 mV	10.53 ft	300.00 ml/min
2/15/2023 10:05 AM	23:00	6.42 pH	53.14 °F	756.53 µS/cm	0.00 mg/L	3,224.8 NTU	231.4 mV	10.53 ft	300.00 ml/min
2/15/2023 10:06 AM	24:00	6.38 pH	53.10 °F	759.18 µS/cm	0.00 mg/L	2,870.5 NTU	230.5 mV	10.53 ft	300.00 ml/min
2/15/2023 10:07 AM	25:00	6.38 pH	53.21 °F	760.98 µS/cm	0.00 mg/L	2,690.5 NTU	227.6 mV	10.53 ft	300.00 ml/min
2/15/2023 10:08 AM	26:00	6.33 pH	53.14 °F	762.56 µS/cm	0.00 mg/L	2,342.6 NTU	227.5 mV	10.53 ft	300.00 ml/min
2/15/2023 10:09 AM	27:00	6.32 pH	53.10 °F	763.51 µS/cm	0.00 mg/L	1,661.3 NTU	225.7 mV	10.53 ft	300.00 ml/min
2/15/2023 10:10 AM	28:00	6.32 pH	53.17 °F	764.95 µS/cm	0.00 mg/L	1,573.0 NTU	222.9 mV	10.53 ft	300.00 ml/min
2/15/2023 10:11 AM	29:00	6.30 pH	53.14 °F	767.02 µS/cm	0.00 mg/L	1,218.9 NTU	221.3 mV	10.53 ft	300.00 ml/min
2/15/2023 10:12 AM	30:00	6.29 pH	53.19 °F	768.01 µS/cm	0.00 mg/L	967.91 NTU	218.9 mV	10.53 ft	300.00 ml/min
2/15/2023 10:13 AM	31:00	6.31 pH	53.17 °F	769.21 µS/cm	0.00 mg/L	775.61 NTU	215.3 mV	10.53 ft	300.00 ml/min
2/15/2023 10:14 AM	32:00	6.30 pH	53.14 °F	770.10 µS/cm	0.00 mg/L	671.38 NTU	213.4 mV	10.53 ft	300.00 ml/min
2/15/2023 10:15 AM	33:00	6.26 pH	53.13 °F	770.51 µS/cm	0.00 mg/L	545.17 NTU	213.1 mV	10.53 ft	300.00 ml/min
2/15/2023 10:16 AM	34:00	6.27 pH	53.14 °F	769.48 µS/cm	0.00 mg/L	503.00 NTU	209.9 mV	10.53 ft	300.00 ml/min
2/15/2023 10:17 AM	35:00	6.27 pH	53.16 °F	770.74 µS/cm	0.00 mg/L	387.99 NTU	207.3 mV	10.53 ft	300.00 ml/min
2/15/2023 10:18 AM	36:00	6.27 pH	53.16 °F	771.03 µS/cm	0.00 mg/L	354.89 NTU	204.7 mV	10.53 ft	300.00 ml/min

Samples

Sample ID:	Description:

Created using VuSitu from In-Situ, Inc.

Low-Flow Test Report:

Test Date / Time: 2/13/2023 2:20:01 PM
Project: HRID 1Q2023 MW-53S
Operator Name: Kilauren Driscoll

Location Name: HRID **Well Diameter: 2 in** **Casing Type: PVC Sch. 40** **Screen Length: 10 ft** **Top of Screen: 5 ft** **Total Depth: 15.35 ft** **Initial Depth to Water: 10.4 ft**	**Pump Type: SS Proactive monsoon xl** **Tubing Type: Poly** **Pump Intake From TOC: 13 ft** **Estimated Total Volume Pumped: 4200 ml** **Flow Cell Volume: 130 ml** **Final Flow Rate: 300 ml/min** **Final Draw Down: 10.4 ft**	**Instrument Used: Aqua TROLL 500** **Serial Number: 913928**

Test Notes:
VOCs. Cloudy brown, no odor

Weather Conditions:
Sunny 55 degrees

Low-Flow Readings:

Date Time	Elapsed Time	pH	Temperature	Specific Conductivity	RDO Concentration	Turbidity	ORP	Depth to Water	Flow
		+/- 0.1	+/- 3 %	+/- 3 %	+/- 10 %	+/- 10 %	+/- 10		
2/13/2023 2:20 PM	00:00	7.03 pH	55.26 °F	736.37 µS/cm	6.24 mg/L	338.07 NTU	96.5 mV	10.40 ft	300.00 ml/min
2/13/2023 2:21 PM	01:00	7.03 pH	52.37 °F	743.37 µS/cm	5.31 mg/L	421.13 NTU	96.8 mV	10.40 ft	300.00 ml/min
2/13/2023 2:22 PM	02:00	6.90 pH	51.82 °F	742.95 µS/cm	5.03 mg/L	378.63 NTU	103.0 mV	10.40 ft	300.00 ml/min
2/13/2023 2:23 PM	03:00	6.74 pH	51.57 °F	739.80 µS/cm	4.86 mg/L	338.04 NTU	111.5 mV	10.40 ft	300.00 ml/min
2/13/2023 2:24 PM	04:00	6.48 pH	51.40 °F	735.62 µS/cm	4.73 mg/L	319.40 NTU	125.2 mV	10.40 ft	300.00 ml/min
2/13/2023 2:25 PM	05:00	6.16 pH	51.29 °F	731.53 µS/cm	4.64 mg/L	279.66 NTU	143.4 mV	10.40 ft	300.00 ml/min
2/13/2023 2:26 PM	06:00	5.92 pH	51.18 °F	747.84 µS/cm	4.66 mg/L	166.48 NTU	156.1 mV	10.40 ft	300.00 ml/min
2/13/2023 2:27 PM	07:00	5.78 pH	51.06 °F	749.46 µS/cm	4.71 mg/L	103.08 NTU	164.5 mV	10.40 ft	300.00 ml/min
2/13/2023 2:28 PM	08:00	5.68 pH	50.97 °F	749.19 µS/cm	4.73 mg/L	79.69 NTU	169.8 mV	10.40 ft	300.00 ml/min
2/13/2023 2:29 PM	09:00	5.62 pH	50.95 °F	748.05 µS/cm	4.77 mg/L	50.96 NTU	173.6 mV	10.40 ft	300.00 ml/min
2/13/2023 2:30 PM	10:00	5.57 pH	50.92 °F	749.58 µS/cm	4.78 mg/L	35.56 NTU	176.3 mV	10.40 ft	300.00 ml/min
2/13/2023 2:31 PM	11:00	5.54 pH	50.95 °F	745.40 µS/cm	4.75 mg/L	30.43 NTU	178.6 mV	10.40 ft	300.00 ml/min
2/13/2023 2:32 PM	12:00	5.52 pH	50.98 °F	741.40 µS/cm	4.73 mg/L	26.02 NTU	180.1 mV	10.40 ft	300.00 ml/min

2/13/2023 2:33 PM	13:00	5.49 pH	50.98 °F	740.59 µS/cm	4.73 mg/L	22.05 NTU	181.6 mV	10.40 ft	300.00 ml/min
2/13/2023 2:34 PM	14:00	5.48 pH	51.00 °F	739.20 µS/cm	4.74 mg/L	22.70 NTU	182.9 mV	10.40 ft	300.00 ml/min

Samples

Sample ID:	Description:

Created using VuSitu from In-Situ, Inc.

Low-Flow Test Report:

Test Date / Time: 2/13/2023 3:26:52 PM
Project: HRID 1Q2023 MW-54D
Operator Name: Kilauren Driscoll

Location Name: HRID **Well Diameter: 2 in** **Casing Type: PVC Sch. 40** **Screen Length: 10 ft** **Top of Screen: 52 ft** **Total Depth: 62.3 ft** **Initial Depth to Water: 10.08 ft**	**Pump Type: SS Proactive monsoon xl** **Tubing Type: Poly** **Pump Intake From TOC: 36 ft** **Estimated Total Volume Pumped: 4800 ml** **Flow Cell Volume: 130 ml** **Final Flow Rate: 300 ml/min** **Final Draw Down: 10.08 ft**	**Instrument Used: Aqua TROLL 500** **Serial Number: 913928**

Test Notes:
VOCs. Clear no odor

Weather Conditions:
Sunny 57 degrees

Low-Flow Readings:

Date Time	Elapsed Time	pH	Temperature	Specific Conductivity	RDO Concentration	Turbidity	ORP	Depth to Water	Flow
		+/- 0.1	+/- 3 %	+/- 3 %	+/- 10 %	+/- 10 %	+/- 10		
2/13/2023 3:26 PM	00:00	6.90 pH	58.79 °F	611.55 µS/cm	6.33 mg/L	18.84 NTU	128.6 mV	10.08 ft	300.00 ml/min
2/13/2023 3:27 PM	01:00	6.93 pH	56.30 °F	654.96 µS/cm	4.07 mg/L	30.55 NTU	125.2 mV	10.08 ft	300.00 ml/min
2/13/2023 3:28 PM	02:00	6.82 pH	55.54 °F	695.38 µS/cm	1.96 mg/L	41.59 NTU	129.1 mV	10.08 ft	300.00 ml/min
2/13/2023 3:29 PM	03:00	6.63 pH	54.45 °F	708.51 µS/cm	0.80 mg/L	48.10 NTU	139.0 mV	10.08 ft	300.00 ml/min
2/13/2023 3:30 PM	04:00	6.42 pH	54.67 °F	713.23 µS/cm	0.26 mg/L	46.69 NTU	149.0 mV	10.08 ft	300.00 ml/min
2/13/2023 3:31 PM	05:00	6.19 pH	54.69 °F	713.44 µS/cm	0.12 mg/L	43.57 NTU	160.2 mV	10.08 ft	300.00 ml/min
2/13/2023 3:32 PM	06:00	6.04 pH	54.62 °F	713.56 µS/cm	0.08 mg/L	39.20 NTU	166.4 mV	10.08 ft	300.00 ml/min
2/13/2023 3:33 PM	07:00	5.96 pH	54.71 °F	713.95 µS/cm	0.06 mg/L	43.99 NTU	169.1 mV	10.08 ft	300.00 ml/min
2/13/2023 3:34 PM	08:00	5.89 pH	54.54 °F	713.35 µS/cm	0.04 mg/L	41.64 NTU	171.0 mV	10.08 ft	300.00 ml/min
2/13/2023 3:35 PM	09:00	5.86 pH	54.53 °F	713.46 µS/cm	0.03 mg/L	38.05 NTU	171.2 mV	10.08 ft	300.00 ml/min
2/13/2023 3:36 PM	10:00	5.83 pH	54.49 °F	713.24 µS/cm	0.02 mg/L	37.15 NTU	170.9 mV	10.08 ft	300.00 ml/min
2/13/2023 3:37 PM	11:00	5.82 pH	54.46 °F	713.11 µS/cm	0.02 mg/L	37.67 NTU	170.1 mV	10.08 ft	300.00 ml/min
2/13/2023 3:38 PM	12:00	5.81 pH	54.41 °F	712.81 µS/cm	0.02 mg/L	44.64 NTU	168.9 mV	10.08 ft	300.00 ml/min

2/13/2023 3:39 PM	13:00	5.81 pH	54.47 °F	713.20 µS/cm	0.01 mg/L	44.96 NTU	167.6 mV	10.08 ft	300.00 ml/min
2/13/2023 3:40 PM	14:00	5.81 pH	54.46 °F	713.00 µS/cm	0.01 mg/L	55.73 NTU	166.0 mV	10.08 ft	300.00 ml/min
2/13/2023 3:41 PM	15:00	5.81 pH	54.41 °F	712.94 µS/cm	0.01 mg/L	51.30 NTU	164.7 mV	10.08 ft	300.00 ml/min
2/13/2023 3:42 PM	16:00	5.81 pH	54.35 °F	712.91 µS/cm	0.00 mg/L	54.52 NTU	163.2 mV	10.08 ft	300.00 ml/min

Samples

Sample ID:	Description:

Created using VuSitu from In-Situ, Inc.

Low-Flow Test Report:

Test Date / Time: 2/13/2023 2:51:41 PM
Project: HRID 1Q2023 MW-54S
Operator Name: Kilauren Driscoll

Location Name: HRID **Well Diameter: 2 in** **Casing Type: PVC Sch. 40** **Screen Length: 10 ft** **Top of Screen: 6 ft** **Total Depth: 16.45 ft** **Initial Depth to Water: 10.35 ft**	**Pump Type: SS Proactive monsoon xl** **Tubing Type: Poly** **Pump Intake From TOC: 13 ft** **Estimated Total Volume Pumped: 5400 ml** **Flow Cell Volume: 130 ml** **Final Flow Rate: 300 ml/min** **Final Draw Down: 10.87 ft**	**Instrument Used: Aqua TROLL 500** **Serial Number: 913928**

Test Notes:
VOCs. Cloudy brown no odor

Weather Conditions:
Sunny 60 degrees

Low-Flow Readings:

Date Time	Elapsed Time	pH	Temperature	Specific Conductivity	RDO Concentration	Turbidity	ORP	Depth to Water	Flow
		+/- 0.1	+/- 3 %	+/- 3 %	+/- 10 %	+/- 10 %	+/- 10		
2/13/2023 2:51 PM	00:00	7.03 pH	53.11 °F	702.68 µS/cm	4.50 mg/L	1,221.8 NTU	109.9 mV	10.35 ft	300.00 ml/min
2/13/2023 2:52 PM	01:00	6.98 pH	51.75 °F	712.97 µS/cm	3.26 mg/L	874.47 NTU	112.6 mV	10.35 ft	300.00 ml/min
2/13/2023 2:53 PM	02:00	6.67 pH	51.59 °F	716.24 µS/cm	3.24 mg/L	627.46 NTU	129.8 mV	10.35 ft	300.00 ml/min
2/13/2023 2:54 PM	03:00	6.07 pH	51.79 °F	718.04 µS/cm	3.65 mg/L	554.92 NTU	162.6 mV	10.35 ft	300.00 ml/min
2/13/2023 2:55 PM	04:00	5.77 pH	50.73 °F	719.72 µS/cm	4.02 mg/L	540.03 NTU	179.3 mV	10.35 ft	300.00 ml/min
2/13/2023 2:56 PM	05:00	5.71 pH	51.19 °F	722.18 µS/cm	4.40 mg/L	351.24 NTU	182.9 mV	10.35 ft	300.00 ml/min
2/13/2023 2:57 PM	06:00	5.64 pH	51.44 °F	720.75 µS/cm	4.53 mg/L	318.33 NTU	186.2 mV	10.35 ft	300.00 ml/min
2/13/2023 2:58 PM	07:00	5.60 pH	51.46 °F	720.63 µS/cm	4.40 mg/L	299.00 NTU	188.2 mV	10.35 ft	300.00 ml/min
2/13/2023 2:59 PM	08:00	5.57 pH	51.41 °F	721.78 µS/cm	4.23 mg/L	293.67 NTU	189.7 mV	10.35 ft	300.00 ml/min
2/13/2023 3:00 PM	09:00	5.57 pH	51.74 °F	721.94 µS/cm	4.06 mg/L	261.84 NTU	189.5 mV	10.35 ft	300.00 ml/min
2/13/2023 3:01 PM	10:00	5.56 pH	52.00 °F	722.08 µS/cm	3.96 mg/L	275.53 NTU	189.9 mV	10.35 ft	300.00 ml/min
2/13/2023 3:02 PM	11:00	5.56 pH	52.22 °F	721.83 µS/cm	3.88 mg/L	249.63 NTU	190.0 mV	10.35 ft	300.00 ml/min
2/13/2023 3:03 PM	12:00	5.53 pH	51.79 °F	723.83 µS/cm	3.74 mg/L	314.12 NTU	191.1 mV	10.35 ft	300.00 ml/min

2/13/2023 3:04 PM	13:00	5.50 pH	51.22 °F	724.77 µS/cm	3.54 mg/L	291.82 NTU	193.2 mV	10.35 ft	300.00 ml/min
2/13/2023 3:05 PM	14:00	5.49 pH	51.14 °F	724.79 µS/cm	3.40 mg/L	186.83 NTU	193.5 mV	10.35 ft	300.00 ml/min
2/13/2023 3:06 PM	15:00	5.49 pH	51.21 °F	721.59 µS/cm	3.19 mg/L	264.43 NTU	193.2 mV	10.35 ft	300.00 ml/min
2/13/2023 3:07 PM	16:00	5.50 pH	51.25 °F	721.45 µS/cm	3.12 mg/L	283.06 NTU	193.1 mV	10.35 ft	300.00 ml/min
2/13/2023 3:08 PM	17:00	5.49 pH	51.40 °F	722.17 µS/cm	3.10 mg/L	275.49 NTU	193.1 mV	10.35 ft	300.00 ml/min
2/13/2023 3:09 PM	18:00	5.49 pH	51.37 °F	722.51 µS/cm	3.06 mg/L	264.58 NTU	193.0 mV	10.35 ft	300.00 ml/min

Samples

Sample ID:	Description:

Low-Flow Test Report:

Test Date / Time: 2/13/2023 4:01:27 PM
Project: HRID 1Q2023 MW-55D
Operator Name: Kilauren Driscoll

Location Name: HRID **Well Diameter: 2 in** **Casing Type: PVC Sch. 40** **Screen Length: 10 ft** **Top of Screen: 47 ft** **Total Depth: 57.1 ft** **Initial Depth to Water: 10.2 ft**	**Pump Type: SS Proactive monsoon xl** **Tubing Type: Poly** **Pump Intake From TOC: 33 ft** **Estimated Total Volume Pumped: 4800 ml** **Flow Cell Volume: 130 ml** **Final Flow Rate: 300 ml/min** **Final Draw Down: 10.23 ft**	**Instrument Used: Aqua TROLL 500** **Serial Number: 913928**

Test Notes:
VOCs p. No odor, high turbidity

Weather Conditions:
Sunny 57 degrees

Low-Flow Readings:

Date Time	Elapsed Time	pH	Temperature	Specific Conductivity	RDO Concentration	Turbidity	ORP	Depth to Water	Flow
		+/- 0.1	+/- 3 %	+/- 3 %	+/- 10 %	+/- 10 %	+/- 10		
2/13/2023 4:01 PM	00:00	6.98 pH	56.70 °F	708.93 µS/cm	6.29 mg/L	20.39 NTU	103.5 mV	10.20 ft	300.00 ml/min
2/13/2023 4:02 PM	01:00	7.07 pH	55.82 °F	717.63 µS/cm	2.93 mg/L	33.11 NTU	99.1 mV	10.20 ft	300.00 ml/min
2/13/2023 4:03 PM	02:00	6.97 pH	55.71 °F	718.67 µS/cm	1.10 mg/L	46.67 NTU	103.7 mV	10.20 ft	300.00 ml/min
2/13/2023 4:04 PM	03:00	6.80 pH	55.71 °F	718.39 µS/cm	0.35 mg/L	59.98 NTU	112.8 mV	10.20 ft	300.00 ml/min
2/13/2023 4:05 PM	04:00	6.63 pH	55.70 °F	718.47 µS/cm	0.14 mg/L	74.02 NTU	121.1 mV	10.20 ft	300.00 ml/min
2/13/2023 4:06 PM	05:00	6.46 pH	55.62 °F	718.12 µS/cm	0.08 mg/L	82.55 NTU	129.1 mV	10.20 ft	300.00 ml/min
2/13/2023 4:07 PM	06:00	6.35 pH	55.59 °F	717.74 µS/cm	0.05 mg/L	109.09 NTU	133.6 mV	10.20 ft	300.00 ml/min
2/13/2023 4:08 PM	07:00	6.29 pH	55.53 °F	717.64 µS/cm	0.03 mg/L	121.98 NTU	135.7 mV	10.20 ft	300.00 ml/min
2/13/2023 4:09 PM	08:00	6.25 pH	55.52 °F	717.41 µS/cm	0.02 mg/L	124.97 NTU	136.3 mV	10.20 ft	300.00 ml/min
2/13/2023 4:10 PM	09:00	6.22 pH	55.51 °F	717.19 µS/cm	0.01 mg/L	145.16 NTU	135.9 mV	10.20 ft	300.00 ml/min
2/13/2023 4:11 PM	10:00	6.20 pH	55.49 °F	716.47 µS/cm	0.00 mg/L	168.63 NTU	135.1 mV	10.20 ft	300.00 ml/min
2/13/2023 4:12 PM	11:00	6.19 pH	55.45 °F	716.41 µS/cm	0.00 mg/L	176.37 NTU	134.0 mV	10.20 ft	300.00 ml/min
2/13/2023 4:13 PM	12:00	6.18 pH	55.45 °F	716.40 µS/cm	0.00 mg/L	222.95 NTU	132.5 mV	10.20 ft	300.00 ml/min

2/13/2023 4:14 PM	13:00	6.18 pH	55.46 °F	717.19 µS/cm	0.00 mg/L	765.28 NTU	130.9 mV	10.20 ft	300.00 ml/min
2/13/2023 4:15 PM	14:00	6.20 pH	55.47 °F	717.75 µS/cm	0.00 mg/L	4,488.1 NTU	127.9 mV	10.20 ft	300.00 ml/min
2/13/2023 4:16 PM	15:00	6.19 pH	55.43 °F	713.07 µS/cm	0.00 mg/L	6,166.1 NTU	126.0 mV	10.20 ft	300.00 ml/min
2/13/2023 4:17 PM	16:00	6.16 pH	55.43 °F	710.91 µS/cm	0.00 mg/L	6,056.1 NTU	124.9 mV	10.20 ft	300.00 ml/min

Samples

Sample ID:	Description:

Created using VuSitu from In-Situ, Inc.

Low-Flow Test Report:

Test Date / Time: 2/15/2023 8:15:04 AM
Project: HRID 1Q2023 MW-55S
Operator Name: Kilauren Driscoll

Location Name: HRID **Well Diameter: 2 in** **Casing Type: PVC Sch. 40** **Screen Length: 10 ft** **Top of Screen: 6 ft** **Total Depth: 16.71 ft** **Initial Depth to Water: 10.79 ft**	**Pump Type: SS Proactive monsoon xl** **Tubing Type: Poly** **Pump Intake From TOC: 13 ft** **Estimated Total Volume Pumped: 4800 ml** **Flow Cell Volume: 130 ml** **Final Flow Rate: 300 ml/min** **Final Draw Down: 10.8 ft**	**Instrument Used: Aqua TROLL 500** **Serial Number: 913928**

Test Notes:
TOC, sulfide, nitrate, alkalinity, metals total and filtered, dissolved gases. Cloudy, no odor, sheen on surface

Weather Conditions:
Sunny 55 degrees

Low-Flow Readings:

Date Time	Elapsed Time	pH	Temperature	Specific Conductivity	RDO Concentration	Turbidity	ORP	Depth to Water	Flow
		+/- 0.1	+/- 3 %	+/- 3 %	+/- 10 %	+/- 10 %	+/- 10		
2/15/2023 8:15 AM	00:00	7.18 pH	52.04 °F	729.06 µS/cm	5.61 mg/L	87.50 NTU	247.8 mV	10.79 ft	300.00 ml/min
2/15/2023 8:16 AM	01:00	6.86 pH	50.78 °F	724.25 µS/cm	2.41 mg/L	135.09 NTU	232.1 mV	10.79 ft	300.00 ml/min
2/15/2023 8:17 AM	02:00	6.63 pH	50.77 °F	724.12 µS/cm	1.63 mg/L	133.29 NTU	230.0 mV	10.79 ft	300.00 ml/min
2/15/2023 8:18 AM	03:00	6.62 pH	51.05 °F	724.10 µS/cm	1.38 mg/L	147.91 NTU	226.8 mV	10.79 ft	300.00 ml/min
2/15/2023 8:19 AM	04:00	6.38 pH	50.88 °F	728.39 µS/cm	1.39 mg/L	97.99 NTU	232.4 mV	10.79 ft	300.00 ml/min
2/15/2023 8:20 AM	05:00	6.29 pH	50.85 °F	728.47 µS/cm	1.41 mg/L	57.66 NTU	234.1 mV	10.79 ft	300.00 ml/min
2/15/2023 8:21 AM	06:00	6.25 pH	50.89 °F	725.26 µS/cm	1.32 mg/L	57.21 NTU	233.7 mV	10.79 ft	300.00 ml/min
2/15/2023 8:22 AM	07:00	6.18 pH	50.89 °F	726.18 µS/cm	1.25 mg/L	33.51 NTU	236.0 mV	10.79 ft	300.00 ml/min
2/15/2023 8:23 AM	08:00	6.16 pH	50.92 °F	724.89 µS/cm	1.25 mg/L	24.77 NTU	235.6 mV	10.79 ft	300.00 ml/min
2/15/2023 8:24 AM	09:00	6.11 pH	50.87 °F	725.81 µS/cm	1.34 mg/L	19.05 NTU	236.9 mV	10.79 ft	300.00 ml/min
2/15/2023 8:25 AM	10:00	6.11 pH	50.85 °F	725.48 µS/cm	1.36 mg/L	16.69 NTU	236.4 mV	10.79 ft	300.00 ml/min
2/15/2023 8:26 AM	11:00	6.08 pH	50.90 °F	725.02 µS/cm	1.36 mg/L	11.79 NTU	237.6 mV	10.79 ft	300.00 ml/min
2/15/2023 8:27 AM	12:00	6.07 pH	50.91 °F	724.54 µS/cm	1.39 mg/L	10.25 NTU	237.3 mV	10.79 ft	300.00 ml/min

2/15/2023 8:28 AM	13:00	6.06 pH	50.95 °F	724.89 µS/cm	1.36 mg/L	7.32 NTU	237.6 mV	10.79 ft	300.00 ml/min
2/15/2023 8:29 AM	14:00	6.06 pH	51.02 °F	724.13 µS/cm	1.33 mg/L	5.49 NTU	237.5 mV	10.79 ft	300.00 ml/min
2/15/2023 8:30 AM	15:00	6.05 pH	50.98 °F	723.53 µS/cm	1.33 mg/L	4.22 NTU	237.6 mV	10.79 ft	300.00 ml/min
2/15/2023 8:31 AM	16:00	6.07 pH	50.96 °F	723.88 µS/cm	1.36 mg/L	2.62 NTU	236.5 mV	10.79 ft	300.00 ml/min

Samples

Sample ID:	Description:

Low-Flow Test Report:

Test Date / Time: 2/13/2023 1:39:59 PM
Project: HRID 1Q2023 MW-56D
Operator Name: Kilauren Driscoll

Location Name: HRID **Well Diameter: 2 in** **Casing Type: PVC Sch. 40** **Screen Length: 10 ft** **Top of Screen: 64 ft** **Total Depth: 64.2 ft** **Initial Depth to Water: 11.41 ft**	**Pump Type: SS Proactive monsoon xl** **Tubing Type: Poly** **Pump Intake From TOC: 38 ft** **Estimated Total Volume Pumped: 5400 ml** **Flow Cell Volume: 130 ml** **Final Flow Rate: 300 ml/min** **Final Draw Down: 11.5 ft**	**Instrument Used: Aqua TROLL 500** **Serial Number: 913928**

Test Notes:
VOCs. Dark brown, slight sulfur like odor

Weather Conditions:
Sunny 56 degrees

Low-Flow Readings:

Date Time	Elapsed Time	pH	Temperature	Specific Conductivity	RDO Concentration	Turbidity	ORP	Depth to Water	Flow
		+/- 0.1	+/- 3 %	+/- 3 %	+/- 10 %	+/- 10 %	+/- 10		
2/13/2023 1:39 PM	00:00	6.35 pH	56.14 °F	675.34 µS/cm	5.86 mg/L	91.93 NTU	187.6 mV	11.41 ft	300.00 ml/min
2/13/2023 1:40 PM	01:00	6.28 pH	55.34 °F	750.21 µS/cm	2.17 mg/L	126.79 NTU	189.9 mV	11.41 ft	300.00 ml/min
2/13/2023 1:41 PM	02:00	6.06 pH	55.23 °F	763.22 µS/cm	0.53 mg/L	120.91 NTU	199.3 mV	11.41 ft	300.00 ml/min
2/13/2023 1:42 PM	03:00	5.93 pH	55.24 °F	765.12 µS/cm	0.19 mg/L	110.06 NTU	203.9 mV	11.41 ft	300.00 ml/min
2/13/2023 1:43 PM	04:00	5.86 pH	55.14 °F	766.33 µS/cm	0.11 mg/L	116.26 NTU	205.7 mV	11.41 ft	300.00 ml/min
2/13/2023 1:44 PM	05:00	5.80 pH	55.11 °F	766.90 µS/cm	0.08 mg/L	109.50 NTU	206.5 mV	11.41 ft	300.00 ml/min
2/13/2023 1:45 PM	06:00	5.77 pH	55.17 °F	767.71 µS/cm	0.06 mg/L	114.12 NTU	206.4 mV	11.41 ft	300.00 ml/min
2/13/2023 1:46 PM	07:00	5.74 pH	55.15 °F	767.71 µS/cm	0.05 mg/L	127.31 NTU	205.8 mV	11.41 ft	300.00 ml/min
2/13/2023 1:47 PM	08:00	5.73 pH	55.21 °F	768.59 µS/cm	0.04 mg/L	120.06 NTU	204.5 mV	11.41 ft	300.00 ml/min
2/13/2023 1:48 PM	09:00	5.72 pH	55.18 °F	768.74 µS/cm	0.03 mg/L	111.26 NTU	203.1 mV	11.41 ft	300.00 ml/min
2/13/2023 1:49 PM	10:00	5.72 pH	55.22 °F	769.29 µS/cm	0.02 mg/L	115.02 NTU	201.9 mV	11.41 ft	300.00 ml/min
2/13/2023 1:50 PM	11:00	5.71 pH	55.12 °F	769.18 µS/cm	0.02 mg/L	132.12 NTU	200.4 mV	11.41 ft	300.00 ml/min
2/13/2023 1:51 PM	12:00	5.71 pH	55.24 °F	769.67 µS/cm	0.01 mg/L	118.75 NTU	198.7 mV	11.41 ft	300.00 ml/min

2/13/2023 1:52 PM	13:00	5.71 pH	55.19 °F	769.52 µS/cm	0.01 mg/L	123.54 NTU	197.1 mV	11.41 ft	300.00 ml/min
2/13/2023 1:53 PM	14:00	5.71 pH	55.24 °F	770.14 µS/cm	0.01 mg/L	135.63 NTU	195.3 mV	11.41 ft	300.00 ml/min
2/13/2023 1:54 PM	15:00	5.70 pH	55.13 °F	770.07 µS/cm	0.00 mg/L	143.86 NTU	194.1 mV	11.41 ft	300.00 ml/min
2/13/2023 1:55 PM	16:00	5.70 pH	55.21 °F	770.06 µS/cm	0.00 mg/L	135.23 NTU	192.3 mV	11.41 ft	300.00 ml/min
2/13/2023 1:56 PM	17:00	5.70 pH	55.16 °F	770.06 µS/cm	0.00 mg/L	152.16 NTU	190.7 mV	11.41 ft	300.00 ml/min
2/13/2023 1:57 PM	18:00	5.70 pH	55.18 °F	770.34 µS/cm	0.00 mg/L	159.07 NTU	188.6 mV	11.41 ft	300.00 ml/min

Samples

Sample ID:	Description:

Low-Flow Test Report:

Test Date / Time: 2/13/2023 1:11:49 PM
Project: HRID 1Q2023 MW-56S
Operator Name: Kilauren Driscoll

Location Name: HRID **Well Diameter: 2 in** **Casing Type: PVC Sch. 40** **Screen Length: 10 ft** **Top of Screen: 6 ft** **Total Depth: 16.1 ft** **Initial Depth to Water: 10 ft**	**Pump Type: SS Proactive monsoon xl** **Tubing Type: Poly** **Pump Intake From TOC: 13 ft** **Estimated Total Volume Pumped: 4200 ml** **Flow Cell Volume: 130 ml** **Final Flow Rate: 300 ml/min** **Final Draw Down: 10.04 ft**	**Instrument Used: Aqua TROLL 500** **Serial Number: 913928**

Test Notes:
VOCs. Cloudy no odor

Weather Conditions:
Sunny 47 degrees

Low-Flow Readings:

Date Time	Elapsed Time	pH	Temperature	Specific Conductivity	RDO Concentration	Turbidity	ORP	Depth to Water	Flow
		+/- 0.1	+/- 3 %	+/- 3 %	+/- 10 %	+/- 10 %	+/- 10		
2/13/2023 1:11 PM	00:00	7.18 pH	55.44 °F	685.36 µS/cm	4.69 mg/L	1,240.1 NTU	126.8 mV	10.00 ft	300.00 ml/min
2/13/2023 1:12 PM	01:00	7.14 pH	52.42 °F	703.35 µS/cm	3.28 mg/L	1,529.4 NTU	125.6 mV	10.00 ft	300.00 ml/min
2/13/2023 1:13 PM	02:00	7.00 pH	51.67 °F	705.13 µS/cm	2.97 mg/L	869.40 NTU	130.7 mV	10.00 ft	300.00 ml/min
2/13/2023 1:14 PM	03:00	6.80 pH	51.24 °F	712.62 µS/cm	3.12 mg/L	618.62 NTU	139.1 mV	10.00 ft	300.00 ml/min
2/13/2023 1:15 PM	04:00	6.48 pH	50.73 °F	724.16 µS/cm	3.52 mg/L	338.20 NTU	155.8 mV	10.00 ft	300.00 ml/min
2/13/2023 1:16 PM	05:00	6.06 pH	50.46 °F	725.77 µS/cm	3.56 mg/L	228.77 NTU	178.2 mV	10.00 ft	300.00 ml/min
2/13/2023 1:17 PM	06:00	5.81 pH	50.16 °F	728.69 µS/cm	3.66 mg/L	182.60 NTU	191.6 mV	10.00 ft	300.00 ml/min
2/13/2023 1:18 PM	07:00	5.67 pH	49.95 °F	727.10 µS/cm	3.62 mg/L	109.20 NTU	198.7 mV	10.00 ft	300.00 ml/min
2/13/2023 1:19 PM	08:00	5.58 pH	49.83 °F	723.67 µS/cm	3.52 mg/L	89.12 NTU	203.3 mV	10.00 ft	300.00 ml/min
2/13/2023 1:20 PM	09:00	5.53 pH	49.78 °F	719.60 µS/cm	3.40 mg/L	63.01 NTU	205.9 mV	10.00 ft	300.00 ml/min
2/13/2023 1:21 PM	10:00	5.49 pH	49.51 °F	718.85 µS/cm	3.40 mg/L	42.02 NTU	207.9 mV	10.00 ft	300.00 ml/min
2/13/2023 1:22 PM	11:00	5.44 pH	49.37 °F	715.36 µS/cm	3.27 mg/L	33.05 NTU	210.2 mV	10.00 ft	300.00 ml/min
2/13/2023 1:23 PM	12:00	5.42 pH	49.32 °F	716.47 µS/cm	3.35 mg/L	26.00 NTU	210.9 mV	10.00 ft	300.00 ml/min

2/13/2023 1:24 PM	13:00	5.41 pH	49.25 °F	712.93 µS/cm	3.33 mg/L	23.68 NTU	211.8 mV	10.00 ft	300.00 ml/min
2/13/2023 1:25 PM	14:00	5.40 pH	49.31 °F	712.79 µS/cm	3.30 mg/L	20.26 NTU	212.2 mV	10.00 ft	300.00 ml/min

Samples

Sample ID:	Description:

Created using VuSitu from In-Situ, Inc.

Low-Flow Test Report:

Test Date / Time: 2/14/2023 10:23:50 AM
Project: HRID 1Q2023 MW-57D
Operator Name: Kilauren Driscoll

Location Name: HRID **Well Diameter: 2 in** **Casing Type: PVC Sch. 40** **Screen Length: 10 ft** **Top of Screen: 51 ft** **Total Depth: 61.75 ft** **Initial Depth to Water: 9.85 ft**	**Pump Type: SS Proactive monsoon xl** **Tubing Type: Poly** **Pump Intake From TOC: 35 ft** **Estimated Total Volume Pumped: 4500 ml** **Flow Cell Volume: 130 ml** **Final Flow Rate: 300 ml/min** **Final Draw Down: 9.88 ft**	**Instrument Used: Aqua TROLL 500** **Serial Number: 913928**

Test Notes:
VOCs. Cloudy brown, slight sulfur like odor

Weather Conditions:
Overcast slight wind, 37 degrees

Low-Flow Readings:

Date Time	Elapsed Time	pH	Temperature	Specific Conductivity	RDO Concentration	Turbidity	ORP	Depth to Water	Flow
		+/- 0.1	+/- 3 %	+/- 3 %	+/- 10 %	+/- 10 %	+/- 10		
2/14/2023 10:23 AM	00:00	6.48 pH	52.53 °F	783.47 µS/cm	6.59 mg/L	91.42 NTU	239.1 mV	9.85 ft	300.00 ml/min
2/14/2023 10:24 AM	01:00	6.55 pH	53.10 °F	793.83 µS/cm	1.43 mg/L	97.05 NTU	229.9 mV	9.85 ft	300.00 ml/min
2/14/2023 10:25 AM	02:00	6.61 pH	52.86 °F	792.52 µS/cm	0.38 mg/L	92.10 NTU	222.3 mV	9.85 ft	300.00 ml/min
2/14/2023 10:26 AM	03:00	6.64 pH	52.90 °F	792.88 µS/cm	0.16 mg/L	104.99 NTU	216.6 mV	9.85 ft	300.00 ml/min
2/14/2023 10:27 AM	04:00	6.63 pH	53.09 °F	793.47 µS/cm	0.11 mg/L	93.13 NTU	213.5 mV	9.85 ft	300.00 ml/min
2/14/2023 10:28 AM	05:00	6.63 pH	53.26 °F	793.22 µS/cm	0.09 mg/L	75.11 NTU	210.6 mV	9.85 ft	300.00 ml/min
2/14/2023 10:29 AM	06:00	6.70 pH	53.12 °F	792.95 µS/cm	0.07 mg/L	59.88 NTU	204.6 mV	9.85 ft	300.00 ml/min
2/14/2023 10:30 AM	07:00	6.69 pH	52.48 °F	790.35 µS/cm	0.08 mg/L	79.49 NTU	203.4 mV	9.85 ft	300.00 ml/min
2/14/2023 10:31 AM	08:00	6.63 pH	52.18 °F	792.18 µS/cm	0.07 mg/L	71.45 NTU	204.7 mV	9.85 ft	300.00 ml/min
2/14/2023 10:32 AM	09:00	6.55 pH	53.87 °F	794.06 µS/cm	0.05 mg/L	85.43 NTU	205.6 mV	9.85 ft	300.00 ml/min
2/14/2023 10:33 AM	10:00	6.56 pH	53.81 °F	793.31 µS/cm	0.02 mg/L	99.84 NTU	203.1 mV	9.85 ft	300.00 ml/min
2/14/2023 10:34 AM	11:00	6.56 pH	53.84 °F	793.21 µS/cm	0.01 mg/L	127.17 NTU	200.9 mV	9.85 ft	300.00 ml/min
2/14/2023 10:35 AM	12:00	6.55 pH	53.77 °F	793.17 µS/cm	0.00 mg/L	139.86 NTU	199.4 mV	9.85 ft	300.00 ml/min

2/14/2023 10:36 AM	13:00	6.57 pH	53.73 °F	793.20 µS/cm	0.00 mg/L	169.06 NTU	196.1 mV	9.85 ft	300.00 ml/min
2/14/2023 10:37 AM	14:00	6.57 pH	53.66 °F	793.42 µS/cm	0.00 mg/L	195.54 NTU	194.4 mV	9.85 ft	300.00 ml/min
2/14/2023 10:38 AM	15:00	6.58 pH	53.70 °F	795.16 µS/cm	0.00 mg/L	264.25 NTU	191.8 mV	9.85 ft	300.00 ml/min

Samples

Sample ID:	Description:

Low-Flow Test Report:

Test Date / Time: 2/15/2023 8:55:53 AM
Project: HRID 1Q2023 MW-57S
Operator Name: Kilauren Driscoll

Location Name: HRID **Well Diameter: 2 in** **Casing Type: PVC Sch. 40** **Screen Length: 10 ft** **Top of Screen: 6 ft** **Total Depth: 15.99 ft** **Initial Depth to Water: 9.53 ft**	**Pump Type: SS Proactive monsoon xl** **Tubing Type: Poly** **Pump Intake From TOC: 13 ft** **Estimated Total Volume Pumped: 6600 ml** **Flow Cell Volume: 130 ml** **Final Flow Rate: 300 ml/min** **Final Draw Down: 9.56 ft**	**Instrument Used: Aqua TROLL 500** **Serial Number: 913928**

Test Notes:
Full suite. Murky brown no odor

Weather Conditions:
Sunny, strong winds, 55 degrees

Low-Flow Readings:

Date Time	Elapsed Time	pH	Temperature	Specific Conductivity	RDO Concentration	Turbidity	ORP	Depth to Water	Flow
		+/- 0.1	+/- 3 %	+/- 3 %	+/- 10 %	+/- 10 %	+/- 10		
2/15/2023 8:55 AM	00:00	6.83 pH	51.21 °F	734.43 µS/cm	4.88 mg/L	1,140.3 NTU	221.8 mV	9.53 ft	300.00 ml/min
2/15/2023 8:56 AM	01:00	6.81 pH	50.30 °F	740.76 µS/cm	1.92 mg/L	2,292.2 NTU	217.7 mV	9.53 ft	300.00 ml/min
2/15/2023 8:57 AM	02:00	6.69 pH	50.20 °F	740.98 µS/cm	1.12 mg/L	1,912.4 NTU	219.5 mV	9.53 ft	300.00 ml/min
2/15/2023 8:58 AM	03:00	6.57 pH	50.22 °F	741.29 µS/cm	0.82 mg/L	1,240.3 NTU	223.2 mV	9.53 ft	300.00 ml/min
2/15/2023 8:59 AM	04:00	6.47 pH	50.19 °F	742.17 µS/cm	0.68 mg/L	894.41 NTU	225.6 mV	9.53 ft	300.00 ml/min
2/15/2023 9:00 AM	05:00	6.41 pH	50.15 °F	745.72 µS/cm	0.64 mg/L	625.03 NTU	227.0 mV	9.53 ft	300.00 ml/min
2/15/2023 9:01 AM	06:00	6.29 pH	50.00 °F	759.24 µS/cm	0.60 mg/L	448.93 NTU	231.8 mV	9.53 ft	300.00 ml/min
2/15/2023 9:02 AM	07:00	6.26 pH	49.87 °F	766.42 µS/cm	0.66 mg/L	402.94 NTU	232.0 mV	9.53 ft	300.00 ml/min
2/15/2023 9:03 AM	08:00	6.19 pH	50.04 °F	760.18 µS/cm	2.40 mg/L	629.11 NTU	236.9 mV	9.53 ft	300.00 ml/min
2/15/2023 9:04 AM	09:00	6.20 pH	50.20 °F	760.81 µS/cm	1.09 mg/L	1,224.1 NTU	234.1 mV	9.53 ft	300.00 ml/min
2/15/2023 9:05 AM	10:00	6.14 pH	50.10 °F	761.52 µS/cm	0.71 mg/L	942.64 NTU	236.7 mV	9.53 ft	300.00 ml/min
2/15/2023 9:06 AM	11:00	6.14 pH	50.26 °F	761.94 µS/cm	0.60 mg/L	641.24 NTU	236.2 mV	9.53 ft	300.00 ml/min
2/15/2023 9:07 AM	12:00	6.09 pH	50.13 °F	764.10 µS/cm	0.59 mg/L	464.17 NTU	238.6 mV	9.53 ft	300.00 ml/min

2/15/2023 9:08 AM	13:00	6.06 pH	50.03 °F	765.50 µS/cm	0.65 mg/L	377.30 NTU	239.8 mV	9.53 ft	300.00 ml/min
2/15/2023 9:09 AM	14:00	6.05 pH	50.06 °F	765.31 µS/cm	0.70 mg/L	351.82 NTU	240.1 mV	9.53 ft	300.00 ml/min
2/15/2023 9:10 AM	15:00	6.02 pH	50.18 °F	764.61 µS/cm	0.74 mg/L	312.85 NTU	241.7 mV	9.53 ft	300.00 ml/min
2/15/2023 9:11 AM	16:00	6.03 pH	50.31 °F	765.74 µS/cm	0.74 mg/L	288.82 NTU	241.0 mV	9.53 ft	300.00 ml/min
2/15/2023 9:12 AM	17:00	5.98 pH	50.30 °F	767.27 µS/cm	0.75 mg/L	207.52 NTU	243.1 mV	9.53 ft	300.00 ml/min
2/15/2023 9:13 AM	18:00	5.97 pH	50.17 °F	768.14 µS/cm	0.76 mg/L	178.67 NTU	243.3 mV	9.53 ft	300.00 ml/min
2/15/2023 9:14 AM	19:00	5.96 pH	50.10 °F	762.69 µS/cm	0.74 mg/L	177.51 NTU	243.7 mV	9.53 ft	300.00 ml/min
2/15/2023 9:15 AM	20:00	5.95 pH	50.23 °F	762.63 µS/cm	0.67 mg/L	155.82 NTU	244.2 mV	9.53 ft	300.00 ml/min
2/15/2023 9:16 AM	21:00	5.94 pH	50.11 °F	762.03 µS/cm	0.64 mg/L	118.72 NTU	244.2 mV	9.53 ft	300.00 ml/min
2/15/2023 9:17 AM	22:00	5.93 pH	50.09 °F	759.87 µS/cm	0.61 mg/L	116.49 NTU	244.8 mV	9.53 ft	300.00 ml/min

Samples

Sample ID:	Description:

Low-Flow Test Report:

Test Date / Time: 2/14/2023 9:05:19 AM
Project: HRID 1Q2023 MW-58D
Operator Name: Kilauren Driscoll

Location Name: HRID **Well Diameter: 2 in** **Casing Type: PVC Sch. 40** **Screen Length: 10 ft** **Top of Screen: 34 ft** **Total Depth: 44.65 ft** **Initial Depth to Water: 9.91 ft**	**Pump Type: SS Proactive monsoon xl** **Tubing Type: Poly** **Pump Intake From TOC: 28 ft** **Estimated Total Volume Pumped: 4800 ml** **Flow Cell Volume: 130 ml** **Final Flow Rate: 300 ml/min** **Final Draw Down: 9.91 ft**	**Instrument Used: Aqua TROLL 500** **Serial Number: 913928**

Test Notes:
VOCs. Clear, sulfur like odor

Weather Conditions:
Overcast 32 degrees

Low-Flow Readings:

Date Time	Elapsed Time	pH	Temperature	Specific Conductivity	RDO Concentration	Turbidity	ORP	Depth to Water	Flow
		+/- 0.1	+/- 3 %	+/- 3 %	+/- 10 %	+/- 10 %	+/- 10		
2/14/2023 9:05 AM	00:00	6.92 pH	49.35 °F	517.94 µS/cm	6.47 mg/L	6.25 NTU	293.3 mV	9.91 ft	300.00 ml/min
2/14/2023 9:06 AM	01:00	6.29 pH	53.29 °F	493.62 µS/cm	1.39 mg/L	5.65 NTU	297.6 mV	9.91 ft	300.00 ml/min
2/14/2023 9:07 AM	02:00	6.22 pH	54.03 °F	489.46 µS/cm	0.37 mg/L	5.64 NTU	290.6 mV	9.91 ft	300.00 ml/min
2/14/2023 9:08 AM	03:00	6.27 pH	54.65 °F	487.85 µS/cm	0.15 mg/L	5.45 NTU	278.0 mV	9.91 ft	300.00 ml/min
2/14/2023 9:09 AM	04:00	6.38 pH	54.60 °F	487.78 µS/cm	0.09 mg/L	6.09 NTU	267.3 mV	9.91 ft	300.00 ml/min
2/14/2023 9:10 AM	05:00	6.43 pH	54.70 °F	490.95 µS/cm	0.07 mg/L	8.77 NTU	259.8 mV	9.91 ft	300.00 ml/min
2/14/2023 9:11 AM	06:00	6.47 pH	54.70 °F	491.84 µS/cm	0.05 mg/L	11.68 NTU	254.1 mV	9.91 ft	300.00 ml/min
2/14/2023 9:12 AM	07:00	6.48 pH	54.87 °F	497.90 µS/cm	0.04 mg/L	19.32 NTU	249.8 mV	9.91 ft	300.00 ml/min
2/14/2023 9:13 AM	08:00	6.50 pH	54.77 °F	501.35 µS/cm	0.03 mg/L	26.71 NTU	245.8 mV	9.91 ft	300.00 ml/min
2/14/2023 9:14 AM	09:00	6.53 pH	54.71 °F	508.71 µS/cm	0.02 mg/L	38.33 NTU	241.4 mV	9.91 ft	300.00 ml/min
2/14/2023 9:15 AM	10:00	6.55 pH	54.79 °F	517.99 µS/cm	0.01 mg/L	39.49 NTU	237.8 mV	9.91 ft	300.00 ml/min
2/14/2023 9:16 AM	11:00	6.56 pH	54.60 °F	521.07 µS/cm	0.00 mg/L	34.02 NTU	235.2 mV	9.91 ft	300.00 ml/min
2/14/2023 9:17 AM	12:00	6.56 pH	54.46 °F	522.86 µS/cm	0.00 mg/L	36.27 NTU	234.0 mV	9.91 ft	300.00 ml/min

2/14/2023 9:18 AM	13:00	6.60 pH	54.28 °F	521.38 µS/cm	0.00 mg/L	35.28 NTU	230.4 mV	9.91 ft	300.00 ml/min
2/14/2023 9:19 AM	14:00	6.67 pH	53.99 °F	519.89 µS/cm	0.00 mg/L	24.83 NTU	225.2 mV	9.91 ft	300.00 ml/min
2/14/2023 9:20 AM	15:00	6.71 pH	53.83 °F	519.39 µS/cm	0.00 mg/L	22.50 NTU	222.0 mV	9.91 ft	300.00 ml/min
2/14/2023 9:21 AM	16:00	6.71 pH	53.67 °F	518.92 µS/cm	0.00 mg/L	22.29 NTU	221.2 mV	9.91 ft	300.00 ml/min

Samples

Sample ID:	Description:

Low-Flow Test Report:

Test Date / Time: 2/14/2023 9:35:28 AM
Project: HRID 1Q2023 MW-58S
Operator Name: Kilauren Driscoll

Location Name: HRID **Well Diameter: 2 in** **Casing Type: PVC Sch. 40** **Screen Length: 10 ft** **Top of Screen: 5 ft** **Total Depth: 15.58 ft** **Initial Depth to Water: 9.88 ft**	**Pump Type: SS Proactive monsoon xl** **Tubing Type: Poly** **Pump Intake From TOC: 13 ft** **Estimated Total Volume Pumped: 4500 ml** **Flow Cell Volume: 130 ml** **Final Flow Rate: 300 ml/min** **Final Draw Down: 10.01 ft**	**Instrument Used: Aqua TROLL 500** **Serial Number: 913928**

Test Notes:
VOCs. Cloudy brown no odor

Weather Conditions:
Overcast 32 degrees, medium winds

Low-Flow Readings:

Date Time	Elapsed Time	pH	Temperature	Specific Conductivity	RDO Concentration	Turbidity	ORP	Depth to Water	Flow
		+/- 0.1	+/- 3 %	+/- 3 %	+/- 10 %	+/- 10 %	+/- 10		
2/14/2023 9:35 AM	00:00	6.79 pH	47.82 °F	737.51 µS/cm	6.20 mg/L	1,507.6 NTU	224.7 mV	9.88 ft	300.00 ml/min
2/14/2023 9:36 AM	01:00	6.82 pH	47.87 °F	736.77 µS/cm	2.70 mg/L	1,502.6 NTU	218.4 mV	9.88 ft	300.00 ml/min
2/14/2023 9:37 AM	02:00	6.80 pH	47.71 °F	733.86 µS/cm	2.01 mg/L	1,073.6 NTU	215.5 mV	9.88 ft	300.00 ml/min
2/14/2023 9:38 AM	03:00	6.72 pH	47.89 °F	733.86 µS/cm	1.86 mg/L	832.18 NTU	215.7 mV	9.88 ft	300.00 ml/min
2/14/2023 9:39 AM	04:00	6.67 pH	48.01 °F	737.13 µS/cm	1.90 mg/L	674.98 NTU	215.4 mV	9.88 ft	300.00 ml/min
2/14/2023 9:40 AM	05:00	6.67 pH	47.97 °F	740.89 µS/cm	2.16 mg/L	525.44 NTU	213.2 mV	9.88 ft	300.00 ml/min
2/14/2023 9:41 AM	06:00	6.60 pH	48.32 °F	742.46 µS/cm	2.17 mg/L	389.02 NTU	214.7 mV	9.88 ft	300.00 ml/min
2/14/2023 9:42 AM	07:00	6.56 pH	48.32 °F	745.70 µS/cm	2.10 mg/L	311.62 NTU	215.0 mV	9.88 ft	300.00 ml/min
2/14/2023 9:43 AM	08:00	6.56 pH	48.37 °F	744.00 µS/cm	1.92 mg/L	256.85 NTU	213.1 mV	9.88 ft	300.00 ml/min
2/14/2023 9:44 AM	09:00	6.56 pH	48.55 °F	741.76 µS/cm	1.70 mg/L	223.84 NTU	211.6 mV	9.88 ft	300.00 ml/min
2/14/2023 9:45 AM	10:00	6.57 pH	48.65 °F	741.55 µS/cm	1.57 mg/L	180.45 NTU	209.8 mV	9.88 ft	300.00 ml/min
2/14/2023 9:46 AM	11:00	6.55 pH	48.73 °F	740.80 µS/cm	1.47 mg/L	200.11 NTU	209.4 mV	9.88 ft	300.00 ml/min
2/14/2023 9:47 AM	12:00	6.55 pH	48.84 °F	740.50 µS/cm	1.35 mg/L	171.05 NTU	208.0 mV	9.88 ft	300.00 ml/min

2/14/2023 9:48 AM	13:00	6.54 pH	48.94 °F	740.37 µS/cm	1.26 mg/L	125.69 NTU	207.3 mV	9.88 ft	300.00 ml/min
2/14/2023 9:49 AM	14:00	6.53 pH	49.04 °F	740.64 µS/cm	1.22 mg/L	119.21 NTU	206.9 mV	9.88 ft	300.00 ml/min
2/14/2023 9:50 AM	15:00	6.54 pH	49.10 °F	740.32 µS/cm	1.15 mg/L	110.34 NTU	205.1 mV	9.88 ft	300.00 ml/min

Samples

Sample ID:	Description:

Created using VuSitu from In-Situ, Inc.

Low-Flow Test Report:

Test Date / Time: 2/13/2023 12:02:27 PM
Project: HRID 1Q2023 MW-59D
Operator Name: Kilauren Driscoll

Location Name: HRID **Well Diameter: 2 in** **Casing Type: PVC Sch. 40** **Screen Length: 10 ft** **Top of Screen: 45 ft** **Total Depth: 54.45 ft** **Initial Depth to Water: 6.77 ft**	**Pump Type: SS Proactive monsoon xl** **Tubing Type: Poly** **Pump Intake From TOC: 35 ft** **Estimated Total Volume Pumped: 5400 ml** **Flow Cell Volume: 130 ml** **Final Flow Rate: 300 ml/min** **Final Draw Down: 6.79 ft**	**Instrument Used: Aqua TROLL 500** **Serial Number: 913928**

Test Notes:
VOCs. Cloudy brown, slight sulfur odor

Weather Conditions:
Sunny 47 degrees

Low-Flow Readings:

Date Time	Elapsed Time	pH	Temperature	Specific Conductivity	RDO Concentration	Turbidity	ORP	Depth to Water	Flow
		+/- 0.1	+/- 3 %	+/- 3 %	+/- 10 %	+/- 10 %	+/- 10		
2/13/2023 12:02 PM	00:00	6.71 pH	57.28 °F	635.82 µS/cm	7.01 mg/L	27.06 NTU	232.8 mV	6.77 ft	300.00 ml/min
2/13/2023 12:03 PM	01:00	6.91 pH	56.07 °F	662.43 µS/cm	4.70 mg/L	24.47 NTU	223.9 mV	6.77 ft	300.00 ml/min
2/13/2023 12:04 PM	02:00	6.87 pH	55.63 °F	667.43 µS/cm	1.58 mg/L	25.06 NTU	226.0 mV	6.77 ft	300.00 ml/min
2/13/2023 12:05 PM	03:00	6.87 pH	55.76 °F	668.53 µS/cm	0.49 mg/L	27.25 NTU	225.3 mV	6.77 ft	300.00 ml/min
2/13/2023 12:06 PM	04:00	6.82 pH	55.65 °F	669.56 µS/cm	0.21 mg/L	25.38 NTU	228.2 mV	6.77 ft	300.00 ml/min
2/13/2023 12:07 PM	05:00	6.84 pH	55.83 °F	670.88 µS/cm	0.12 mg/L	28.36 NTU	226.5 mV	6.77 ft	300.00 ml/min
2/13/2023 12:08 PM	06:00	6.82 pH	55.89 °F	673.20 µS/cm	0.09 mg/L	28.86 NTU	226.8 mV	6.77 ft	300.00 ml/min
2/13/2023 12:09 PM	07:00	6.78 pH	55.81 °F	678.10 µS/cm	0.07 mg/L	23.46 NTU	228.1 mV	6.77 ft	300.00 ml/min
2/13/2023 12:10 PM	08:00	6.77 pH	55.81 °F	682.48 µS/cm	0.05 mg/L	28.22 NTU	227.0 mV	6.77 ft	300.00 ml/min
2/13/2023 12:11 PM	09:00	6.77 pH	55.86 °F	686.87 µS/cm	0.04 mg/L	28.45 NTU	224.9 mV	6.77 ft	300.00 ml/min
2/13/2023 12:12 PM	10:00	6.77 pH	55.80 °F	690.12 µS/cm	0.03 mg/L	36.13 NTU	221.0 mV	6.77 ft	300.00 ml/min
2/13/2023 12:13 PM	11:00	6.75 pH	55.89 °F	692.15 µS/cm	0.02 mg/L	43.03 NTU	216.6 mV	6.77 ft	300.00 ml/min
2/13/2023 12:14 PM	12:00	6.75 pH	55.93 °F	694.22 µS/cm	0.01 mg/L	50.05 NTU	210.6 mV	6.77 ft	300.00 ml/min

2/13/2023 12:15 PM	13:00	6.71 pH	55.87 °F	695.07 µS/cm	0.01 mg/L	47.70 NTU	205.8 mV	6.77 ft	300.00 ml/min
2/13/2023 12:16 PM	14:00	6.75 pH	56.00 °F	695.95 µS/cm	0.00 mg/L	44.25 NTU	196.5 mV	6.77 ft	300.00 ml/min
2/13/2023 12:17 PM	15:00	6.74 pH	56.04 °F	697.19 µS/cm	0.00 mg/L	59.11 NTU	190.0 mV	6.77 ft	300.00 ml/min
2/13/2023 12:18 PM	16:00	6.72 pH	55.90 °F	698.33 µS/cm	0.00 mg/L	62.73 NTU	185.5 mV	6.77 ft	300.00 ml/min
2/13/2023 12:19 PM	17:00	6.73 pH	56.01 °F	699.42 µS/cm	0.00 mg/L	84.64 NTU	178.9 mV	6.77 ft	300.00 ml/min
2/13/2023 12:20 PM	18:00	6.71 pH	55.91 °F	713.34 µS/cm	0.00 mg/L	228.83 NTU	175.5 mV	6.77 ft	300.00 ml/min

Samples

Sample ID:	Description:

Low-Flow Test Report:

Test Date / Time: 2/15/2023 11:40:19 AM
Project: HRID 1Q2023 MW-60D
Operator Name: Kilauren Driscoll

Location Name: HRID **Well Diameter: 2 in** **Casing Type: PVC Sch. 40** **Screen Length: 10 ft** **Top of Screen: 64 ft** **Total Depth: 74.7 ft** **Initial Depth to Water: 8.8 ft**	**Pump Type: SS Proactive monsoon xl** **Tubing Type: Poly** **Pump Intake From TOC: 41 ft** **Estimated Total Volume Pumped: 8330 ml** **Flow Cell Volume: 130 ml** **Final Flow Rate: 300 ml/min** **Final Draw Down: 8.8 ft**	**Instrument Used: Aqua TROLL 500** **Serial Number: 913928**

Test Notes:
Full suite. Clear, strong sulfur odor

Weather Conditions:
Sunny, strong winds, 60 degrees

Low-Flow Readings:

Date Time	Elapsed Time	pH	Temperature	Specific Conductivity	RDO Concentration	Turbidity	ORP	Depth to Water	Flow
		+/- 0.1	+/- 3 %	+/- 3 %	+/- 10 %	+/- 10 %	+/- 10		
2/15/2023 11:40 AM	00:00	6.76 pH	55.50 °F	685.48 µS/cm	4.58 mg/L	6.80 NTU	89.2 mV	8.80 ft	300.00 ml/min
2/15/2023 11:41 AM	01:00	6.72 pH	55.39 °F	702.50 µS/cm	1.16 mg/L	4.84 NTU	90.7 mV	8.80 ft	300.00 ml/min
2/15/2023 11:42 AM	01:46	6.65 pH	55.39 °F	710.46 µS/cm	0.38 mg/L	5.75 NTU	91.9 mV	8.80 ft	300.00 ml/min
2/15/2023 11:43 AM	02:46	6.63 pH	55.33 °F	715.53 µS/cm	0.14 mg/L	7.68 NTU	90.3 mV	8.80 ft	300.00 ml/min
2/15/2023 11:44 AM	03:46	6.56 pH	55.32 °F	719.01 µS/cm	0.09 mg/L	7.20 NTU	90.3 mV	8.80 ft	300.00 ml/min
2/15/2023 11:45 AM	04:46	6.54 pH	55.25 °F	720.91 µS/cm	0.06 mg/L	7.96 NTU	88.5 mV	8.80 ft	300.00 ml/min
2/15/2023 11:46 AM	05:46	6.51 pH	55.24 °F	722.03 µS/cm	0.05 mg/L	8.39 NTU	86.6 mV	8.80 ft	300.00 ml/min
2/15/2023 11:47 AM	06:46	6.46 pH	55.26 °F	722.38 µS/cm	0.04 mg/L	9.43 NTU	86.1 mV	8.80 ft	300.00 ml/min
2/15/2023 11:48 AM	07:46	6.44 pH	55.24 °F	723.12 µS/cm	0.03 mg/L	9.76 NTU	84.2 mV	8.80 ft	300.00 ml/min
2/15/2023 11:49 AM	08:46	6.42 pH	55.25 °F	723.33 µS/cm	0.02 mg/L	8.90 NTU	82.9 mV	8.80 ft	300.00 ml/min
2/15/2023 11:50 AM	09:46	6.40 pH	55.21 °F	723.52 µS/cm	0.02 mg/L	9.68 NTU	81.9 mV	8.80 ft	300.00 ml/min
2/15/2023 11:51 AM	10:46	6.37 pH	55.28 °F	723.82 µS/cm	0.02 mg/L	9.13 NTU	81.0 mV	8.80 ft	300.00 ml/min
2/15/2023 11:52 AM	11:46	6.33 pH	55.20 °F	723.52 µS/cm	0.01 mg/L	10.72 NTU	81.4 mV	8.80 ft	300.00 ml/min

2/15/2023 11:53 AM	12:46	6.33 pH	55.19 °F	723.57 µS/cm	0.01 mg/L	9.91 NTU	80.1 mV	8.80 ft	300.00 ml/min
2/15/2023 11:54 AM	13:46	6.29 pH	55.25 °F	723.76 µS/cm	0.02 mg/L	10.81 NTU	80.4 mV	8.80 ft	300.00 ml/min
2/15/2023 11:55 AM	14:46	6.28 pH	55.24 °F	723.80 µS/cm	0.02 mg/L	11.56 NTU	79.6 mV	8.80 ft	300.00 ml/min
2/15/2023 11:56 AM	15:46	6.28 pH	55.19 °F	724.31 µS/cm	0.01 mg/L	9.47 NTU	78.3 mV	8.80 ft	300.00 ml/min
2/15/2023 11:57 AM	16:46	6.24 pH	55.24 °F	724.63 µS/cm	0.01 mg/L	12.11 NTU	79.6 mV	8.80 ft	300.00 ml/min
2/15/2023 11:58 AM	17:46	6.26 pH	55.37 °F	725.47 µS/cm	0.01 mg/L	12.88 NTU	77.0 mV	8.80 ft	300.00 ml/min
2/15/2023 11:59 AM	18:46	6.24 pH	55.34 °F	725.63 µS/cm	0.00 mg/L	11.66 NTU	76.8 mV	8.80 ft	300.00 ml/min
2/15/2023 12:00 PM	19:46	6.22 pH	55.31 °F	726.34 µS/cm	0.01 mg/L	10.83 NTU	77.0 mV	8.80 ft	300.00 ml/min
2/15/2023 12:01 PM	20:46	6.22 pH	55.33 °F	728.16 µS/cm	0.01 mg/L	10.88 NTU	75.6 mV	8.80 ft	300.00 ml/min
2/15/2023 12:02 PM	21:46	6.21 pH	55.31 °F	729.02 µS/cm	0.03 mg/L	11.93 NTU	75.2 mV	8.80 ft	300.00 ml/min
2/15/2023 12:03 PM	22:46	6.19 pH	55.27 °F	730.11 µS/cm	0.01 mg/L	12.06 NTU	75.6 mV	8.80 ft	300.00 ml/min
2/15/2023 12:04 PM	23:46	6.18 pH	55.23 °F	733.92 µS/cm	0.00 mg/L	10.84 NTU	75.4 mV	8.80 ft	300.00 ml/min
2/15/2023 12:05 PM	24:46	6.17 pH	55.36 °F	737.16 µS/cm	0.00 mg/L	12.05 NTU	74.7 mV	8.80 ft	300.00 ml/min
2/15/2023 12:06 PM	25:46	6.11 pH	55.13 °F	737.57 µS/cm	0.00 mg/L	10.10 NTU	77.7 mV	8.80 ft	300.00 ml/min
2/15/2023 12:07 PM	26:46	6.09 pH	55.25 °F	787.70 µS/cm	0.00 mg/L	11.47 NTU	77.2 mV	8.80 ft	300.00 ml/min
2/15/2023 12:08 PM	27:46	6.05 pH	55.18 °F	878.79 µS/cm	0.00 mg/L	12.71 NTU	78.8 mV	8.80 ft	300.00 ml/min

Samples

Sample ID:	Description:

Low-Flow Test Report:

Test Date / Time: 2/15/2023 10:53:58 AM
Project: HRID 1Q2023 MW-60I
Operator Name: Kilauren Driscoll

Location Name: HRID **Well Diameter: 2 in** **Casing Type: PVC Sch. 40** **Screen Length: 10 ft** **Top of Screen: 37 ft** **Total Depth: 47.4 ft** **Initial Depth to Water: 8.88 ft**	**Pump Type: SS Proactive monsoon xl** **Tubing Type: Poly** **Pump Intake From TOC: 28 ft** **Estimated Total Volume Pumped: 6600 ml** **Flow Cell Volume: 130 ml** **Final Flow Rate: 300 ml/min** **Final Draw Down: 8.87 ft**	**Instrument Used: Aqua TROLL 500** **Serial Number: 913928**

Test Notes:
Full suite. Slightly cloudy brown, no odor

Weather Conditions:
Sunny, strong winds 60 degrees

Low-Flow Readings:

Date Time	Elapsed Time	pH	Temperature	Specific Conductivity	RDO Concentration	Turbidity	ORP	Depth to Water	Flow
		+/- 0.1	+/- 3 %	+/- 3 %	+/- 10 %	+/- 10 %	+/- 10		
2/15/2023 10:53 AM	00:00	6.80 pH	56.05 °F	700.50 µS/cm	6.81 mg/L	17.93 NTU	160.5 mV	8.88 ft	300.00 ml/min
2/15/2023 10:54 AM	01:00	6.91 pH	55.36 °F	717.10 µS/cm	5.23 mg/L	24.84 NTU	154.1 mV	8.88 ft	300.00 ml/min
2/15/2023 10:55 AM	02:00	6.85 pH	55.25 °F	721.47 µS/cm	4.63 mg/L	24.89 NTU	155.3 mV	8.88 ft	300.00 ml/min
2/15/2023 10:56 AM	03:00	6.72 pH	55.44 °F	727.91 µS/cm	2.83 mg/L	26.31 NTU	158.0 mV	8.88 ft	300.00 ml/min
2/15/2023 10:57 AM	04:00	6.68 pH	55.47 °F	730.20 µS/cm	1.35 mg/L	27.39 NTU	154.9 mV	8.88 ft	300.00 ml/min
2/15/2023 10:58 AM	05:00	6.62 pH	55.42 °F	731.01 µS/cm	0.66 mg/L	35.41 NTU	151.8 mV	8.88 ft	300.00 ml/min
2/15/2023 10:59 AM	06:00	6.56 pH	55.37 °F	731.59 µS/cm	0.30 mg/L	34.53 NTU	147.8 mV	8.88 ft	300.00 ml/min
2/15/2023 11:00 AM	07:00	6.52 pH	55.28 °F	732.87 µS/cm	0.15 mg/L	32.42 NTU	142.5 mV	8.88 ft	300.00 ml/min
2/15/2023 11:01 AM	08:00	6.48 pH	55.28 °F	740.49 µS/cm	0.10 mg/L	38.67 NTU	136.9 mV	8.88 ft	300.00 ml/min
2/15/2023 11:02 AM	09:00	6.42 pH	55.22 °F	767.29 µS/cm	0.07 mg/L	32.19 NTU	131.0 mV	8.88 ft	300.00 ml/min
2/15/2023 11:03 AM	10:00	6.40 pH	55.22 °F	793.36 µS/cm	0.05 mg/L	23.27 NTU	125.7 mV	8.88 ft	300.00 ml/min
2/15/2023 11:04 AM	11:00	6.45 pH	55.16 °F	801.89 µS/cm	0.04 mg/L	26.04 NTU	120.3 mV	8.88 ft	300.00 ml/min
2/15/2023 11:05 AM	12:00	6.35 pH	55.13 °F	804.20 µS/cm	0.02 mg/L	29.43 NTU	123.7 mV	8.88 ft	300.00 ml/min

2/15/2023 11:06 AM	13:00	6.33 pH	55.07 °F	806.64 µS/cm	0.01 mg/L	28.35 NTU	123.5 mV	8.88 ft	300.00 ml/min
2/15/2023 11:07 AM	14:00	6.28 pH	55.09 °F	810.34 µS/cm	0.00 mg/L	24.18 NTU	124.6 mV	8.88 ft	300.00 ml/min
2/15/2023 11:08 AM	15:00	6.22 pH	55.11 °F	813.04 µS/cm	0.00 mg/L	24.44 NTU	126.8 mV	8.88 ft	300.00 ml/min
2/15/2023 11:09 AM	16:00	6.21 pH	55.09 °F	814.98 µS/cm	0.00 mg/L	21.75 NTU	126.9 mV	8.88 ft	300.00 ml/min
2/15/2023 11:10 AM	17:00	6.18 pH	55.11 °F	819.17 µS/cm	0.00 mg/L	18.94 NTU	128.0 mV	8.88 ft	300.00 ml/min
2/15/2023 11:11 AM	18:00	6.14 pH	55.08 °F	821.15 µS/cm	0.00 mg/L	13.46 NTU	129.6 mV	8.88 ft	300.00 ml/min
2/15/2023 11:12 AM	19:00	6.14 pH	55.08 °F	822.78 µS/cm	0.00 mg/L	12.31 NTU	128.7 mV	8.88 ft	300.00 ml/min
2/15/2023 11:13 AM	20:00	6.09 pH	55.08 °F	822.98 µS/cm	0.00 mg/L	10.80 NTU	130.5 mV	8.88 ft	300.00 ml/min
2/15/2023 11:14 AM	21:00	6.07 pH	55.09 °F	824.67 µS/cm	0.00 mg/L	7.53 NTU	131.3 mV	8.88 ft	300.00 ml/min
2/15/2023 11:15 AM	22:00	6.04 pH	55.09 °F	823.99 µS/cm	0.00 mg/L	5.93 NTU	132.3 mV	8.88 ft	300.00 ml/min

Samples

Sample ID:	Description:

Low-Flow Test Report:

Test Date / Time: 2/13/2023 11:19:56 AM
Project: HRID 1Q2023 MW-60S
Operator Name: Kilauren Driscoll

Location Name: HRID **Well Diameter: 2 in** **Casing Type: PVC Sch. 40** **Screen Length: 10 ft** **Top of Screen: 6 ft** **Total Depth: 16.2 ft** **Initial Depth to Water: 8.8 ft**	**Pump Type: SS Proactive monsoon xl** **Tubing Type: Poly** **Pump Intake From TOC: 12 ft** **Estimated Total Volume Pumped: 5100 ml** **Flow Cell Volume: 130 ml** **Final Flow Rate: 300 ml/min** **Final Draw Down: 8.81 ft**	**Instrument Used: Aqua TROLL 500** **Serial Number: 913928**

Test Notes:
VOCs. Cloudy brown, no odor

Weather Conditions:
Sunny 45 degrees

Low-Flow Readings:

Date Time	Elapsed Time	pH	Temperature	Specific Conductivity	RDO Concentration	Turbidity	ORP	Depth to Water	Flow
		+/- 0.1	+/- 3 %	+/- 3 %	+/- 10 %	+/- 10 %	+/- 10		
2/13/2023 11:19 AM	00:00	7.02 pH	50.72 °F	682.52 µS/cm	2.58 mg/L	394.81 NTU	225.5 mV	8.80 ft	300.00 ml/min
2/13/2023 11:20 AM	01:00	7.07 pH	50.63 °F	684.62 µS/cm	0.93 mg/L	342.08 NTU	220.3 mV	8.80 ft	300.00 ml/min
2/13/2023 11:21 AM	02:00	6.99 pH	50.61 °F	685.95 µS/cm	0.48 mg/L	322.97 NTU	220.9 mV	8.80 ft	300.00 ml/min
2/13/2023 11:22 AM	03:00	6.92 pH	50.61 °F	686.51 µS/cm	0.32 mg/L	326.73 NTU	222.1 mV	8.80 ft	300.00 ml/min
2/13/2023 11:23 AM	04:00	6.85 pH	50.68 °F	686.67 µS/cm	0.23 mg/L	340.80 NTU	223.6 mV	8.80 ft	300.00 ml/min
2/13/2023 11:24 AM	05:00	6.88 pH	50.85 °F	686.51 µS/cm	0.19 mg/L	273.00 NTU	220.3 mV	8.80 ft	300.00 ml/min
2/13/2023 11:25 AM	06:00	6.79 pH	50.72 °F	687.56 µS/cm	0.16 mg/L	237.93 NTU	223.5 mV	8.80 ft	300.00 ml/min
2/13/2023 11:26 AM	07:00	6.72 pH	50.75 °F	688.45 µS/cm	0.13 mg/L	176.62 NTU	225.1 mV	8.80 ft	300.00 ml/min
2/13/2023 11:27 AM	08:00	6.70 pH	50.80 °F	688.18 µS/cm	0.11 mg/L	145.47 NTU	225.3 mV	8.80 ft	300.00 ml/min
2/13/2023 11:28 AM	09:00	6.68 pH	50.79 °F	689.56 µS/cm	0.09 mg/L	110.24 NTU	225.3 mV	8.80 ft	300.00 ml/min
2/13/2023 11:29 AM	10:00	6.69 pH	50.87 °F	689.49 µS/cm	0.08 mg/L	77.98 NTU	223.6 mV	8.80 ft	300.00 ml/min
2/13/2023 11:30 AM	11:00	6.62 pH	50.84 °F	690.28 µS/cm	0.07 mg/L	53.69 NTU	225.9 mV	8.80 ft	300.00 ml/min
2/13/2023 11:31 AM	12:00	6.67 pH	50.87 °F	690.91 µS/cm	0.06 mg/L	41.06 NTU	222.6 mV	8.80 ft	300.00 ml/min

2/13/2023 11:32 AM	13:00	6.63 pH	50.89 °F	691.79 µS/cm	0.06 mg/L	31.62 NTU	224.2 mV	8.80 ft	300.00 ml/min
2/13/2023 11:33 AM	14:00	6.61 pH	50.87 °F	691.45 µS/cm	0.06 mg/L	24.61 NTU	224.3 mV	8.80 ft	300.00 ml/min
2/13/2023 11:34 AM	15:00	6.59 pH	50.82 °F	691.94 µS/cm	0.07 mg/L	18.95 NTU	223.8 mV	8.80 ft	300.00 ml/min
2/13/2023 11:35 AM	16:00	6.57 pH	50.83 °F	692.32 µS/cm	0.07 mg/L	16.76 NTU	225.1 mV	8.80 ft	300.00 ml/min
2/13/2023 11:36 AM	17:00	6.60 pH	50.85 °F	692.42 µS/cm	0.08 mg/L	14.59 NTU	222.7 mV	8.80 ft	300.00 ml/min

Samples

Sample ID:	Description:

Low-Flow Test Report:

Test Date / Time: 2/10/2023 2:34:30 PM
Project: HRID 1Q2023 MW-61D
Operator Name: Kilauren Driscoll

Location Name: HRID **Well Diameter: 2 in** **Casing Type: PVC Sch. 40** **Screen Length: 10 ft** **Top of Screen: 75 ft** **Total Depth: 84.75 ft** **Initial Depth to Water: 9.21 ft**	**Pump Type: Mega typhoon pro SS** **Tubing Type: Poly** **Pump Intake From TOC: 48 ft** **Estimated Total Volume Pumped: 4200 ml** **Flow Cell Volume: 130 ml** **Final Flow Rate: 300 ml/min** **Final Draw Down: 9.25 ft**	**Instrument Used: Aqua TROLL 500** **Serial Number: 913928**

Test Notes:
VOCs. Slight dark hue, slight sulfur like odor

Weather Conditions:
Overcast 37 degrees

Low-Flow Readings:

Date Time	Elapsed Time	pH	Temperature	Specific Conductivity	RDO Concentration	Turbidity	ORP	Depth to Water	Flow
		+/- 0.1	+/- 3 %	+/- 3 %	+/- 10 %	+/- 10 %	+/- 10		
2/10/2023 2:34 PM	00:00	5.77 pH	50.22 °F	823.95 µS/cm	6.28 mg/L	7.82 NTU	70.7 mV	9.21 ft	300.00 ml/min
2/10/2023 2:35 PM	01:00	5.72 pH	51.52 °F	817.97 µS/cm	2.30 mg/L	7.03 NTU	72.1 mV	9.21 ft	300.00 ml/min
2/10/2023 2:36 PM	02:00	5.73 pH	52.22 °F	817.74 µS/cm	1.05 mg/L	8.85 NTU	70.9 mV	9.21 ft	300.00 ml/min
2/10/2023 2:37 PM	03:00	5.78 pH	52.73 °F	816.62 µS/cm	0.49 mg/L	9.46 NTU	67.6 mV	9.21 ft	300.00 ml/min
2/10/2023 2:38 PM	04:00	5.91 pH	52.72 °F	816.09 µS/cm	0.29 mg/L	10.06 NTU	60.4 mV	9.21 ft	300.00 ml/min
2/10/2023 2:39 PM	05:00	6.06 pH	52.74 °F	815.90 µS/cm	0.19 mg/L	9.92 NTU	51.9 mV	9.21 ft	300.00 ml/min
2/10/2023 2:40 PM	06:00	6.25 pH	52.61 °F	815.45 µS/cm	0.14 mg/L	8.89 NTU	41.8 mV	9.21 ft	300.00 ml/min
2/10/2023 2:41 PM	07:00	6.37 pH	52.80 °F	816.44 µS/cm	0.12 mg/L	10.67 NTU	34.8 mV	9.21 ft	300.00 ml/min
2/10/2023 2:42 PM	08:00	6.44 pH	53.15 °F	816.57 µS/cm	0.07 mg/L	12.09 NTU	30.7 mV	9.21 ft	300.00 ml/min
2/10/2023 2:43 PM	09:00	6.51 pH	53.33 °F	817.01 µS/cm	0.05 mg/L	12.97 NTU	26.8 mV	9.21 ft	300.00 ml/min
2/10/2023 2:44 PM	10:00	6.56 pH	53.36 °F	816.97 µS/cm	0.04 mg/L	13.25 NTU	23.8 mV	9.21 ft	300.00 ml/min
2/10/2023 2:45 PM	11:00	6.63 pH	53.25 °F	817.96 µS/cm	0.02 mg/L	13.03 NTU	19.9 mV	9.21 ft	300.00 ml/min
2/10/2023 2:46 PM	12:00	6.66 pH	53.22 °F	818.82 µS/cm	0.02 mg/L	11.70 NTU	17.8 mV	9.21 ft	300.00 ml/min

2/10/2023 2:47 PM	13:00	6.68 pH	53.30 °F	819.79 µS/cm	0.01 mg/L	11.11 NTU	16.9 mV	9.21 ft	300.00 ml/min
2/10/2023 2:48 PM	14:00	6.70 pH	53.26 °F	821.44 µS/cm	0.01 mg/L	12.15 NTU	15.4 mV	9.21 ft	300.00 ml/min

Samples

Sample ID:	Description:

Low-Flow Test Report:

Test Date / Time: 2/13/2023 10:37:28 AM
Project: HRID 1Q2023 MW-61I
Operator Name: Kilauren Driscoll

Location Name: HRID **Well Diameter: 2 in** **Casing Type: PVC Sch. 40** **Screen Length: 10 ft** **Top of Screen: 38 ft** **Total Depth: 47.25 ft** **Initial Depth to Water: 9.28 ft**	**Pump Type: Proactive SS Monsoon XL** **Tubing Type: Poly** **Pump Intake From TOC: 28 ft** **Estimated Total Volume Pumped: 5100 ml** **Flow Cell Volume: 130 ml** **Final Flow Rate: 300 ml/min** **Final Draw Down: 9.28 ft**	**Instrument Used: Aqua TROLL 500** **Serial Number: 913928**

Test Notes:
VOCs. Slightly cloudy. Quick stabilization, issue with pump.

Weather Conditions:
Sunny 45 degrees

Low-Flow Readings:

Date Time	Elapsed Time	pH	Temperature	Specific Conductivity	RDO Concentration	Turbidity	ORP	Depth to Water	Flow
		+/- 0.1	+/- 3 %	+/- 3 %	+/- 10 %	+/- 10 %	+/- 10		
2/13/2023 10:37 AM	00:00	7.25 pH	51.98 °F	685.99 µS/cm	8.15 mg/L	9.79 NTU	272.4 mV	9.28 ft	300.00 ml/min
2/13/2023 10:38 AM	01:00	7.14 pH	53.62 °F	670.47 µS/cm	6.44 mg/L	17.99 NTU	256.9 mV	9.28 ft	300.00 ml/min
2/13/2023 10:39 AM	02:00	7.03 pH	54.08 °F	667.72 µS/cm	5.84 mg/L	28.53 NTU	251.9 mV	9.28 ft	300.00 ml/min
2/13/2023 10:40 AM	03:00	6.99 pH	54.84 °F	668.00 µS/cm	4.81 mg/L	31.00 NTU	246.4 mV	9.28 ft	300.00 ml/min
2/13/2023 10:41 AM	04:00	6.91 pH	55.06 °F	669.38 µS/cm	3.15 mg/L	28.54 NTU	242.9 mV	9.28 ft	300.00 ml/min
2/13/2023 10:42 AM	05:00	6.94 pH	55.14 °F	670.08 µS/cm	1.98 mg/L	30.04 NTU	237.3 mV	9.28 ft	300.00 ml/min
2/13/2023 10:43 AM	06:00	6.85 pH	54.73 °F	668.61 µS/cm	1.63 mg/L	32.09 NTU	239.9 mV	9.28 ft	300.00 ml/min
2/13/2023 10:44 AM	07:00	6.95 pH	54.54 °F	667.94 µS/cm	1.51 mg/L	32.06 NTU	233.3 mV	9.28 ft	300.00 ml/min
2/13/2023 10:45 AM	08:00	6.89 pH	54.46 °F	668.93 µS/cm	2.00 mg/L	28.07 NTU	233.1 mV	9.28 ft	300.00 ml/min
2/13/2023 10:46 AM	09:00	6.93 pH	55.22 °F	669.97 µS/cm	1.52 mg/L	31.44 NTU	228.3 mV	9.28 ft	300.00 ml/min
2/13/2023 10:47 AM	10:00	6.85 pH	55.49 °F	671.21 µS/cm	1.33 mg/L	39.96 NTU	230.4 mV	9.28 ft	300.00 ml/min
2/13/2023 10:48 AM	11:00	6.79 pH	55.40 °F	671.58 µS/cm	1.24 mg/L	39.41 NTU	232.7 mV	9.28 ft	300.00 ml/min
2/13/2023 10:49 AM	12:00	6.73 pH	55.40 °F	753.01 µS/cm	0.77 mg/L	68.75 NTU	230.9 mV	9.28 ft	300.00 ml/min

2/13/2023 10:50 AM	13:00	6.78 pH	55.24 °F	779.27 µS/cm	0.21 mg/L	74.27 NTU	226.3 mV	9.28 ft	300.00 ml/min
2/13/2023 10:51 AM	14:00	6.73 pH	55.36 °F	785.92 µS/cm	0.12 mg/L	93.67 NTU	228.0 mV	9.28 ft	300.00 ml/min
2/13/2023 10:52 AM	15:00	6.65 pH	55.41 °F	788.04 µS/cm	0.09 mg/L	88.27 NTU	232.0 mV	9.28 ft	300.00 ml/min
2/13/2023 10:53 AM	16:00	6.74 pH	55.79 °F	789.28 µS/cm	0.07 mg/L	77.52 NTU	225.8 mV	9.28 ft	300.00 ml/min
2/13/2023 10:54 AM	17:00	6.69 pH	55.44 °F	789.83 µS/cm	0.06 mg/L	83.41 NTU	228.8 mV	9.28 ft	300.00 ml/min

Samples

Sample ID:	Description:

Low-Flow Test Report:

Test Date / Time: 2/10/2023 12:12:45 PM
Project: HRID 1Q2023 MW-62D
Operator Name: Kilauren Driscoll

Location Name: HRID **Well Diameter: 2 in** **Casing Type: PVC Sch. 40** **Screen Length: 10 ft** **Top of Screen: 60 ft** **Total Depth: 69.05 ft** **Initial Depth to Water: 6.2 ft**	**Pump Type: Mega typhoon pro SS** **Tubing Type: Poly** **Pump Intake From TOC: 38 ft** **Estimated Total Volume Pumped: 4200 ml** **Flow Cell Volume: 130 ml** **Final Flow Rate: 300 ml/min** **Final Draw Down: 6.2 ft**	**Instrument Used: Aqua TROLL 500** **Serial Number: 913928**

Test Notes:
VOCs. Slight dark hue. Sulfur like odor

Weather Conditions:
Overcast 37 degrees

Low-Flow Readings:

Date Time	Elapsed Time	pH	Temperature	Specific Conductivity	RDO Concentration	Turbidity	ORP	Depth to Water	Flow
		+/- 0.1	+/- 3 %	+/- 3 %	+/- 10 %	+/- 10 %	+/- 10		
2/10/2023 12:12 PM	00:00	5.90 pH	51.04 °F	841.76 µS/cm	4.95 mg/L	9.51 NTU	86.2 mV	6.20 ft	300.00 ml/min
2/10/2023 12:13 PM	01:00	5.89 pH	52.19 °F	837.47 µS/cm	1.44 mg/L	10.01 NTU	85.8 mV	6.20 ft	300.00 ml/min
2/10/2023 12:14 PM	02:00	5.98 pH	52.80 °F	836.50 µS/cm	0.49 mg/L	9.41 NTU	79.1 mV	6.20 ft	300.00 ml/min
2/10/2023 12:15 PM	03:00	6.17 pH	53.13 °F	835.47 µS/cm	0.22 mg/L	10.92 NTU	67.4 mV	6.20 ft	300.00 ml/min
2/10/2023 12:16 PM	04:00	6.44 pH	53.38 °F	836.40 µS/cm	0.13 mg/L	11.73 NTU	50.9 mV	6.20 ft	300.00 ml/min
2/10/2023 12:17 PM	05:00	6.65 pH	53.37 °F	836.86 µS/cm	0.09 mg/L	12.25 NTU	38.4 mV	6.20 ft	300.00 ml/min
2/10/2023 12:18 PM	06:00	6.75 pH	53.48 °F	838.54 µS/cm	0.07 mg/L	14.83 NTU	32.1 mV	6.20 ft	300.00 ml/min
2/10/2023 12:19 PM	07:00	6.79 pH	53.71 °F	842.56 µS/cm	0.05 mg/L	13.86 NTU	28.2 mV	6.20 ft	300.00 ml/min
2/10/2023 12:20 PM	08:00	6.81 pH	53.85 °F	848.87 µS/cm	0.04 mg/L	14.83 NTU	25.4 mV	6.20 ft	300.00 ml/min
2/10/2023 12:21 PM	09:00	6.82 pH	53.89 °F	855.76 µS/cm	0.02 mg/L	13.45 NTU	22.5 mV	6.20 ft	300.00 ml/min
2/10/2023 12:22 PM	10:00	6.84 pH	53.66 °F	859.78 µS/cm	0.01 mg/L	14.90 NTU	18.8 mV	6.20 ft	300.00 ml/min
2/10/2023 12:23 PM	11:00	6.85 pH	53.57 °F	861.98 µS/cm	0.01 mg/L	13.78 NTU	15.7 mV	6.20 ft	300.00 ml/min
2/10/2023 12:24 PM	12:00	6.85 pH	53.66 °F	864.25 µS/cm	0.01 mg/L	14.46 NTU	13.9 mV	6.20 ft	300.00 ml/min

2/10/2023 12:25 PM	13:00	6.85 pH	53.78 °F	866.33 µS/cm	0.00 mg/L	15.63 NTU	11.4 mV	6.20 ft	300.00 ml/min
2/10/2023 12:26 PM	14:00	6.88 pH	53.75 °F	867.68 µS/cm	0.00 mg/L	17.16 NTU	8.2 mV	6.20 ft	300.00 ml/min

Samples

Sample ID:	Description:

Created using VuSitu from In-Situ, Inc.

Low-Flow Test Report:

Test Date / Time: 2/10/2023 12:41:33 PM
Project: HRID 1Q2023 MW-62I
Operator Name: Kilauren Driscoll

Location Name: HRID **Well Diameter: 2 in** **Casing Type: PVC Sch. 40** **Screen Length: 10 ft** **Top of Screen: 37 ft** **Total Depth: 47.3 ft** **Initial Depth to Water: 6.04 ft**	**Pump Type: Mega typhoon pro SS** **Tubing Type: Poly** **Pump Intake From TOC: 26 ft** **Estimated Total Volume Pumped: 4200 ml** **Flow Cell Volume: 130 ml** **Final Flow Rate: 300 ml/min** **Final Draw Down: 6.05 ft**	**Instrument Used: Aqua TROLL 500** **Serial Number: 913928**

Test Notes:
VOCs. Dark hue, sulfur like odor

Weather Conditions:
Overcast 37 degrees

Low-Flow Readings:

Date Time	Elapsed Time	pH	Temperature	Specific Conductivity	RDO Concentration	Turbidity	ORP	Depth to Water	Flow
		+/- 0.1	+/- 3 %	+/- 3 %	+/- 10 %	+/- 10 %	+/- 10		
2/10/2023 12:41 PM	00:00	6.39 pH	47.70 °F	839.97 µS/cm	8.08 mg/L	10.66 NTU	31.7 mV	6.04 ft	300.00 ml/min
2/10/2023 12:42 PM	01:00	6.12 pH	52.60 °F	850.34 µS/cm	1.50 mg/L	21.44 NTU	47.7 mV	6.04 ft	300.00 ml/min
2/10/2023 12:43 PM	02:00	6.16 pH	53.41 °F	847.08 µS/cm	0.26 mg/L	27.92 NTU	43.9 mV	6.04 ft	300.00 ml/min
2/10/2023 12:44 PM	03:00	6.38 pH	53.72 °F	845.90 µS/cm	0.08 mg/L	26.88 NTU	30.4 mV	6.04 ft	300.00 ml/min
2/10/2023 12:45 PM	04:00	6.62 pH	53.95 °F	846.33 µS/cm	0.04 mg/L	26.87 NTU	15.4 mV	6.04 ft	300.00 ml/min
2/10/2023 12:46 PM	05:00	6.80 pH	53.95 °F	845.82 µS/cm	0.02 mg/L	27.47 NTU	4.3 mV	6.04 ft	300.00 ml/min
2/10/2023 12:47 PM	06:00	6.89 pH	53.83 °F	846.01 µS/cm	0.01 mg/L	27.01 NTU	-1.6 mV	6.04 ft	300.00 ml/min
2/10/2023 12:48 PM	07:00	6.94 pH	53.75 °F	846.62 µS/cm	0.00 mg/L	26.14 NTU	-6.0 mV	6.04 ft	300.00 ml/min
2/10/2023 12:49 PM	08:00	6.96 pH	53.75 °F	847.28 µS/cm	0.00 mg/L	25.94 NTU	-8.5 mV	6.04 ft	300.00 ml/min
2/10/2023 12:50 PM	09:00	6.98 pH	53.83 °F	847.26 µS/cm	0.00 mg/L	28.44 NTU	-11.5 mV	6.04 ft	300.00 ml/min
2/10/2023 12:51 PM	10:00	7.00 pH	53.88 °F	848.11 µS/cm	0.00 mg/L	25.83 NTU	-14.1 mV	6.04 ft	300.00 ml/min
2/10/2023 12:52 PM	11:00	7.01 pH	54.00 °F	848.85 µS/cm	0.00 mg/L	28.34 NTU	-17.3 mV	6.04 ft	300.00 ml/min
2/10/2023 12:53 PM	12:00	7.02 pH	54.01 °F	850.20 µS/cm	0.00 mg/L	31.80 NTU	-19.7 mV	6.04 ft	300.00 ml/min

2/10/2023 12:54 PM	13:00	6.99 pH	54.17 °F	855.91 µS/cm	0.00 mg/L	32.62 NTU	-21.4 mV	6.04 ft	300.00 ml/min
2/10/2023 12:55 PM	14:00	7.01 pH	54.13 °F	865.62 µS/cm	0.00 mg/L	34.20 NTU	-25.3 mV	6.04 ft	300.00 ml/min

Samples

Sample ID:	Description:

Created using VuSitu from In-Situ, Inc.

Low-Flow Test Report:

Test Date / Time: 2/10/2023 1:23:59 PM
Project: HRID 1Q2023 MW-63D
Operator Name: Kilauren Driscoll

Location Name: HRID **Well Diameter: 2 in** **Casing Type: PVC Sch. 40** **Screen Length: 10 ft** **Top of Screen: 90 ft** **Total Depth: 100 ft** **Initial Depth to Water: 6.82 ft**	**Pump Type: Mega typhoon pro SS** **Tubing Type: Poly** **Pump Intake From TOC: 53 ft** **Estimated Total Volume Pumped: 4200 ml** **Flow Cell Volume: 130 ml** **Final Flow Rate: 300 ml/min** **Final Draw Down: 6.83 ft**	**Instrument Used: Aqua TROLL 500** **Serial Number: 913928**

Test Notes:
VOCs. Clear no odor

Weather Conditions:
Overcast 37 degrees

Low-Flow Readings:

Date Time	Elapsed Time	pH	Temperature	Specific Conductivity	RDO Concentration	Turbidity	ORP	Depth to Water	Flow
		+/- 0.1	+/- 3 %	+/- 3 %	+/- 10 %	+/- 10 %	+/- 10		
2/10/2023 1:23 PM	00:00	5.95 pH	50.73 °F	605.48 µS/cm	6.61 mg/L	7.65 NTU	38.3 mV	6.82 ft	300.00 ml/min
2/10/2023 1:24 PM	01:00	5.92 pH	51.77 °F	602.91 µS/cm	1.54 mg/L	5.27 NTU	41.8 mV	6.82 ft	300.00 ml/min
2/10/2023 1:25 PM	02:00	5.97 pH	52.18 °F	602.47 µS/cm	0.50 mg/L	4.95 NTU	39.5 mV	6.82 ft	300.00 ml/min
2/10/2023 1:26 PM	03:00	6.07 pH	52.32 °F	602.61 µS/cm	0.23 mg/L	3.26 NTU	34.6 mV	6.82 ft	300.00 ml/min
2/10/2023 1:27 PM	04:00	6.28 pH	51.63 °F	601.23 µS/cm	0.19 mg/L	3.55 NTU	23.6 mV	6.82 ft	300.00 ml/min
2/10/2023 1:28 PM	05:00	6.49 pH	51.16 °F	601.52 µS/cm	0.17 mg/L	3.14 NTU	12.3 mV	6.82 ft	300.00 ml/min
2/10/2023 1:29 PM	06:00	6.64 pH	50.62 °F	600.73 µS/cm	0.16 mg/L	3.67 NTU	4.4 mV	6.82 ft	300.00 ml/min
2/10/2023 1:30 PM	07:00	6.65 pH	50.64 °F	602.28 µS/cm	0.14 mg/L	4.17 NTU	3.8 mV	6.82 ft	300.00 ml/min
2/10/2023 1:31 PM	08:00	6.71 pH	50.56 °F	602.43 µS/cm	0.13 mg/L	3.70 NTU	0.7 mV	6.82 ft	300.00 ml/min
2/10/2023 1:32 PM	09:00	6.72 pH	50.66 °F	602.74 µS/cm	0.12 mg/L	3.73 NTU	0.2 mV	6.82 ft	300.00 ml/min
2/10/2023 1:33 PM	10:00	6.77 pH	50.50 °F	601.75 µS/cm	0.11 mg/L	3.34 NTU	-2.0 mV	6.82 ft	300.00 ml/min
2/10/2023 1:34 PM	11:00	6.79 pH	50.32 °F	602.31 µS/cm	0.11 mg/L	2.96 NTU	-3.3 mV	6.82 ft	300.00 ml/min
2/10/2023 1:35 PM	12:00	6.78 pH	50.36 °F	602.55 µS/cm	0.10 mg/L	3.99 NTU	-2.3 mV	6.82 ft	300.00 ml/min

2/10/2023 1:36 PM	13:00	6.78 pH	50.51 °F	603.07 µS/cm	0.09 mg/L	2.50 NTU	-2.2 mV	6.82 ft	300.00 ml/min
2/10/2023 1:37 PM	14:00	6.80 pH	50.46 °F	603.13 µS/cm	0.09 mg/L	3.37 NTU	-3.3 mV	6.82 ft	300.00 ml/min

Samples

Sample ID:	Description:

Low-Flow Test Report:

Test Date / Time: 2/10/2023 1:53:03 PM
Project: HRID 1Q2023 MW-63I
Operator Name: Kilauren Driscoll

Location Name: HRID **Well Diameter: 2 in** **Casing Type: PVC Sch. 40** **Screen Length: 10 ft** **Top of Screen: 47 ft** **Total Depth: 56.95 ft** **Initial Depth to Water: 6.81 ft**	**Pump Type: Mega typhoon pro SS** **Tubing Type: Poly** **Pump Intake From TOC: 32 ft** **Estimated Total Volume Pumped: 4200 ml** **Flow Cell Volume: 130 ml** **Final Flow Rate: 300 ml/min** **Final Draw Down: 6.81 ft**	**Instrument Used: Aqua TROLL 500** **Serial Number: 913928**

Test Notes:
VOCs . Murky no odor

Weather Conditions:
Overcast 37 degrees

Low-Flow Readings:

Date Time	Elapsed Time	pH	Temperature	Specific Conductivity	RDO Concentration	Turbidity	ORP	Depth to Water	Flow
		+/- 0.1	+/- 3 %	+/- 3 %	+/- 10 %	+/- 10 %	+/- 10		
2/10/2023 1:53 PM	00:00	6.25 pH	46.87 °F	750.48 µS/cm	9.62 mg/L	28.14 NTU	29.3 mV	6.81 ft	300.00 ml/min
2/10/2023 1:54 PM	01:00	5.94 pH	51.99 °F	754.13 µS/cm	3.58 mg/L	41.39 NTU	43.7 mV	6.81 ft	300.00 ml/min
2/10/2023 1:55 PM	02:00	5.91 pH	52.81 °F	753.32 µS/cm	1.04 mg/L	36.42 NTU	44.2 mV	6.81 ft	300.00 ml/min
2/10/2023 1:56 PM	03:00	6.00 pH	53.05 °F	752.41 µS/cm	0.36 mg/L	40.94 NTU	39.0 mV	6.81 ft	300.00 ml/min
2/10/2023 1:57 PM	04:00	6.16 pH	53.26 °F	751.61 µS/cm	0.17 mg/L	40.58 NTU	30.1 mV	6.81 ft	300.00 ml/min
2/10/2023 1:58 PM	05:00	6.35 pH	53.37 °F	751.94 µS/cm	0.10 mg/L	38.75 NTU	19.6 mV	6.81 ft	300.00 ml/min
2/10/2023 1:59 PM	06:00	6.50 pH	53.33 °F	752.13 µS/cm	0.07 mg/L	43.24 NTU	12.0 mV	6.81 ft	300.00 ml/min
2/10/2023 2:00 PM	07:00	6.58 pH	53.32 °F	752.47 µS/cm	0.05 mg/L	47.16 NTU	8.2 mV	6.81 ft	300.00 ml/min
2/10/2023 2:01 PM	08:00	6.61 pH	53.46 °F	752.93 µS/cm	0.03 mg/L	52.55 NTU	6.7 mV	6.81 ft	300.00 ml/min
2/10/2023 2:02 PM	09:00	6.66 pH	53.41 °F	752.97 µS/cm	0.02 mg/L	49.49 NTU	4.4 mV	6.81 ft	300.00 ml/min
2/10/2023 2:03 PM	10:00	6.68 pH	53.41 °F	753.25 µS/cm	0.01 mg/L	60.98 NTU	3.6 mV	6.81 ft	300.00 ml/min
2/10/2023 2:04 PM	11:00	6.69 pH	53.44 °F	753.68 µS/cm	0.01 mg/L	59.20 NTU	4.0 mV	6.81 ft	300.00 ml/min
2/10/2023 2:05 PM	12:00	6.69 pH	53.52 °F	754.38 µS/cm	0.01 mg/L	56.54 NTU	4.3 mV	6.81 ft	300.00 ml/min

2/10/2023 2:06 PM	13:00	6.68 pH	53.64 °F	756.87 µS/cm	0.00 mg/L	61.79 NTU	5.4 mV	6.81 ft	300.00 ml/min
2/10/2023 2:07 PM	14:00	6.67 pH	53.60 °F	761.64 µS/cm	0.00 mg/L	63.48 NTU	5.9 mV	6.81 ft	300.00 ml/min

Samples

Sample ID:	Description:

Low-Flow Test Report:

Test Date / Time: 2/10/2023 11:28:51 AM
Project: HRID 1Q2023 MW-64D
Operator Name: Kilauren Driscoll

Location Name: HRID **Well Diameter: 2 in** **Casing Type: PVC Sch. 40** **Screen Length: 10 ft** **Top of Screen: 83 ft** **Total Depth: 93.91 ft** **Initial Depth to Water: 7.59 ft**	**Pump Type: Mega typhoon pro SS** **Tubing Type: Poly** **Pump Intake From TOC: 50 ft** **Estimated Total Volume Pumped: 5400 ml** **Flow Cell Volume: 130 ml** **Final Flow Rate: 300 ml/min** **Final Draw Down: 8.16 ft**	**Instrument Used: Aqua TROLL 500** **Serial Number: 913928**

Test Notes:
VOCs. Clear no odor

Weather Conditions:
Overcast 37 degrees

Low-Flow Readings:

Date Time	Elapsed Time	pH	Temperature	Specific Conductivity	RDO Concentration	Turbidity	ORP	Depth to Water	Flow
		+/- 0.1	+/- 3 %	+/- 3 %	+/- 10 %	+/- 10 %	+/- 10		
2/10/2023 11:28 AM	00:00	5.48 pH	52.01 °F	617.82 µS/cm	3.71 mg/L	8.92 NTU	113.3 mV	7.59 ft	300.00 ml/min
2/10/2023 11:29 AM	01:00	5.53 pH	52.99 °F	612.97 µS/cm	0.85 mg/L	16.85 NTU	111.6 mV	7.59 ft	300.00 ml/min
2/10/2023 11:30 AM	02:00	5.63 pH	53.20 °F	612.42 µS/cm	0.22 mg/L	14.20 NTU	105.6 mV	7.59 ft	300.00 ml/min
2/10/2023 11:31 AM	03:00	5.79 pH	53.11 °F	612.56 µS/cm	0.12 mg/L	16.21 NTU	96.4 mV	7.59 ft	300.00 ml/min
2/10/2023 11:32 AM	04:00	6.00 pH	52.99 °F	611.71 µS/cm	0.11 mg/L	15.97 NTU	84.3 mV	7.59 ft	300.00 ml/min
2/10/2023 11:33 AM	05:00	6.20 pH	52.98 °F	611.99 µS/cm	0.07 mg/L	14.31 NTU	72.8 mV	7.59 ft	300.00 ml/min
2/10/2023 11:34 AM	06:00	6.39 pH	52.93 °F	611.81 µS/cm	0.06 mg/L	14.81 NTU	61.4 mV	7.59 ft	300.00 ml/min
2/10/2023 11:35 AM	07:00	6.53 pH	52.87 °F	611.95 µS/cm	0.06 mg/L	15.17 NTU	53.0 mV	7.59 ft	300.00 ml/min
2/10/2023 11:36 AM	08:00	6.62 pH	53.11 °F	612.55 µS/cm	0.06 mg/L	14.21 NTU	47.4 mV	7.59 ft	300.00 ml/min
2/10/2023 11:37 AM	09:00	6.68 pH	53.15 °F	612.51 µS/cm	0.07 mg/L	14.65 NTU	43.4 mV	7.59 ft	300.00 ml/min
2/10/2023 11:38 AM	10:00	6.75 pH	53.16 °F	612.63 µS/cm	0.03 mg/L	20.98 NTU	38.8 mV	7.59 ft	300.00 ml/min
2/10/2023 11:39 AM	11:00	6.79 pH	53.27 °F	612.51 µS/cm	0.02 mg/L	18.22 NTU	36.1 mV	7.59 ft	300.00 ml/min
2/10/2023 11:40 AM	12:00	6.83 pH	53.18 °F	612.78 µS/cm	0.02 mg/L	17.68 NTU	33.2 mV	7.59 ft	300.00 ml/min

2/10/2023 11:41 AM	13:00	6.85 pH	53.08 °F	612.47 µS/cm	0.02 mg/L	16.41 NTU	31.5 mV	7.59 ft	300.00 ml/min
2/10/2023 11:42 AM	14:00	6.86 pH	53.35 °F	612.86 µS/cm	0.02 mg/L	18.39 NTU	30.2 mV	7.59 ft	300.00 ml/min
2/10/2023 11:43 AM	15:00	6.88 pH	53.26 °F	612.22 µS/cm	0.01 mg/L	17.38 NTU	28.5 mV	7.59 ft	300.00 ml/min
2/10/2023 11:44 AM	16:00	6.89 pH	53.17 °F	612.86 µS/cm	0.02 mg/L	20.57 NTU	27.4 mV	7.59 ft	300.00 ml/min
2/10/2023 11:45 AM	17:00	6.91 pH	53.36 °F	612.89 µS/cm	0.01 mg/L	16.93 NTU	26.0 mV	7.59 ft	300.00 ml/min
2/10/2023 11:46 AM	18:00	6.90 pH	53.31 °F	612.88 µS/cm	0.01 mg/L	19.44 NTU	25.4 mV	7.59 ft	300.00 ml/min

Samples

Sample ID:	Description:

Low-Flow Test Report:

Test Date / Time: 2/10/2023 10:57:39 AM
Project: HRID 1Q2023 MW-64I
Operator Name: Kilauren Driscoll

Location Name: HRID **Well Diameter: 2 in** **Casing Type: PVC Sch. 40** **Screen Length: 10 ft** **Top of Screen: 47 ft** **Total Depth: 57.45 ft** **Initial Depth to Water: 7.71 ft**	**Pump Type: Mega typhoon pro SS** **Tubing Type: Poly** **Pump Intake From TOC: 32 ft** **Estimated Total Volume Pumped: 3900 ml** **Flow Cell Volume: 130 ml** **Final Flow Rate: 300 ml/min** **Final Draw Down: 7.73 ft**	**Instrument Used: Aqua TROLL 500** **Serial Number: 913928**

Test Notes:
VOCs. Clear no odor

Weather Conditions:
Overcast 37 degrees

Low-Flow Readings:

Date Time	Elapsed Time	pH	Temperature	Specific Conductivity	RDO Concentration	Turbidity	ORP	Depth to Water	Flow
		+/- 0.1	+/- 3 %	+/- 3 %	+/- 10 %	+/- 10 %	+/- 10		
2/10/2023 10:57 AM	00:00	5.60 pH	47.42 °F	616.19 µS/cm	8.98 mg/L	15.67 NTU	105.0 mV	7.71 ft	300.00 ml/min
2/10/2023 10:58 AM	01:00	5.39 pH	52.52 °F	710.28 µS/cm	3.23 mg/L	32.42 NTU	111.7 mV	7.71 ft	300.00 ml/min
2/10/2023 10:59 AM	02:00	5.40 pH	53.25 °F	712.21 µS/cm	0.84 mg/L	30.25 NTU	110.2 mV	7.71 ft	300.00 ml/min
2/10/2023 11:00 AM	03:00	5.48 pH	53.45 °F	712.30 µS/cm	0.29 mg/L	24.15 NTU	104.8 mV	7.71 ft	300.00 ml/min
2/10/2023 11:01 AM	04:00	5.60 pH	53.54 °F	713.77 µS/cm	0.15 mg/L	20.58 NTU	97.0 mV	7.71 ft	300.00 ml/min
2/10/2023 11:02 AM	05:00	5.80 pH	53.56 °F	714.32 µS/cm	0.09 mg/L	20.31 NTU	85.4 mV	7.71 ft	300.00 ml/min
2/10/2023 11:03 AM	06:00	6.03 pH	53.64 °F	714.24 µS/cm	0.07 mg/L	20.06 NTU	72.1 mV	7.71 ft	300.00 ml/min
2/10/2023 11:04 AM	07:00	6.26 pH	53.46 °F	714.18 µS/cm	0.05 mg/L	20.50 NTU	59.0 mV	7.71 ft	300.00 ml/min
2/10/2023 11:05 AM	08:00	6.37 pH	53.39 °F	715.05 µS/cm	0.04 mg/L	21.84 NTU	52.0 mV	7.71 ft	300.00 ml/min
2/10/2023 11:06 AM	09:00	6.43 pH	53.48 °F	713.32 µS/cm	0.03 mg/L	20.77 NTU	48.4 mV	7.71 ft	300.00 ml/min
2/10/2023 11:07 AM	10:00	6.48 pH	53.38 °F	712.92 µS/cm	0.03 mg/L	20.97 NTU	45.6 mV	7.71 ft	300.00 ml/min
2/10/2023 11:08 AM	11:00	6.49 pH	53.59 °F	714.44 µS/cm	0.03 mg/L	21.47 NTU	45.2 mV	7.71 ft	300.00 ml/min
2/10/2023 11:09 AM	12:00	6.52 pH	53.68 °F	714.25 µS/cm	0.03 mg/L	23.19 NTU	43.1 mV	7.71 ft	300.00 ml/min

2/10/2023 11:10 AM	13:00	6.55 pH	53.61 °F	714.46 µS/cm	0.01 mg/L	22.20 NTU	41.3 mV	7.71 ft	300.00 ml/min

Samples

Sample ID:	Description:

Created using VuSitu from In-Situ, Inc.

APPENDIX D

1Q2023 LABORATORY ANALYTICAL REPORTS

Pace Analytical Services, LLC
7726 Moller Road
Indianapolis, IN 46268
(317)228-3100

February 16, 2023

Mr. James Cody
Patriot Engineering
6150 E 75th St
Indianapolis, IN 46250

RE: Project: HRID 1Q2023
Pace Project No.: 50337251

Dear Mr. Cody:

Enclosed are the analytical results for sample(s) received by the laboratory on February 10, 2023. The results relate only to the samples included in this report. Results reported herein conform to the applicable TNI/NELAC Standards and the laboratory's Quality Manual, where applicable, unless otherwise noted in the body of the report.

The test results provided in this final report were generated by each of the following laboratories within the Pace Network:

- Pace Analytical Services - Indianapolis

If you have any questions concerning this report, please feel free to contact me.

Sincerely,

Tina Sayer

Tina Sayer
tina.sayer@pacelabs.com
(317)228-3100
Project Manager

Enclosures

This report shall not be reproduced, except in full,
without the written consent of Pace Analytical Services, LLC.

Pace Analytical Services, LLC
7726 Moller Road
Indianapolis, IN 46268
(317)228-3100

CERTIFICATIONS

Project: HRID 1Q2023
Pace Project No.: 50337251

Pace Analytical Services Indianapolis
7726 Moller Road, Indianapolis, IN 46268
Illinois Accreditation #: 200074
Indiana Drinking Water Laboratory #: C-49-06
Kansas/TNI Certification #: E-10177
Kentucky UST Agency Interest #: 80226
Kentucky WW Laboratory ID #: 98019
Michigan Drinking Water Laboratory #9050
Ohio VAP Certified Laboratory #: CL0065
Oklahoma Laboratory #: 9204
Texas Certification #: T104704355
Wisconsin Laboratory #: 999788130
USDA Foreign Soil Permit #: 525-23-13-23119
USDA Compliance Agreement #: IN-SL-22-001

This report shall not be reproduced, except in full,
without the written consent of Pace Analytical Services, LLC.

Pace Analytical Services, LLC
7726 Moller Road
Indianapolis, IN 46268
(317)228-3100

SAMPLE SUMMARY

Project: HRID 1Q2023
Pace Project No.: 50337251

Lab ID	Sample ID	Matrix	Date Collected	Date Received
50337251001	**MW-23**	Water	02/09/23 08:42	02/10/23 16:25
50337251002	**MW-30**	Water	02/09/23 11:28	02/10/23 16:25
50337251003	**MW-11**	Water	02/09/23 12:23	02/10/23 16:25
50337251004	**MW-37S**	Water	02/09/23 13:00	02/10/23 16:25
50337251005	**MW-33D**	Water	02/10/23 09:57	02/10/23 16:25
50337251006	**MW-22**	Water	02/09/23 14:01	02/10/23 16:25
50337251007	**MW-29**	Water	02/09/23 14:38	02/10/23 16:25
50337251008	**MW-29D**	Water	02/09/23 15:15	02/10/23 16:25
50337251009	**MW-12**	Water	02/10/23 09:05	02/10/23 16:25
50337251010	**MW-12D**	Water	02/10/23 08:28	02/10/23 16:25
50337251011	**MW-46I**	Water	02/10/23 10:36	02/10/23 16:25
50337251012	**MW-64I**	Water	02/10/23 11:10	02/10/23 16:25
50337251013	**MW-64D**	Water	02/10/23 11:43	02/10/23 16:25
50337251014	**Dup-1**	Water	02/09/23 08:00	02/10/23 16:25
50337251015	**MW-63I**	Water	02/10/23 14:06	02/10/23 16:25
50337251016	**MW-63D**	Water	02/10/23 13:36	02/10/23 16:25
50337251017	**MW-62I**	Water	02/10/23 12:54	02/10/23 16:25
50337251018	**MW-62D**	Water	02/10/23 12:28	02/10/23 16:25
50337251019	**MW-61D**	Water	02/10/23 14:46	02/10/23 16:25
50337251020	**Trip Blank**	Water	02/09/23 08:00	02/10/23 16:25

This report shall not be reproduced, except in full,
without the written consent of Pace Analytical Services, LLC.

Pace Analytical Services, LLC
7726 Moller Road
Indianapolis, IN 46268
(317)228-3100

SAMPLE ANALYTE COUNT

Project: HRID 1Q2023
Pace Project No.: 50337251

Lab ID	Sample ID	Method	Analysts	Analytes Reported	Laboratory
50337251001	**MW-23**	EPA 5030/8260	DAP	75	PASI-I
50337251002	**MW-30**	EPA 5030/8260	DAP	75	PASI-I
50337251003	**MW-11**	EPA 5030/8260	DAP	75	PASI-I
50337251004	**MW-37S**	EPA 5030/8260	DAP	75	PASI-I
50337251005	**MW-33D**	EPA 5030/8260	DAP	75	PASI-I
50337251006	**MW-22**	EPA 5030/8260	DAP	75	PASI-I
50337251007	**MW-29**	EPA 5030/8260	DAP	75	PASI-I
50337251008	**MW-29D**	EPA 5030/8260	DAP	75	PASI-I
50337251009	**MW-12**	EPA 5030/8260	DAP	75	PASI-I
50337251010	**MW-12D**	EPA 5030/8260	DAP	75	PASI-I
50337251011	**MW-46I**	EPA 5030/8260	DAP	75	PASI-I
50337251012	**MW-64I**	EPA 5030/8260	DAP	75	PASI-I
50337251013	**MW-64D**	EPA 5030/8260	DAP	75	PASI-I
50337251014	**Dup-1**	EPA 5030/8260	DAP	75	PASI-I
50337251015	**MW-63I**	EPA 5030/8260	DAP	75	PASI-I
50337251016	**MW-63D**	EPA 5030/8260	DAP	75	PASI-I
50337251017	**MW-62I**	EPA 5030/8260	DAP	75	PASI-I
50337251018	**MW-62D**	EPA 5030/8260	DAP	75	PASI-I
50337251019	**MW-61D**	EPA 5030/8260	DAP	75	PASI-I
50337251020	**Trip Blank**	EPA 5030/8260	DAP	75	PASI-I

PASI-I = Pace Analytical Services - Indianapolis

This report shall not be reproduced, except in full,
without the written consent of Pace Analytical Services, LLC.

Pace Analytical Services, LLC
7726 Moller Road
Indianapolis, IN 46268
(317)228-3100

SUMMARY OF DETECTION

Project: HRID 1Q2023
Pace Project No.: 50337251

Lab Sample ID / Method	Client Sample ID / Parameters	Result	Units	Report Limit	Analyzed	Qualifiers
50337251001	**MW-23**					
EPA 5030/8260	2-Butanone (MEK)	51.5	ug/L	25.0	02/14/23 16:41	
EPA 5030/8260	Vinyl chloride	2.5	ug/L	2.0	02/14/23 16:41	
50337251002	**MW-30**					
EPA 5030/8260	cis-1,2-Dichloroethene	44.9	ug/L	5.0	02/14/23 17:46	
EPA 5030/8260	trans-1,2-Dichloroethene	6.0	ug/L	5.0	02/14/23 17:46	
EPA 5030/8260	Vinyl chloride	45.0	ug/L	2.0	02/14/23 17:46	
50337251003	**MW-11**					
EPA 5030/8260	cis-1,2-Dichloroethene	26.1	ug/L	5.0	02/14/23 18:51	
50337251004	**MW-37S**					
EPA 5030/8260	Tetrachloroethene	26.9	ug/L	5.0	02/15/23 02:12	
EPA 5030/8260	Trichloroethene	9.6	ug/L	5.0	02/15/23 02:12	
50337251005	**MW-33D**					
EPA 5030/8260	cis-1,2-Dichloroethene	5.4	ug/L	5.0	02/15/23 02:45	
EPA 5030/8260	Tetrachloroethene	35.2	ug/L	5.0	02/15/23 02:45	
EPA 5030/8260	Trichloroethene	101	ug/L	5.0	02/15/23 02:45	
50337251006	**MW-22**					
EPA 5030/8260	cis-1,2-Dichloroethene	72.4	ug/L	5.0	02/15/23 03:18	
EPA 5030/8260	Trichloroethene	8.1	ug/L	5.0	02/15/23 03:18	
EPA 5030/8260	Vinyl chloride	78.9	ug/L	2.0	02/15/23 03:18	
50337251007	**MW-29**					
EPA 5030/8260	cis-1,2-Dichloroethene	23.3	ug/L	5.0	02/15/23 03:50	
EPA 5030/8260	Vinyl chloride	8.0	ug/L	2.0	02/15/23 03:50	
50337251008	**MW-29D**					
EPA 5030/8260	cis-1,2-Dichloroethene	73.7	ug/L	5.0	02/15/23 04:23	
EPA 5030/8260	Tetrachloroethene	13.9	ug/L	5.0	02/15/23 04:23	
EPA 5030/8260	Trichloroethene	103	ug/L	5.0	02/15/23 04:23	
EPA 5030/8260	Vinyl chloride	17.5	ug/L	2.0	02/15/23 04:23	
50337251009	**MW-12**					
EPA 5030/8260	Trichloroethene	51.3	ug/L	5.0	02/15/23 04:56	
50337251011	**MW-46I**					
EPA 5030/8260	Vinyl chloride	91.4	ug/L	2.0	02/15/23 01:56	
50337251012	**MW-64I**					
EPA 5030/8260	cis-1,2-Dichloroethene	659	ug/L	50.0	02/15/23 03:01	
EPA 5030/8260	trans-1,2-Dichloroethene	61.2	ug/L	5.0	02/15/23 02:29	
EPA 5030/8260	Trichloroethene	63.8	ug/L	5.0	02/15/23 02:29	
50337251014	**Dup-1**					
EPA 5030/8260	Tetrachloroethene	26.0	ug/L	5.0	02/15/23 04:07	
EPA 5030/8260	Trichloroethene	9.2	ug/L	5.0	02/15/23 04:07	
50337251015	**MW-63I**					
EPA 5030/8260	cis-1,2-Dichloroethene	10.3	ug/L	5.0	02/15/23 05:12	

This report shall not be reproduced, except in full,
without the written consent of Pace Analytical Services, LLC.

Pace Analytical Services, LLC
7726 Moller Road
Indianapolis, IN 46268
(317)228-3100

SUMMARY OF DETECTION

Project: HRID 1Q2023
Pace Project No.: 50337251

Lab Sample ID Method	Client Sample ID Parameters	Result	Units	Report Limit	Analyzed	Qualifiers
50337251017	**MW-62I**					
EPA 5030/8260	cis-1,2-Dichloroethene	869	ug/L	50.0	02/15/23 06:50	
EPA 5030/8260	trans-1,2-Dichloroethene	27.5	ug/L	5.0	02/15/23 06:17	
EPA 5030/8260	Trichloroethene	13.5	ug/L	5.0	02/15/23 06:17	
50337251018	**MW-62D**					
EPA 5030/8260	cis-1,2-Dichloroethene	36.6	ug/L	5.0	02/15/23 12:24	
EPA 5030/8260	Vinyl chloride	429	ug/L	20.0	02/15/23 12:57	
50337251019	**MW-61D**					
EPA 5030/8260	cis-1,2-Dichloroethene	7.4	ug/L	5.0	02/15/23 13:30	

This report shall not be reproduced, except in full,
without the written consent of Pace Analytical Services, LLC.

Pace Analytical Services, LLC
7726 Moller Road
Indianapolis, IN 46268
(317)228-3100

ANALYTICAL RESULTS

Project: HRID 1Q2023
Pace Project No.: 50337251

Sample: MW-23 **Lab ID: 50337251001** Collected: 02/09/23 08:42 Received: 02/10/23 16:25 Matrix: Water

Parameters	Results	Units	Report Limit	DF	Prepared	Analyzed	CAS No.	Qual
8260 MSV Indiana	Analytical Method: EPA 5030/8260							
	Pace Analytical Services - Indianapolis							
Acetone	ND	ug/L	100	1		02/14/23 16:41	67-64-1	
Acrolein	ND	ug/L	50.0	1		02/14/23 16:41	107-02-8	
Acrylonitrile	ND	ug/L	100	1		02/14/23 16:41	107-13-1	
Benzene	ND	ug/L	5.0	1		02/14/23 16:41	71-43-2	
Bromobenzene	ND	ug/L	5.0	1		02/14/23 16:41	108-86-1	
Bromochloromethane	ND	ug/L	5.0	1		02/14/23 16:41	74-97-5	
Bromodichloromethane	ND	ug/L	5.0	1		02/14/23 16:41	75-27-4	
Bromoform	ND	ug/L	5.0	1		02/14/23 16:41	75-25-2	
Bromomethane	ND	ug/L	5.0	1		02/14/23 16:41	74-83-9	
2-Butanone (MEK)	**51.5**	ug/L	25.0	1		02/14/23 16:41	78-93-3	
n-Butylbenzene	ND	ug/L	5.0	1		02/14/23 16:41	104-51-8	
sec-Butylbenzene	ND	ug/L	5.0	1		02/14/23 16:41	135-98-8	
tert-Butylbenzene	ND	ug/L	5.0	1		02/14/23 16:41	98-06-6	
Carbon disulfide	ND	ug/L	10.0	1		02/14/23 16:41	75-15-0	
Carbon tetrachloride	ND	ug/L	5.0	1		02/14/23 16:41	56-23-5	
Chlorobenzene	ND	ug/L	5.0	1		02/14/23 16:41	108-90-7	
Chloroethane	ND	ug/L	5.0	1		02/14/23 16:41	75-00-3	
Chloroform	ND	ug/L	5.0	1		02/14/23 16:41	67-66-3	
Chloromethane	ND	ug/L	5.0	1		02/14/23 16:41	74-87-3	
2-Chlorotoluene	ND	ug/L	5.0	1		02/14/23 16:41	95-49-8	
4-Chlorotoluene	ND	ug/L	5.0	1		02/14/23 16:41	106-43-4	
Dibromochloromethane	ND	ug/L	5.0	1		02/14/23 16:41	124-48-1	
1,2-Dibromoethane (EDB)	ND	ug/L	5.0	1		02/14/23 16:41	106-93-4	
Dibromomethane	ND	ug/L	5.0	1		02/14/23 16:41	74-95-3	
1,2-Dichlorobenzene	ND	ug/L	5.0	1		02/14/23 16:41	95-50-1	
1,3-Dichlorobenzene	ND	ug/L	5.0	1		02/14/23 16:41	541-73-1	
1,4-Dichlorobenzene	ND	ug/L	5.0	1		02/14/23 16:41	106-46-7	
trans-1,4-Dichloro-2-butene	ND	ug/L	100	1		02/14/23 16:41	110-57-6	
Dichlorodifluoromethane	ND	ug/L	5.0	1		02/14/23 16:41	75-71-8	
1,1-Dichloroethane	ND	ug/L	5.0	1		02/14/23 16:41	75-34-3	
1,2-Dichloroethane	ND	ug/L	5.0	1		02/14/23 16:41	107-06-2	
1,1-Dichloroethene	ND	ug/L	5.0	1		02/14/23 16:41	75-35-4	
cis-1,2-Dichloroethene	ND	ug/L	5.0	1		02/14/23 16:41	156-59-2	
trans-1,2-Dichloroethene	ND	ug/L	5.0	1		02/14/23 16:41	156-60-5	
1,2-Dichloropropane	ND	ug/L	5.0	1		02/14/23 16:41	78-87-5	
1,3-Dichloropropane	ND	ug/L	5.0	1		02/14/23 16:41	142-28-9	
2,2-Dichloropropane	ND	ug/L	5.0	1		02/14/23 16:41	594-20-7	
1,1-Dichloropropene	ND	ug/L	5.0	1		02/14/23 16:41	563-58-6	
cis-1,3-Dichloropropene	ND	ug/L	5.0	1		02/14/23 16:41	10061-01-5	
trans-1,3-Dichloropropene	ND	ug/L	5.0	1		02/14/23 16:41	10061-02-6	
Ethylbenzene	ND	ug/L	5.0	1		02/14/23 16:41	100-41-4	
Ethyl methacrylate	ND	ug/L	100	1		02/14/23 16:41	97-63-2	
Hexachloro-1,3-butadiene	ND	ug/L	5.0	1		02/14/23 16:41	87-68-3	
n-Hexane	ND	ug/L	5.0	1		02/14/23 16:41	110-54-3	
2-Hexanone	ND	ug/L	25.0	1		02/14/23 16:41	591-78-6	
Iodomethane	ND	ug/L	10.0	1		02/14/23 16:41	74-88-4	

This report shall not be reproduced, except in full,
without the written consent of Pace Analytical Services, LLC.

Pace Analytical Services, LLC
7726 Moller Road
Indianapolis, IN 46268
(317)228-3100

ANALYTICAL RESULTS

Project: HRID 1Q2023
Pace Project No.: 50337251

Sample: MW-23 **Lab ID: 50337251001** Collected: 02/09/23 08:42 Received: 02/10/23 16:25 Matrix: Water

Parameters	Results	Units	Report Limit	DF	Prepared	Analyzed	CAS No.	Qual
8260 MSV Indiana	Analytical Method: EPA 5030/8260							
	Pace Analytical Services - Indianapolis							
Isopropylbenzene (Cumene)	ND	ug/L	5.0	1		02/14/23 16:41	98-82-8	
p-Isopropyltoluene	ND	ug/L	5.0	1		02/14/23 16:41	99-87-6	
Methylene Chloride	ND	ug/L	5.0	1		02/14/23 16:41	75-09-2	
1-Methylnaphthalene	ND	ug/L	10.0	1		02/14/23 16:41	90-12-0	
2-Methylnaphthalene	ND	ug/L	10.0	1		02/14/23 16:41	91-57-6	
4-Methyl-2-pentanone (MIBK)	ND	ug/L	25.0	1		02/14/23 16:41	108-10-1	
Methyl-tert-butyl ether	ND	ug/L	4.0	1		02/14/23 16:41	1634-04-4	
Naphthalene	ND	ug/L	1.2	1		02/14/23 16:41	91-20-3	
n-Propylbenzene	ND	ug/L	5.0	1		02/14/23 16:41	103-65-1	
Styrene	ND	ug/L	5.0	1		02/14/23 16:41	100-42-5	
1,1,1,2-Tetrachloroethane	ND	ug/L	5.0	1		02/14/23 16:41	630-20-6	
1,1,2,2-Tetrachloroethane	ND	ug/L	5.0	1		02/14/23 16:41	79-34-5	
Tetrachloroethene	ND	ug/L	5.0	1		02/14/23 16:41	127-18-4	
Toluene	ND	ug/L	5.0	1		02/14/23 16:41	108-88-3	
1,2,3-Trichlorobenzene	ND	ug/L	5.0	1		02/14/23 16:41	87-61-6	
1,2,4-Trichlorobenzene	ND	ug/L	5.0	1		02/14/23 16:41	120-82-1	
1,1,1-Trichloroethane	ND	ug/L	5.0	1		02/14/23 16:41	71-55-6	
1,1,2-Trichloroethane	ND	ug/L	5.0	1		02/14/23 16:41	79-00-5	
Trichloroethene	ND	ug/L	5.0	1		02/14/23 16:41	79-01-6	
Trichlorofluoromethane	ND	ug/L	5.0	1		02/14/23 16:41	75-69-4	
1,2,3-Trichloropropane	ND	ug/L	5.0	1		02/14/23 16:41	96-18-4	
1,2,4-Trimethylbenzene	ND	ug/L	5.0	1		02/14/23 16:41	95-63-6	
1,3,5-Trimethylbenzene	ND	ug/L	5.0	1		02/14/23 16:41	108-67-8	
Vinyl acetate	ND	ug/L	50.0	1		02/14/23 16:41	108-05-4	L1
Vinyl chloride	**2.5**	ug/L	2.0	1		02/14/23 16:41	75-01-4	
Xylene (Total)	ND	ug/L	10.0	1		02/14/23 16:41	1330-20-7	
Surrogates								
Dibromofluoromethane (S)	104	%.	82-128	1		02/14/23 16:41	1868-53-7	
4-Bromofluorobenzene (S)	99	%.	79-124	1		02/14/23 16:41	460-00-4	
Toluene-d8 (S)	98	%.	73-122	1		02/14/23 16:41	2037-26-5	

This report shall not be reproduced, except in full,
without the written consent of Pace Analytical Services, LLC.

Pace Analytical Services, LLC
7726 Moller Road
Indianapolis, IN 46268
(317)228-3100

ANALYTICAL RESULTS

Project: HRID 1Q2023
Pace Project No.: 50337251

Sample: MW-30 **Lab ID: 50337251002** Collected: 02/09/23 11:28 Received: 02/10/23 16:25 Matrix: Water

Parameters	Results	Units	Report Limit	DF	Prepared	Analyzed	CAS No.	Qual
8260 MSV Indiana	Analytical Method: EPA 5030/8260							
	Pace Analytical Services - Indianapolis							
Acetone	ND	ug/L	100	1		02/14/23 17:46	67-64-1	
Acrolein	ND	ug/L	50.0	1		02/14/23 17:46	107-02-8	
Acrylonitrile	ND	ug/L	100	1		02/14/23 17:46	107-13-1	
Benzene	ND	ug/L	5.0	1		02/14/23 17:46	71-43-2	
Bromobenzene	ND	ug/L	5.0	1		02/14/23 17:46	108-86-1	
Bromochloromethane	ND	ug/L	5.0	1		02/14/23 17:46	74-97-5	
Bromodichloromethane	ND	ug/L	5.0	1		02/14/23 17:46	75-27-4	
Bromoform	ND	ug/L	5.0	1		02/14/23 17:46	75-25-2	
Bromomethane	ND	ug/L	5.0	1		02/14/23 17:46	74-83-9	
2-Butanone (MEK)	ND	ug/L	25.0	1		02/14/23 17:46	78-93-3	
n-Butylbenzene	ND	ug/L	5.0	1		02/14/23 17:46	104-51-8	
sec-Butylbenzene	ND	ug/L	5.0	1		02/14/23 17:46	135-98-8	
tert-Butylbenzene	ND	ug/L	5.0	1		02/14/23 17:46	98-06-6	
Carbon disulfide	ND	ug/L	10.0	1		02/14/23 17:46	75-15-0	
Carbon tetrachloride	ND	ug/L	5.0	1		02/14/23 17:46	56-23-5	
Chlorobenzene	ND	ug/L	5.0	1		02/14/23 17:46	108-90-7	
Chloroethane	ND	ug/L	5.0	1		02/14/23 17:46	75-00-3	
Chloroform	ND	ug/L	5.0	1		02/14/23 17:46	67-66-3	
Chloromethane	ND	ug/L	5.0	1		02/14/23 17:46	74-87-3	
2-Chlorotoluene	ND	ug/L	5.0	1		02/14/23 17:46	95-49-8	
4-Chlorotoluene	ND	ug/L	5.0	1		02/14/23 17:46	106-43-4	
Dibromochloromethane	ND	ug/L	5.0	1		02/14/23 17:46	124-48-1	
1,2-Dibromoethane (EDB)	ND	ug/L	5.0	1		02/14/23 17:46	106-93-4	
Dibromomethane	ND	ug/L	5.0	1		02/14/23 17:46	74-95-3	
1,2-Dichlorobenzene	ND	ug/L	5.0	1		02/14/23 17:46	95-50-1	
1,3-Dichlorobenzene	ND	ug/L	5.0	1		02/14/23 17:46	541-73-1	
1,4-Dichlorobenzene	ND	ug/L	5.0	1		02/14/23 17:46	106-46-7	
trans-1,4-Dichloro-2-butene	ND	ug/L	100	1		02/14/23 17:46	110-57-6	
Dichlorodifluoromethane	ND	ug/L	5.0	1		02/14/23 17:46	75-71-8	
1,1-Dichloroethane	ND	ug/L	5.0	1		02/14/23 17:46	75-34-3	
1,2-Dichloroethane	ND	ug/L	5.0	1		02/14/23 17:46	107-06-2	
1,1-Dichloroethene	ND	ug/L	5.0	1		02/14/23 17:46	75-35-4	
cis-1,2-Dichloroethene	**44.9**	ug/L	5.0	1		02/14/23 17:46	156-59-2	
trans-1,2-Dichloroethene	**6.0**	ug/L	5.0	1		02/14/23 17:46	156-60-5	
1,2-Dichloropropane	ND	ug/L	5.0	1		02/14/23 17:46	78-87-5	
1,3-Dichloropropane	ND	ug/L	5.0	1		02/14/23 17:46	142-28-9	
2,2-Dichloropropane	ND	ug/L	5.0	1		02/14/23 17:46	594-20-7	
1,1-Dichloropropene	ND	ug/L	5.0	1		02/14/23 17:46	563-58-6	
cis-1,3-Dichloropropene	ND	ug/L	5.0	1		02/14/23 17:46	10061-01-5	
trans-1,3-Dichloropropene	ND	ug/L	5.0	1		02/14/23 17:46	10061-02-6	
Ethylbenzene	ND	ug/L	5.0	1		02/14/23 17:46	100-41-4	
Ethyl methacrylate	ND	ug/L	100	1		02/14/23 17:46	97-63-2	
Hexachloro-1,3-butadiene	ND	ug/L	5.0	1		02/14/23 17:46	87-68-3	
n-Hexane	ND	ug/L	5.0	1		02/14/23 17:46	110-54-3	
2-Hexanone	ND	ug/L	25.0	1		02/14/23 17:46	591-78-6	
Iodomethane	ND	ug/L	10.0	1		02/14/23 17:46	74-88-4	

This report shall not be reproduced, except in full,
without the written consent of Pace Analytical Services, LLC.

Pace Analytical Services, LLC
7726 Moller Road
Indianapolis, IN 46268
(317)228-3100

ANALYTICAL RESULTS

Project: HRID 1Q2023
Pace Project No.: 50337251

Sample: MW-30 **Lab ID: 50337251002** Collected: 02/09/23 11:28 Received: 02/10/23 16:25 Matrix: Water

Parameters	Results	Units	Report Limit	DF	Prepared	Analyzed	CAS No.	Qual
8260 MSV Indiana	Analytical Method: EPA 5030/8260							
	Pace Analytical Services - Indianapolis							
Isopropylbenzene (Cumene)	ND	ug/L	5.0	1		02/14/23 17:46	98-82-8	
p-Isopropyltoluene	ND	ug/L	5.0	1		02/14/23 17:46	99-87-6	
Methylene Chloride	ND	ug/L	5.0	1		02/14/23 17:46	75-09-2	
1-Methylnaphthalene	ND	ug/L	10.0	1		02/14/23 17:46	90-12-0	
2-Methylnaphthalene	ND	ug/L	10.0	1		02/14/23 17:46	91-57-6	
4-Methyl-2-pentanone (MIBK)	ND	ug/L	25.0	1		02/14/23 17:46	108-10-1	
Methyl-tert-butyl ether	ND	ug/L	4.0	1		02/14/23 17:46	1634-04-4	
Naphthalene	ND	ug/L	1.2	1		02/14/23 17:46	91-20-3	
n-Propylbenzene	ND	ug/L	5.0	1		02/14/23 17:46	103-65-1	
Styrene	ND	ug/L	5.0	1		02/14/23 17:46	100-42-5	
1,1,1,2-Tetrachloroethane	ND	ug/L	5.0	1		02/14/23 17:46	630-20-6	
1,1,2,2-Tetrachloroethane	ND	ug/L	5.0	1		02/14/23 17:46	79-34-5	
Tetrachloroethene	ND	ug/L	5.0	1		02/14/23 17:46	127-18-4	
Toluene	ND	ug/L	5.0	1		02/14/23 17:46	108-88-3	
1,2,3-Trichlorobenzene	ND	ug/L	5.0	1		02/14/23 17:46	87-61-6	
1,2,4-Trichlorobenzene	ND	ug/L	5.0	1		02/14/23 17:46	120-82-1	
1,1,1-Trichloroethane	ND	ug/L	5.0	1		02/14/23 17:46	71-55-6	
1,1,2-Trichloroethane	ND	ug/L	5.0	1		02/14/23 17:46	79-00-5	
Trichloroethene	ND	ug/L	5.0	1		02/14/23 17:46	79-01-6	
Trichlorofluoromethane	ND	ug/L	5.0	1		02/14/23 17:46	75-69-4	
1,2,3-Trichloropropane	ND	ug/L	5.0	1		02/14/23 17:46	96-18-4	
1,2,4-Trimethylbenzene	ND	ug/L	5.0	1		02/14/23 17:46	95-63-6	
1,3,5-Trimethylbenzene	ND	ug/L	5.0	1		02/14/23 17:46	108-67-8	
Vinyl acetate	ND	ug/L	50.0	1		02/14/23 17:46	108-05-4	L1
Vinyl chloride	**45.0**	ug/L	2.0	1		02/14/23 17:46	75-01-4	
Xylene (Total)	ND	ug/L	10.0	1		02/14/23 17:46	1330-20-7	
Surrogates								
Dibromofluoromethane (S)	103	%.	82-128	1		02/14/23 17:46	1868-53-7	
4-Bromofluorobenzene (S)	98	%.	79-124	1		02/14/23 17:46	460-00-4	
Toluene-d8 (S)	96	%.	73-122	1		02/14/23 17:46	2037-26-5	

This report shall not be reproduced, except in full,
without the written consent of Pace Analytical Services, LLC.

Pace Analytical Services, LLC
7726 Moller Road
Indianapolis, IN 46268
(317)228-3100

ANALYTICAL RESULTS

Project: HRID 1Q2023
Pace Project No.: 50337251

Sample: MW-11 **Lab ID: 50337251003** Collected: 02/09/23 12:23 Received: 02/10/23 16:25 Matrix: Water

Parameters	Results	Units	Report Limit	DF	Prepared	Analyzed	CAS No.	Qual
8260 MSV Indiana	Analytical Method: EPA 5030/8260							
	Pace Analytical Services - Indianapolis							
Acetone	ND	ug/L	100	1		02/14/23 18:51	67-64-1	
Acrolein	ND	ug/L	50.0	1		02/14/23 18:51	107-02-8	
Acrylonitrile	ND	ug/L	100	1		02/14/23 18:51	107-13-1	
Benzene	ND	ug/L	5.0	1		02/14/23 18:51	71-43-2	
Bromobenzene	ND	ug/L	5.0	1		02/14/23 18:51	108-86-1	
Bromochloromethane	ND	ug/L	5.0	1		02/14/23 18:51	74-97-5	
Bromodichloromethane	ND	ug/L	5.0	1		02/14/23 18:51	75-27-4	
Bromoform	ND	ug/L	5.0	1		02/14/23 18:51	75-25-2	
Bromomethane	ND	ug/L	5.0	1		02/14/23 18:51	74-83-9	
2-Butanone (MEK)	ND	ug/L	25.0	1		02/14/23 18:51	78-93-3	
n-Butylbenzene	ND	ug/L	5.0	1		02/14/23 18:51	104-51-8	
sec-Butylbenzene	ND	ug/L	5.0	1		02/14/23 18:51	135-98-8	
tert-Butylbenzene	ND	ug/L	5.0	1		02/14/23 18:51	98-06-6	
Carbon disulfide	ND	ug/L	10.0	1		02/14/23 18:51	75-15-0	
Carbon tetrachloride	ND	ug/L	5.0	1		02/14/23 18:51	56-23-5	
Chlorobenzene	ND	ug/L	5.0	1		02/14/23 18:51	108-90-7	
Chloroethane	ND	ug/L	5.0	1		02/14/23 18:51	75-00-3	
Chloroform	ND	ug/L	5.0	1		02/14/23 18:51	67-66-3	
Chloromethane	ND	ug/L	5.0	1		02/14/23 18:51	74-87-3	
2-Chlorotoluene	ND	ug/L	5.0	1		02/14/23 18:51	95-49-8	
4-Chlorotoluene	ND	ug/L	5.0	1		02/14/23 18:51	106-43-4	
Dibromochloromethane	ND	ug/L	5.0	1		02/14/23 18:51	124-48-1	
1,2-Dibromoethane (EDB)	ND	ug/L	5.0	1		02/14/23 18:51	106-93-4	
Dibromomethane	ND	ug/L	5.0	1		02/14/23 18:51	74-95-3	
1,2-Dichlorobenzene	ND	ug/L	5.0	1		02/14/23 18:51	95-50-1	
1,3-Dichlorobenzene	ND	ug/L	5.0	1		02/14/23 18:51	541-73-1	
1,4-Dichlorobenzene	ND	ug/L	5.0	1		02/14/23 18:51	106-46-7	
trans-1,4-Dichloro-2-butene	ND	ug/L	100	1		02/14/23 18:51	110-57-6	
Dichlorodifluoromethane	ND	ug/L	5.0	1		02/14/23 18:51	75-71-8	
1,1-Dichloroethane	ND	ug/L	5.0	1		02/14/23 18:51	75-34-3	
1,2-Dichloroethane	ND	ug/L	5.0	1		02/14/23 18:51	107-06-2	
1,1-Dichloroethene	ND	ug/L	5.0	1		02/14/23 18:51	75-35-4	
cis-1,2-Dichloroethene	**26.1**	ug/L	5.0	1		02/14/23 18:51	156-59-2	
trans-1,2-Dichloroethene	ND	ug/L	5.0	1		02/14/23 18:51	156-60-5	
1,2-Dichloropropane	ND	ug/L	5.0	1		02/14/23 18:51	78-87-5	
1,3-Dichloropropane	ND	ug/L	5.0	1		02/14/23 18:51	142-28-9	
2,2-Dichloropropane	ND	ug/L	5.0	1		02/14/23 18:51	594-20-7	
1,1-Dichloropropene	ND	ug/L	5.0	1		02/14/23 18:51	563-58-6	
cis-1,3-Dichloropropene	ND	ug/L	5.0	1		02/14/23 18:51	10061-01-5	
trans-1,3-Dichloropropene	ND	ug/L	5.0	1		02/14/23 18:51	10061-02-6	
Ethylbenzene	ND	ug/L	5.0	1		02/14/23 18:51	100-41-4	
Ethyl methacrylate	ND	ug/L	100	1		02/14/23 18:51	97-63-2	
Hexachloro-1,3-butadiene	ND	ug/L	5.0	1		02/14/23 18:51	87-68-3	
n-Hexane	ND	ug/L	5.0	1		02/14/23 18:51	110-54-3	
2-Hexanone	ND	ug/L	25.0	1		02/14/23 18:51	591-78-6	
Iodomethane	ND	ug/L	10.0	1		02/14/23 18:51	74-88-4	

This report shall not be reproduced, except in full,
without the written consent of Pace Analytical Services, LLC.

Pace Analytical Services, LLC
7726 Moller Road
Indianapolis, IN 46268
(317)228-3100

ANALYTICAL RESULTS

Project: HRID 1Q2023
Pace Project No.: 50337251

Sample: MW-11 **Lab ID: 50337251003** Collected: 02/09/23 12:23 Received: 02/10/23 16:25 Matrix: Water

Parameters	Results	Units	Report Limit	DF	Prepared	Analyzed	CAS No.	Qual
8260 MSV Indiana	Analytical Method: EPA 5030/8260							
	Pace Analytical Services - Indianapolis							
Isopropylbenzene (Cumene)	ND	ug/L	5.0	1		02/14/23 18:51	98-82-8	
p-Isopropyltoluene	ND	ug/L	5.0	1		02/14/23 18:51	99-87-6	
Methylene Chloride	ND	ug/L	5.0	1		02/14/23 18:51	75-09-2	
1-Methylnaphthalene	ND	ug/L	10.0	1		02/14/23 18:51	90-12-0	
2-Methylnaphthalene	ND	ug/L	10.0	1		02/14/23 18:51	91-57-6	
4-Methyl-2-pentanone (MIBK)	ND	ug/L	25.0	1		02/14/23 18:51	108-10-1	
Methyl-tert-butyl ether	ND	ug/L	4.0	1		02/14/23 18:51	1634-04-4	
Naphthalene	ND	ug/L	1.2	1		02/14/23 18:51	91-20-3	
n-Propylbenzene	ND	ug/L	5.0	1		02/14/23 18:51	103-65-1	
Styrene	ND	ug/L	5.0	1		02/14/23 18:51	100-42-5	
1,1,1,2-Tetrachloroethane	ND	ug/L	5.0	1		02/14/23 18:51	630-20-6	
1,1,2,2-Tetrachloroethane	ND	ug/L	5.0	1		02/14/23 18:51	79-34-5	
Tetrachloroethene	ND	ug/L	5.0	1		02/14/23 18:51	127-18-4	
Toluene	ND	ug/L	5.0	1		02/14/23 18:51	108-88-3	
1,2,3-Trichlorobenzene	ND	ug/L	5.0	1		02/14/23 18:51	87-61-6	
1,2,4-Trichlorobenzene	ND	ug/L	5.0	1		02/14/23 18:51	120-82-1	
1,1,1-Trichloroethane	ND	ug/L	5.0	1		02/14/23 18:51	71-55-6	
1,1,2-Trichloroethane	ND	ug/L	5.0	1		02/14/23 18:51	79-00-5	
Trichloroethene	ND	ug/L	5.0	1		02/14/23 18:51	79-01-6	
Trichlorofluoromethane	ND	ug/L	5.0	1		02/14/23 18:51	75-69-4	
1,2,3-Trichloropropane	ND	ug/L	5.0	1		02/14/23 18:51	96-18-4	
1,2,4-Trimethylbenzene	ND	ug/L	5.0	1		02/14/23 18:51	95-63-6	
1,3,5-Trimethylbenzene	ND	ug/L	5.0	1		02/14/23 18:51	108-67-8	
Vinyl acetate	ND	ug/L	50.0	1		02/14/23 18:51	108-05-4	L1
Vinyl chloride	ND	ug/L	2.0	1		02/14/23 18:51	75-01-4	
Xylene (Total)	ND	ug/L	10.0	1		02/14/23 18:51	1330-20-7	
Surrogates								
Dibromofluoromethane (S)	104	%.	82-128	1		02/14/23 18:51	1868-53-7	
4-Bromofluorobenzene (S)	95	%.	79-124	1		02/14/23 18:51	460-00-4	
Toluene-d8 (S)	96	%.	73-122	1		02/14/23 18:51	2037-26-5	

This report shall not be reproduced, except in full,
without the written consent of Pace Analytical Services, LLC.

Pace Analytical Services, LLC
7726 Moller Road
Indianapolis, IN 46268
(317)228-3100

ANALYTICAL RESULTS

Project: HRID 1Q2023
Pace Project No.: 50337251

Sample: MW-37S **Lab ID: 50337251004** Collected: 02/09/23 13:00 Received: 02/10/23 16:25 Matrix: Water

Parameters	Results	Units	Report Limit	DF	Prepared	Analyzed	CAS No.	Qual
8260 MSV Indiana	Analytical Method: EPA 5030/8260							
	Pace Analytical Services - Indianapolis							
Acetone	ND	ug/L	100	1		02/15/23 02:12	67-64-1	
Acrolein	ND	ug/L	50.0	1		02/15/23 02:12	107-02-8	
Acrylonitrile	ND	ug/L	100	1		02/15/23 02:12	107-13-1	
Benzene	ND	ug/L	5.0	1		02/15/23 02:12	71-43-2	
Bromobenzene	ND	ug/L	5.0	1		02/15/23 02:12	108-86-1	
Bromochloromethane	ND	ug/L	5.0	1		02/15/23 02:12	74-97-5	
Bromodichloromethane	ND	ug/L	5.0	1		02/15/23 02:12	75-27-4	
Bromoform	ND	ug/L	5.0	1		02/15/23 02:12	75-25-2	
Bromomethane	ND	ug/L	5.0	1		02/15/23 02:12	74-83-9	
2-Butanone (MEK)	ND	ug/L	25.0	1		02/15/23 02:12	78-93-3	
n-Butylbenzene	ND	ug/L	5.0	1		02/15/23 02:12	104-51-8	
sec-Butylbenzene	ND	ug/L	5.0	1		02/15/23 02:12	135-98-8	
tert-Butylbenzene	ND	ug/L	5.0	1		02/15/23 02:12	98-06-6	
Carbon disulfide	ND	ug/L	10.0	1		02/15/23 02:12	75-15-0	
Carbon tetrachloride	ND	ug/L	5.0	1		02/15/23 02:12	56-23-5	
Chlorobenzene	ND	ug/L	5.0	1		02/15/23 02:12	108-90-7	
Chloroethane	ND	ug/L	5.0	1		02/15/23 02:12	75-00-3	
Chloroform	ND	ug/L	5.0	1		02/15/23 02:12	67-66-3	
Chloromethane	ND	ug/L	5.0	1		02/15/23 02:12	74-87-3	
2-Chlorotoluene	ND	ug/L	5.0	1		02/15/23 02:12	95-49-8	
4-Chlorotoluene	ND	ug/L	5.0	1		02/15/23 02:12	106-43-4	
Dibromochloromethane	ND	ug/L	5.0	1		02/15/23 02:12	124-48-1	
1,2-Dibromoethane (EDB)	ND	ug/L	5.0	1		02/15/23 02:12	106-93-4	
Dibromomethane	ND	ug/L	5.0	1		02/15/23 02:12	74-95-3	
1,2-Dichlorobenzene	ND	ug/L	5.0	1		02/15/23 02:12	95-50-1	
1,3-Dichlorobenzene	ND	ug/L	5.0	1		02/15/23 02:12	541-73-1	
1,4-Dichlorobenzene	ND	ug/L	5.0	1		02/15/23 02:12	106-46-7	
trans-1,4-Dichloro-2-butene	ND	ug/L	100	1		02/15/23 02:12	110-57-6	
Dichlorodifluoromethane	ND	ug/L	5.0	1		02/15/23 02:12	75-71-8	
1,1-Dichloroethane	ND	ug/L	5.0	1		02/15/23 02:12	75-34-3	
1,2-Dichloroethane	ND	ug/L	5.0	1		02/15/23 02:12	107-06-2	
1,1-Dichloroethene	ND	ug/L	5.0	1		02/15/23 02:12	75-35-4	
cis-1,2-Dichloroethene	ND	ug/L	5.0	1		02/15/23 02:12	156-59-2	
trans-1,2-Dichloroethene	ND	ug/L	5.0	1		02/15/23 02:12	156-60-5	
1,2-Dichloropropane	ND	ug/L	5.0	1		02/15/23 02:12	78-87-5	
1,3-Dichloropropane	ND	ug/L	5.0	1		02/15/23 02:12	142-28-9	
2,2-Dichloropropane	ND	ug/L	5.0	1		02/15/23 02:12	594-20-7	
1,1-Dichloropropene	ND	ug/L	5.0	1		02/15/23 02:12	563-58-6	
cis-1,3-Dichloropropene	ND	ug/L	5.0	1		02/15/23 02:12	10061-01-5	
trans-1,3-Dichloropropene	ND	ug/L	5.0	1		02/15/23 02:12	10061-02-6	
Ethylbenzene	ND	ug/L	5.0	1		02/15/23 02:12	100-41-4	
Ethyl methacrylate	ND	ug/L	100	1		02/15/23 02:12	97-63-2	
Hexachloro-1,3-butadiene	ND	ug/L	5.0	1		02/15/23 02:12	87-68-3	
n-Hexane	ND	ug/L	5.0	1		02/15/23 02:12	110-54-3	
2-Hexanone	ND	ug/L	25.0	1		02/15/23 02:12	591-78-6	
Iodomethane	ND	ug/L	10.0	1		02/15/23 02:12	74-88-4	

This report shall not be reproduced, except in full,
without the written consent of Pace Analytical Services, LLC.

Pace Analytical Services, LLC
7726 Moller Road
Indianapolis, IN 46268
(317)228-3100

ANALYTICAL RESULTS

Project: HRID 1Q2023
Pace Project No.: 50337251

Sample: MW-37S **Lab ID: 50337251004** Collected: 02/09/23 13:00 Received: 02/10/23 16:25 Matrix: Water

Parameters	Results	Units	Report Limit	DF	Prepared	Analyzed	CAS No.	Qual
8260 MSV Indiana	Analytical Method: EPA 5030/8260							
	Pace Analytical Services - Indianapolis							
Isopropylbenzene (Cumene)	ND	ug/L	5.0	1		02/15/23 02:12	98-82-8	
p-Isopropyltoluene	ND	ug/L	5.0	1		02/15/23 02:12	99-87-6	
Methylene Chloride	ND	ug/L	5.0	1		02/15/23 02:12	75-09-2	
1-Methylnaphthalene	ND	ug/L	10.0	1		02/15/23 02:12	90-12-0	
2-Methylnaphthalene	ND	ug/L	10.0	1		02/15/23 02:12	91-57-6	
4-Methyl-2-pentanone (MIBK)	ND	ug/L	25.0	1		02/15/23 02:12	108-10-1	
Methyl-tert-butyl ether	ND	ug/L	4.0	1		02/15/23 02:12	1634-04-4	
Naphthalene	ND	ug/L	1.2	1		02/15/23 02:12	91-20-3	
n-Propylbenzene	ND	ug/L	5.0	1		02/15/23 02:12	103-65-1	
Styrene	ND	ug/L	5.0	1		02/15/23 02:12	100-42-5	
1,1,1,2-Tetrachloroethane	ND	ug/L	5.0	1		02/15/23 02:12	630-20-6	
1,1,2,2-Tetrachloroethane	ND	ug/L	5.0	1		02/15/23 02:12	79-34-5	
Tetrachloroethene	**26.9**	ug/L	5.0	1		02/15/23 02:12	127-18-4	
Toluene	ND	ug/L	5.0	1		02/15/23 02:12	108-88-3	
1,2,3-Trichlorobenzene	ND	ug/L	5.0	1		02/15/23 02:12	87-61-6	
1,2,4-Trichlorobenzene	ND	ug/L	5.0	1		02/15/23 02:12	120-82-1	
1,1,1-Trichloroethane	ND	ug/L	5.0	1		02/15/23 02:12	71-55-6	
1,1,2-Trichloroethane	ND	ug/L	5.0	1		02/15/23 02:12	79-00-5	
Trichloroethene	**9.6**	ug/L	5.0	1		02/15/23 02:12	79-01-6	
Trichlorofluoromethane	ND	ug/L	5.0	1		02/15/23 02:12	75-69-4	
1,2,3-Trichloropropane	ND	ug/L	5.0	1		02/15/23 02:12	96-18-4	
1,2,4-Trimethylbenzene	ND	ug/L	5.0	1		02/15/23 02:12	95-63-6	
1,3,5-Trimethylbenzene	ND	ug/L	5.0	1		02/15/23 02:12	108-67-8	
Vinyl acetate	ND	ug/L	50.0	1		02/15/23 02:12	108-05-4	L1
Vinyl chloride	ND	ug/L	2.0	1		02/15/23 02:12	75-01-4	
Xylene (Total)	ND	ug/L	10.0	1		02/15/23 02:12	1330-20-7	
Surrogates								
Dibromofluoromethane (S)	103	%.	82-128	1		02/15/23 02:12	1868-53-7	
4-Bromofluorobenzene (S)	97	%.	79-124	1		02/15/23 02:12	460-00-4	
Toluene-d8 (S)	98	%.	73-122	1		02/15/23 02:12	2037-26-5	

This report shall not be reproduced, except in full,
without the written consent of Pace Analytical Services, LLC.

Pace Analytical Services, LLC
7726 Moller Road
Indianapolis, IN 46268
(317)228-3100

ANALYTICAL RESULTS

Project: HRID 1Q2023
Pace Project No.: 50337251

Sample: MW-33D **Lab ID: 50337251005** Collected: 02/10/23 09:57 Received: 02/10/23 16:25 Matrix: Water

Parameters	Results	Units	Report Limit	DF	Prepared	Analyzed	CAS No.	Qual
8260 MSV Indiana	Analytical Method: EPA 5030/8260							
	Pace Analytical Services - Indianapolis							
Acetone	ND	ug/L	100	1		02/15/23 02:45	67-64-1	
Acrolein	ND	ug/L	50.0	1		02/15/23 02:45	107-02-8	
Acrylonitrile	ND	ug/L	100	1		02/15/23 02:45	107-13-1	
Benzene	ND	ug/L	5.0	1		02/15/23 02:45	71-43-2	
Bromobenzene	ND	ug/L	5.0	1		02/15/23 02:45	108-86-1	
Bromochloromethane	ND	ug/L	5.0	1		02/15/23 02:45	74-97-5	
Bromodichloromethane	ND	ug/L	5.0	1		02/15/23 02:45	75-27-4	
Bromoform	ND	ug/L	5.0	1		02/15/23 02:45	75-25-2	
Bromomethane	ND	ug/L	5.0	1		02/15/23 02:45	74-83-9	
2-Butanone (MEK)	ND	ug/L	25.0	1		02/15/23 02:45	78-93-3	
n-Butylbenzene	ND	ug/L	5.0	1		02/15/23 02:45	104-51-8	
sec-Butylbenzene	ND	ug/L	5.0	1		02/15/23 02:45	135-98-8	
tert-Butylbenzene	ND	ug/L	5.0	1		02/15/23 02:45	98-06-6	
Carbon disulfide	ND	ug/L	10.0	1		02/15/23 02:45	75-15-0	
Carbon tetrachloride	ND	ug/L	5.0	1		02/15/23 02:45	56-23-5	
Chlorobenzene	ND	ug/L	5.0	1		02/15/23 02:45	108-90-7	
Chloroethane	ND	ug/L	5.0	1		02/15/23 02:45	75-00-3	
Chloroform	ND	ug/L	5.0	1		02/15/23 02:45	67-66-3	
Chloromethane	ND	ug/L	5.0	1		02/15/23 02:45	74-87-3	
2-Chlorotoluene	ND	ug/L	5.0	1		02/15/23 02:45	95-49-8	
4-Chlorotoluene	ND	ug/L	5.0	1		02/15/23 02:45	106-43-4	
Dibromochloromethane	ND	ug/L	5.0	1		02/15/23 02:45	124-48-1	
1,2-Dibromoethane (EDB)	ND	ug/L	5.0	1		02/15/23 02:45	106-93-4	
Dibromomethane	ND	ug/L	5.0	1		02/15/23 02:45	74-95-3	
1,2-Dichlorobenzene	ND	ug/L	5.0	1		02/15/23 02:45	95-50-1	
1,3-Dichlorobenzene	ND	ug/L	5.0	1		02/15/23 02:45	541-73-1	
1,4-Dichlorobenzene	ND	ug/L	5.0	1		02/15/23 02:45	106-46-7	
trans-1,4-Dichloro-2-butene	ND	ug/L	100	1		02/15/23 02:45	110-57-6	
Dichlorodifluoromethane	ND	ug/L	5.0	1		02/15/23 02:45	75-71-8	
1,1-Dichloroethane	ND	ug/L	5.0	1		02/15/23 02:45	75-34-3	
1,2-Dichloroethane	ND	ug/L	5.0	1		02/15/23 02:45	107-06-2	
1,1-Dichloroethene	ND	ug/L	5.0	1		02/15/23 02:45	75-35-4	
cis-1,2-Dichloroethene	**5.4**	ug/L	5.0	1		02/15/23 02:45	156-59-2	
trans-1,2-Dichloroethene	ND	ug/L	5.0	1		02/15/23 02:45	156-60-5	
1,2-Dichloropropane	ND	ug/L	5.0	1		02/15/23 02:45	78-87-5	
1,3-Dichloropropane	ND	ug/L	5.0	1		02/15/23 02:45	142-28-9	
2,2-Dichloropropane	ND	ug/L	5.0	1		02/15/23 02:45	594-20-7	
1,1-Dichloropropene	ND	ug/L	5.0	1		02/15/23 02:45	563-58-6	
cis-1,3-Dichloropropene	ND	ug/L	5.0	1		02/15/23 02:45	10061-01-5	
trans-1,3-Dichloropropene	ND	ug/L	5.0	1		02/15/23 02:45	10061-02-6	
Ethylbenzene	ND	ug/L	5.0	1		02/15/23 02:45	100-41-4	
Ethyl methacrylate	ND	ug/L	100	1		02/15/23 02:45	97-63-2	
Hexachloro-1,3-butadiene	ND	ug/L	5.0	1		02/15/23 02:45	87-68-3	
n-Hexane	ND	ug/L	5.0	1		02/15/23 02:45	110-54-3	
2-Hexanone	ND	ug/L	25.0	1		02/15/23 02:45	591-78-6	
Iodomethane	ND	ug/L	10.0	1		02/15/23 02:45	74-88-4	

This report shall not be reproduced, except in full,
without the written consent of Pace Analytical Services, LLC.

Pace Analytical Services, LLC
7726 Moller Road
Indianapolis, IN 46268
(317)228-3100

ANALYTICAL RESULTS

Project: HRID 1Q2023
Pace Project No.: 50337251

Sample: MW-33D **Lab ID: 50337251005** Collected: 02/10/23 09:57 Received: 02/10/23 16:25 Matrix: Water

Parameters	Results	Units	Report Limit	DF	Prepared	Analyzed	CAS No.	Qual
8260 MSV Indiana	Analytical Method: EPA 5030/8260							
	Pace Analytical Services - Indianapolis							
Isopropylbenzene (Cumene)	ND	ug/L	5.0	1		02/15/23 02:45	98-82-8	
p-Isopropyltoluene	ND	ug/L	5.0	1		02/15/23 02:45	99-87-6	
Methylene Chloride	ND	ug/L	5.0	1		02/15/23 02:45	75-09-2	
1-Methylnaphthalene	ND	ug/L	10.0	1		02/15/23 02:45	90-12-0	
2-Methylnaphthalene	ND	ug/L	10.0	1		02/15/23 02:45	91-57-6	
4-Methyl-2-pentanone (MIBK)	ND	ug/L	25.0	1		02/15/23 02:45	108-10-1	
Methyl-tert-butyl ether	ND	ug/L	4.0	1		02/15/23 02:45	1634-04-4	
Naphthalene	ND	ug/L	1.2	1		02/15/23 02:45	91-20-3	
n-Propylbenzene	ND	ug/L	5.0	1		02/15/23 02:45	103-65-1	
Styrene	ND	ug/L	5.0	1		02/15/23 02:45	100-42-5	
1,1,1,2-Tetrachloroethane	ND	ug/L	5.0	1		02/15/23 02:45	630-20-6	
1,1,2,2-Tetrachloroethane	ND	ug/L	5.0	1		02/15/23 02:45	79-34-5	
Tetrachloroethene	**35.2**	ug/L	5.0	1		02/15/23 02:45	127-18-4	
Toluene	ND	ug/L	5.0	1		02/15/23 02:45	108-88-3	
1,2,3-Trichlorobenzene	ND	ug/L	5.0	1		02/15/23 02:45	87-61-6	
1,2,4-Trichlorobenzene	ND	ug/L	5.0	1		02/15/23 02:45	120-82-1	
1,1,1-Trichloroethane	ND	ug/L	5.0	1		02/15/23 02:45	71-55-6	
1,1,2-Trichloroethane	ND	ug/L	5.0	1		02/15/23 02:45	79-00-5	
Trichloroethene	**101**	ug/L	5.0	1		02/15/23 02:45	79-01-6	
Trichlorofluoromethane	ND	ug/L	5.0	1		02/15/23 02:45	75-69-4	
1,2,3-Trichloropropane	ND	ug/L	5.0	1		02/15/23 02:45	96-18-4	
1,2,4-Trimethylbenzene	ND	ug/L	5.0	1		02/15/23 02:45	95-63-6	
1,3,5-Trimethylbenzene	ND	ug/L	5.0	1		02/15/23 02:45	108-67-8	
Vinyl acetate	ND	ug/L	50.0	1		02/15/23 02:45	108-05-4	L1
Vinyl chloride	ND	ug/L	2.0	1		02/15/23 02:45	75-01-4	
Xylene (Total)	ND	ug/L	10.0	1		02/15/23 02:45	1330-20-7	
Surrogates								
Dibromofluoromethane (S)	102	%.	82-128	1		02/15/23 02:45	1868-53-7	
4-Bromofluorobenzene (S)	96	%.	79-124	1		02/15/23 02:45	460-00-4	
Toluene-d8 (S)	98	%.	73-122	1		02/15/23 02:45	2037-26-5	

This report shall not be reproduced, except in full,
without the written consent of Pace Analytical Services, LLC.

Pace Analytical Services, LLC
7726 Moller Road
Indianapolis, IN 46268
(317)228-3100

ANALYTICAL RESULTS

Project: HRID 1Q2023
Pace Project No.: 50337251

Sample: MW-22 **Lab ID: 50337251006** Collected: 02/09/23 14:01 Received: 02/10/23 16:25 Matrix: Water

Parameters	Results	Units	Report Limit	DF	Prepared	Analyzed	CAS No.	Qual
8260 MSV Indiana	Analytical Method: EPA 5030/8260							
	Pace Analytical Services - Indianapolis							
Acetone	ND	ug/L	100	1		02/15/23 03:18	67-64-1	
Acrolein	ND	ug/L	50.0	1		02/15/23 03:18	107-02-8	
Acrylonitrile	ND	ug/L	100	1		02/15/23 03:18	107-13-1	
Benzene	ND	ug/L	5.0	1		02/15/23 03:18	71-43-2	
Bromobenzene	ND	ug/L	5.0	1		02/15/23 03:18	108-86-1	
Bromochloromethane	ND	ug/L	5.0	1		02/15/23 03:18	74-97-5	
Bromodichloromethane	ND	ug/L	5.0	1		02/15/23 03:18	75-27-4	
Bromoform	ND	ug/L	5.0	1		02/15/23 03:18	75-25-2	
Bromomethane	ND	ug/L	5.0	1		02/15/23 03:18	74-83-9	
2-Butanone (MEK)	ND	ug/L	25.0	1		02/15/23 03:18	78-93-3	
n-Butylbenzene	ND	ug/L	5.0	1		02/15/23 03:18	104-51-8	
sec-Butylbenzene	ND	ug/L	5.0	1		02/15/23 03:18	135-98-8	
tert-Butylbenzene	ND	ug/L	5.0	1		02/15/23 03:18	98-06-6	
Carbon disulfide	ND	ug/L	10.0	1		02/15/23 03:18	75-15-0	
Carbon tetrachloride	ND	ug/L	5.0	1		02/15/23 03:18	56-23-5	
Chlorobenzene	ND	ug/L	5.0	1		02/15/23 03:18	108-90-7	
Chloroethane	ND	ug/L	5.0	1		02/15/23 03:18	75-00-3	
Chloroform	ND	ug/L	5.0	1		02/15/23 03:18	67-66-3	
Chloromethane	ND	ug/L	5.0	1		02/15/23 03:18	74-87-3	
2-Chlorotoluene	ND	ug/L	5.0	1		02/15/23 03:18	95-49-8	
4-Chlorotoluene	ND	ug/L	5.0	1		02/15/23 03:18	106-43-4	
Dibromochloromethane	ND	ug/L	5.0	1		02/15/23 03:18	124-48-1	
1,2-Dibromoethane (EDB)	ND	ug/L	5.0	1		02/15/23 03:18	106-93-4	
Dibromomethane	ND	ug/L	5.0	1		02/15/23 03:18	74-95-3	
1,2-Dichlorobenzene	ND	ug/L	5.0	1		02/15/23 03:18	95-50-1	
1,3-Dichlorobenzene	ND	ug/L	5.0	1		02/15/23 03:18	541-73-1	
1,4-Dichlorobenzene	ND	ug/L	5.0	1		02/15/23 03:18	106-46-7	
trans-1,4-Dichloro-2-butene	ND	ug/L	100	1		02/15/23 03:18	110-57-6	
Dichlorodifluoromethane	ND	ug/L	5.0	1		02/15/23 03:18	75-71-8	
1,1-Dichloroethane	ND	ug/L	5.0	1		02/15/23 03:18	75-34-3	
1,2-Dichloroethane	ND	ug/L	5.0	1		02/15/23 03:18	107-06-2	
1,1-Dichloroethene	ND	ug/L	5.0	1		02/15/23 03:18	75-35-4	
cis-1,2-Dichloroethene	**72.4**	ug/L	5.0	1		02/15/23 03:18	156-59-2	
trans-1,2-Dichloroethene	ND	ug/L	5.0	1		02/15/23 03:18	156-60-5	
1,2-Dichloropropane	ND	ug/L	5.0	1		02/15/23 03:18	78-87-5	
1,3-Dichloropropane	ND	ug/L	5.0	1		02/15/23 03:18	142-28-9	
2,2-Dichloropropane	ND	ug/L	5.0	1		02/15/23 03:18	594-20-7	
1,1-Dichloropropene	ND	ug/L	5.0	1		02/15/23 03:18	563-58-6	
cis-1,3-Dichloropropene	ND	ug/L	5.0	1		02/15/23 03:18	10061-01-5	
trans-1,3-Dichloropropene	ND	ug/L	5.0	1		02/15/23 03:18	10061-02-6	
Ethylbenzene	ND	ug/L	5.0	1		02/15/23 03:18	100-41-4	
Ethyl methacrylate	ND	ug/L	100	1		02/15/23 03:18	97-63-2	
Hexachloro-1,3-butadiene	ND	ug/L	5.0	1		02/15/23 03:18	87-68-3	
n-Hexane	ND	ug/L	5.0	1		02/15/23 03:18	110-54-3	
2-Hexanone	ND	ug/L	25.0	1		02/15/23 03:18	591-78-6	
Iodomethane	ND	ug/L	10.0	1		02/15/23 03:18	74-88-4	

This report shall not be reproduced, except in full,
without the written consent of Pace Analytical Services, LLC.

Pace Analytical Services, LLC
7726 Moller Road
Indianapolis, IN 46268
(317)228-3100

ANALYTICAL RESULTS

Project: HRID 1Q2023
Pace Project No.: 50337251

Sample: MW-22 **Lab ID: 50337251006** Collected: 02/09/23 14:01 Received: 02/10/23 16:25 Matrix: Water

Parameters	Results	Units	Report Limit	DF	Prepared	Analyzed	CAS No.	Qual
8260 MSV Indiana	Analytical Method: EPA 5030/8260							
	Pace Analytical Services - Indianapolis							
Isopropylbenzene (Cumene)	ND	ug/L	5.0	1		02/15/23 03:18	98-82-8	
p-Isopropyltoluene	ND	ug/L	5.0	1		02/15/23 03:18	99-87-6	
Methylene Chloride	ND	ug/L	5.0	1		02/15/23 03:18	75-09-2	
1-Methylnaphthalene	ND	ug/L	10.0	1		02/15/23 03:18	90-12-0	
2-Methylnaphthalene	ND	ug/L	10.0	1		02/15/23 03:18	91-57-6	
4-Methyl-2-pentanone (MIBK)	ND	ug/L	25.0	1		02/15/23 03:18	108-10-1	
Methyl-tert-butyl ether	ND	ug/L	4.0	1		02/15/23 03:18	1634-04-4	
Naphthalene	ND	ug/L	1.2	1		02/15/23 03:18	91-20-3	
n-Propylbenzene	ND	ug/L	5.0	1		02/15/23 03:18	103-65-1	
Styrene	ND	ug/L	5.0	1		02/15/23 03:18	100-42-5	
1,1,1,2-Tetrachloroethane	ND	ug/L	5.0	1		02/15/23 03:18	630-20-6	
1,1,2,2-Tetrachloroethane	ND	ug/L	5.0	1		02/15/23 03:18	79-34-5	
Tetrachloroethene	ND	ug/L	5.0	1		02/15/23 03:18	127-18-4	
Toluene	ND	ug/L	5.0	1		02/15/23 03:18	108-88-3	
1,2,3-Trichlorobenzene	ND	ug/L	5.0	1		02/15/23 03:18	87-61-6	
1,2,4-Trichlorobenzene	ND	ug/L	5.0	1		02/15/23 03:18	120-82-1	
1,1,1-Trichloroethane	ND	ug/L	5.0	1		02/15/23 03:18	71-55-6	
1,1,2-Trichloroethane	ND	ug/L	5.0	1		02/15/23 03:18	79-00-5	
Trichloroethene	**8.1**	ug/L	5.0	1		02/15/23 03:18	79-01-6	
Trichlorofluoromethane	ND	ug/L	5.0	1		02/15/23 03:18	75-69-4	
1,2,3-Trichloropropane	ND	ug/L	5.0	1		02/15/23 03:18	96-18-4	
1,2,4-Trimethylbenzene	ND	ug/L	5.0	1		02/15/23 03:18	95-63-6	
1,3,5-Trimethylbenzene	ND	ug/L	5.0	1		02/15/23 03:18	108-67-8	
Vinyl acetate	ND	ug/L	50.0	1		02/15/23 03:18	108-05-4	L1
Vinyl chloride	**78.9**	ug/L	2.0	1		02/15/23 03:18	75-01-4	
Xylene (Total)	ND	ug/L	10.0	1		02/15/23 03:18	1330-20-7	
Surrogates								
Dibromofluoromethane (S)	102	%.	82-128	1		02/15/23 03:18	1868-53-7	
4-Bromofluorobenzene (S)	96	%.	79-124	1		02/15/23 03:18	460-00-4	
Toluene-d8 (S)	96	%.	73-122	1		02/15/23 03:18	2037-26-5	

This report shall not be reproduced, except in full,
without the written consent of Pace Analytical Services, LLC.

Pace Analytical Services, LLC
7726 Moller Road
Indianapolis, IN 46268
(317)228-3100

ANALYTICAL RESULTS

Project: HRID 1Q2023
Pace Project No.: 50337251

Sample: MW-29 **Lab ID: 50337251007** Collected: 02/09/23 14:38 Received: 02/10/23 16:25 Matrix: Water

Parameters	Results	Units	Report Limit	DF	Prepared	Analyzed	CAS No.	Qual
8260 MSV Indiana	Analytical Method: EPA 5030/8260							
	Pace Analytical Services - Indianapolis							
Acetone	ND	ug/L	100	1		02/15/23 03:50	67-64-1	
Acrolein	ND	ug/L	50.0	1		02/15/23 03:50	107-02-8	
Acrylonitrile	ND	ug/L	100	1		02/15/23 03:50	107-13-1	
Benzene	ND	ug/L	5.0	1		02/15/23 03:50	71-43-2	
Bromobenzene	ND	ug/L	5.0	1		02/15/23 03:50	108-86-1	
Bromochloromethane	ND	ug/L	5.0	1		02/15/23 03:50	74-97-5	
Bromodichloromethane	ND	ug/L	5.0	1		02/15/23 03:50	75-27-4	
Bromoform	ND	ug/L	5.0	1		02/15/23 03:50	75-25-2	
Bromomethane	ND	ug/L	5.0	1		02/15/23 03:50	74-83-9	
2-Butanone (MEK)	ND	ug/L	25.0	1		02/15/23 03:50	78-93-3	
n-Butylbenzene	ND	ug/L	5.0	1		02/15/23 03:50	104-51-8	
sec-Butylbenzene	ND	ug/L	5.0	1		02/15/23 03:50	135-98-8	
tert-Butylbenzene	ND	ug/L	5.0	1		02/15/23 03:50	98-06-6	
Carbon disulfide	ND	ug/L	10.0	1		02/15/23 03:50	75-15-0	
Carbon tetrachloride	ND	ug/L	5.0	1		02/15/23 03:50	56-23-5	
Chlorobenzene	ND	ug/L	5.0	1		02/15/23 03:50	108-90-7	
Chloroethane	ND	ug/L	5.0	1		02/15/23 03:50	75-00-3	
Chloroform	ND	ug/L	5.0	1		02/15/23 03:50	67-66-3	
Chloromethane	ND	ug/L	5.0	1		02/15/23 03:50	74-87-3	
2-Chlorotoluene	ND	ug/L	5.0	1		02/15/23 03:50	95-49-8	
4-Chlorotoluene	ND	ug/L	5.0	1		02/15/23 03:50	106-43-4	
Dibromochloromethane	ND	ug/L	5.0	1		02/15/23 03:50	124-48-1	
1,2-Dibromoethane (EDB)	ND	ug/L	5.0	1		02/15/23 03:50	106-93-4	
Dibromomethane	ND	ug/L	5.0	1		02/15/23 03:50	74-95-3	
1,2-Dichlorobenzene	ND	ug/L	5.0	1		02/15/23 03:50	95-50-1	
1,3-Dichlorobenzene	ND	ug/L	5.0	1		02/15/23 03:50	541-73-1	
1,4-Dichlorobenzene	ND	ug/L	5.0	1		02/15/23 03:50	106-46-7	
trans-1,4-Dichloro-2-butene	ND	ug/L	100	1		02/15/23 03:50	110-57-6	
Dichlorodifluoromethane	ND	ug/L	5.0	1		02/15/23 03:50	75-71-8	
1,1-Dichloroethane	ND	ug/L	5.0	1		02/15/23 03:50	75-34-3	
1,2-Dichloroethane	ND	ug/L	5.0	1		02/15/23 03:50	107-06-2	
1,1-Dichloroethene	ND	ug/L	5.0	1		02/15/23 03:50	75-35-4	
cis-1,2-Dichloroethene	**23.3**	ug/L	5.0	1		02/15/23 03:50	156-59-2	
trans-1,2-Dichloroethene	ND	ug/L	5.0	1		02/15/23 03:50	156-60-5	
1,2-Dichloropropane	ND	ug/L	5.0	1		02/15/23 03:50	78-87-5	
1,3-Dichloropropane	ND	ug/L	5.0	1		02/15/23 03:50	142-28-9	
2,2-Dichloropropane	ND	ug/L	5.0	1		02/15/23 03:50	594-20-7	
1,1-Dichloropropene	ND	ug/L	5.0	1		02/15/23 03:50	563-58-6	
cis-1,3-Dichloropropene	ND	ug/L	5.0	1		02/15/23 03:50	10061-01-5	
trans-1,3-Dichloropropene	ND	ug/L	5.0	1		02/15/23 03:50	10061-02-6	
Ethylbenzene	ND	ug/L	5.0	1		02/15/23 03:50	100-41-4	
Ethyl methacrylate	ND	ug/L	100	1		02/15/23 03:50	97-63-2	
Hexachloro-1,3-butadiene	ND	ug/L	5.0	1		02/15/23 03:50	87-68-3	
n-Hexane	ND	ug/L	5.0	1		02/15/23 03:50	110-54-3	
2-Hexanone	ND	ug/L	25.0	1		02/15/23 03:50	591-78-6	
Iodomethane	ND	ug/L	10.0	1		02/15/23 03:50	74-88-4	

This report shall not be reproduced, except in full,
without the written consent of Pace Analytical Services, LLC.

Pace Analytical Services, LLC
7726 Moller Road
Indianapolis, IN 46268
(317)228-3100

ANALYTICAL RESULTS

Project: HRID 1Q2023
Pace Project No.: 50337251

Sample: MW-29 **Lab ID: 50337251007** Collected: 02/09/23 14:38 Received: 02/10/23 16:25 Matrix: Water

Parameters	Results	Units	Report Limit	DF	Prepared	Analyzed	CAS No.	Qual
8260 MSV Indiana	Analytical Method: EPA 5030/8260							
	Pace Analytical Services - Indianapolis							
Isopropylbenzene (Cumene)	ND	ug/L	5.0	1		02/15/23 03:50	98-82-8	
p-Isopropyltoluene	ND	ug/L	5.0	1		02/15/23 03:50	99-87-6	
Methylene Chloride	ND	ug/L	5.0	1		02/15/23 03:50	75-09-2	
1-Methylnaphthalene	ND	ug/L	10.0	1		02/15/23 03:50	90-12-0	
2-Methylnaphthalene	ND	ug/L	10.0	1		02/15/23 03:50	91-57-6	
4-Methyl-2-pentanone (MIBK)	ND	ug/L	25.0	1		02/15/23 03:50	108-10-1	
Methyl-tert-butyl ether	ND	ug/L	4.0	1		02/15/23 03:50	1634-04-4	
Naphthalene	ND	ug/L	1.2	1		02/15/23 03:50	91-20-3	
n-Propylbenzene	ND	ug/L	5.0	1		02/15/23 03:50	103-65-1	
Styrene	ND	ug/L	5.0	1		02/15/23 03:50	100-42-5	
1,1,1,2-Tetrachloroethane	ND	ug/L	5.0	1		02/15/23 03:50	630-20-6	
1,1,2,2-Tetrachloroethane	ND	ug/L	5.0	1		02/15/23 03:50	79-34-5	
Tetrachloroethene	ND	ug/L	5.0	1		02/15/23 03:50	127-18-4	
Toluene	ND	ug/L	5.0	1		02/15/23 03:50	108-88-3	
1,2,3-Trichlorobenzene	ND	ug/L	5.0	1		02/15/23 03:50	87-61-6	
1,2,4-Trichlorobenzene	ND	ug/L	5.0	1		02/15/23 03:50	120-82-1	
1,1,1-Trichloroethane	ND	ug/L	5.0	1		02/15/23 03:50	71-55-6	
1,1,2-Trichloroethane	ND	ug/L	5.0	1		02/15/23 03:50	79-00-5	
Trichloroethene	ND	ug/L	5.0	1		02/15/23 03:50	79-01-6	
Trichlorofluoromethane	ND	ug/L	5.0	1		02/15/23 03:50	75-69-4	
1,2,3-Trichloropropane	ND	ug/L	5.0	1		02/15/23 03:50	96-18-4	
1,2,4-Trimethylbenzene	ND	ug/L	5.0	1		02/15/23 03:50	95-63-6	
1,3,5-Trimethylbenzene	ND	ug/L	5.0	1		02/15/23 03:50	108-67-8	
Vinyl acetate	ND	ug/L	50.0	1		02/15/23 03:50	108-05-4	L1
Vinyl chloride	**8.0**	ug/L	2.0	1		02/15/23 03:50	75-01-4	
Xylene (Total)	ND	ug/L	10.0	1		02/15/23 03:50	1330-20-7	
Surrogates								
Dibromofluoromethane (S)	103	%.	82-128	1		02/15/23 03:50	1868-53-7	
4-Bromofluorobenzene (S)	97	%.	79-124	1		02/15/23 03:50	460-00-4	
Toluene-d8 (S)	96	%.	73-122	1		02/15/23 03:50	2037-26-5	

This report shall not be reproduced, except in full,
without the written consent of Pace Analytical Services, LLC.

Pace Analytical Services, LLC
7726 Moller Road
Indianapolis, IN 46268
(317)228-3100

ANALYTICAL RESULTS

Project: HRID 1Q2023
Pace Project No.: 50337251

Sample: MW-29D **Lab ID: 50337251008** Collected: 02/09/23 15:15 Received: 02/10/23 16:25 Matrix: Water

Parameters	Results	Units	Report Limit	DF	Prepared	Analyzed	CAS No.	Qual
8260 MSV Indiana	Analytical Method: EPA 5030/8260							
	Pace Analytical Services - Indianapolis							
Acetone	ND	ug/L	100	1		02/15/23 04:23	67-64-1	
Acrolein	ND	ug/L	50.0	1		02/15/23 04:23	107-02-8	
Acrylonitrile	ND	ug/L	100	1		02/15/23 04:23	107-13-1	
Benzene	ND	ug/L	5.0	1		02/15/23 04:23	71-43-2	
Bromobenzene	ND	ug/L	5.0	1		02/15/23 04:23	108-86-1	
Bromochloromethane	ND	ug/L	5.0	1		02/15/23 04:23	74-97-5	
Bromodichloromethane	ND	ug/L	5.0	1		02/15/23 04:23	75-27-4	
Bromoform	ND	ug/L	5.0	1		02/15/23 04:23	75-25-2	
Bromomethane	ND	ug/L	5.0	1		02/15/23 04:23	74-83-9	
2-Butanone (MEK)	ND	ug/L	25.0	1		02/15/23 04:23	78-93-3	
n-Butylbenzene	ND	ug/L	5.0	1		02/15/23 04:23	104-51-8	
sec-Butylbenzene	ND	ug/L	5.0	1		02/15/23 04:23	135-98-8	
tert-Butylbenzene	ND	ug/L	5.0	1		02/15/23 04:23	98-06-6	
Carbon disulfide	ND	ug/L	10.0	1		02/15/23 04:23	75-15-0	
Carbon tetrachloride	ND	ug/L	5.0	1		02/15/23 04:23	56-23-5	
Chlorobenzene	ND	ug/L	5.0	1		02/15/23 04:23	108-90-7	
Chloroethane	ND	ug/L	5.0	1		02/15/23 04:23	75-00-3	
Chloroform	ND	ug/L	5.0	1		02/15/23 04:23	67-66-3	
Chloromethane	ND	ug/L	5.0	1		02/15/23 04:23	74-87-3	
2-Chlorotoluene	ND	ug/L	5.0	1		02/15/23 04:23	95-49-8	
4-Chlorotoluene	ND	ug/L	5.0	1		02/15/23 04:23	106-43-4	
Dibromochloromethane	ND	ug/L	5.0	1		02/15/23 04:23	124-48-1	
1,2-Dibromoethane (EDB)	ND	ug/L	5.0	1		02/15/23 04:23	106-93-4	
Dibromomethane	ND	ug/L	5.0	1		02/15/23 04:23	74-95-3	
1,2-Dichlorobenzene	ND	ug/L	5.0	1		02/15/23 04:23	95-50-1	
1,3-Dichlorobenzene	ND	ug/L	5.0	1		02/15/23 04:23	541-73-1	
1,4-Dichlorobenzene	ND	ug/L	5.0	1		02/15/23 04:23	106-46-7	
trans-1,4-Dichloro-2-butene	ND	ug/L	100	1		02/15/23 04:23	110-57-6	
Dichlorodifluoromethane	ND	ug/L	5.0	1		02/15/23 04:23	75-71-8	
1,1-Dichloroethane	ND	ug/L	5.0	1		02/15/23 04:23	75-34-3	
1,2-Dichloroethane	ND	ug/L	5.0	1		02/15/23 04:23	107-06-2	
1,1-Dichloroethene	ND	ug/L	5.0	1		02/15/23 04:23	75-35-4	
cis-1,2-Dichloroethene	**73.7**	ug/L	5.0	1		02/15/23 04:23	156-59-2	
trans-1,2-Dichloroethene	ND	ug/L	5.0	1		02/15/23 04:23	156-60-5	
1,2-Dichloropropane	ND	ug/L	5.0	1		02/15/23 04:23	78-87-5	
1,3-Dichloropropane	ND	ug/L	5.0	1		02/15/23 04:23	142-28-9	
2,2-Dichloropropane	ND	ug/L	5.0	1		02/15/23 04:23	594-20-7	
1,1-Dichloropropene	ND	ug/L	5.0	1		02/15/23 04:23	563-58-6	
cis-1,3-Dichloropropene	ND	ug/L	5.0	1		02/15/23 04:23	10061-01-5	
trans-1,3-Dichloropropene	ND	ug/L	5.0	1		02/15/23 04:23	10061-02-6	
Ethylbenzene	ND	ug/L	5.0	1		02/15/23 04:23	100-41-4	
Ethyl methacrylate	ND	ug/L	100	1		02/15/23 04:23	97-63-2	
Hexachloro-1,3-butadiene	ND	ug/L	5.0	1		02/15/23 04:23	87-68-3	
n-Hexane	ND	ug/L	5.0	1		02/15/23 04:23	110-54-3	
2-Hexanone	ND	ug/L	25.0	1		02/15/23 04:23	591-78-6	
Iodomethane	ND	ug/L	10.0	1		02/15/23 04:23	74-88-4	

This report shall not be reproduced, except in full,
without the written consent of Pace Analytical Services, LLC.

Pace Analytical Services, LLC
7726 Moller Road
Indianapolis, IN 46268
(317)228-3100

ANALYTICAL RESULTS

Project: HRID 1Q2023
Pace Project No.: 50337251

Sample: MW-29D **Lab ID: 50337251008** Collected: 02/09/23 15:15 Received: 02/10/23 16:25 Matrix: Water

Parameters	Results	Units	Report Limit	DF	Prepared	Analyzed	CAS No.	Qual
8260 MSV Indiana	Analytical Method: EPA 5030/8260							
	Pace Analytical Services - Indianapolis							
Isopropylbenzene (Cumene)	ND	ug/L	5.0	1		02/15/23 04:23	98-82-8	
p-Isopropyltoluene	ND	ug/L	5.0	1		02/15/23 04:23	99-87-6	
Methylene Chloride	ND	ug/L	5.0	1		02/15/23 04:23	75-09-2	
1-Methylnaphthalene	ND	ug/L	10.0	1		02/15/23 04:23	90-12-0	
2-Methylnaphthalene	ND	ug/L	10.0	1		02/15/23 04:23	91-57-6	
4-Methyl-2-pentanone (MIBK)	ND	ug/L	25.0	1		02/15/23 04:23	108-10-1	
Methyl-tert-butyl ether	ND	ug/L	4.0	1		02/15/23 04:23	1634-04-4	
Naphthalene	ND	ug/L	1.2	1		02/15/23 04:23	91-20-3	
n-Propylbenzene	ND	ug/L	5.0	1		02/15/23 04:23	103-65-1	
Styrene	ND	ug/L	5.0	1		02/15/23 04:23	100-42-5	
1,1,1,2-Tetrachloroethane	ND	ug/L	5.0	1		02/15/23 04:23	630-20-6	
1,1,2,2-Tetrachloroethane	ND	ug/L	5.0	1		02/15/23 04:23	79-34-5	
Tetrachloroethene	**13.9**	ug/L	5.0	1		02/15/23 04:23	127-18-4	
Toluene	ND	ug/L	5.0	1		02/15/23 04:23	108-88-3	
1,2,3-Trichlorobenzene	ND	ug/L	5.0	1		02/15/23 04:23	87-61-6	
1,2,4-Trichlorobenzene	ND	ug/L	5.0	1		02/15/23 04:23	120-82-1	
1,1,1-Trichloroethane	ND	ug/L	5.0	1		02/15/23 04:23	71-55-6	
1,1,2-Trichloroethane	ND	ug/L	5.0	1		02/15/23 04:23	79-00-5	
Trichloroethene	**103**	ug/L	5.0	1		02/15/23 04:23	79-01-6	
Trichlorofluoromethane	ND	ug/L	5.0	1		02/15/23 04:23	75-69-4	
1,2,3-Trichloropropane	ND	ug/L	5.0	1		02/15/23 04:23	96-18-4	
1,2,4-Trimethylbenzene	ND	ug/L	5.0	1		02/15/23 04:23	95-63-6	
1,3,5-Trimethylbenzene	ND	ug/L	5.0	1		02/15/23 04:23	108-67-8	
Vinyl acetate	ND	ug/L	50.0	1		02/15/23 04:23	108-05-4	L1
Vinyl chloride	**17.5**	ug/L	2.0	1		02/15/23 04:23	75-01-4	
Xylene (Total)	ND	ug/L	10.0	1		02/15/23 04:23	1330-20-7	
Surrogates								
Dibromofluoromethane (S)	101	%.	82-128	1		02/15/23 04:23	1868-53-7	
4-Bromofluorobenzene (S)	96	%.	79-124	1		02/15/23 04:23	460-00-4	
Toluene-d8 (S)	98	%.	73-122	1		02/15/23 04:23	2037-26-5	

This report shall not be reproduced, except in full,
without the written consent of Pace Analytical Services, LLC.

Pace Analytical Services, LLC
7726 Moller Road
Indianapolis, IN 46268
(317)228-3100

ANALYTICAL RESULTS

Project: HRID 1Q2023
Pace Project No.: 50337251

Sample: MW-12 **Lab ID: 50337251009** Collected: 02/10/23 09:05 Received: 02/10/23 16:25 Matrix: Water

Parameters	Results	Units	Report Limit	DF	Prepared	Analyzed	CAS No.	Qual
8260 MSV Indiana	Analytical Method: EPA 5030/8260							
	Pace Analytical Services - Indianapolis							
Acetone	ND	ug/L	100	1		02/15/23 04:56	67-64-1	
Acrolein	ND	ug/L	50.0	1		02/15/23 04:56	107-02-8	
Acrylonitrile	ND	ug/L	100	1		02/15/23 04:56	107-13-1	
Benzene	ND	ug/L	5.0	1		02/15/23 04:56	71-43-2	
Bromobenzene	ND	ug/L	5.0	1		02/15/23 04:56	108-86-1	
Bromochloromethane	ND	ug/L	5.0	1		02/15/23 04:56	74-97-5	
Bromodichloromethane	ND	ug/L	5.0	1		02/15/23 04:56	75-27-4	
Bromoform	ND	ug/L	5.0	1		02/15/23 04:56	75-25-2	
Bromomethane	ND	ug/L	5.0	1		02/15/23 04:56	74-83-9	
2-Butanone (MEK)	ND	ug/L	25.0	1		02/15/23 04:56	78-93-3	
n-Butylbenzene	ND	ug/L	5.0	1		02/15/23 04:56	104-51-8	
sec-Butylbenzene	ND	ug/L	5.0	1		02/15/23 04:56	135-98-8	
tert-Butylbenzene	ND	ug/L	5.0	1		02/15/23 04:56	98-06-6	
Carbon disulfide	ND	ug/L	10.0	1		02/15/23 04:56	75-15-0	
Carbon tetrachloride	ND	ug/L	5.0	1		02/15/23 04:56	56-23-5	
Chlorobenzene	ND	ug/L	5.0	1		02/15/23 04:56	108-90-7	
Chloroethane	ND	ug/L	5.0	1		02/15/23 04:56	75-00-3	
Chloroform	ND	ug/L	5.0	1		02/15/23 04:56	67-66-3	
Chloromethane	ND	ug/L	5.0	1		02/15/23 04:56	74-87-3	
2-Chlorotoluene	ND	ug/L	5.0	1		02/15/23 04:56	95-49-8	
4-Chlorotoluene	ND	ug/L	5.0	1		02/15/23 04:56	106-43-4	
Dibromochloromethane	ND	ug/L	5.0	1		02/15/23 04:56	124-48-1	
1,2-Dibromoethane (EDB)	ND	ug/L	5.0	1		02/15/23 04:56	106-93-4	
Dibromomethane	ND	ug/L	5.0	1		02/15/23 04:56	74-95-3	
1,2-Dichlorobenzene	ND	ug/L	5.0	1		02/15/23 04:56	95-50-1	
1,3-Dichlorobenzene	ND	ug/L	5.0	1		02/15/23 04:56	541-73-1	
1,4-Dichlorobenzene	ND	ug/L	5.0	1		02/15/23 04:56	106-46-7	
trans-1,4-Dichloro-2-butene	ND	ug/L	100	1		02/15/23 04:56	110-57-6	
Dichlorodifluoromethane	ND	ug/L	5.0	1		02/15/23 04:56	75-71-8	
1,1-Dichloroethane	ND	ug/L	5.0	1		02/15/23 04:56	75-34-3	
1,2-Dichloroethane	ND	ug/L	5.0	1		02/15/23 04:56	107-06-2	
1,1-Dichloroethene	ND	ug/L	5.0	1		02/15/23 04:56	75-35-4	
cis-1,2-Dichloroethene	ND	ug/L	5.0	1		02/15/23 04:56	156-59-2	
trans-1,2-Dichloroethene	ND	ug/L	5.0	1		02/15/23 04:56	156-60-5	
1,2-Dichloropropane	ND	ug/L	5.0	1		02/15/23 04:56	78-87-5	
1,3-Dichloropropane	ND	ug/L	5.0	1		02/15/23 04:56	142-28-9	
2,2-Dichloropropane	ND	ug/L	5.0	1		02/15/23 04:56	594-20-7	
1,1-Dichloropropene	ND	ug/L	5.0	1		02/15/23 04:56	563-58-6	
cis-1,3-Dichloropropene	ND	ug/L	5.0	1		02/15/23 04:56	10061-01-5	
trans-1,3-Dichloropropene	ND	ug/L	5.0	1		02/15/23 04:56	10061-02-6	
Ethylbenzene	ND	ug/L	5.0	1		02/15/23 04:56	100-41-4	
Ethyl methacrylate	ND	ug/L	100	1		02/15/23 04:56	97-63-2	
Hexachloro-1,3-butadiene	ND	ug/L	5.0	1		02/15/23 04:56	87-68-3	
n-Hexane	ND	ug/L	5.0	1		02/15/23 04:56	110-54-3	
2-Hexanone	ND	ug/L	25.0	1		02/15/23 04:56	591-78-6	
Iodomethane	ND	ug/L	10.0	1		02/15/23 04:56	74-88-4	

This report shall not be reproduced, except in full,
without the written consent of Pace Analytical Services, LLC.

Pace Analytical Services, LLC
7726 Moller Road
Indianapolis, IN 46268
(317)228-3100

ANALYTICAL RESULTS

Project: HRID 1Q2023
Pace Project No.: 50337251

Sample: MW-12 **Lab ID: 50337251009** Collected: 02/10/23 09:05 Received: 02/10/23 16:25 Matrix: Water

Parameters	Results	Units	Report Limit	DF	Prepared	Analyzed	CAS No.	Qual
8260 MSV Indiana	Analytical Method: EPA 5030/8260							
	Pace Analytical Services - Indianapolis							
Isopropylbenzene (Cumene)	ND	ug/L	5.0	1		02/15/23 04:56	98-82-8	
p-Isopropyltoluene	ND	ug/L	5.0	1		02/15/23 04:56	99-87-6	
Methylene Chloride	ND	ug/L	5.0	1		02/15/23 04:56	75-09-2	
1-Methylnaphthalene	ND	ug/L	10.0	1		02/15/23 04:56	90-12-0	
2-Methylnaphthalene	ND	ug/L	10.0	1		02/15/23 04:56	91-57-6	
4-Methyl-2-pentanone (MIBK)	ND	ug/L	25.0	1		02/15/23 04:56	108-10-1	
Methyl-tert-butyl ether	ND	ug/L	4.0	1		02/15/23 04:56	1634-04-4	
Naphthalene	ND	ug/L	1.2	1		02/15/23 04:56	91-20-3	
n-Propylbenzene	ND	ug/L	5.0	1		02/15/23 04:56	103-65-1	
Styrene	ND	ug/L	5.0	1		02/15/23 04:56	100-42-5	
1,1,1,2-Tetrachloroethane	ND	ug/L	5.0	1		02/15/23 04:56	630-20-6	
1,1,2,2-Tetrachloroethane	ND	ug/L	5.0	1		02/15/23 04:56	79-34-5	
Tetrachloroethene	ND	ug/L	5.0	1		02/15/23 04:56	127-18-4	
Toluene	ND	ug/L	5.0	1		02/15/23 04:56	108-88-3	
1,2,3-Trichlorobenzene	ND	ug/L	5.0	1		02/15/23 04:56	87-61-6	
1,2,4-Trichlorobenzene	ND	ug/L	5.0	1		02/15/23 04:56	120-82-1	
1,1,1-Trichloroethane	ND	ug/L	5.0	1		02/15/23 04:56	71-55-6	
1,1,2-Trichloroethane	ND	ug/L	5.0	1		02/15/23 04:56	79-00-5	
Trichloroethene	**51.3**	ug/L	5.0	1		02/15/23 04:56	79-01-6	
Trichlorofluoromethane	ND	ug/L	5.0	1		02/15/23 04:56	75-69-4	
1,2,3-Trichloropropane	ND	ug/L	5.0	1		02/15/23 04:56	96-18-4	
1,2,4-Trimethylbenzene	ND	ug/L	5.0	1		02/15/23 04:56	95-63-6	
1,3,5-Trimethylbenzene	ND	ug/L	5.0	1		02/15/23 04:56	108-67-8	
Vinyl acetate	ND	ug/L	50.0	1		02/15/23 04:56	108-05-4	L1
Vinyl chloride	ND	ug/L	2.0	1		02/15/23 04:56	75-01-4	
Xylene (Total)	ND	ug/L	10.0	1		02/15/23 04:56	1330-20-7	
Surrogates								
Dibromofluoromethane (S)	104	%.	82-128	1		02/15/23 04:56	1868-53-7	
4-Bromofluorobenzene (S)	96	%.	79-124	1		02/15/23 04:56	460-00-4	
Toluene-d8 (S)	97	%.	73-122	1		02/15/23 04:56	2037-26-5	

This report shall not be reproduced, except in full,
without the written consent of Pace Analytical Services, LLC.

Pace Analytical Services, LLC
7726 Moller Road
Indianapolis, IN 46268
(317)228-3100

ANALYTICAL RESULTS

Project: HRID 1Q2023
Pace Project No.: 50337251

Sample: MW-12D **Lab ID: 50337251010** Collected: 02/10/23 08:28 Received: 02/10/23 16:25 Matrix: Water

Parameters	Results	Units	Report Limit	DF	Prepared	Analyzed	CAS No.	Qual
8260 MSV Indiana	Analytical Method: EPA 5030/8260							
	Pace Analytical Services - Indianapolis							
Acetone	ND	ug/L	100	1		02/15/23 05:28	67-64-1	
Acrolein	ND	ug/L	50.0	1		02/15/23 05:28	107-02-8	
Acrylonitrile	ND	ug/L	100	1		02/15/23 05:28	107-13-1	
Benzene	ND	ug/L	5.0	1		02/15/23 05:28	71-43-2	
Bromobenzene	ND	ug/L	5.0	1		02/15/23 05:28	108-86-1	
Bromochloromethane	ND	ug/L	5.0	1		02/15/23 05:28	74-97-5	
Bromodichloromethane	ND	ug/L	5.0	1		02/15/23 05:28	75-27-4	
Bromoform	ND	ug/L	5.0	1		02/15/23 05:28	75-25-2	
Bromomethane	ND	ug/L	5.0	1		02/15/23 05:28	74-83-9	
2-Butanone (MEK)	ND	ug/L	25.0	1		02/15/23 05:28	78-93-3	
n-Butylbenzene	ND	ug/L	5.0	1		02/15/23 05:28	104-51-8	
sec-Butylbenzene	ND	ug/L	5.0	1		02/15/23 05:28	135-98-8	
tert-Butylbenzene	ND	ug/L	5.0	1		02/15/23 05:28	98-06-6	
Carbon disulfide	ND	ug/L	10.0	1		02/15/23 05:28	75-15-0	
Carbon tetrachloride	ND	ug/L	5.0	1		02/15/23 05:28	56-23-5	
Chlorobenzene	ND	ug/L	5.0	1		02/15/23 05:28	108-90-7	
Chloroethane	ND	ug/L	5.0	1		02/15/23 05:28	75-00-3	
Chloroform	ND	ug/L	5.0	1		02/15/23 05:28	67-66-3	
Chloromethane	ND	ug/L	5.0	1		02/15/23 05:28	74-87-3	
2-Chlorotoluene	ND	ug/L	5.0	1		02/15/23 05:28	95-49-8	
4-Chlorotoluene	ND	ug/L	5.0	1		02/15/23 05:28	106-43-4	
Dibromochloromethane	ND	ug/L	5.0	1		02/15/23 05:28	124-48-1	
1,2-Dibromoethane (EDB)	ND	ug/L	5.0	1		02/15/23 05:28	106-93-4	
Dibromomethane	ND	ug/L	5.0	1		02/15/23 05:28	74-95-3	
1,2-Dichlorobenzene	ND	ug/L	5.0	1		02/15/23 05:28	95-50-1	
1,3-Dichlorobenzene	ND	ug/L	5.0	1		02/15/23 05:28	541-73-1	
1,4-Dichlorobenzene	ND	ug/L	5.0	1		02/15/23 05:28	106-46-7	
trans-1,4-Dichloro-2-butene	ND	ug/L	100	1		02/15/23 05:28	110-57-6	
Dichlorodifluoromethane	ND	ug/L	5.0	1		02/15/23 05:28	75-71-8	
1,1-Dichloroethane	ND	ug/L	5.0	1		02/15/23 05:28	75-34-3	
1,2-Dichloroethane	ND	ug/L	5.0	1		02/15/23 05:28	107-06-2	
1,1-Dichloroethene	ND	ug/L	5.0	1		02/15/23 05:28	75-35-4	
cis-1,2-Dichloroethene	ND	ug/L	5.0	1		02/15/23 05:28	156-59-2	
trans-1,2-Dichloroethene	ND	ug/L	5.0	1		02/15/23 05:28	156-60-5	
1,2-Dichloropropane	ND	ug/L	5.0	1		02/15/23 05:28	78-87-5	
1,3-Dichloropropane	ND	ug/L	5.0	1		02/15/23 05:28	142-28-9	
2,2-Dichloropropane	ND	ug/L	5.0	1		02/15/23 05:28	594-20-7	
1,1-Dichloropropene	ND	ug/L	5.0	1		02/15/23 05:28	563-58-6	
cis-1,3-Dichloropropene	ND	ug/L	5.0	1		02/15/23 05:28	10061-01-5	
trans-1,3-Dichloropropene	ND	ug/L	5.0	1		02/15/23 05:28	10061-02-6	
Ethylbenzene	ND	ug/L	5.0	1		02/15/23 05:28	100-41-4	
Ethyl methacrylate	ND	ug/L	100	1		02/15/23 05:28	97-63-2	
Hexachloro-1,3-butadiene	ND	ug/L	5.0	1		02/15/23 05:28	87-68-3	
n-Hexane	ND	ug/L	5.0	1		02/15/23 05:28	110-54-3	
2-Hexanone	ND	ug/L	25.0	1		02/15/23 05:28	591-78-6	
Iodomethane	ND	ug/L	10.0	1		02/15/23 05:28	74-88-4	

This report shall not be reproduced, except in full,
without the written consent of Pace Analytical Services, LLC.

Pace Analytical Services, LLC
7726 Moller Road
Indianapolis, IN 46268
(317)228-3100

ANALYTICAL RESULTS

Project: HRID 1Q2023
Pace Project No.: 50337251

Sample: MW-12D **Lab ID: 50337251010** Collected: 02/10/23 08:28 Received: 02/10/23 16:25 Matrix: Water

Parameters	Results	Units	Report Limit	DF	Prepared	Analyzed	CAS No.	Qual
8260 MSV Indiana	Analytical Method: EPA 5030/8260							
	Pace Analytical Services - Indianapolis							
Isopropylbenzene (Cumene)	ND	ug/L	5.0	1		02/15/23 05:28	98-82-8	
p-Isopropyltoluene	ND	ug/L	5.0	1		02/15/23 05:28	99-87-6	
Methylene Chloride	ND	ug/L	5.0	1		02/15/23 05:28	75-09-2	
1-Methylnaphthalene	ND	ug/L	10.0	1		02/15/23 05:28	90-12-0	
2-Methylnaphthalene	ND	ug/L	10.0	1		02/15/23 05:28	91-57-6	
4-Methyl-2-pentanone (MIBK)	ND	ug/L	25.0	1		02/15/23 05:28	108-10-1	
Methyl-tert-butyl ether	ND	ug/L	4.0	1		02/15/23 05:28	1634-04-4	
Naphthalene	ND	ug/L	1.2	1		02/15/23 05:28	91-20-3	
n-Propylbenzene	ND	ug/L	5.0	1		02/15/23 05:28	103-65-1	
Styrene	ND	ug/L	5.0	1		02/15/23 05:28	100-42-5	
1,1,1,2-Tetrachloroethane	ND	ug/L	5.0	1		02/15/23 05:28	630-20-6	
1,1,2,2-Tetrachloroethane	ND	ug/L	5.0	1		02/15/23 05:28	79-34-5	
Tetrachloroethene	ND	ug/L	5.0	1		02/15/23 05:28	127-18-4	
Toluene	ND	ug/L	5.0	1		02/15/23 05:28	108-88-3	
1,2,3-Trichlorobenzene	ND	ug/L	5.0	1		02/15/23 05:28	87-61-6	
1,2,4-Trichlorobenzene	ND	ug/L	5.0	1		02/15/23 05:28	120-82-1	
1,1,1-Trichloroethane	ND	ug/L	5.0	1		02/15/23 05:28	71-55-6	
1,1,2-Trichloroethane	ND	ug/L	5.0	1		02/15/23 05:28	79-00-5	
Trichloroethene	ND	ug/L	5.0	1		02/15/23 05:28	79-01-6	
Trichlorofluoromethane	ND	ug/L	5.0	1		02/15/23 05:28	75-69-4	
1,2,3-Trichloropropane	ND	ug/L	5.0	1		02/15/23 05:28	96-18-4	
1,2,4-Trimethylbenzene	ND	ug/L	5.0	1		02/15/23 05:28	95-63-6	
1,3,5-Trimethylbenzene	ND	ug/L	5.0	1		02/15/23 05:28	108-67-8	
Vinyl acetate	ND	ug/L	50.0	1		02/15/23 05:28	108-05-4	L1
Vinyl chloride	ND	ug/L	2.0	1		02/15/23 05:28	75-01-4	
Xylene (Total)	ND	ug/L	10.0	1		02/15/23 05:28	1330-20-7	
Surrogates								
Dibromofluoromethane (S)	103	%.	82-128	1		02/15/23 05:28	1868-53-7	
4-Bromofluorobenzene (S)	94	%.	79-124	1		02/15/23 05:28	460-00-4	
Toluene-d8 (S)	96	%.	73-122	1		02/15/23 05:28	2037-26-5	

This report shall not be reproduced, except in full,
without the written consent of Pace Analytical Services, LLC.

Pace Analytical Services, LLC
7726 Moller Road
Indianapolis, IN 46268
(317)228-3100

ANALYTICAL RESULTS

Project: HRID 1Q2023
Pace Project No.: 50337251

Sample: MW-46I **Lab ID: 50337251011** Collected: 02/10/23 10:36 Received: 02/10/23 16:25 Matrix: Water

Parameters	Results	Units	Report Limit	DF	Prepared	Analyzed	CAS No.	Qual
8260 MSV Indiana	Analytical Method: EPA 5030/8260							
	Pace Analytical Services - Indianapolis							
Acetone	ND	ug/L	100	1		02/15/23 01:56	67-64-1	
Acrolein	ND	ug/L	50.0	1		02/15/23 01:56	107-02-8	
Acrylonitrile	ND	ug/L	100	1		02/15/23 01:56	107-13-1	
Benzene	ND	ug/L	5.0	1		02/15/23 01:56	71-43-2	
Bromobenzene	ND	ug/L	5.0	1		02/15/23 01:56	108-86-1	
Bromochloromethane	ND	ug/L	5.0	1		02/15/23 01:56	74-97-5	
Bromodichloromethane	ND	ug/L	5.0	1		02/15/23 01:56	75-27-4	
Bromoform	ND	ug/L	5.0	1		02/15/23 01:56	75-25-2	
Bromomethane	ND	ug/L	5.0	1		02/15/23 01:56	74-83-9	
2-Butanone (MEK)	ND	ug/L	25.0	1		02/15/23 01:56	78-93-3	
n-Butylbenzene	ND	ug/L	5.0	1		02/15/23 01:56	104-51-8	
sec-Butylbenzene	ND	ug/L	5.0	1		02/15/23 01:56	135-98-8	
tert-Butylbenzene	ND	ug/L	5.0	1		02/15/23 01:56	98-06-6	
Carbon disulfide	ND	ug/L	10.0	1		02/15/23 01:56	75-15-0	
Carbon tetrachloride	ND	ug/L	5.0	1		02/15/23 01:56	56-23-5	
Chlorobenzene	ND	ug/L	5.0	1		02/15/23 01:56	108-90-7	
Chloroethane	ND	ug/L	5.0	1		02/15/23 01:56	75-00-3	
Chloroform	ND	ug/L	5.0	1		02/15/23 01:56	67-66-3	
Chloromethane	ND	ug/L	5.0	1		02/15/23 01:56	74-87-3	
2-Chlorotoluene	ND	ug/L	5.0	1		02/15/23 01:56	95-49-8	
4-Chlorotoluene	ND	ug/L	5.0	1		02/15/23 01:56	106-43-4	
Dibromochloromethane	ND	ug/L	5.0	1		02/15/23 01:56	124-48-1	
1,2-Dibromoethane (EDB)	ND	ug/L	5.0	1		02/15/23 01:56	106-93-4	
Dibromomethane	ND	ug/L	5.0	1		02/15/23 01:56	74-95-3	
1,2-Dichlorobenzene	ND	ug/L	5.0	1		02/15/23 01:56	95-50-1	
1,3-Dichlorobenzene	ND	ug/L	5.0	1		02/15/23 01:56	541-73-1	
1,4-Dichlorobenzene	ND	ug/L	5.0	1		02/15/23 01:56	106-46-7	
trans-1,4-Dichloro-2-butene	ND	ug/L	100	1		02/15/23 01:56	110-57-6	
Dichlorodifluoromethane	ND	ug/L	5.0	1		02/15/23 01:56	75-71-8	
1,1-Dichloroethane	ND	ug/L	5.0	1		02/15/23 01:56	75-34-3	
1,2-Dichloroethane	ND	ug/L	5.0	1		02/15/23 01:56	107-06-2	
1,1-Dichloroethene	ND	ug/L	5.0	1		02/15/23 01:56	75-35-4	
cis-1,2-Dichloroethene	ND	ug/L	5.0	1		02/15/23 01:56	156-59-2	
trans-1,2-Dichloroethene	ND	ug/L	5.0	1		02/15/23 01:56	156-60-5	
1,2-Dichloropropane	ND	ug/L	5.0	1		02/15/23 01:56	78-87-5	
1,3-Dichloropropane	ND	ug/L	5.0	1		02/15/23 01:56	142-28-9	
2,2-Dichloropropane	ND	ug/L	5.0	1		02/15/23 01:56	594-20-7	
1,1-Dichloropropene	ND	ug/L	5.0	1		02/15/23 01:56	563-58-6	
cis-1,3-Dichloropropene	ND	ug/L	5.0	1		02/15/23 01:56	10061-01-5	
trans-1,3-Dichloropropene	ND	ug/L	5.0	1		02/15/23 01:56	10061-02-6	
Ethylbenzene	ND	ug/L	5.0	1		02/15/23 01:56	100-41-4	
Ethyl methacrylate	ND	ug/L	100	1		02/15/23 01:56	97-63-2	
Hexachloro-1,3-butadiene	ND	ug/L	5.0	1		02/15/23 01:56	87-68-3	
n-Hexane	ND	ug/L	5.0	1		02/15/23 01:56	110-54-3	
2-Hexanone	ND	ug/L	25.0	1		02/15/23 01:56	591-78-6	
Iodomethane	ND	ug/L	10.0	1		02/15/23 01:56	74-88-4	

This report shall not be reproduced, except in full,
without the written consent of Pace Analytical Services, LLC.

Pace Analytical Services, LLC
7726 Moller Road
Indianapolis, IN 46268
(317)228-3100

ANALYTICAL RESULTS

Project: HRID 1Q2023
Pace Project No.: 50337251

Sample: MW-46I **Lab ID: 50337251011** Collected: 02/10/23 10:36 Received: 02/10/23 16:25 Matrix: Water

Parameters	Results	Units	Report Limit	DF	Prepared	Analyzed	CAS No.	Qual
8260 MSV Indiana	Analytical Method: EPA 5030/8260							
	Pace Analytical Services - Indianapolis							
Isopropylbenzene (Cumene)	ND	ug/L	5.0	1		02/15/23 01:56	98-82-8	
p-Isopropyltoluene	ND	ug/L	5.0	1		02/15/23 01:56	99-87-6	
Methylene Chloride	ND	ug/L	5.0	1		02/15/23 01:56	75-09-2	
1-Methylnaphthalene	ND	ug/L	10.0	1		02/15/23 01:56	90-12-0	
2-Methylnaphthalene	ND	ug/L	10.0	1		02/15/23 01:56	91-57-6	
4-Methyl-2-pentanone (MIBK)	ND	ug/L	25.0	1		02/15/23 01:56	108-10-1	
Methyl-tert-butyl ether	ND	ug/L	4.0	1		02/15/23 01:56	1634-04-4	
Naphthalene	ND	ug/L	1.2	1		02/15/23 01:56	91-20-3	
n-Propylbenzene	ND	ug/L	5.0	1		02/15/23 01:56	103-65-1	
Styrene	ND	ug/L	5.0	1		02/15/23 01:56	100-42-5	
1,1,1,2-Tetrachloroethane	ND	ug/L	5.0	1		02/15/23 01:56	630-20-6	
1,1,2,2-Tetrachloroethane	ND	ug/L	5.0	1		02/15/23 01:56	79-34-5	
Tetrachloroethene	ND	ug/L	5.0	1		02/15/23 01:56	127-18-4	
Toluene	ND	ug/L	5.0	1		02/15/23 01:56	108-88-3	
1,2,3-Trichlorobenzene	ND	ug/L	5.0	1		02/15/23 01:56	87-61-6	
1,2,4-Trichlorobenzene	ND	ug/L	5.0	1		02/15/23 01:56	120-82-1	
1,1,1-Trichloroethane	ND	ug/L	5.0	1		02/15/23 01:56	71-55-6	
1,1,2-Trichloroethane	ND	ug/L	5.0	1		02/15/23 01:56	79-00-5	
Trichloroethene	ND	ug/L	5.0	1		02/15/23 01:56	79-01-6	
Trichlorofluoromethane	ND	ug/L	5.0	1		02/15/23 01:56	75-69-4	
1,2,3-Trichloropropane	ND	ug/L	5.0	1		02/15/23 01:56	96-18-4	
1,2,4-Trimethylbenzene	ND	ug/L	5.0	1		02/15/23 01:56	95-63-6	
1,3,5-Trimethylbenzene	ND	ug/L	5.0	1		02/15/23 01:56	108-67-8	
Vinyl acetate	ND	ug/L	50.0	1		02/15/23 01:56	108-05-4	L1
Vinyl chloride	**91.4**	ug/L	2.0	1		02/15/23 01:56	75-01-4	
Xylene (Total)	ND	ug/L	10.0	1		02/15/23 01:56	1330-20-7	
Surrogates								
Dibromofluoromethane (S)	103	%.	82-128	1		02/15/23 01:56	1868-53-7	
4-Bromofluorobenzene (S)	98	%.	79-124	1		02/15/23 01:56	460-00-4	
Toluene-d8 (S)	97	%.	73-122	1		02/15/23 01:56	2037-26-5	

This report shall not be reproduced, except in full,
without the written consent of Pace Analytical Services, LLC.

Pace Analytical Services, LLC
7726 Moller Road
Indianapolis, IN 46268
(317)228-3100

ANALYTICAL RESULTS

Project: HRID 1Q2023
Pace Project No.: 50337251

Sample: MW-64I **Lab ID: 50337251012** Collected: 02/10/23 11:10 Received: 02/10/23 16:25 Matrix: Water

Parameters	Results	Units	Report Limit	DF	Prepared	Analyzed	CAS No.	Qual
8260 MSV Indiana	Analytical Method: EPA 5030/8260							
	Pace Analytical Services - Indianapolis							
Acetone	ND	ug/L	100	1		02/15/23 02:29	67-64-1	
Acrolein	ND	ug/L	50.0	1		02/15/23 02:29	107-02-8	
Acrylonitrile	ND	ug/L	100	1		02/15/23 02:29	107-13-1	
Benzene	ND	ug/L	5.0	1		02/15/23 02:29	71-43-2	
Bromobenzene	ND	ug/L	5.0	1		02/15/23 02:29	108-86-1	
Bromochloromethane	ND	ug/L	5.0	1		02/15/23 02:29	74-97-5	
Bromodichloromethane	ND	ug/L	5.0	1		02/15/23 02:29	75-27-4	
Bromoform	ND	ug/L	5.0	1		02/15/23 02:29	75-25-2	
Bromomethane	ND	ug/L	5.0	1		02/15/23 02:29	74-83-9	
2-Butanone (MEK)	ND	ug/L	25.0	1		02/15/23 02:29	78-93-3	
n-Butylbenzene	ND	ug/L	5.0	1		02/15/23 02:29	104-51-8	
sec-Butylbenzene	ND	ug/L	5.0	1		02/15/23 02:29	135-98-8	
tert-Butylbenzene	ND	ug/L	5.0	1		02/15/23 02:29	98-06-6	
Carbon disulfide	ND	ug/L	10.0	1		02/15/23 02:29	75-15-0	
Carbon tetrachloride	ND	ug/L	5.0	1		02/15/23 02:29	56-23-5	
Chlorobenzene	ND	ug/L	5.0	1		02/15/23 02:29	108-90-7	
Chloroethane	ND	ug/L	5.0	1		02/15/23 02:29	75-00-3	
Chloroform	ND	ug/L	5.0	1		02/15/23 02:29	67-66-3	
Chloromethane	ND	ug/L	5.0	1		02/15/23 02:29	74-87-3	
2-Chlorotoluene	ND	ug/L	5.0	1		02/15/23 02:29	95-49-8	
4-Chlorotoluene	ND	ug/L	5.0	1		02/15/23 02:29	106-43-4	
Dibromochloromethane	ND	ug/L	5.0	1		02/15/23 02:29	124-48-1	
1,2-Dibromoethane (EDB)	ND	ug/L	5.0	1		02/15/23 02:29	106-93-4	
Dibromomethane	ND	ug/L	5.0	1		02/15/23 02:29	74-95-3	
1,2-Dichlorobenzene	ND	ug/L	5.0	1		02/15/23 02:29	95-50-1	
1,3-Dichlorobenzene	ND	ug/L	5.0	1		02/15/23 02:29	541-73-1	
1,4-Dichlorobenzene	ND	ug/L	5.0	1		02/15/23 02:29	106-46-7	
trans-1,4-Dichloro-2-butene	ND	ug/L	100	1		02/15/23 02:29	110-57-6	
Dichlorodifluoromethane	ND	ug/L	5.0	1		02/15/23 02:29	75-71-8	
1,1-Dichloroethane	ND	ug/L	5.0	1		02/15/23 02:29	75-34-3	
1,2-Dichloroethane	ND	ug/L	5.0	1		02/15/23 02:29	107-06-2	
1,1-Dichloroethene	ND	ug/L	5.0	1		02/15/23 02:29	75-35-4	
cis-1,2-Dichloroethene	**659**	ug/L	50.0	10		02/15/23 03:01	156-59-2	
trans-1,2-Dichloroethene	**61.2**	ug/L	5.0	1		02/15/23 02:29	156-60-5	
1,2-Dichloropropane	ND	ug/L	5.0	1		02/15/23 02:29	78-87-5	
1,3-Dichloropropane	ND	ug/L	5.0	1		02/15/23 02:29	142-28-9	
2,2-Dichloropropane	ND	ug/L	5.0	1		02/15/23 02:29	594-20-7	
1,1-Dichloropropene	ND	ug/L	5.0	1		02/15/23 02:29	563-58-6	
cis-1,3-Dichloropropene	ND	ug/L	5.0	1		02/15/23 02:29	10061-01-5	
trans-1,3-Dichloropropene	ND	ug/L	5.0	1		02/15/23 02:29	10061-02-6	
Ethylbenzene	ND	ug/L	5.0	1		02/15/23 02:29	100-41-4	
Ethyl methacrylate	ND	ug/L	100	1		02/15/23 02:29	97-63-2	
Hexachloro-1,3-butadiene	ND	ug/L	5.0	1		02/15/23 02:29	87-68-3	
n-Hexane	ND	ug/L	5.0	1		02/15/23 02:29	110-54-3	
2-Hexanone	ND	ug/L	25.0	1		02/15/23 02:29	591-78-6	
Iodomethane	ND	ug/L	10.0	1		02/15/23 02:29	74-88-4	

This report shall not be reproduced, except in full,
without the written consent of Pace Analytical Services, LLC.

Pace Analytical Services, LLC
7726 Moller Road
Indianapolis, IN 46268
(317)228-3100

ANALYTICAL RESULTS

Project: HRID 1Q2023
Pace Project No.: 50337251

Sample: MW-64I **Lab ID: 50337251012** Collected: 02/10/23 11:10 Received: 02/10/23 16:25 Matrix: Water

Parameters	Results	Units	Report Limit	DF	Prepared	Analyzed	CAS No.	Qual
8260 MSV Indiana	Analytical Method: EPA 5030/8260							
	Pace Analytical Services - Indianapolis							
Isopropylbenzene (Cumene)	ND	ug/L	5.0	1		02/15/23 02:29	98-82-8	
p-Isopropyltoluene	ND	ug/L	5.0	1		02/15/23 02:29	99-87-6	
Methylene Chloride	ND	ug/L	5.0	1		02/15/23 02:29	75-09-2	
1-Methylnaphthalene	ND	ug/L	10.0	1		02/15/23 02:29	90-12-0	
2-Methylnaphthalene	ND	ug/L	10.0	1		02/15/23 02:29	91-57-6	
4-Methyl-2-pentanone (MIBK)	ND	ug/L	25.0	1		02/15/23 02:29	108-10-1	
Methyl-tert-butyl ether	ND	ug/L	4.0	1		02/15/23 02:29	1634-04-4	
Naphthalene	ND	ug/L	1.2	1		02/15/23 02:29	91-20-3	
n-Propylbenzene	ND	ug/L	5.0	1		02/15/23 02:29	103-65-1	
Styrene	ND	ug/L	5.0	1		02/15/23 02:29	100-42-5	
1,1,1,2-Tetrachloroethane	ND	ug/L	5.0	1		02/15/23 02:29	630-20-6	
1,1,2,2-Tetrachloroethane	ND	ug/L	5.0	1		02/15/23 02:29	79-34-5	
Tetrachloroethene	ND	ug/L	5.0	1		02/15/23 02:29	127-18-4	
Toluene	ND	ug/L	5.0	1		02/15/23 02:29	108-88-3	
1,2,3-Trichlorobenzene	ND	ug/L	5.0	1		02/15/23 02:29	87-61-6	
1,2,4-Trichlorobenzene	ND	ug/L	5.0	1		02/15/23 02:29	120-82-1	
1,1,1-Trichloroethane	ND	ug/L	5.0	1		02/15/23 02:29	71-55-6	
1,1,2-Trichloroethane	ND	ug/L	5.0	1		02/15/23 02:29	79-00-5	
Trichloroethene	**63.8**	ug/L	5.0	1		02/15/23 02:29	79-01-6	
Trichlorofluoromethane	ND	ug/L	5.0	1		02/15/23 02:29	75-69-4	
1,2,3-Trichloropropane	ND	ug/L	5.0	1		02/15/23 02:29	96-18-4	
1,2,4-Trimethylbenzene	ND	ug/L	5.0	1		02/15/23 02:29	95-63-6	
1,3,5-Trimethylbenzene	ND	ug/L	5.0	1		02/15/23 02:29	108-67-8	
Vinyl acetate	ND	ug/L	50.0	1		02/15/23 02:29	108-05-4	L1
Vinyl chloride	ND	ug/L	2.0	1		02/15/23 02:29	75-01-4	
Xylene (Total)	ND	ug/L	10.0	1		02/15/23 02:29	1330-20-7	
Surrogates								
Dibromofluoromethane (S)	103	%.	82-128	1		02/15/23 02:29	1868-53-7	
4-Bromofluorobenzene (S)	96	%.	79-124	1		02/15/23 02:29	460-00-4	
Toluene-d8 (S)	97	%.	73-122	1		02/15/23 02:29	2037-26-5	

This report shall not be reproduced, except in full,
without the written consent of Pace Analytical Services, LLC.

Pace Analytical Services, LLC
7726 Moller Road
Indianapolis, IN 46268
(317)228-3100

ANALYTICAL RESULTS

Project: HRID 1Q2023
Pace Project No.: 50337251

Sample: MW-64D **Lab ID: 50337251013** Collected: 02/10/23 11:43 Received: 02/10/23 16:25 Matrix: Water

Parameters	Results	Units	Report Limit	DF	Prepared	Analyzed	CAS No.	Qual
8260 MSV Indiana	Analytical Method: EPA 5030/8260							
	Pace Analytical Services - Indianapolis							
Acetone	ND	ug/L	100	1		02/15/23 03:34	67-64-1	
Acrolein	ND	ug/L	50.0	1		02/15/23 03:34	107-02-8	
Acrylonitrile	ND	ug/L	100	1		02/15/23 03:34	107-13-1	
Benzene	ND	ug/L	5.0	1		02/15/23 03:34	71-43-2	
Bromobenzene	ND	ug/L	5.0	1		02/15/23 03:34	108-86-1	
Bromochloromethane	ND	ug/L	5.0	1		02/15/23 03:34	74-97-5	
Bromodichloromethane	ND	ug/L	5.0	1		02/15/23 03:34	75-27-4	
Bromoform	ND	ug/L	5.0	1		02/15/23 03:34	75-25-2	
Bromomethane	ND	ug/L	5.0	1		02/15/23 03:34	74-83-9	
2-Butanone (MEK)	ND	ug/L	25.0	1		02/15/23 03:34	78-93-3	
n-Butylbenzene	ND	ug/L	5.0	1		02/15/23 03:34	104-51-8	
sec-Butylbenzene	ND	ug/L	5.0	1		02/15/23 03:34	135-98-8	
tert-Butylbenzene	ND	ug/L	5.0	1		02/15/23 03:34	98-06-6	
Carbon disulfide	ND	ug/L	10.0	1		02/15/23 03:34	75-15-0	
Carbon tetrachloride	ND	ug/L	5.0	1		02/15/23 03:34	56-23-5	
Chlorobenzene	ND	ug/L	5.0	1		02/15/23 03:34	108-90-7	
Chloroethane	ND	ug/L	5.0	1		02/15/23 03:34	75-00-3	
Chloroform	ND	ug/L	5.0	1		02/15/23 03:34	67-66-3	
Chloromethane	ND	ug/L	5.0	1		02/15/23 03:34	74-87-3	
2-Chlorotoluene	ND	ug/L	5.0	1		02/15/23 03:34	95-49-8	
4-Chlorotoluene	ND	ug/L	5.0	1		02/15/23 03:34	106-43-4	
Dibromochloromethane	ND	ug/L	5.0	1		02/15/23 03:34	124-48-1	
1,2-Dibromoethane (EDB)	ND	ug/L	5.0	1		02/15/23 03:34	106-93-4	
Dibromomethane	ND	ug/L	5.0	1		02/15/23 03:34	74-95-3	
1,2-Dichlorobenzene	ND	ug/L	5.0	1		02/15/23 03:34	95-50-1	
1,3-Dichlorobenzene	ND	ug/L	5.0	1		02/15/23 03:34	541-73-1	
1,4-Dichlorobenzene	ND	ug/L	5.0	1		02/15/23 03:34	106-46-7	
trans-1,4-Dichloro-2-butene	ND	ug/L	100	1		02/15/23 03:34	110-57-6	
Dichlorodifluoromethane	ND	ug/L	5.0	1		02/15/23 03:34	75-71-8	
1,1-Dichloroethane	ND	ug/L	5.0	1		02/15/23 03:34	75-34-3	
1,2-Dichloroethane	ND	ug/L	5.0	1		02/15/23 03:34	107-06-2	
1,1-Dichloroethene	ND	ug/L	5.0	1		02/15/23 03:34	75-35-4	
cis-1,2-Dichloroethene	ND	ug/L	5.0	1		02/15/23 03:34	156-59-2	
trans-1,2-Dichloroethene	ND	ug/L	5.0	1		02/15/23 03:34	156-60-5	
1,2-Dichloropropane	ND	ug/L	5.0	1		02/15/23 03:34	78-87-5	
1,3-Dichloropropane	ND	ug/L	5.0	1		02/15/23 03:34	142-28-9	
2,2-Dichloropropane	ND	ug/L	5.0	1		02/15/23 03:34	594-20-7	
1,1-Dichloropropene	ND	ug/L	5.0	1		02/15/23 03:34	563-58-6	
cis-1,3-Dichloropropene	ND	ug/L	5.0	1		02/15/23 03:34	10061-01-5	
trans-1,3-Dichloropropene	ND	ug/L	5.0	1		02/15/23 03:34	10061-02-6	
Ethylbenzene	ND	ug/L	5.0	1		02/15/23 03:34	100-41-4	
Ethyl methacrylate	ND	ug/L	100	1		02/15/23 03:34	97-63-2	
Hexachloro-1,3-butadiene	ND	ug/L	5.0	1		02/15/23 03:34	87-68-3	
n-Hexane	ND	ug/L	5.0	1		02/15/23 03:34	110-54-3	
2-Hexanone	ND	ug/L	25.0	1		02/15/23 03:34	591-78-6	
Iodomethane	ND	ug/L	10.0	1		02/15/23 03:34	74-88-4	

This report shall not be reproduced, except in full,
without the written consent of Pace Analytical Services, LLC.

Pace Analytical Services, LLC
7726 Moller Road
Indianapolis, IN 46268
(317)228-3100

ANALYTICAL RESULTS

Project: HRID 1Q2023
Pace Project No.: 50337251

Sample: MW-64D **Lab ID: 50337251013** Collected: 02/10/23 11:43 Received: 02/10/23 16:25 Matrix: Water

Parameters	Results	Units	Report Limit	DF	Prepared	Analyzed	CAS No.	Qual
8260 MSV Indiana	Analytical Method: EPA 5030/8260							
	Pace Analytical Services - Indianapolis							
Isopropylbenzene (Cumene)	ND	ug/L	5.0	1		02/15/23 03:34	98-82-8	
p-Isopropyltoluene	ND	ug/L	5.0	1		02/15/23 03:34	99-87-6	
Methylene Chloride	ND	ug/L	5.0	1		02/15/23 03:34	75-09-2	
1-Methylnaphthalene	ND	ug/L	10.0	1		02/15/23 03:34	90-12-0	
2-Methylnaphthalene	ND	ug/L	10.0	1		02/15/23 03:34	91-57-6	
4-Methyl-2-pentanone (MIBK)	ND	ug/L	25.0	1		02/15/23 03:34	108-10-1	
Methyl-tert-butyl ether	ND	ug/L	4.0	1		02/15/23 03:34	1634-04-4	
Naphthalene	ND	ug/L	1.2	1		02/15/23 03:34	91-20-3	
n-Propylbenzene	ND	ug/L	5.0	1		02/15/23 03:34	103-65-1	
Styrene	ND	ug/L	5.0	1		02/15/23 03:34	100-42-5	
1,1,1,2-Tetrachloroethane	ND	ug/L	5.0	1		02/15/23 03:34	630-20-6	
1,1,2,2-Tetrachloroethane	ND	ug/L	5.0	1		02/15/23 03:34	79-34-5	
Tetrachloroethene	ND	ug/L	5.0	1		02/15/23 03:34	127-18-4	
Toluene	ND	ug/L	5.0	1		02/15/23 03:34	108-88-3	
1,2,3-Trichlorobenzene	ND	ug/L	5.0	1		02/15/23 03:34	87-61-6	
1,2,4-Trichlorobenzene	ND	ug/L	5.0	1		02/15/23 03:34	120-82-1	
1,1,1-Trichloroethane	ND	ug/L	5.0	1		02/15/23 03:34	71-55-6	
1,1,2-Trichloroethane	ND	ug/L	5.0	1		02/15/23 03:34	79-00-5	
Trichloroethene	ND	ug/L	5.0	1		02/15/23 03:34	79-01-6	
Trichlorofluoromethane	ND	ug/L	5.0	1		02/15/23 03:34	75-69-4	
1,2,3-Trichloropropane	ND	ug/L	5.0	1		02/15/23 03:34	96-18-4	
1,2,4-Trimethylbenzene	ND	ug/L	5.0	1		02/15/23 03:34	95-63-6	
1,3,5-Trimethylbenzene	ND	ug/L	5.0	1		02/15/23 03:34	108-67-8	
Vinyl acetate	ND	ug/L	50.0	1		02/15/23 03:34	108-05-4	L1
Vinyl chloride	ND	ug/L	2.0	1		02/15/23 03:34	75-01-4	
Xylene (Total)	ND	ug/L	10.0	1		02/15/23 03:34	1330-20-7	
Surrogates								
Dibromofluoromethane (S)	105	%.	82-128	1		02/15/23 03:34	1868-53-7	
4-Bromofluorobenzene (S)	96	%.	79-124	1		02/15/23 03:34	460-00-4	
Toluene-d8 (S)	95	%.	73-122	1		02/15/23 03:34	2037-26-5	

This report shall not be reproduced, except in full,
without the written consent of Pace Analytical Services, LLC.

Pace Analytical Services, LLC
7726 Moller Road
Indianapolis, IN 46268
(317)228-3100

ANALYTICAL RESULTS

Project: HRID 1Q2023
Pace Project No.: 50337251

Sample: Dup-1 **Lab ID: 50337251014** Collected: 02/09/23 08:00 Received: 02/10/23 16:25 Matrix: Water

Parameters	Results	Units	Report Limit	DF	Prepared	Analyzed	CAS No.	Qual
8260 MSV Indiana	Analytical Method: EPA 5030/8260							
	Pace Analytical Services - Indianapolis							
Acetone	ND	ug/L	100	1		02/15/23 04:07	67-64-1	
Acrolein	ND	ug/L	50.0	1		02/15/23 04:07	107-02-8	
Acrylonitrile	ND	ug/L	100	1		02/15/23 04:07	107-13-1	
Benzene	ND	ug/L	5.0	1		02/15/23 04:07	71-43-2	
Bromobenzene	ND	ug/L	5.0	1		02/15/23 04:07	108-86-1	
Bromochloromethane	ND	ug/L	5.0	1		02/15/23 04:07	74-97-5	
Bromodichloromethane	ND	ug/L	5.0	1		02/15/23 04:07	75-27-4	
Bromoform	ND	ug/L	5.0	1		02/15/23 04:07	75-25-2	
Bromomethane	ND	ug/L	5.0	1		02/15/23 04:07	74-83-9	
2-Butanone (MEK)	ND	ug/L	25.0	1		02/15/23 04:07	78-93-3	
n-Butylbenzene	ND	ug/L	5.0	1		02/15/23 04:07	104-51-8	
sec-Butylbenzene	ND	ug/L	5.0	1		02/15/23 04:07	135-98-8	
tert-Butylbenzene	ND	ug/L	5.0	1		02/15/23 04:07	98-06-6	
Carbon disulfide	ND	ug/L	10.0	1		02/15/23 04:07	75-15-0	
Carbon tetrachloride	ND	ug/L	5.0	1		02/15/23 04:07	56-23-5	
Chlorobenzene	ND	ug/L	5.0	1		02/15/23 04:07	108-90-7	
Chloroethane	ND	ug/L	5.0	1		02/15/23 04:07	75-00-3	
Chloroform	ND	ug/L	5.0	1		02/15/23 04:07	67-66-3	
Chloromethane	ND	ug/L	5.0	1		02/15/23 04:07	74-87-3	
2-Chlorotoluene	ND	ug/L	5.0	1		02/15/23 04:07	95-49-8	
4-Chlorotoluene	ND	ug/L	5.0	1		02/15/23 04:07	106-43-4	
Dibromochloromethane	ND	ug/L	5.0	1		02/15/23 04:07	124-48-1	
1,2-Dibromoethane (EDB)	ND	ug/L	5.0	1		02/15/23 04:07	106-93-4	
Dibromomethane	ND	ug/L	5.0	1		02/15/23 04:07	74-95-3	
1,2-Dichlorobenzene	ND	ug/L	5.0	1		02/15/23 04:07	95-50-1	
1,3-Dichlorobenzene	ND	ug/L	5.0	1		02/15/23 04:07	541-73-1	
1,4-Dichlorobenzene	ND	ug/L	5.0	1		02/15/23 04:07	106-46-7	
trans-1,4-Dichloro-2-butene	ND	ug/L	100	1		02/15/23 04:07	110-57-6	
Dichlorodifluoromethane	ND	ug/L	5.0	1		02/15/23 04:07	75-71-8	
1,1-Dichloroethane	ND	ug/L	5.0	1		02/15/23 04:07	75-34-3	
1,2-Dichloroethane	ND	ug/L	5.0	1		02/15/23 04:07	107-06-2	
1,1-Dichloroethene	ND	ug/L	5.0	1		02/15/23 04:07	75-35-4	
cis-1,2-Dichloroethene	ND	ug/L	5.0	1		02/15/23 04:07	156-59-2	
trans-1,2-Dichloroethene	ND	ug/L	5.0	1		02/15/23 04:07	156-60-5	
1,2-Dichloropropane	ND	ug/L	5.0	1		02/15/23 04:07	78-87-5	
1,3-Dichloropropane	ND	ug/L	5.0	1		02/15/23 04:07	142-28-9	
2,2-Dichloropropane	ND	ug/L	5.0	1		02/15/23 04:07	594-20-7	
1,1-Dichloropropene	ND	ug/L	5.0	1		02/15/23 04:07	563-58-6	
cis-1,3-Dichloropropene	ND	ug/L	5.0	1		02/15/23 04:07	10061-01-5	
trans-1,3-Dichloropropene	ND	ug/L	5.0	1		02/15/23 04:07	10061-02-6	
Ethylbenzene	ND	ug/L	5.0	1		02/15/23 04:07	100-41-4	
Ethyl methacrylate	ND	ug/L	100	1		02/15/23 04:07	97-63-2	
Hexachloro-1,3-butadiene	ND	ug/L	5.0	1		02/15/23 04:07	87-68-3	
n-Hexane	ND	ug/L	5.0	1		02/15/23 04:07	110-54-3	
2-Hexanone	ND	ug/L	25.0	1		02/15/23 04:07	591-78-6	
Iodomethane	ND	ug/L	10.0	1		02/15/23 04:07	74-88-4	

This report shall not be reproduced, except in full,
without the written consent of Pace Analytical Services, LLC.

Pace Analytical Services, LLC
7726 Moller Road
Indianapolis, IN 46268
(317)228-3100

ANALYTICAL RESULTS

Project: HRID 1Q2023
Pace Project No.: 50337251

Sample: Dup-1 **Lab ID: 50337251014** Collected: 02/09/23 08:00 Received: 02/10/23 16:25 Matrix: Water

Parameters	Results	Units	Report Limit	DF	Prepared	Analyzed	CAS No.	Qual
8260 MSV Indiana	Analytical Method: EPA 5030/8260							
	Pace Analytical Services - Indianapolis							
Isopropylbenzene (Cumene)	ND	ug/L	5.0	1		02/15/23 04:07	98-82-8	
p-Isopropyltoluene	ND	ug/L	5.0	1		02/15/23 04:07	99-87-6	
Methylene Chloride	ND	ug/L	5.0	1		02/15/23 04:07	75-09-2	
1-Methylnaphthalene	ND	ug/L	10.0	1		02/15/23 04:07	90-12-0	
2-Methylnaphthalene	ND	ug/L	10.0	1		02/15/23 04:07	91-57-6	
4-Methyl-2-pentanone (MIBK)	ND	ug/L	25.0	1		02/15/23 04:07	108-10-1	
Methyl-tert-butyl ether	ND	ug/L	4.0	1		02/15/23 04:07	1634-04-4	
Naphthalene	ND	ug/L	1.2	1		02/15/23 04:07	91-20-3	
n-Propylbenzene	ND	ug/L	5.0	1		02/15/23 04:07	103-65-1	
Styrene	ND	ug/L	5.0	1		02/15/23 04:07	100-42-5	
1,1,1,2-Tetrachloroethane	ND	ug/L	5.0	1		02/15/23 04:07	630-20-6	
1,1,2,2-Tetrachloroethane	ND	ug/L	5.0	1		02/15/23 04:07	79-34-5	
Tetrachloroethene	**26.0**	ug/L	5.0	1		02/15/23 04:07	127-18-4	
Toluene	ND	ug/L	5.0	1		02/15/23 04:07	108-88-3	
1,2,3-Trichlorobenzene	ND	ug/L	5.0	1		02/15/23 04:07	87-61-6	
1,2,4-Trichlorobenzene	ND	ug/L	5.0	1		02/15/23 04:07	120-82-1	
1,1,1-Trichloroethane	ND	ug/L	5.0	1		02/15/23 04:07	71-55-6	
1,1,2-Trichloroethane	ND	ug/L	5.0	1		02/15/23 04:07	79-00-5	
Trichloroethene	**9.2**	ug/L	5.0	1		02/15/23 04:07	79-01-6	
Trichlorofluoromethane	ND	ug/L	5.0	1		02/15/23 04:07	75-69-4	
1,2,3-Trichloropropane	ND	ug/L	5.0	1		02/15/23 04:07	96-18-4	
1,2,4-Trimethylbenzene	ND	ug/L	5.0	1		02/15/23 04:07	95-63-6	
1,3,5-Trimethylbenzene	ND	ug/L	5.0	1		02/15/23 04:07	108-67-8	
Vinyl acetate	ND	ug/L	50.0	1		02/15/23 04:07	108-05-4	L1
Vinyl chloride	ND	ug/L	2.0	1		02/15/23 04:07	75-01-4	
Xylene (Total)	ND	ug/L	10.0	1		02/15/23 04:07	1330-20-7	
Surrogates								
Dibromofluoromethane (S)	106	%.	82-128	1		02/15/23 04:07	1868-53-7	
4-Bromofluorobenzene (S)	95	%.	79-124	1		02/15/23 04:07	460-00-4	
Toluene-d8 (S)	95	%.	73-122	1		02/15/23 04:07	2037-26-5	

This report shall not be reproduced, except in full,
without the written consent of Pace Analytical Services, LLC.

Pace Analytical Services, LLC
7726 Moller Road
Indianapolis, IN 46268
(317)228-3100

ANALYTICAL RESULTS

Project: HRID 1Q2023
Pace Project No.: 50337251

Sample: MW-63I **Lab ID: 50337251015** Collected: 02/10/23 14:06 Received: 02/10/23 16:25 Matrix: Water

Parameters	Results	Units	Report Limit	DF	Prepared	Analyzed	CAS No.	Qual
8260 MSV Indiana	Analytical Method: EPA 5030/8260							
	Pace Analytical Services - Indianapolis							
Acetone	ND	ug/L	100	1		02/15/23 05:12	67-64-1	
Acrolein	ND	ug/L	50.0	1		02/15/23 05:12	107-02-8	
Acrylonitrile	ND	ug/L	100	1		02/15/23 05:12	107-13-1	
Benzene	ND	ug/L	5.0	1		02/15/23 05:12	71-43-2	
Bromobenzene	ND	ug/L	5.0	1		02/15/23 05:12	108-86-1	
Bromochloromethane	ND	ug/L	5.0	1		02/15/23 05:12	74-97-5	
Bromodichloromethane	ND	ug/L	5.0	1		02/15/23 05:12	75-27-4	
Bromoform	ND	ug/L	5.0	1		02/15/23 05:12	75-25-2	
Bromomethane	ND	ug/L	5.0	1		02/15/23 05:12	74-83-9	
2-Butanone (MEK)	ND	ug/L	25.0	1		02/15/23 05:12	78-93-3	
n-Butylbenzene	ND	ug/L	5.0	1		02/15/23 05:12	104-51-8	
sec-Butylbenzene	ND	ug/L	5.0	1		02/15/23 05:12	135-98-8	
tert-Butylbenzene	ND	ug/L	5.0	1		02/15/23 05:12	98-06-6	
Carbon disulfide	ND	ug/L	10.0	1		02/15/23 05:12	75-15-0	
Carbon tetrachloride	ND	ug/L	5.0	1		02/15/23 05:12	56-23-5	
Chlorobenzene	ND	ug/L	5.0	1		02/15/23 05:12	108-90-7	
Chloroethane	ND	ug/L	5.0	1		02/15/23 05:12	75-00-3	
Chloroform	ND	ug/L	5.0	1		02/15/23 05:12	67-66-3	
Chloromethane	ND	ug/L	5.0	1		02/15/23 05:12	74-87-3	
2-Chlorotoluene	ND	ug/L	5.0	1		02/15/23 05:12	95-49-8	
4-Chlorotoluene	ND	ug/L	5.0	1		02/15/23 05:12	106-43-4	
Dibromochloromethane	ND	ug/L	5.0	1		02/15/23 05:12	124-48-1	
1,2-Dibromoethane (EDB)	ND	ug/L	5.0	1		02/15/23 05:12	106-93-4	
Dibromomethane	ND	ug/L	5.0	1		02/15/23 05:12	74-95-3	
1,2-Dichlorobenzene	ND	ug/L	5.0	1		02/15/23 05:12	95-50-1	
1,3-Dichlorobenzene	ND	ug/L	5.0	1		02/15/23 05:12	541-73-1	
1,4-Dichlorobenzene	ND	ug/L	5.0	1		02/15/23 05:12	106-46-7	
trans-1,4-Dichloro-2-butene	ND	ug/L	100	1		02/15/23 05:12	110-57-6	
Dichlorodifluoromethane	ND	ug/L	5.0	1		02/15/23 05:12	75-71-8	
1,1-Dichloroethane	ND	ug/L	5.0	1		02/15/23 05:12	75-34-3	
1,2-Dichloroethane	ND	ug/L	5.0	1		02/15/23 05:12	107-06-2	
1,1-Dichloroethene	ND	ug/L	5.0	1		02/15/23 05:12	75-35-4	
cis-1,2-Dichloroethene	**10.3**	ug/L	5.0	1		02/15/23 05:12	156-59-2	
trans-1,2-Dichloroethene	ND	ug/L	5.0	1		02/15/23 05:12	156-60-5	
1,2-Dichloropropane	ND	ug/L	5.0	1		02/15/23 05:12	78-87-5	
1,3-Dichloropropane	ND	ug/L	5.0	1		02/15/23 05:12	142-28-9	
2,2-Dichloropropane	ND	ug/L	5.0	1		02/15/23 05:12	594-20-7	
1,1-Dichloropropene	ND	ug/L	5.0	1		02/15/23 05:12	563-58-6	
cis-1,3-Dichloropropene	ND	ug/L	5.0	1		02/15/23 05:12	10061-01-5	
trans-1,3-Dichloropropene	ND	ug/L	5.0	1		02/15/23 05:12	10061-02-6	
Ethylbenzene	ND	ug/L	5.0	1		02/15/23 05:12	100-41-4	
Ethyl methacrylate	ND	ug/L	100	1		02/15/23 05:12	97-63-2	
Hexachloro-1,3-butadiene	ND	ug/L	5.0	1		02/15/23 05:12	87-68-3	
n-Hexane	ND	ug/L	5.0	1		02/15/23 05:12	110-54-3	
2-Hexanone	ND	ug/L	25.0	1		02/15/23 05:12	591-78-6	
Iodomethane	ND	ug/L	10.0	1		02/15/23 05:12	74-88-4	

This report shall not be reproduced, except in full,
without the written consent of Pace Analytical Services, LLC.

Pace Analytical Services, LLC
7726 Moller Road
Indianapolis, IN 46268
(317)228-3100

ANALYTICAL RESULTS

Project: HRID 1Q2023
Pace Project No.: 50337251

Sample: MW-63I **Lab ID: 50337251015** Collected: 02/10/23 14:06 Received: 02/10/23 16:25 Matrix: Water

Parameters	Results	Units	Report Limit	DF	Prepared	Analyzed	CAS No.	Qual
8260 MSV Indiana	Analytical Method: EPA 5030/8260							
	Pace Analytical Services - Indianapolis							
Isopropylbenzene (Cumene)	ND	ug/L	5.0	1		02/15/23 05:12	98-82-8	
p-Isopropyltoluene	ND	ug/L	5.0	1		02/15/23 05:12	99-87-6	
Methylene Chloride	ND	ug/L	5.0	1		02/15/23 05:12	75-09-2	
1-Methylnaphthalene	ND	ug/L	10.0	1		02/15/23 05:12	90-12-0	
2-Methylnaphthalene	ND	ug/L	10.0	1		02/15/23 05:12	91-57-6	
4-Methyl-2-pentanone (MIBK)	ND	ug/L	25.0	1		02/15/23 05:12	108-10-1	
Methyl-tert-butyl ether	ND	ug/L	4.0	1		02/15/23 05:12	1634-04-4	
Naphthalene	ND	ug/L	1.2	1		02/15/23 05:12	91-20-3	
n-Propylbenzene	ND	ug/L	5.0	1		02/15/23 05:12	103-65-1	
Styrene	ND	ug/L	5.0	1		02/15/23 05:12	100-42-5	
1,1,1,2-Tetrachloroethane	ND	ug/L	5.0	1		02/15/23 05:12	630-20-6	
1,1,2,2-Tetrachloroethane	ND	ug/L	5.0	1		02/15/23 05:12	79-34-5	
Tetrachloroethene	ND	ug/L	5.0	1		02/15/23 05:12	127-18-4	
Toluene	ND	ug/L	5.0	1		02/15/23 05:12	108-88-3	
1,2,3-Trichlorobenzene	ND	ug/L	5.0	1		02/15/23 05:12	87-61-6	
1,2,4-Trichlorobenzene	ND	ug/L	5.0	1		02/15/23 05:12	120-82-1	
1,1,1-Trichloroethane	ND	ug/L	5.0	1		02/15/23 05:12	71-55-6	
1,1,2-Trichloroethane	ND	ug/L	5.0	1		02/15/23 05:12	79-00-5	
Trichloroethene	ND	ug/L	5.0	1		02/15/23 05:12	79-01-6	
Trichlorofluoromethane	ND	ug/L	5.0	1		02/15/23 05:12	75-69-4	
1,2,3-Trichloropropane	ND	ug/L	5.0	1		02/15/23 05:12	96-18-4	
1,2,4-Trimethylbenzene	ND	ug/L	5.0	1		02/15/23 05:12	95-63-6	
1,3,5-Trimethylbenzene	ND	ug/L	5.0	1		02/15/23 05:12	108-67-8	
Vinyl acetate	ND	ug/L	50.0	1		02/15/23 05:12	108-05-4	L1
Vinyl chloride	ND	ug/L	2.0	1		02/15/23 05:12	75-01-4	
Xylene (Total)	ND	ug/L	10.0	1		02/15/23 05:12	1330-20-7	
Surrogates								
Dibromofluoromethane (S)	105	%.	82-128	1		02/15/23 05:12	1868-53-7	
4-Bromofluorobenzene (S)	97	%.	79-124	1		02/15/23 05:12	460-00-4	
Toluene-d8 (S)	95	%.	73-122	1		02/15/23 05:12	2037-26-5	

This report shall not be reproduced, except in full,
without the written consent of Pace Analytical Services, LLC.

Pace Analytical Services, LLC
7726 Moller Road
Indianapolis, IN 46268
(317)228-3100

ANALYTICAL RESULTS

Project: HRID 1Q2023
Pace Project No.: 50337251

Sample: MW-63D **Lab ID: 50337251016** Collected: 02/10/23 13:36 Received: 02/10/23 16:25 Matrix: Water

Parameters	Results	Units	Report Limit	DF	Prepared	Analyzed	CAS No.	Qual
8260 MSV Indiana	Analytical Method: EPA 5030/8260							
	Pace Analytical Services - Indianapolis							
Acetone	ND	ug/L	100	1		02/15/23 05:45	67-64-1	
Acrolein	ND	ug/L	50.0	1		02/15/23 05:45	107-02-8	
Acrylonitrile	ND	ug/L	100	1		02/15/23 05:45	107-13-1	
Benzene	ND	ug/L	5.0	1		02/15/23 05:45	71-43-2	
Bromobenzene	ND	ug/L	5.0	1		02/15/23 05:45	108-86-1	
Bromochloromethane	ND	ug/L	5.0	1		02/15/23 05:45	74-97-5	
Bromodichloromethane	ND	ug/L	5.0	1		02/15/23 05:45	75-27-4	
Bromoform	ND	ug/L	5.0	1		02/15/23 05:45	75-25-2	
Bromomethane	ND	ug/L	5.0	1		02/15/23 05:45	74-83-9	
2-Butanone (MEK)	ND	ug/L	25.0	1		02/15/23 05:45	78-93-3	
n-Butylbenzene	ND	ug/L	5.0	1		02/15/23 05:45	104-51-8	
sec-Butylbenzene	ND	ug/L	5.0	1		02/15/23 05:45	135-98-8	
tert-Butylbenzene	ND	ug/L	5.0	1		02/15/23 05:45	98-06-6	
Carbon disulfide	ND	ug/L	10.0	1		02/15/23 05:45	75-15-0	
Carbon tetrachloride	ND	ug/L	5.0	1		02/15/23 05:45	56-23-5	
Chlorobenzene	ND	ug/L	5.0	1		02/15/23 05:45	108-90-7	
Chloroethane	ND	ug/L	5.0	1		02/15/23 05:45	75-00-3	
Chloroform	ND	ug/L	5.0	1		02/15/23 05:45	67-66-3	
Chloromethane	ND	ug/L	5.0	1		02/15/23 05:45	74-87-3	
2-Chlorotoluene	ND	ug/L	5.0	1		02/15/23 05:45	95-49-8	
4-Chlorotoluene	ND	ug/L	5.0	1		02/15/23 05:45	106-43-4	
Dibromochloromethane	ND	ug/L	5.0	1		02/15/23 05:45	124-48-1	
1,2-Dibromoethane (EDB)	ND	ug/L	5.0	1		02/15/23 05:45	106-93-4	
Dibromomethane	ND	ug/L	5.0	1		02/15/23 05:45	74-95-3	
1,2-Dichlorobenzene	ND	ug/L	5.0	1		02/15/23 05:45	95-50-1	
1,3-Dichlorobenzene	ND	ug/L	5.0	1		02/15/23 05:45	541-73-1	
1,4-Dichlorobenzene	ND	ug/L	5.0	1		02/15/23 05:45	106-46-7	
trans-1,4-Dichloro-2-butene	ND	ug/L	100	1		02/15/23 05:45	110-57-6	
Dichlorodifluoromethane	ND	ug/L	5.0	1		02/15/23 05:45	75-71-8	
1,1-Dichloroethane	ND	ug/L	5.0	1		02/15/23 05:45	75-34-3	
1,2-Dichloroethane	ND	ug/L	5.0	1		02/15/23 05:45	107-06-2	
1,1-Dichloroethene	ND	ug/L	5.0	1		02/15/23 05:45	75-35-4	
cis-1,2-Dichloroethene	ND	ug/L	5.0	1		02/15/23 05:45	156-59-2	
trans-1,2-Dichloroethene	ND	ug/L	5.0	1		02/15/23 05:45	156-60-5	
1,2-Dichloropropane	ND	ug/L	5.0	1		02/15/23 05:45	78-87-5	
1,3-Dichloropropane	ND	ug/L	5.0	1		02/15/23 05:45	142-28-9	
2,2-Dichloropropane	ND	ug/L	5.0	1		02/15/23 05:45	594-20-7	
1,1-Dichloropropene	ND	ug/L	5.0	1		02/15/23 05:45	563-58-6	
cis-1,3-Dichloropropene	ND	ug/L	5.0	1		02/15/23 05:45	10061-01-5	
trans-1,3-Dichloropropene	ND	ug/L	5.0	1		02/15/23 05:45	10061-02-6	
Ethylbenzene	ND	ug/L	5.0	1		02/15/23 05:45	100-41-4	
Ethyl methacrylate	ND	ug/L	100	1		02/15/23 05:45	97-63-2	
Hexachloro-1,3-butadiene	ND	ug/L	5.0	1		02/15/23 05:45	87-68-3	
n-Hexane	ND	ug/L	5.0	1		02/15/23 05:45	110-54-3	
2-Hexanone	ND	ug/L	25.0	1		02/15/23 05:45	591-78-6	
Iodomethane	ND	ug/L	10.0	1		02/15/23 05:45	74-88-4	

This report shall not be reproduced, except in full,
without the written consent of Pace Analytical Services, LLC.

Pace Analytical Services, LLC
7726 Moller Road
Indianapolis, IN 46268
(317)228-3100

ANALYTICAL RESULTS

Project: HRID 1Q2023
Pace Project No.: 50337251

Sample: MW-63D **Lab ID: 50337251016** Collected: 02/10/23 13:36 Received: 02/10/23 16:25 Matrix: Water

Parameters	Results	Units	Report Limit	DF	Prepared	Analyzed	CAS No.	Qual
8260 MSV Indiana	Analytical Method: EPA 5030/8260							
	Pace Analytical Services - Indianapolis							
Isopropylbenzene (Cumene)	ND	ug/L	5.0	1		02/15/23 05:45	98-82-8	
p-Isopropyltoluene	ND	ug/L	5.0	1		02/15/23 05:45	99-87-6	
Methylene Chloride	ND	ug/L	5.0	1		02/15/23 05:45	75-09-2	
1-Methylnaphthalene	ND	ug/L	10.0	1		02/15/23 05:45	90-12-0	
2-Methylnaphthalene	ND	ug/L	10.0	1		02/15/23 05:45	91-57-6	
4-Methyl-2-pentanone (MIBK)	ND	ug/L	25.0	1		02/15/23 05:45	108-10-1	
Methyl-tert-butyl ether	ND	ug/L	4.0	1		02/15/23 05:45	1634-04-4	
Naphthalene	ND	ug/L	1.2	1		02/15/23 05:45	91-20-3	
n-Propylbenzene	ND	ug/L	5.0	1		02/15/23 05:45	103-65-1	
Styrene	ND	ug/L	5.0	1		02/15/23 05:45	100-42-5	
1,1,1,2-Tetrachloroethane	ND	ug/L	5.0	1		02/15/23 05:45	630-20-6	
1,1,2,2-Tetrachloroethane	ND	ug/L	5.0	1		02/15/23 05:45	79-34-5	
Tetrachloroethene	ND	ug/L	5.0	1		02/15/23 05:45	127-18-4	
Toluene	ND	ug/L	5.0	1		02/15/23 05:45	108-88-3	
1,2,3-Trichlorobenzene	ND	ug/L	5.0	1		02/15/23 05:45	87-61-6	
1,2,4-Trichlorobenzene	ND	ug/L	5.0	1		02/15/23 05:45	120-82-1	
1,1,1-Trichloroethane	ND	ug/L	5.0	1		02/15/23 05:45	71-55-6	
1,1,2-Trichloroethane	ND	ug/L	5.0	1		02/15/23 05:45	79-00-5	
Trichloroethene	ND	ug/L	5.0	1		02/15/23 05:45	79-01-6	
Trichlorofluoromethane	ND	ug/L	5.0	1		02/15/23 05:45	75-69-4	
1,2,3-Trichloropropane	ND	ug/L	5.0	1		02/15/23 05:45	96-18-4	
1,2,4-Trimethylbenzene	ND	ug/L	5.0	1		02/15/23 05:45	95-63-6	
1,3,5-Trimethylbenzene	ND	ug/L	5.0	1		02/15/23 05:45	108-67-8	
Vinyl acetate	ND	ug/L	50.0	1		02/15/23 05:45	108-05-4	L1
Vinyl chloride	ND	ug/L	2.0	1		02/15/23 05:45	75-01-4	
Xylene (Total)	ND	ug/L	10.0	1		02/15/23 05:45	1330-20-7	
Surrogates								
Dibromofluoromethane (S)	105	%.	82-128	1		02/15/23 05:45	1868-53-7	
4-Bromofluorobenzene (S)	95	%.	79-124	1		02/15/23 05:45	460-00-4	
Toluene-d8 (S)	95	%.	73-122	1		02/15/23 05:45	2037-26-5	

This report shall not be reproduced, except in full,
without the written consent of Pace Analytical Services, LLC.

Pace Analytical Services, LLC
7726 Moller Road
Indianapolis, IN 46268
(317)228-3100

ANALYTICAL RESULTS

Project: HRID 1Q2023
Pace Project No.: 50337251

Sample: MW-62I **Lab ID: 50337251017** Collected: 02/10/23 12:54 Received: 02/10/23 16:25 Matrix: Water

Parameters	Results	Units	Report Limit	DF	Prepared	Analyzed	CAS No.	Qual
8260 MSV Indiana	Analytical Method: EPA 5030/8260							
	Pace Analytical Services - Indianapolis							
Acetone	ND	ug/L	100	1		02/15/23 06:17	67-64-1	
Acrolein	ND	ug/L	50.0	1		02/15/23 06:17	107-02-8	
Acrylonitrile	ND	ug/L	100	1		02/15/23 06:17	107-13-1	
Benzene	ND	ug/L	5.0	1		02/15/23 06:17	71-43-2	
Bromobenzene	ND	ug/L	5.0	1		02/15/23 06:17	108-86-1	
Bromochloromethane	ND	ug/L	5.0	1		02/15/23 06:17	74-97-5	
Bromodichloromethane	ND	ug/L	5.0	1		02/15/23 06:17	75-27-4	
Bromoform	ND	ug/L	5.0	1		02/15/23 06:17	75-25-2	
Bromomethane	ND	ug/L	5.0	1		02/15/23 06:17	74-83-9	
2-Butanone (MEK)	ND	ug/L	25.0	1		02/15/23 06:17	78-93-3	
n-Butylbenzene	ND	ug/L	5.0	1		02/15/23 06:17	104-51-8	
sec-Butylbenzene	ND	ug/L	5.0	1		02/15/23 06:17	135-98-8	
tert-Butylbenzene	ND	ug/L	5.0	1		02/15/23 06:17	98-06-6	
Carbon disulfide	ND	ug/L	10.0	1		02/15/23 06:17	75-15-0	
Carbon tetrachloride	ND	ug/L	5.0	1		02/15/23 06:17	56-23-5	
Chlorobenzene	ND	ug/L	5.0	1		02/15/23 06:17	108-90-7	
Chloroethane	ND	ug/L	5.0	1		02/15/23 06:17	75-00-3	
Chloroform	ND	ug/L	5.0	1		02/15/23 06:17	67-66-3	
Chloromethane	ND	ug/L	5.0	1		02/15/23 06:17	74-87-3	
2-Chlorotoluene	ND	ug/L	5.0	1		02/15/23 06:17	95-49-8	
4-Chlorotoluene	ND	ug/L	5.0	1		02/15/23 06:17	106-43-4	
Dibromochloromethane	ND	ug/L	5.0	1		02/15/23 06:17	124-48-1	
1,2-Dibromoethane (EDB)	ND	ug/L	5.0	1		02/15/23 06:17	106-93-4	
Dibromomethane	ND	ug/L	5.0	1		02/15/23 06:17	74-95-3	
1,2-Dichlorobenzene	ND	ug/L	5.0	1		02/15/23 06:17	95-50-1	
1,3-Dichlorobenzene	ND	ug/L	5.0	1		02/15/23 06:17	541-73-1	
1,4-Dichlorobenzene	ND	ug/L	5.0	1		02/15/23 06:17	106-46-7	
trans-1,4-Dichloro-2-butene	ND	ug/L	100	1		02/15/23 06:17	110-57-6	
Dichlorodifluoromethane	ND	ug/L	5.0	1		02/15/23 06:17	75-71-8	
1,1-Dichloroethane	ND	ug/L	5.0	1		02/15/23 06:17	75-34-3	
1,2-Dichloroethane	ND	ug/L	5.0	1		02/15/23 06:17	107-06-2	
1,1-Dichloroethene	ND	ug/L	5.0	1		02/15/23 06:17	75-35-4	
cis-1,2-Dichloroethene	**869**	ug/L	50.0	10		02/15/23 06:50	156-59-2	
trans-1,2-Dichloroethene	**27.5**	ug/L	5.0	1		02/15/23 06:17	156-60-5	
1,2-Dichloropropane	ND	ug/L	5.0	1		02/15/23 06:17	78-87-5	
1,3-Dichloropropane	ND	ug/L	5.0	1		02/15/23 06:17	142-28-9	
2,2-Dichloropropane	ND	ug/L	5.0	1		02/15/23 06:17	594-20-7	
1,1-Dichloropropene	ND	ug/L	5.0	1		02/15/23 06:17	563-58-6	
cis-1,3-Dichloropropene	ND	ug/L	5.0	1		02/15/23 06:17	10061-01-5	
trans-1,3-Dichloropropene	ND	ug/L	5.0	1		02/15/23 06:17	10061-02-6	
Ethylbenzene	ND	ug/L	5.0	1		02/15/23 06:17	100-41-4	
Ethyl methacrylate	ND	ug/L	100	1		02/15/23 06:17	97-63-2	
Hexachloro-1,3-butadiene	ND	ug/L	5.0	1		02/15/23 06:17	87-68-3	
n-Hexane	ND	ug/L	5.0	1		02/15/23 06:17	110-54-3	
2-Hexanone	ND	ug/L	25.0	1		02/15/23 06:17	591-78-6	
Iodomethane	ND	ug/L	10.0	1		02/15/23 06:17	74-88-4	

This report shall not be reproduced, except in full,
without the written consent of Pace Analytical Services, LLC.

Pace Analytical Services, LLC
7726 Moller Road
Indianapolis, IN 46268
(317)228-3100

ANALYTICAL RESULTS

Project: HRID 1Q2023
Pace Project No.: 50337251

Sample: MW-62I **Lab ID: 50337251017** Collected: 02/10/23 12:54 Received: 02/10/23 16:25 Matrix: Water

Parameters	Results	Units	Report Limit	DF	Prepared	Analyzed	CAS No.	Qual
8260 MSV Indiana	Analytical Method: EPA 5030/8260							
	Pace Analytical Services - Indianapolis							
Isopropylbenzene (Cumene)	ND	ug/L	5.0	1		02/15/23 06:17	98-82-8	
p-Isopropyltoluene	ND	ug/L	5.0	1		02/15/23 06:17	99-87-6	
Methylene Chloride	ND	ug/L	5.0	1		02/15/23 06:17	75-09-2	
1-Methylnaphthalene	ND	ug/L	10.0	1		02/15/23 06:17	90-12-0	
2-Methylnaphthalene	ND	ug/L	10.0	1		02/15/23 06:17	91-57-6	
4-Methyl-2-pentanone (MIBK)	ND	ug/L	25.0	1		02/15/23 06:17	108-10-1	
Methyl-tert-butyl ether	ND	ug/L	4.0	1		02/15/23 06:17	1634-04-4	
Naphthalene	ND	ug/L	1.2	1		02/15/23 06:17	91-20-3	
n-Propylbenzene	ND	ug/L	5.0	1		02/15/23 06:17	103-65-1	
Styrene	ND	ug/L	5.0	1		02/15/23 06:17	100-42-5	
1,1,1,2-Tetrachloroethane	ND	ug/L	5.0	1		02/15/23 06:17	630-20-6	
1,1,2,2-Tetrachloroethane	ND	ug/L	5.0	1		02/15/23 06:17	79-34-5	
Tetrachloroethene	ND	ug/L	5.0	1		02/15/23 06:17	127-18-4	
Toluene	ND	ug/L	5.0	1		02/15/23 06:17	108-88-3	
1,2,3-Trichlorobenzene	ND	ug/L	5.0	1		02/15/23 06:17	87-61-6	
1,2,4-Trichlorobenzene	ND	ug/L	5.0	1		02/15/23 06:17	120-82-1	
1,1,1-Trichloroethane	ND	ug/L	5.0	1		02/15/23 06:17	71-55-6	
1,1,2-Trichloroethane	ND	ug/L	5.0	1		02/15/23 06:17	79-00-5	
Trichloroethene	**13.5**	ug/L	5.0	1		02/15/23 06:17	79-01-6	
Trichlorofluoromethane	ND	ug/L	5.0	1		02/15/23 06:17	75-69-4	
1,2,3-Trichloropropane	ND	ug/L	5.0	1		02/15/23 06:17	96-18-4	
1,2,4-Trimethylbenzene	ND	ug/L	5.0	1		02/15/23 06:17	95-63-6	
1,3,5-Trimethylbenzene	ND	ug/L	5.0	1		02/15/23 06:17	108-67-8	
Vinyl acetate	ND	ug/L	50.0	1		02/15/23 06:17	108-05-4	L1
Vinyl chloride	ND	ug/L	2.0	1		02/15/23 06:17	75-01-4	
Xylene (Total)	ND	ug/L	10.0	1		02/15/23 06:17	1330-20-7	
Surrogates								
Dibromofluoromethane (S)	103	%.	82-128	1		02/15/23 06:17	1868-53-7	
4-Bromofluorobenzene (S)	95	%.	79-124	1		02/15/23 06:17	460-00-4	
Toluene-d8 (S)	96	%.	73-122	1		02/15/23 06:17	2037-26-5	

This report shall not be reproduced, except in full,
without the written consent of Pace Analytical Services, LLC.

Pace Analytical Services, LLC
7726 Moller Road
Indianapolis, IN 46268
(317)228-3100

ANALYTICAL RESULTS

Project: HRID 1Q2023
Pace Project No.: 50337251

Sample: MW-62D **Lab ID: 50337251018** Collected: 02/10/23 12:28 Received: 02/10/23 16:25 Matrix: Water

Parameters	Results	Units	Report Limit	DF	Prepared	Analyzed	CAS No.	Qual
8260 MSV Indiana	Analytical Method: EPA 5030/8260							
	Pace Analytical Services - Indianapolis							
Acetone	ND	ug/L	100	1		02/15/23 12:24	67-64-1	
Acrolein	ND	ug/L	50.0	1		02/15/23 12:24	107-02-8	
Acrylonitrile	ND	ug/L	100	1		02/15/23 12:24	107-13-1	
Benzene	ND	ug/L	5.0	1		02/15/23 12:24	71-43-2	
Bromobenzene	ND	ug/L	5.0	1		02/15/23 12:24	108-86-1	
Bromochloromethane	ND	ug/L	5.0	1		02/15/23 12:24	74-97-5	
Bromodichloromethane	ND	ug/L	5.0	1		02/15/23 12:24	75-27-4	
Bromoform	ND	ug/L	5.0	1		02/15/23 12:24	75-25-2	
Bromomethane	ND	ug/L	5.0	1		02/15/23 12:24	74-83-9	
2-Butanone (MEK)	ND	ug/L	25.0	1		02/15/23 12:24	78-93-3	
n-Butylbenzene	ND	ug/L	5.0	1		02/15/23 12:24	104-51-8	
sec-Butylbenzene	ND	ug/L	5.0	1		02/15/23 12:24	135-98-8	
tert-Butylbenzene	ND	ug/L	5.0	1		02/15/23 12:24	98-06-6	
Carbon disulfide	ND	ug/L	10.0	1		02/15/23 12:24	75-15-0	
Carbon tetrachloride	ND	ug/L	5.0	1		02/15/23 12:24	56-23-5	
Chlorobenzene	ND	ug/L	5.0	1		02/15/23 12:24	108-90-7	
Chloroethane	ND	ug/L	5.0	1		02/15/23 12:24	75-00-3	
Chloroform	ND	ug/L	5.0	1		02/15/23 12:24	67-66-3	
Chloromethane	ND	ug/L	5.0	1		02/15/23 12:24	74-87-3	
2-Chlorotoluene	ND	ug/L	5.0	1		02/15/23 12:24	95-49-8	
4-Chlorotoluene	ND	ug/L	5.0	1		02/15/23 12:24	106-43-4	
Dibromochloromethane	ND	ug/L	5.0	1		02/15/23 12:24	124-48-1	
1,2-Dibromoethane (EDB)	ND	ug/L	5.0	1		02/15/23 12:24	106-93-4	
Dibromomethane	ND	ug/L	5.0	1		02/15/23 12:24	74-95-3	
1,2-Dichlorobenzene	ND	ug/L	5.0	1		02/15/23 12:24	95-50-1	
1,3-Dichlorobenzene	ND	ug/L	5.0	1		02/15/23 12:24	541-73-1	
1,4-Dichlorobenzene	ND	ug/L	5.0	1		02/15/23 12:24	106-46-7	
trans-1,4-Dichloro-2-butene	ND	ug/L	100	1		02/15/23 12:24	110-57-6	
Dichlorodifluoromethane	ND	ug/L	5.0	1		02/15/23 12:24	75-71-8	
1,1-Dichloroethane	ND	ug/L	5.0	1		02/15/23 12:24	75-34-3	
1,2-Dichloroethane	ND	ug/L	5.0	1		02/15/23 12:24	107-06-2	
1,1-Dichloroethene	ND	ug/L	5.0	1		02/15/23 12:24	75-35-4	
cis-1,2-Dichloroethene	**36.6**	ug/L	5.0	1		02/15/23 12:24	156-59-2	
trans-1,2-Dichloroethene	ND	ug/L	5.0	1		02/15/23 12:24	156-60-5	
1,2-Dichloropropane	ND	ug/L	5.0	1		02/15/23 12:24	78-87-5	
1,3-Dichloropropane	ND	ug/L	5.0	1		02/15/23 12:24	142-28-9	
2,2-Dichloropropane	ND	ug/L	5.0	1		02/15/23 12:24	594-20-7	
1,1-Dichloropropene	ND	ug/L	5.0	1		02/15/23 12:24	563-58-6	
cis-1,3-Dichloropropene	ND	ug/L	5.0	1		02/15/23 12:24	10061-01-5	
trans-1,3-Dichloropropene	ND	ug/L	5.0	1		02/15/23 12:24	10061-02-6	
Ethylbenzene	ND	ug/L	5.0	1		02/15/23 12:24	100-41-4	
Ethyl methacrylate	ND	ug/L	100	1		02/15/23 12:24	97-63-2	
Hexachloro-1,3-butadiene	ND	ug/L	5.0	1		02/15/23 12:24	87-68-3	
n-Hexane	ND	ug/L	5.0	1		02/15/23 12:24	110-54-3	
2-Hexanone	ND	ug/L	25.0	1		02/15/23 12:24	591-78-6	
Iodomethane	ND	ug/L	10.0	1		02/15/23 12:24	74-88-4	

This report shall not be reproduced, except in full,
without the written consent of Pace Analytical Services, LLC.

Pace Analytical Services, LLC
7726 Moller Road
Indianapolis, IN 46268
(317)228-3100

ANALYTICAL RESULTS

Project: HRID 1Q2023
Pace Project No.: 50337251

Sample: MW-62D **Lab ID: 50337251018** Collected: 02/10/23 12:28 Received: 02/10/23 16:25 Matrix: Water

Parameters	Results	Units	Report Limit	DF	Prepared	Analyzed	CAS No.	Qual
8260 MSV Indiana	Analytical Method: EPA 5030/8260							
	Pace Analytical Services - Indianapolis							
Isopropylbenzene (Cumene)	ND	ug/L	5.0	1		02/15/23 12:24	98-82-8	
p-Isopropyltoluene	ND	ug/L	5.0	1		02/15/23 12:24	99-87-6	
Methylene Chloride	ND	ug/L	5.0	1		02/15/23 12:24	75-09-2	
1-Methylnaphthalene	ND	ug/L	10.0	1		02/15/23 12:24	90-12-0	
2-Methylnaphthalene	ND	ug/L	10.0	1		02/15/23 12:24	91-57-6	
4-Methyl-2-pentanone (MIBK)	ND	ug/L	25.0	1		02/15/23 12:24	108-10-1	
Methyl-tert-butyl ether	ND	ug/L	4.0	1		02/15/23 12:24	1634-04-4	
Naphthalene	ND	ug/L	1.2	1		02/15/23 12:24	91-20-3	
n-Propylbenzene	ND	ug/L	5.0	1		02/15/23 12:24	103-65-1	
Styrene	ND	ug/L	5.0	1		02/15/23 12:24	100-42-5	
1,1,1,2-Tetrachloroethane	ND	ug/L	5.0	1		02/15/23 12:24	630-20-6	
1,1,2,2-Tetrachloroethane	ND	ug/L	5.0	1		02/15/23 12:24	79-34-5	
Tetrachloroethene	ND	ug/L	5.0	1		02/15/23 12:24	127-18-4	
Toluene	ND	ug/L	5.0	1		02/15/23 12:24	108-88-3	
1,2,3-Trichlorobenzene	ND	ug/L	5.0	1		02/15/23 12:24	87-61-6	
1,2,4-Trichlorobenzene	ND	ug/L	5.0	1		02/15/23 12:24	120-82-1	
1,1,1-Trichloroethane	ND	ug/L	5.0	1		02/15/23 12:24	71-55-6	
1,1,2-Trichloroethane	ND	ug/L	5.0	1		02/15/23 12:24	79-00-5	
Trichloroethene	ND	ug/L	5.0	1		02/15/23 12:24	79-01-6	
Trichlorofluoromethane	ND	ug/L	5.0	1		02/15/23 12:24	75-69-4	
1,2,3-Trichloropropane	ND	ug/L	5.0	1		02/15/23 12:24	96-18-4	
1,2,4-Trimethylbenzene	ND	ug/L	5.0	1		02/15/23 12:24	95-63-6	
1,3,5-Trimethylbenzene	ND	ug/L	5.0	1		02/15/23 12:24	108-67-8	
Vinyl acetate	ND	ug/L	50.0	1		02/15/23 12:24	108-05-4	L1
Vinyl chloride	**429**	ug/L	20.0	10		02/15/23 12:57	75-01-4	
Xylene (Total)	ND	ug/L	10.0	1		02/15/23 12:24	1330-20-7	
Surrogates								
Dibromofluoromethane (S)	103	%.	82-128	1		02/15/23 12:24	1868-53-7	
4-Bromofluorobenzene (S)	97	%.	79-124	1		02/15/23 12:24	460-00-4	
Toluene-d8 (S)	96	%.	73-122	1		02/15/23 12:24	2037-26-5	

This report shall not be reproduced, except in full,
without the written consent of Pace Analytical Services, LLC.

Pace Analytical Services, LLC
7726 Moller Road
Indianapolis, IN 46268
(317)228-3100

ANALYTICAL RESULTS

Project: HRID 1Q2023
Pace Project No.: 50337251

Sample: MW-61D **Lab ID: 50337251019** Collected: 02/10/23 14:46 Received: 02/10/23 16:25 Matrix: Water

Parameters	Results	Units	Report Limit	DF	Prepared	Analyzed	CAS No.	Qual
8260 MSV Indiana	Analytical Method: EPA 5030/8260							
	Pace Analytical Services - Indianapolis							
Acetone	ND	ug/L	100	1		02/15/23 13:30	67-64-1	
Acrolein	ND	ug/L	50.0	1		02/15/23 13:30	107-02-8	
Acrylonitrile	ND	ug/L	100	1		02/15/23 13:30	107-13-1	
Benzene	ND	ug/L	5.0	1		02/15/23 13:30	71-43-2	
Bromobenzene	ND	ug/L	5.0	1		02/15/23 13:30	108-86-1	
Bromochloromethane	ND	ug/L	5.0	1		02/15/23 13:30	74-97-5	
Bromodichloromethane	ND	ug/L	5.0	1		02/15/23 13:30	75-27-4	
Bromoform	ND	ug/L	5.0	1		02/15/23 13:30	75-25-2	
Bromomethane	ND	ug/L	5.0	1		02/15/23 13:30	74-83-9	
2-Butanone (MEK)	ND	ug/L	25.0	1		02/15/23 13:30	78-93-3	
n-Butylbenzene	ND	ug/L	5.0	1		02/15/23 13:30	104-51-8	
sec-Butylbenzene	ND	ug/L	5.0	1		02/15/23 13:30	135-98-8	
tert-Butylbenzene	ND	ug/L	5.0	1		02/15/23 13:30	98-06-6	
Carbon disulfide	ND	ug/L	10.0	1		02/15/23 13:30	75-15-0	
Carbon tetrachloride	ND	ug/L	5.0	1		02/15/23 13:30	56-23-5	
Chlorobenzene	ND	ug/L	5.0	1		02/15/23 13:30	108-90-7	
Chloroethane	ND	ug/L	5.0	1		02/15/23 13:30	75-00-3	
Chloroform	ND	ug/L	5.0	1		02/15/23 13:30	67-66-3	
Chloromethane	ND	ug/L	5.0	1		02/15/23 13:30	74-87-3	
2-Chlorotoluene	ND	ug/L	5.0	1		02/15/23 13:30	95-49-8	
4-Chlorotoluene	ND	ug/L	5.0	1		02/15/23 13:30	106-43-4	
Dibromochloromethane	ND	ug/L	5.0	1		02/15/23 13:30	124-48-1	
1,2-Dibromoethane (EDB)	ND	ug/L	5.0	1		02/15/23 13:30	106-93-4	
Dibromomethane	ND	ug/L	5.0	1		02/15/23 13:30	74-95-3	
1,2-Dichlorobenzene	ND	ug/L	5.0	1		02/15/23 13:30	95-50-1	
1,3-Dichlorobenzene	ND	ug/L	5.0	1		02/15/23 13:30	541-73-1	
1,4-Dichlorobenzene	ND	ug/L	5.0	1		02/15/23 13:30	106-46-7	
trans-1,4-Dichloro-2-butene	ND	ug/L	100	1		02/15/23 13:30	110-57-6	
Dichlorodifluoromethane	ND	ug/L	5.0	1		02/15/23 13:30	75-71-8	
1,1-Dichloroethane	ND	ug/L	5.0	1		02/15/23 13:30	75-34-3	
1,2-Dichloroethane	ND	ug/L	5.0	1		02/15/23 13:30	107-06-2	
1,1-Dichloroethene	ND	ug/L	5.0	1		02/15/23 13:30	75-35-4	
cis-1,2-Dichloroethene	**7.4**	ug/L	5.0	1		02/15/23 13:30	156-59-2	
trans-1,2-Dichloroethene	ND	ug/L	5.0	1		02/15/23 13:30	156-60-5	
1,2-Dichloropropane	ND	ug/L	5.0	1		02/15/23 13:30	78-87-5	
1,3-Dichloropropane	ND	ug/L	5.0	1		02/15/23 13:30	142-28-9	
2,2-Dichloropropane	ND	ug/L	5.0	1		02/15/23 13:30	594-20-7	
1,1-Dichloropropene	ND	ug/L	5.0	1		02/15/23 13:30	563-58-6	
cis-1,3-Dichloropropene	ND	ug/L	5.0	1		02/15/23 13:30	10061-01-5	
trans-1,3-Dichloropropene	ND	ug/L	5.0	1		02/15/23 13:30	10061-02-6	
Ethylbenzene	ND	ug/L	5.0	1		02/15/23 13:30	100-41-4	
Ethyl methacrylate	ND	ug/L	100	1		02/15/23 13:30	97-63-2	
Hexachloro-1,3-butadiene	ND	ug/L	5.0	1		02/15/23 13:30	87-68-3	
n-Hexane	ND	ug/L	5.0	1		02/15/23 13:30	110-54-3	
2-Hexanone	ND	ug/L	25.0	1		02/15/23 13:30	591-78-6	
Iodomethane	ND	ug/L	10.0	1		02/15/23 13:30	74-88-4	

This report shall not be reproduced, except in full,
without the written consent of Pace Analytical Services, LLC.

Pace Analytical Services, LLC
7726 Moller Road
Indianapolis, IN 46268
(317)228-3100

ANALYTICAL RESULTS

Project: HRID 1Q2023
Pace Project No.: 50337251

Sample: MW-61D **Lab ID: 50337251019** Collected: 02/10/23 14:46 Received: 02/10/23 16:25 Matrix: Water

Parameters	Results	Units	Report Limit	DF	Prepared	Analyzed	CAS No.	Qual
8260 MSV Indiana	Analytical Method: EPA 5030/8260							
	Pace Analytical Services - Indianapolis							
Isopropylbenzene (Cumene)	ND	ug/L	5.0	1		02/15/23 13:30	98-82-8	
p-Isopropyltoluene	ND	ug/L	5.0	1		02/15/23 13:30	99-87-6	
Methylene Chloride	ND	ug/L	5.0	1		02/15/23 13:30	75-09-2	
1-Methylnaphthalene	ND	ug/L	10.0	1		02/15/23 13:30	90-12-0	
2-Methylnaphthalene	ND	ug/L	10.0	1		02/15/23 13:30	91-57-6	
4-Methyl-2-pentanone (MIBK)	ND	ug/L	25.0	1		02/15/23 13:30	108-10-1	
Methyl-tert-butyl ether	ND	ug/L	4.0	1		02/15/23 13:30	1634-04-4	
Naphthalene	ND	ug/L	1.2	1		02/15/23 13:30	91-20-3	
n-Propylbenzene	ND	ug/L	5.0	1		02/15/23 13:30	103-65-1	
Styrene	ND	ug/L	5.0	1		02/15/23 13:30	100-42-5	
1,1,1,2-Tetrachloroethane	ND	ug/L	5.0	1		02/15/23 13:30	630-20-6	
1,1,2,2-Tetrachloroethane	ND	ug/L	5.0	1		02/15/23 13:30	79-34-5	
Tetrachloroethene	ND	ug/L	5.0	1		02/15/23 13:30	127-18-4	
Toluene	ND	ug/L	5.0	1		02/15/23 13:30	108-88-3	
1,2,3-Trichlorobenzene	ND	ug/L	5.0	1		02/15/23 13:30	87-61-6	
1,2,4-Trichlorobenzene	ND	ug/L	5.0	1		02/15/23 13:30	120-82-1	
1,1,1-Trichloroethane	ND	ug/L	5.0	1		02/15/23 13:30	71-55-6	
1,1,2-Trichloroethane	ND	ug/L	5.0	1		02/15/23 13:30	79-00-5	
Trichloroethene	ND	ug/L	5.0	1		02/15/23 13:30	79-01-6	
Trichlorofluoromethane	ND	ug/L	5.0	1		02/15/23 13:30	75-69-4	
1,2,3-Trichloropropane	ND	ug/L	5.0	1		02/15/23 13:30	96-18-4	
1,2,4-Trimethylbenzene	ND	ug/L	5.0	1		02/15/23 13:30	95-63-6	
1,3,5-Trimethylbenzene	ND	ug/L	5.0	1		02/15/23 13:30	108-67-8	
Vinyl acetate	ND	ug/L	50.0	1		02/15/23 13:30	108-05-4	L1
Vinyl chloride	ND	ug/L	2.0	1		02/15/23 13:30	75-01-4	
Xylene (Total)	ND	ug/L	10.0	1		02/15/23 13:30	1330-20-7	
Surrogates								
Dibromofluoromethane (S)	104	%.	82-128	1		02/15/23 13:30	1868-53-7	
4-Bromofluorobenzene (S)	97	%.	79-124	1		02/15/23 13:30	460-00-4	
Toluene-d8 (S)	96	%.	73-122	1		02/15/23 13:30	2037-26-5	

This report shall not be reproduced, except in full,
without the written consent of Pace Analytical Services, LLC.

Pace Analytical Services, LLC
7726 Moller Road
Indianapolis, IN 46268
(317)228-3100

ANALYTICAL RESULTS

Project: HRID 1Q2023
Pace Project No.: 50337251

Sample: Trip Blank **Lab ID: 50337251020** Collected: 02/09/23 08:00 Received: 02/10/23 16:25 Matrix: Water

Parameters	Results	Units	Report Limit	DF	Prepared	Analyzed	CAS No.	Qual
8260 MSV Indiana	Analytical Method: EPA 5030/8260							
	Pace Analytical Services - Indianapolis							
Acetone	ND	ug/L	100	1		02/15/23 01:39	67-64-1	
Acrolein	ND	ug/L	50.0	1		02/15/23 01:39	107-02-8	
Acrylonitrile	ND	ug/L	100	1		02/15/23 01:39	107-13-1	
Benzene	ND	ug/L	5.0	1		02/15/23 01:39	71-43-2	
Bromobenzene	ND	ug/L	5.0	1		02/15/23 01:39	108-86-1	
Bromochloromethane	ND	ug/L	5.0	1		02/15/23 01:39	74-97-5	
Bromodichloromethane	ND	ug/L	5.0	1		02/15/23 01:39	75-27-4	
Bromoform	ND	ug/L	5.0	1		02/15/23 01:39	75-25-2	
Bromomethane	ND	ug/L	5.0	1		02/15/23 01:39	74-83-9	
2-Butanone (MEK)	ND	ug/L	25.0	1		02/15/23 01:39	78-93-3	
n-Butylbenzene	ND	ug/L	5.0	1		02/15/23 01:39	104-51-8	
sec-Butylbenzene	ND	ug/L	5.0	1		02/15/23 01:39	135-98-8	
tert-Butylbenzene	ND	ug/L	5.0	1		02/15/23 01:39	98-06-6	
Carbon disulfide	ND	ug/L	10.0	1		02/15/23 01:39	75-15-0	
Carbon tetrachloride	ND	ug/L	5.0	1		02/15/23 01:39	56-23-5	
Chlorobenzene	ND	ug/L	5.0	1		02/15/23 01:39	108-90-7	
Chloroethane	ND	ug/L	5.0	1		02/15/23 01:39	75-00-3	
Chloroform	ND	ug/L	5.0	1		02/15/23 01:39	67-66-3	
Chloromethane	ND	ug/L	5.0	1		02/15/23 01:39	74-87-3	
2-Chlorotoluene	ND	ug/L	5.0	1		02/15/23 01:39	95-49-8	
4-Chlorotoluene	ND	ug/L	5.0	1		02/15/23 01:39	106-43-4	
Dibromochloromethane	ND	ug/L	5.0	1		02/15/23 01:39	124-48-1	
1,2-Dibromoethane (EDB)	ND	ug/L	5.0	1		02/15/23 01:39	106-93-4	
Dibromomethane	ND	ug/L	5.0	1		02/15/23 01:39	74-95-3	
1,2-Dichlorobenzene	ND	ug/L	5.0	1		02/15/23 01:39	95-50-1	
1,3-Dichlorobenzene	ND	ug/L	5.0	1		02/15/23 01:39	541-73-1	
1,4-Dichlorobenzene	ND	ug/L	5.0	1		02/15/23 01:39	106-46-7	
trans-1,4-Dichloro-2-butene	ND	ug/L	100	1		02/15/23 01:39	110-57-6	
Dichlorodifluoromethane	ND	ug/L	5.0	1		02/15/23 01:39	75-71-8	
1,1-Dichloroethane	ND	ug/L	5.0	1		02/15/23 01:39	75-34-3	
1,2-Dichloroethane	ND	ug/L	5.0	1		02/15/23 01:39	107-06-2	
1,1-Dichloroethene	ND	ug/L	5.0	1		02/15/23 01:39	75-35-4	
cis-1,2-Dichloroethene	ND	ug/L	5.0	1		02/15/23 01:39	156-59-2	
trans-1,2-Dichloroethene	ND	ug/L	5.0	1		02/15/23 01:39	156-60-5	
1,2-Dichloropropane	ND	ug/L	5.0	1		02/15/23 01:39	78-87-5	
1,3-Dichloropropane	ND	ug/L	5.0	1		02/15/23 01:39	142-28-9	
2,2-Dichloropropane	ND	ug/L	5.0	1		02/15/23 01:39	594-20-7	
1,1-Dichloropropene	ND	ug/L	5.0	1		02/15/23 01:39	563-58-6	
cis-1,3-Dichloropropene	ND	ug/L	5.0	1		02/15/23 01:39	10061-01-5	
trans-1,3-Dichloropropene	ND	ug/L	5.0	1		02/15/23 01:39	10061-02-6	
Ethylbenzene	ND	ug/L	5.0	1		02/15/23 01:39	100-41-4	
Ethyl methacrylate	ND	ug/L	100	1		02/15/23 01:39	97-63-2	
Hexachloro-1,3-butadiene	ND	ug/L	5.0	1		02/15/23 01:39	87-68-3	
n-Hexane	ND	ug/L	5.0	1		02/15/23 01:39	110-54-3	
2-Hexanone	ND	ug/L	25.0	1		02/15/23 01:39	591-78-6	
Iodomethane	ND	ug/L	10.0	1		02/15/23 01:39	74-88-4	

This report shall not be reproduced, except in full,
without the written consent of Pace Analytical Services, LLC.

Pace Analytical Services, LLC
7726 Moller Road
Indianapolis, IN 46268
(317)228-3100

ANALYTICAL RESULTS

Project: HRID 1Q2023
Pace Project No.: 50337251

Sample: Trip Blank **Lab ID: 50337251020** Collected: 02/09/23 08:00 Received: 02/10/23 16:25 Matrix: Water

Parameters	Results	Units	Report Limit	DF	Prepared	Analyzed	CAS No.	Qual
8260 MSV Indiana	Analytical Method: EPA 5030/8260							
	Pace Analytical Services - Indianapolis							
Isopropylbenzene (Cumene)	ND	ug/L	5.0	1		02/15/23 01:39	98-82-8	
p-Isopropyltoluene	ND	ug/L	5.0	1		02/15/23 01:39	99-87-6	
Methylene Chloride	ND	ug/L	5.0	1		02/15/23 01:39	75-09-2	
1-Methylnaphthalene	ND	ug/L	10.0	1		02/15/23 01:39	90-12-0	
2-Methylnaphthalene	ND	ug/L	10.0	1		02/15/23 01:39	91-57-6	
4-Methyl-2-pentanone (MIBK)	ND	ug/L	25.0	1		02/15/23 01:39	108-10-1	
Methyl-tert-butyl ether	ND	ug/L	4.0	1		02/15/23 01:39	1634-04-4	
Naphthalene	ND	ug/L	1.2	1		02/15/23 01:39	91-20-3	
n-Propylbenzene	ND	ug/L	5.0	1		02/15/23 01:39	103-65-1	
Styrene	ND	ug/L	5.0	1		02/15/23 01:39	100-42-5	
1,1,1,2-Tetrachloroethane	ND	ug/L	5.0	1		02/15/23 01:39	630-20-6	
1,1,2,2-Tetrachloroethane	ND	ug/L	5.0	1		02/15/23 01:39	79-34-5	
Tetrachloroethene	ND	ug/L	5.0	1		02/15/23 01:39	127-18-4	
Toluene	ND	ug/L	5.0	1		02/15/23 01:39	108-88-3	
1,2,3-Trichlorobenzene	ND	ug/L	5.0	1		02/15/23 01:39	87-61-6	
1,2,4-Trichlorobenzene	ND	ug/L	5.0	1		02/15/23 01:39	120-82-1	
1,1,1-Trichloroethane	ND	ug/L	5.0	1		02/15/23 01:39	71-55-6	
1,1,2-Trichloroethane	ND	ug/L	5.0	1		02/15/23 01:39	79-00-5	
Trichloroethene	ND	ug/L	5.0	1		02/15/23 01:39	79-01-6	
Trichlorofluoromethane	ND	ug/L	5.0	1		02/15/23 01:39	75-69-4	
1,2,3-Trichloropropane	ND	ug/L	5.0	1		02/15/23 01:39	96-18-4	
1,2,4-Trimethylbenzene	ND	ug/L	5.0	1		02/15/23 01:39	95-63-6	
1,3,5-Trimethylbenzene	ND	ug/L	5.0	1		02/15/23 01:39	108-67-8	
Vinyl acetate	ND	ug/L	50.0	1		02/15/23 01:39	108-05-4	L1
Vinyl chloride	ND	ug/L	2.0	1		02/15/23 01:39	75-01-4	
Xylene (Total)	ND	ug/L	10.0	1		02/15/23 01:39	1330-20-7	
Surrogates								
Dibromofluoromethane (S)	103	%.	82-128	1		02/15/23 01:39	1868-53-7	
4-Bromofluorobenzene (S)	97	%.	79-124	1		02/15/23 01:39	460-00-4	
Toluene-d8 (S)	97	%.	73-122	1		02/15/23 01:39	2037-26-5	

This report shall not be reproduced, except in full,
without the written consent of Pace Analytical Services, LLC.

Pace Analytical Services, LLC
7726 Moller Road
Indianapolis, IN 46268
(317)228-3100

QUALITY CONTROL DATA

Project: HRID 1Q2023
Pace Project No.: 50337251

QC Batch: 718555
QC Batch Method: EPA 5030/8260
Analysis Method: EPA 5030/8260
Analysis Description: 8260 MSV
Laboratory: Pace Analytical Services - Indianapolis
Associated Lab Samples: 50337251001, 50337251002, 50337251003

METHOD BLANK: 3298742
Matrix: Water
Associated Lab Samples: 50337251001, 50337251002, 50337251003

Parameter	Units	Blank Result	Reporting Limit	Analyzed	Qualifiers
1,1,1,2-Tetrachloroethane	ug/L	ND	5.0	02/14/23 12:20	
1,1,1-Trichloroethane	ug/L	ND	5.0	02/14/23 12:20	
1,1,2,2-Tetrachloroethane	ug/L	ND	5.0	02/14/23 12:20	
1,1,2-Trichloroethane	ug/L	ND	5.0	02/14/23 12:20	
1,1-Dichloroethane	ug/L	ND	5.0	02/14/23 12:20	
1,1-Dichloroethene	ug/L	ND	5.0	02/14/23 12:20	
1,1-Dichloropropene	ug/L	ND	5.0	02/14/23 12:20	
1,2,3-Trichlorobenzene	ug/L	ND	5.0	02/14/23 12:20	
1,2,3-Trichloropropane	ug/L	ND	5.0	02/14/23 12:20	
1,2,4-Trichlorobenzene	ug/L	ND	5.0	02/14/23 12:20	
1,2,4-Trimethylbenzene	ug/L	ND	5.0	02/14/23 12:20	
1,2-Dibromoethane (EDB)	ug/L	ND	5.0	02/14/23 12:20	
1,2-Dichlorobenzene	ug/L	ND	5.0	02/14/23 12:20	
1,2-Dichloroethane	ug/L	ND	5.0	02/14/23 12:20	
1,2-Dichloropropane	ug/L	ND	5.0	02/14/23 12:20	
1,3,5-Trimethylbenzene	ug/L	ND	5.0	02/14/23 12:20	
1,3-Dichlorobenzene	ug/L	ND	5.0	02/14/23 12:20	
1,3-Dichloropropane	ug/L	ND	5.0	02/14/23 12:20	
1,4-Dichlorobenzene	ug/L	ND	5.0	02/14/23 12:20	
1-Methylnaphthalene	ug/L	ND	10.0	02/14/23 12:20	
2,2-Dichloropropane	ug/L	ND	5.0	02/14/23 12:20	
2-Butanone (MEK)	ug/L	ND	25.0	02/14/23 12:20	
2-Chlorotoluene	ug/L	ND	5.0	02/14/23 12:20	
2-Hexanone	ug/L	ND	25.0	02/14/23 12:20	
2-Methylnaphthalene	ug/L	ND	10.0	02/14/23 12:20	
4-Chlorotoluene	ug/L	ND	5.0	02/14/23 12:20	
4-Methyl-2-pentanone (MIBK)	ug/L	ND	25.0	02/14/23 12:20	
Acetone	ug/L	ND	100	02/14/23 12:20	
Acrolein	ug/L	ND	50.0	02/14/23 12:20	
Acrylonitrile	ug/L	ND	100	02/14/23 12:20	
Benzene	ug/L	ND	5.0	02/14/23 12:20	
Bromobenzene	ug/L	ND	5.0	02/14/23 12:20	
Bromochloromethane	ug/L	ND	5.0	02/14/23 12:20	
Bromodichloromethane	ug/L	ND	5.0	02/14/23 12:20	
Bromoform	ug/L	ND	5.0	02/14/23 12:20	
Bromomethane	ug/L	ND	5.0	02/14/23 12:20	
Carbon disulfide	ug/L	ND	10.0	02/14/23 12:20	
Carbon tetrachloride	ug/L	ND	5.0	02/14/23 12:20	
Chlorobenzene	ug/L	ND	5.0	02/14/23 12:20	
Chloroethane	ug/L	ND	5.0	02/14/23 12:20	

Results presented on this page are in the units indicated by the "Units" column except where an alternate unit is presented to the right of the result.

This report shall not be reproduced, except in full,
without the written consent of Pace Analytical Services, LLC.

Pace Analytical Services, LLC
7726 Moller Road
Indianapolis, IN 46268
(317)228-3100

QUALITY CONTROL DATA

Project: HRID 1Q2023
Pace Project No.: 50337251

METHOD BLANK: 3298742 Matrix: Water
Associated Lab Samples: 50337251001, 50337251002, 50337251003

Parameter	Units	Blank Result	Reporting Limit	Analyzed	Qualifiers
Chloroform	ug/L	ND	5.0	02/14/23 12:20	
Chloromethane	ug/L	ND	5.0	02/14/23 12:20	
cis-1,2-Dichloroethene	ug/L	ND	5.0	02/14/23 12:20	
cis-1,3-Dichloropropene	ug/L	ND	5.0	02/14/23 12:20	
Dibromochloromethane	ug/L	ND	5.0	02/14/23 12:20	
Dibromomethane	ug/L	ND	5.0	02/14/23 12:20	
Dichlorodifluoromethane	ug/L	ND	5.0	02/14/23 12:20	
Ethyl methacrylate	ug/L	ND	100	02/14/23 12:20	
Ethylbenzene	ug/L	ND	5.0	02/14/23 12:20	
Hexachloro-1,3-butadiene	ug/L	ND	5.0	02/14/23 12:20	
Iodomethane	ug/L	ND	10.0	02/14/23 12:20	
Isopropylbenzene (Cumene)	ug/L	ND	5.0	02/14/23 12:20	
Methyl-tert-butyl ether	ug/L	ND	4.0	02/14/23 12:20	
Methylene Chloride	ug/L	ND	5.0	02/14/23 12:20	
n-Butylbenzene	ug/L	ND	5.0	02/14/23 12:20	
n-Hexane	ug/L	ND	5.0	02/14/23 12:20	
n-Propylbenzene	ug/L	ND	5.0	02/14/23 12:20	
Naphthalene	ug/L	ND	1.2	02/14/23 12:20	
p-Isopropyltoluene	ug/L	ND	5.0	02/14/23 12:20	
sec-Butylbenzene	ug/L	ND	5.0	02/14/23 12:20	
Styrene	ug/L	ND	5.0	02/14/23 12:20	
tert-Butylbenzene	ug/L	ND	5.0	02/14/23 12:20	
Tetrachloroethene	ug/L	ND	5.0	02/14/23 12:20	
Toluene	ug/L	ND	5.0	02/14/23 12:20	
trans-1,2-Dichloroethene	ug/L	ND	5.0	02/14/23 12:20	
trans-1,3-Dichloropropene	ug/L	ND	5.0	02/14/23 12:20	
trans-1,4-Dichloro-2-butene	ug/L	ND	100	02/14/23 12:20	
Trichloroethene	ug/L	ND	5.0	02/14/23 12:20	
Trichlorofluoromethane	ug/L	ND	5.0	02/14/23 12:20	
Vinyl acetate	ug/L	ND	50.0	02/14/23 12:20	
Vinyl chloride	ug/L	ND	2.0	02/14/23 12:20	
Xylene (Total)	ug/L	ND	10.0	02/14/23 12:20	
4-Bromofluorobenzene (S)	%.	98	79-124	02/14/23 12:20	
Dibromofluoromethane (S)	%.	104	82-128	02/14/23 12:20	1d
Toluene-d8 (S)	%.	95	73-122	02/14/23 12:20	

LABORATORY CONTROL SAMPLE: 3298743

Parameter	Units	Spike Conc.	LCS Result	LCS % Rec	% Rec Limits	Qualifiers
1,1,1,2-Tetrachloroethane	ug/L	50	48.4	97	77-125	
1,1,1-Trichloroethane	ug/L	50	49.9	100	69-125	
1,1,2,2-Tetrachloroethane	ug/L	50	46.7	93	72-123	
1,1,2-Trichloroethane	ug/L	50	45.9	92	73-124	
1,1-Dichloroethane	ug/L	50	47.3	95	71-124	

Results presented on this page are in the units indicated by the "Units" column except where an alternate unit is presented to the right of the result.

This report shall not be reproduced, except in full,
without the written consent of Pace Analytical Services, LLC.

Pace Analytical Services, LLC
7726 Moller Road
Indianapolis, IN 46268
(317)228-3100

QUALITY CONTROL DATA

Project: HRID 1Q2023
Pace Project No.: 50337251

LABORATORY CONTROL SAMPLE: 3298743

Parameter	Units	Spike Conc.	LCS Result	LCS % Rec	% Rec Limits	Qualifiers
1,1-Dichloroethene	ug/L	50	47.9	96	63-138	
1,1-Dichloropropene	ug/L	50	53.1	106	80-142	
1,2,3-Trichlorobenzene	ug/L	50	54.3	109	67-134	
1,2,3-Trichloropropane	ug/L	50	45.9	92	75-122	
1,2,4-Trichlorobenzene	ug/L	50	52.1	104	68-132	
1,2,4-Trimethylbenzene	ug/L	50	53.6	107	71-121	
1,2-Dibromoethane (EDB)	ug/L	50	46.2	92	75-123	
1,2-Dichlorobenzene	ug/L	50	49.1	98	76-118	
1,2-Dichloroethane	ug/L	50	49.2	98	68-126	
1,2-Dichloropropane	ug/L	50	48.8	98	73-127	
1,3,5-Trimethylbenzene	ug/L	50	53.0	106	72-120	
1,3-Dichlorobenzene	ug/L	50	51.2	102	75-119	
1,3-Dichloropropane	ug/L	50	45.4	91	77-125	
1,4-Dichlorobenzene	ug/L	50	49.2	98	74-118	
1-Methylnaphthalene	ug/L	50	74.3	149	51-164	
2,2-Dichloropropane	ug/L	50	47.8	96	52-137	
2-Butanone (MEK)	ug/L	250	254	102	57-130	
2-Chlorotoluene	ug/L	50	50.1	100	69-123	
2-Hexanone	ug/L	250	249	99	57-130	
2-Methylnaphthalene	ug/L	50	70.6	141	57-159	
4-Chlorotoluene	ug/L	50	50.4	101	74-122	
4-Methyl-2-pentanone (MIBK)	ug/L	250	250	100	58-134	
Acetone	ug/L	250	206	82	41-133	
Acrolein	ug/L	1000	932	93	43-124	
Acrylonitrile	ug/L	250	280	112	66-131	
Benzene	ug/L	50	46.1	92	76-121	
Bromobenzene	ug/L	50	49.7	99	67-127	
Bromochloromethane	ug/L	50	44.1	88	65-126	
Bromodichloromethane	ug/L	50	52.3	105	72-125	
Bromoform	ug/L	50	47.1	94	57-134	
Bromomethane	ug/L	50	39.9	80	10-187	
Carbon disulfide	ug/L	50	44.4	89	59-125	
Carbon tetrachloride	ug/L	50	50.4	101	71-134	
Chlorobenzene	ug/L	50	47.7	95	74-119	
Chloroethane	ug/L	50	38.1	76	49-152	
Chloroform	ug/L	50	45.8	92	68-123	
Chloromethane	ug/L	50	36.0	72	33-133	
cis-1,2-Dichloroethene	ug/L	50	47.3	95	73-122	
cis-1,3-Dichloropropene	ug/L	50	47.0	94	69-128	
Dibromochloromethane	ug/L	50	47.4	95	69-127	
Dibromomethane	ug/L	50	44.7	89	74-126	
Dichlorodifluoromethane	ug/L	50	20.1	40	19-136	
Ethyl methacrylate	ug/L	50	50.7J	101	65-127	
Ethylbenzene	ug/L	50	50.3	101	74-122	
Hexachloro-1,3-butadiene	ug/L	50	54.1	108	65-140	
Iodomethane	ug/L	50	30.3	61	10-181	
Isopropylbenzene (Cumene)	ug/L	50	52.5	105	75-124	

Results presented on this page are in the units indicated by the "Units" column except where an alternate unit is presented to the right of the result.

This report shall not be reproduced, except in full,
without the written consent of Pace Analytical Services, LLC.

Pace Analytical Services, LLC
7726 Moller Road
Indianapolis, IN 46268
(317)228-3100

QUALITY CONTROL DATA

Project: HRID 1Q2023
Pace Project No.: 50337251

LABORATORY CONTROL SAMPLE: 3298743

Parameter	Units	Spike Conc.	LCS Result	LCS % Rec	% Rec Limits	Qualifiers
Methyl-tert-butyl ether	ug/L	50	47.6	95	71-125	
Methylene Chloride	ug/L	50	48.9	98	71-125	
n-Butylbenzene	ug/L	50	54.0	108	68-124	
n-Hexane	ug/L	50	45.8	92	60-132	
n-Propylbenzene	ug/L	50	52.7	105	75-122	
Naphthalene	ug/L	50	53.4	107	69-128	
p-Isopropyltoluene	ug/L	50	53.6	107	73-125	
sec-Butylbenzene	ug/L	50	54.6	109	76-125	
Styrene	ug/L	50	51.6	103	74-126	
tert-Butylbenzene	ug/L	50	53.6	107	69-123	
Tetrachloroethene	ug/L	50	48.1	96	74-129	
Toluene	ug/L	50	46.7	93	70-118	
trans-1,2-Dichloroethene	ug/L	50	47.6	95	69-124	
trans-1,3-Dichloropropene	ug/L	50	46.9	94	66-125	
trans-1,4-Dichloro-2-butene	ug/L	50	48.6J	97	43-155	
Trichloroethene	ug/L	50	47.1	94	73-125	
Trichlorofluoromethane	ug/L	50	44.8	90	56-139	
Vinyl acetate	ug/L	200	239	120	46-101	L1
Vinyl chloride	ug/L	50	34.9	70	46-134	
Xylene (Total)	ug/L	150	149	100	71-123	
4-Bromofluorobenzene (S)	%.			102	79-124	
Dibromofluoromethane (S)	%.			102	82-128	
Toluene-d8 (S)	%.			98	73-122	

Results presented on this page are in the units indicated by the "Units" column except where an alternate unit is presented to the right of the result.

This report shall not be reproduced, except in full,
without the written consent of Pace Analytical Services, LLC.

Pace Analytical Services, LLC
7726 Moller Road
Indianapolis, IN 46268
(317)228-3100

QUALITY CONTROL DATA

Project: HRID 1Q2023
Pace Project No.: 50337251

QC Batch: 718609
QC Batch Method: EPA 5030/8260
Analysis Method: EPA 5030/8260
Analysis Description: 8260 MSV
Laboratory: Pace Analytical Services - Indianapolis
Associated Lab Samples: 50337251004, 50337251005, 50337251006, 50337251007, 50337251008, 50337251009, 50337251010, 50337251020

METHOD BLANK: 3298934
Matrix: Water
Associated Lab Samples: 50337251004, 50337251005, 50337251006, 50337251007, 50337251008, 50337251009, 50337251010, 50337251020

Parameter	Units	Blank Result	Reporting Limit	Analyzed	Qualifiers
1,1,1,2-Tetrachloroethane	ug/L	ND	5.0	02/15/23 01:07	
1,1,1-Trichloroethane	ug/L	ND	5.0	02/15/23 01:07	
1,1,2,2-Tetrachloroethane	ug/L	ND	5.0	02/15/23 01:07	
1,1,2-Trichloroethane	ug/L	ND	5.0	02/15/23 01:07	
1,1-Dichloroethane	ug/L	ND	5.0	02/15/23 01:07	
1,1-Dichloroethene	ug/L	ND	5.0	02/15/23 01:07	
1,1-Dichloropropene	ug/L	ND	5.0	02/15/23 01:07	
1,2,3-Trichlorobenzene	ug/L	ND	5.0	02/15/23 01:07	
1,2,3-Trichloropropane	ug/L	ND	5.0	02/15/23 01:07	
1,2,4-Trichlorobenzene	ug/L	ND	5.0	02/15/23 01:07	
1,2,4-Trimethylbenzene	ug/L	ND	5.0	02/15/23 01:07	
1,2-Dibromoethane (EDB)	ug/L	ND	5.0	02/15/23 01:07	
1,2-Dichlorobenzene	ug/L	ND	5.0	02/15/23 01:07	
1,2-Dichloroethane	ug/L	ND	5.0	02/15/23 01:07	
1,2-Dichloropropane	ug/L	ND	5.0	02/15/23 01:07	
1,3,5-Trimethylbenzene	ug/L	ND	5.0	02/15/23 01:07	
1,3-Dichlorobenzene	ug/L	ND	5.0	02/15/23 01:07	
1,3-Dichloropropane	ug/L	ND	5.0	02/15/23 01:07	
1,4-Dichlorobenzene	ug/L	ND	5.0	02/15/23 01:07	
1-Methylnaphthalene	ug/L	ND	10.0	02/15/23 01:07	
2,2-Dichloropropane	ug/L	ND	5.0	02/15/23 01:07	
2-Butanone (MEK)	ug/L	ND	25.0	02/15/23 01:07	
2-Chlorotoluene	ug/L	ND	5.0	02/15/23 01:07	
2-Hexanone	ug/L	ND	25.0	02/15/23 01:07	
2-Methylnaphthalene	ug/L	ND	10.0	02/15/23 01:07	
4-Chlorotoluene	ug/L	ND	5.0	02/15/23 01:07	
4-Methyl-2-pentanone (MIBK)	ug/L	ND	25.0	02/15/23 01:07	
Acetone	ug/L	ND	100	02/15/23 01:07	
Acrolein	ug/L	ND	50.0	02/15/23 01:07	
Acrylonitrile	ug/L	ND	100	02/15/23 01:07	
Benzene	ug/L	ND	5.0	02/15/23 01:07	
Bromobenzene	ug/L	ND	5.0	02/15/23 01:07	
Bromochloromethane	ug/L	ND	5.0	02/15/23 01:07	
Bromodichloromethane	ug/L	ND	5.0	02/15/23 01:07	
Bromoform	ug/L	ND	5.0	02/15/23 01:07	
Bromomethane	ug/L	ND	5.0	02/15/23 01:07	
Carbon disulfide	ug/L	ND	10.0	02/15/23 01:07	
Carbon tetrachloride	ug/L	ND	5.0	02/15/23 01:07	
Chlorobenzene	ug/L	ND	5.0	02/15/23 01:07	

Results presented on this page are in the units indicated by the "Units" column except where an alternate unit is presented to the right of the result.

This report shall not be reproduced, except in full,
without the written consent of Pace Analytical Services, LLC.

Pace Analytical Services, LLC
7726 Moller Road
Indianapolis, IN 46268
(317)228-3100

QUALITY CONTROL DATA

Project: HRID 1Q2023
Pace Project No.: 50337251

METHOD BLANK: 3298934 Matrix: Water

Associated Lab Samples: 50337251004, 50337251005, 50337251006, 50337251007, 50337251008, 50337251009, 50337251010, 50337251020

Parameter	Units	Blank Result	Reporting Limit	Analyzed	Qualifiers
Chloroethane	ug/L	ND	5.0	02/15/23 01:07	
Chloroform	ug/L	ND	5.0	02/15/23 01:07	
Chloromethane	ug/L	ND	5.0	02/15/23 01:07	
cis-1,2-Dichloroethene	ug/L	ND	5.0	02/15/23 01:07	
cis-1,3-Dichloropropene	ug/L	ND	5.0	02/15/23 01:07	
Dibromochloromethane	ug/L	ND	5.0	02/15/23 01:07	
Dibromomethane	ug/L	ND	5.0	02/15/23 01:07	
Dichlorodifluoromethane	ug/L	ND	5.0	02/15/23 01:07	
Ethyl methacrylate	ug/L	ND	100	02/15/23 01:07	
Ethylbenzene	ug/L	ND	5.0	02/15/23 01:07	
Hexachloro-1,3-butadiene	ug/L	ND	5.0	02/15/23 01:07	
Iodomethane	ug/L	ND	10.0	02/15/23 01:07	
Isopropylbenzene (Cumene)	ug/L	ND	5.0	02/15/23 01:07	
Methyl-tert-butyl ether	ug/L	ND	4.0	02/15/23 01:07	
Methylene Chloride	ug/L	ND	5.0	02/15/23 01:07	
n-Butylbenzene	ug/L	ND	5.0	02/15/23 01:07	
n-Hexane	ug/L	ND	5.0	02/15/23 01:07	
n-Propylbenzene	ug/L	ND	5.0	02/15/23 01:07	
Naphthalene	ug/L	ND	1.2	02/15/23 01:07	
p-Isopropyltoluene	ug/L	ND	5.0	02/15/23 01:07	
sec-Butylbenzene	ug/L	ND	5.0	02/15/23 01:07	
Styrene	ug/L	ND	5.0	02/15/23 01:07	
tert-Butylbenzene	ug/L	ND	5.0	02/15/23 01:07	
Tetrachloroethene	ug/L	ND	5.0	02/15/23 01:07	
Toluene	ug/L	ND	5.0	02/15/23 01:07	
trans-1,2-Dichloroethene	ug/L	ND	5.0	02/15/23 01:07	
trans-1,3-Dichloropropene	ug/L	ND	5.0	02/15/23 01:07	
trans-1,4-Dichloro-2-butene	ug/L	ND	100	02/15/23 01:07	
Trichloroethene	ug/L	ND	5.0	02/15/23 01:07	
Trichlorofluoromethane	ug/L	ND	5.0	02/15/23 01:07	
Vinyl acetate	ug/L	ND	50.0	02/15/23 01:07	
Vinyl chloride	ug/L	ND	2.0	02/15/23 01:07	
Xylene (Total)	ug/L	ND	10.0	02/15/23 01:07	
4-Bromofluorobenzene (S)	%.	96	79-124	02/15/23 01:07	
Dibromofluoromethane (S)	%.	103	82-128	02/15/23 01:07	
Toluene-d8 (S)	%.	96	73-122	02/15/23 01:07	

LABORATORY CONTROL SAMPLE: 3298935

Parameter	Units	Spike Conc.	LCS Result	LCS % Rec	% Rec Limits	Qualifiers
1,1,1,2-Tetrachloroethane	ug/L	50	47.7	95	77-125	
1,1,1-Trichloroethane	ug/L	50	48.3	97	69-125	
1,1,2,2-Tetrachloroethane	ug/L	50	48.2	96	72-123	

Results presented on this page are in the units indicated by the "Units" column except where an alternate unit is presented to the right of the result.

REPORT OF LABORATORY ANALYSIS

This report shall not be reproduced, except in full,
without the written consent of Pace Analytical Services, LLC.

Pace Analytical Services, LLC
7726 Moller Road
Indianapolis, IN 46268
(317)228-3100

QUALITY CONTROL DATA

Project: HRID 1Q2023
Pace Project No.: 50337251

LABORATORY CONTROL SAMPLE: 3298935

Parameter	Units	Spike Conc.	LCS Result	LCS % Rec	% Rec Limits	Qualifiers
1,1,2-Trichloroethane	ug/L	50	45.8	92	73-124	
1,1-Dichloroethane	ug/L	50	46.2	92	71-124	
1,1-Dichloroethene	ug/L	50	47.8	96	63-138	
1,1-Dichloropropene	ug/L	50	51.9	104	80-142	
1,2,3-Trichlorobenzene	ug/L	50	55.3	111	67-134	
1,2,3-Trichloropropane	ug/L	50	48.0	96	75-122	
1,2,4-Trichlorobenzene	ug/L	50	52.1	104	68-132	
1,2,4-Trimethylbenzene	ug/L	50	52.6	105	71-121	
1,2-Dibromoethane (EDB)	ug/L	50	46.7	93	75-123	
1,2-Dichlorobenzene	ug/L	50	48.8	98	76-118	
1,2-Dichloroethane	ug/L	50	50.2	100	68-126	
1,2-Dichloropropane	ug/L	50	49.1	98	73-127	
1,3,5-Trimethylbenzene	ug/L	50	51.8	104	72-120	
1,3-Dichlorobenzene	ug/L	50	50.0	100	75-119	
1,3-Dichloropropane	ug/L	50	45.9	92	77-125	
1,4-Dichlorobenzene	ug/L	50	49.2	98	74-118	
1-Methylnaphthalene	ug/L	50	64.8	130	51-164	
2,2-Dichloropropane	ug/L	50	38.3	77	52-137	
2-Butanone (MEK)	ug/L	250	259	104	57-130	
2-Chlorotoluene	ug/L	50	50.3	101	69-123	
2-Hexanone	ug/L	250	249	100	57-130	
2-Methylnaphthalene	ug/L	50	60.9	122	57-159	
4-Chlorotoluene	ug/L	50	50.1	100	74-122	
4-Methyl-2-pentanone (MIBK)	ug/L	250	246	98	58-134	
Acetone	ug/L	250	220	88	41-133	
Acrolein	ug/L	1000	877	88	43-124	
Acrylonitrile	ug/L	250	270	108	66-131	
Benzene	ug/L	50	45.4	91	76-121	
Bromobenzene	ug/L	50	48.5	97	67-127	
Bromochloromethane	ug/L	50	57.4	115	65-126	
Bromodichloromethane	ug/L	50	52.1	104	72-125	
Bromoform	ug/L	50	48.7	97	57-134	
Bromomethane	ug/L	50	35.6	71	10-187	
Carbon disulfide	ug/L	50	42.8	86	59-125	
Carbon tetrachloride	ug/L	50	48.6	97	71-134	
Chlorobenzene	ug/L	50	47.6	95	74-119	
Chloroethane	ug/L	50	37.9	76	49-152	
Chloroform	ug/L	50	54.0	108	68-123	
Chloromethane	ug/L	50	32.1	64	33-133	
cis-1,2-Dichloroethene	ug/L	50	51.0	102	73-122	
cis-1,3-Dichloropropene	ug/L	50	45.0	90	69-128	
Dibromochloromethane	ug/L	50	46.8	94	69-127	
Dibromomethane	ug/L	50	51.2	102	74-126	
Dichlorodifluoromethane	ug/L	50	18.2	36	19-136	
Ethyl methacrylate	ug/L	50	50.6J	101	65-127	
Ethylbenzene	ug/L	50	50.5	101	74-122	
Hexachloro-1,3-butadiene	ug/L	50	52.4	105	65-140	

Results presented on this page are in the units indicated by the "Units" column except where an alternate unit is presented to the right of the result.

This report shall not be reproduced, except in full,
without the written consent of Pace Analytical Services, LLC.

Pace Analytical Services, LLC
7726 Moller Road
Indianapolis, IN 46268
(317)228-3100

QUALITY CONTROL DATA

Project: HRID 1Q2023
Pace Project No.: 50337251

LABORATORY CONTROL SAMPLE: 3298935

Parameter	Units	Spike Conc.	LCS Result	LCS % Rec	% Rec Limits	Qualifiers
Iodomethane	ug/L	50	23.7	47	10-181	
Isopropylbenzene (Cumene)	ug/L	50	52.1	104	75-124	
Methyl-tert-butyl ether	ug/L	50	46.0	92	71-125	
Methylene Chloride	ug/L	50	50.1	100	71-125	
n-Butylbenzene	ug/L	50	51.8	104	68-124	
n-Hexane	ug/L	50	41.2	82	60-132	
n-Propylbenzene	ug/L	50	52.1	104	75-122	
Naphthalene	ug/L	50	54.4	109	69-128	
p-Isopropyltoluene	ug/L	50	52.7	105	73-125	
sec-Butylbenzene	ug/L	50	53.0	106	76-125	
Styrene	ug/L	50	51.2	102	74-126	
tert-Butylbenzene	ug/L	50	52.8	106	69-123	
Tetrachloroethene	ug/L	50	50.2	100	74-129	
Toluene	ug/L	50	46.0	92	70-118	
trans-1,2-Dichloroethene	ug/L	50	47.4	95	69-124	
trans-1,3-Dichloropropene	ug/L	50	44.6	89	66-125	
trans-1,4-Dichloro-2-butene	ug/L	50	42.1J	84	43-155	
Trichloroethene	ug/L	50	47.1	94	73-125	
Trichlorofluoromethane	ug/L	50	43.8	88	56-139	
Vinyl acetate	ug/L	200	230	115	46-101	L1
Vinyl chloride	ug/L	50	35.7	71	46-134	
Xylene (Total)	ug/L	150	148	99	71-123	
4-Bromofluorobenzene (S)	%.			98	79-124	
Dibromofluoromethane (S)	%.			98	82-128	
Toluene-d8 (S)	%.			97	73-122	

MATRIX SPIKE & MATRIX SPIKE DUPLICATE: 3298936 3298937

Parameter	Units	50337251010 Result	MS Spike Conc.	MSD Spike Conc.	MS Result	MSD Result	MS % Rec	MSD % Rec	% Rec Limits	RPD	Max RPD	Qual
1,1,1,2-Tetrachloroethane	ug/L	ND	50	50	48.1	45.7	96	91	64-142	5	20	
1,1,1-Trichloroethane	ug/L	ND	50	50	48.3	46.5	97	93	60-143	4	20	
1,1,2,2-Tetrachloroethane	ug/L	ND	50	50	45.3	43.5	91	87	64-135	4	20	
1,1,2-Trichloroethane	ug/L	ND	50	50	46.6	44.2	93	88	66-137	5	20	
1,1-Dichloroethane	ug/L	ND	50	50	46.6	43.2	93	86	62-144	8	20	
1,1-Dichloroethene	ug/L	ND	50	50	47.5	46.0	95	92	55-158	3	20	
1,1-Dichloropropene	ug/L	ND	50	50	51.7	48.2	103	96	65-164	7	20	
1,2,3-Trichlorobenzene	ug/L	ND	50	50	33.3	29.6	67	59	35-149	12	20	
1,2,3-Trichloropropane	ug/L	ND	50	50	46.5	43.6	93	87	66-135	6	20	
1,2,4-Trichlorobenzene	ug/L	ND	50	50	30.8	27.9	62	56	27-149	10	20	
1,2,4-Trimethylbenzene	ug/L	ND	50	50	36.5	34.2	73	68	41-140	6	20	
1,2-Dibromoethane (EDB)	ug/L	ND	50	50	46.9	43.9	94	88	68-136	7	20	
1,2-Dichlorobenzene	ug/L	ND	50	50	37.7	35.5	75	71	47-140	6	20	
1,2-Dichloroethane	ug/L	ND	50	50	53.3	49.0	107	98	61-144	8	20	
1,2-Dichloropropane	ug/L	ND	50	50	49.5	47.8	99	96	67-141	4	20	

Results presented on this page are in the units indicated by the "Units" column except where an alternate unit is presented to the right of the result.

This report shall not be reproduced, except in full,
without the written consent of Pace Analytical Services, LLC.

Pace Analytical Services, LLC
7726 Moller Road
Indianapolis, IN 46268
(317)228-3100

QUALITY CONTROL DATA

Project: HRID 1Q2023
Pace Project No.: 50337251

MATRIX SPIKE & MATRIX SPIKE DUPLICATE: 3298936 3298937

Parameter	Units	50337251010 Result	MS Spike Conc.	MSD Spike Conc.	MS Result	MSD Result	MS % Rec	MSD % Rec	% Rec Limits	RPD	Max RPD	Qual
1,3,5-Trimethylbenzene	ug/L	ND	50	50	37.1	34.9	74	70	40-141	6	20	
1,3-Dichlorobenzene	ug/L	ND	50	50	37.1	35.2	74	70	39-142	5	20	
1,3-Dichloropropane	ug/L	ND	50	50	46.9	44.7	94	89	67-141	5	20	
1,4-Dichlorobenzene	ug/L	ND	50	50	36.9	34.9	74	70	39-140	6	20	
1-Methylnaphthalene	ug/L	ND	50	50	30.7	28.3	61	57	31-172	8	20	
2,2-Dichloropropane	ug/L	ND	50	50	33.5	31.2	67	62	32-144	7	20	
2-Butanone (MEK)	ug/L	ND	250	250	254	233	101	93	49-149	9	20	
2-Chlorotoluene	ug/L	ND	50	50	37.6	36.8	75	74	37-144	2	20	
2-Hexanone	ug/L	ND	250	250	244	232	97	93	48-147	5	20	
2-Methylnaphthalene	ug/L	ND	50	50	27.8	24.3	56	49	39-163	14	20	
4-Chlorotoluene	ug/L	ND	50	50	38.3	36.8	77	74	34-148	4	20	
4-Methyl-2-pentanone (MIBK)	ug/L	ND	250	250	252	235	101	94	50-152	7	20	
Acetone	ug/L	ND	250	250	217	203	87	81	23-157	6	20	
Acrolein	ug/L	ND	1000	1000	787	744	79	74	25-137	6	20	
Acrylonitrile	ug/L	ND	250	250	268	246	107	98	56-149	9	20	
Benzene	ug/L	ND	50	50	47.3	44.5	95	89	68-139	6	20	
Bromobenzene	ug/L	ND	50	50	43.0	40.8	86	82	49-142	5	20	
Bromochloromethane	ug/L	ND	50	50	58.0	53.1	116	106	58-143	9	20	
Bromodichloromethane	ug/L	ND	50	50	53.4	50.9	107	102	65-139	5	20	
Bromoform	ug/L	ND	50	50	48.4	46.3	97	93	51-139	5	20	
Bromomethane	ug/L	ND	50	50	31.3	36.8	63	74	10-189	16	20	
Carbon disulfide	ug/L	ND	50	50	42.0	40.2	84	80	45-143	4	20	
Carbon tetrachloride	ug/L	ND	50	50	48.7	47.4	97	95	61-153	3	20	
Chlorobenzene	ug/L	ND	50	50	44.7	43.2	89	86	57-137	4	20	
Chloroethane	ug/L	ND	50	50	40.6	39.3	81	79	41-183	3	20	
Chloroform	ug/L	ND	50	50	54.4	51.8	109	104	61-138	5	20	
Chloromethane	ug/L	ND	50	50	35.4	32.6	71	65	25-150	8	20	
cis-1,2-Dichloroethene	ug/L	ND	50	50	51.9	49.5	104	99	58-142	5	20	
cis-1,3-Dichloropropene	ug/L	ND	50	50	43.6	41.8	87	84	53-140	4	20	
Dibromochloromethane	ug/L	ND	50	50	47.5	44.6	95	89	61-139	6	20	
Dibromomethane	ug/L	ND	50	50	51.7	49.5	103	99	69-138	4	20	
Dichlorodifluoromethane	ug/L	ND	50	50	17.3	16.5	35	33	10-150	5	20	
Ethyl methacrylate	ug/L	ND	50	50	48.4J	47.3J	97	95	57-141		20	
Ethylbenzene	ug/L	ND	50	50	45.2	43.9	90	88	54-141	3	20	
Hexachloro-1,3-butadiene	ug/L	ND	50	50	26.8	23.9	54	48	10-173	11	20	
Iodomethane	ug/L	ND	50	50	20.8	24.5	42	49	10-184	16	20	
Isopropylbenzene (Cumene)	ug/L	ND	50	50	41.8	39.7	84	79	48-145	5	20	
Methyl-tert-butyl ether	ug/L	ND	50	50	45.1	42.4	90	85	62-143	6	20	
Methylene Chloride	ug/L	ND	50	50	49.3	47.1	99	94	59-141	5	20	
n-Butylbenzene	ug/L	ND	50	50	30.8	28.0	62	56	19-150	9	20	
n-Hexane	ug/L	ND	50	50	26.8	26.8	54	54	44-145	0	20	
n-Propylbenzene	ug/L	ND	50	50	37.0	35.9	74	72	36-150	3	20	
Naphthalene	ug/L	ND	50	50	34.8	30.9	70	62	56-136	12	20	
p-Isopropyltoluene	ug/L	ND	50	50	35.7	33.3	71	67	28-152	7	20	

Results presented on this page are in the units indicated by the "Units" column except where an alternate unit is presented to the right of the result.

This report shall not be reproduced, except in full,
without the written consent of Pace Analytical Services, LLC.

Pace Analytical Services, LLC
7726 Moller Road
Indianapolis, IN 46268
(317)228-3100

QUALITY CONTROL DATA

Project: HRID 1Q2023
Pace Project No.: 50337251

MATRIX SPIKE & MATRIX SPIKE DUPLICATE: 3298936 3298937

Parameter	Units	50337251010 Result	MS Spike Conc.	MSD Spike Conc.	MS Result	MSD Result	MS % Rec	MSD % Rec	% Rec Limits	RPD	Max RPD	Qual
sec-Butylbenzene	ug/L	ND	50	50	36.1	33.6	72	67	36-151	7	20	
Styrene	ug/L	ND	50	50	44.0	41.9	88	84	51-146	5	20	
tert-Butylbenzene	ug/L	ND	50	50	38.6	36.3	77	73	42-142	6	20	
Tetrachloroethene	ug/L	ND	50	50	45.6	44.1	91	88	50-149	3	20	
Toluene	ug/L	ND	50	50	45.2	43.5	90	87	59-134	4	20	
trans-1,2-Dichloroethene	ug/L	ND	50	50	46.9	45.6	94	91	57-141	3	20	
trans-1,3-Dichloropropene	ug/L	ND	50	50	43.9	42.0	88	84	51-136	4	20	
trans-1,4-Dichloro-2-butene	ug/L	ND	50	50	38.6J	35.8J	77	72	26-157		20	
Trichloroethene	ug/L	ND	50	50	46.9	45.6	94	91	55-147	3	20	
Trichlorofluoromethane	ug/L	ND	50	50	44.9	43.4	90	87	55-160	4	20	
Vinyl acetate	ug/L	ND	200	200	173	166	87	83	24-109	4	20	
Vinyl chloride	ug/L	ND	50	50	37.4	35.3	75	71	36-154	6	20	
Xylene (Total)	ug/L	ND	150	150	126	122	84	81	50-143	4	20	
4-Bromofluorobenzene (S)	%.						98	95	79-124			
Dibromofluoromethane (S)	%.						97	98	82-128			
Toluene-d8 (S)	%.						97	97	73-122			

Results presented on this page are in the units indicated by the "Units" column except where an alternate unit is presented to the right of the result.

This report shall not be reproduced, except in full,
without the written consent of Pace Analytical Services, LLC.

Pace Analytical Services, LLC
7726 Moller Road
Indianapolis, IN 46268
(317)228-3100

QUALITY CONTROL DATA

Project: HRID 1Q2023
Pace Project No.: 50337251

QC Batch: 718610
QC Batch Method: EPA 5030/8260
Analysis Method: EPA 5030/8260
Analysis Description: 8260 MSV
Laboratory: Pace Analytical Services - Indianapolis
Associated Lab Samples: 50337251011, 50337251012, 50337251013, 50337251014, 50337251015, 50337251016, 50337251017

METHOD BLANK: 3298938
Matrix: Water
Associated Lab Samples: 50337251011, 50337251012, 50337251013, 50337251014, 50337251015, 50337251016, 50337251017

Parameter	Units	Blank Result	Reporting Limit	Analyzed	Qualifiers
1,1,1,2-Tetrachloroethane	ug/L	ND	5.0	02/15/23 01:23	
1,1,1-Trichloroethane	ug/L	ND	5.0	02/15/23 01:23	
1,1,2,2-Tetrachloroethane	ug/L	ND	5.0	02/15/23 01:23	
1,1,2-Trichloroethane	ug/L	ND	5.0	02/15/23 01:23	
1,1-Dichloroethane	ug/L	ND	5.0	02/15/23 01:23	
1,1-Dichloroethene	ug/L	ND	5.0	02/15/23 01:23	
1,1-Dichloropropene	ug/L	ND	5.0	02/15/23 01:23	
1,2,3-Trichlorobenzene	ug/L	ND	5.0	02/15/23 01:23	
1,2,3-Trichloropropane	ug/L	ND	5.0	02/15/23 01:23	
1,2,4-Trichlorobenzene	ug/L	ND	5.0	02/15/23 01:23	
1,2,4-Trimethylbenzene	ug/L	ND	5.0	02/15/23 01:23	
1,2-Dibromoethane (EDB)	ug/L	ND	5.0	02/15/23 01:23	
1,2-Dichlorobenzene	ug/L	ND	5.0	02/15/23 01:23	
1,2-Dichloroethane	ug/L	ND	5.0	02/15/23 01:23	
1,2-Dichloropropane	ug/L	ND	5.0	02/15/23 01:23	
1,3,5-Trimethylbenzene	ug/L	ND	5.0	02/15/23 01:23	
1,3-Dichlorobenzene	ug/L	ND	5.0	02/15/23 01:23	
1,3-Dichloropropane	ug/L	ND	5.0	02/15/23 01:23	
1,4-Dichlorobenzene	ug/L	ND	5.0	02/15/23 01:23	
1-Methylnaphthalene	ug/L	ND	10.0	02/15/23 01:23	
2,2-Dichloropropane	ug/L	ND	5.0	02/15/23 01:23	
2-Butanone (MEK)	ug/L	ND	25.0	02/15/23 01:23	
2-Chlorotoluene	ug/L	ND	5.0	02/15/23 01:23	
2-Hexanone	ug/L	ND	25.0	02/15/23 01:23	
2-Methylnaphthalene	ug/L	ND	10.0	02/15/23 01:23	
4-Chlorotoluene	ug/L	ND	5.0	02/15/23 01:23	
4-Methyl-2-pentanone (MIBK)	ug/L	ND	25.0	02/15/23 01:23	
Acetone	ug/L	ND	100	02/15/23 01:23	
Acrolein	ug/L	ND	50.0	02/15/23 01:23	
Acrylonitrile	ug/L	ND	100	02/15/23 01:23	
Benzene	ug/L	ND	5.0	02/15/23 01:23	
Bromobenzene	ug/L	ND	5.0	02/15/23 01:23	
Bromochloromethane	ug/L	ND	5.0	02/15/23 01:23	
Bromodichloromethane	ug/L	ND	5.0	02/15/23 01:23	
Bromoform	ug/L	ND	5.0	02/15/23 01:23	
Bromomethane	ug/L	ND	5.0	02/15/23 01:23	
Carbon disulfide	ug/L	ND	10.0	02/15/23 01:23	
Carbon tetrachloride	ug/L	ND	5.0	02/15/23 01:23	
Chlorobenzene	ug/L	ND	5.0	02/15/23 01:23	
Chloroethane	ug/L	ND	5.0	02/15/23 01:23	

Results presented on this page are in the units indicated by the "Units" column except where an alternate unit is presented to the right of the result.

This report shall not be reproduced, except in full,
without the written consent of Pace Analytical Services, LLC.

Pace Analytical Services, LLC
7726 Moller Road
Indianapolis, IN 46268
(317)228-3100

QUALITY CONTROL DATA

Project: HRID 1Q2023
Pace Project No.: 50337251

METHOD BLANK: 3298938 Matrix: Water
Associated Lab Samples: 50337251011, 50337251012, 50337251013, 50337251014, 50337251015, 50337251016, 50337251017

Parameter	Units	Blank Result	Reporting Limit	Analyzed	Qualifiers
Chloroform	ug/L	ND	5.0	02/15/23 01:23	
Chloromethane	ug/L	ND	5.0	02/15/23 01:23	
cis-1,2-Dichloroethene	ug/L	ND	5.0	02/15/23 01:23	
cis-1,3-Dichloropropene	ug/L	ND	5.0	02/15/23 01:23	
Dibromochloromethane	ug/L	ND	5.0	02/15/23 01:23	
Dibromomethane	ug/L	ND	5.0	02/15/23 01:23	
Dichlorodifluoromethane	ug/L	ND	5.0	02/15/23 01:23	
Ethyl methacrylate	ug/L	ND	100	02/15/23 01:23	
Ethylbenzene	ug/L	ND	5.0	02/15/23 01:23	
Hexachloro-1,3-butadiene	ug/L	ND	5.0	02/15/23 01:23	
Iodomethane	ug/L	ND	10.0	02/15/23 01:23	
Isopropylbenzene (Cumene)	ug/L	ND	5.0	02/15/23 01:23	
Methyl-tert-butyl ether	ug/L	ND	4.0	02/15/23 01:23	
Methylene Chloride	ug/L	ND	5.0	02/15/23 01:23	
n-Butylbenzene	ug/L	ND	5.0	02/15/23 01:23	
n-Hexane	ug/L	ND	5.0	02/15/23 01:23	
n-Propylbenzene	ug/L	ND	5.0	02/15/23 01:23	
Naphthalene	ug/L	ND	1.2	02/15/23 01:23	
p-Isopropyltoluene	ug/L	ND	5.0	02/15/23 01:23	
sec-Butylbenzene	ug/L	ND	5.0	02/15/23 01:23	
Styrene	ug/L	ND	5.0	02/15/23 01:23	
tert-Butylbenzene	ug/L	ND	5.0	02/15/23 01:23	
Tetrachloroethene	ug/L	ND	5.0	02/15/23 01:23	
Toluene	ug/L	ND	5.0	02/15/23 01:23	
trans-1,2-Dichloroethene	ug/L	ND	5.0	02/15/23 01:23	
trans-1,3-Dichloropropene	ug/L	ND	5.0	02/15/23 01:23	
trans-1,4-Dichloro-2-butene	ug/L	ND	100	02/15/23 01:23	
Trichloroethene	ug/L	ND	5.0	02/15/23 01:23	
Trichlorofluoromethane	ug/L	ND	5.0	02/15/23 01:23	
Vinyl acetate	ug/L	ND	50.0	02/15/23 01:23	
Vinyl chloride	ug/L	ND	2.0	02/15/23 01:23	
Xylene (Total)	ug/L	ND	10.0	02/15/23 01:23	
4-Bromofluorobenzene (S)	%.	99	79-124	02/15/23 01:23	
Dibromofluoromethane (S)	%.	102	82-128	02/15/23 01:23	1d
Toluene-d8 (S)	%.	96	73-122	02/15/23 01:23	

LABORATORY CONTROL SAMPLE: 3298939

Parameter	Units	Spike Conc.	LCS Result	LCS % Rec	% Rec Limits	Qualifiers
1,1,1,2-Tetrachloroethane	ug/L	50	46.9	94	77-125	
1,1,1-Trichloroethane	ug/L	50	46.9	94	69-125	
1,1,2,2-Tetrachloroethane	ug/L	50	46.8	94	72-123	
1,1,2-Trichloroethane	ug/L	50	43.2	86	73-124	
1,1-Dichloroethane	ug/L	50	44.3	89	71-124	

Results presented on this page are in the units indicated by the "Units" column except where an alternate unit is presented to the right of the result.

This report shall not be reproduced, except in full,
without the written consent of Pace Analytical Services, LLC.

Pace Analytical Services, LLC
7726 Moller Road
Indianapolis, IN 46268
(317)228-3100

QUALITY CONTROL DATA

Project: HRID 1Q2023
Pace Project No.: 50337251

LABORATORY CONTROL SAMPLE: 3298939

Parameter	Units	Spike Conc.	LCS Result	LCS % Rec	% Rec Limits	Qualifiers
1,1-Dichloroethene	ug/L	50	44.3	89	63-138	
1,1-Dichloropropene	ug/L	50	49.5	99	80-142	
1,2,3-Trichlorobenzene	ug/L	50	52.6	105	67-134	
1,2,3-Trichloropropane	ug/L	50	47.1	94	75-122	
1,2,4-Trichlorobenzene	ug/L	50	49.4	99	68-132	
1,2,4-Trimethylbenzene	ug/L	50	50.5	101	71-121	
1,2-Dibromoethane (EDB)	ug/L	50	44.4	89	75-123	
1,2-Dichlorobenzene	ug/L	50	47.3	95	76-118	
1,2-Dichloroethane	ug/L	50	48.8	98	68-126	
1,2-Dichloropropane	ug/L	50	47.2	94	73-127	
1,3,5-Trimethylbenzene	ug/L	50	50.3	101	72-120	
1,3-Dichlorobenzene	ug/L	50	48.0	96	75-119	
1,3-Dichloropropane	ug/L	50	43.2	86	77-125	
1,4-Dichlorobenzene	ug/L	50	46.8	94	74-118	
1-Methylnaphthalene	ug/L	50	66.0	132	51-164	
2,2-Dichloropropane	ug/L	50	38.0	76	52-137	
2-Butanone (MEK)	ug/L	250	257	103	57-130	
2-Chlorotoluene	ug/L	50	48.6	97	69-123	
2-Hexanone	ug/L	250	239	96	57-130	
2-Methylnaphthalene	ug/L	50	64.0	128	57-159	
4-Chlorotoluene	ug/L	50	47.5	95	74-122	
4-Methyl-2-pentanone (MIBK)	ug/L	250	234	94	58-134	
Acetone	ug/L	250	214	86	41-133	
Acrolein	ug/L	1000	885	88	43-124	
Acrylonitrile	ug/L	250	274	110	66-131	
Benzene	ug/L	50	45.2	90	76-121	
Bromobenzene	ug/L	50	47.9	96	67-127	
Bromochloromethane	ug/L	50	42.7	85	65-126	
Bromodichloromethane	ug/L	50	50.5	101	72-125	
Bromoform	ug/L	50	46.9	94	57-134	
Bromomethane	ug/L	50	36.8	74	10-187	
Carbon disulfide	ug/L	50	40.7	81	59-125	
Carbon tetrachloride	ug/L	50	47.3	95	71-134	
Chlorobenzene	ug/L	50	46.2	92	74-119	
Chloroethane	ug/L	50	34.4	69	49-152	
Chloroform	ug/L	50	43.8	88	68-123	
Chloromethane	ug/L	50	32.8	66	33-133	
cis-1,2-Dichloroethene	ug/L	50	45.2	90	73-122	
cis-1,3-Dichloropropene	ug/L	50	43.3	87	69-128	
Dibromochloromethane	ug/L	50	46.1	92	69-127	
Dibromomethane	ug/L	50	42.9	86	74-126	
Dichlorodifluoromethane	ug/L	50	17.4	35	19-136	
Ethyl methacrylate	ug/L	50	47.8J	96	65-127	
Ethylbenzene	ug/L	50	48.6	97	74-122	
Hexachloro-1,3-butadiene	ug/L	50	49.7	99	65-140	
Iodomethane	ug/L	50	28.6	57	10-181	
Isopropylbenzene (Cumene)	ug/L	50	50.0	100	75-124	

Results presented on this page are in the units indicated by the "Units" column except where an alternate unit is presented to the right of the result.

This report shall not be reproduced, except in full,
without the written consent of Pace Analytical Services, LLC.

Pace Analytical Services, LLC
7726 Moller Road
Indianapolis, IN 46268
(317)228-3100

QUALITY CONTROL DATA

Project: HRID 1Q2023
Pace Project No.: 50337251

LABORATORY CONTROL SAMPLE: 3298939

Parameter	Units	Spike Conc.	LCS Result	LCS % Rec	% Rec Limits	Qualifiers
Methyl-tert-butyl ether	ug/L	50	46.2	92	71-125	
Methylene Chloride	ug/L	50	46.9	94	71-125	
n-Butylbenzene	ug/L	50	49.0	98	68-124	
n-Hexane	ug/L	50	37.5	75	60-132	
n-Propylbenzene	ug/L	50	49.9	100	75-122	
Naphthalene	ug/L	50	53.1	106	69-128	
p-Isopropyltoluene	ug/L	50	49.9	100	73-125	
sec-Butylbenzene	ug/L	50	51.4	103	76-125	
Styrene	ug/L	50	50.0	100	74-126	
tert-Butylbenzene	ug/L	50	50.9	102	69-123	
Tetrachloroethene	ug/L	50	44.7	89	74-129	
Toluene	ug/L	50	43.8	88	70-118	
trans-1,2-Dichloroethene	ug/L	50	44.5	89	69-124	
trans-1,3-Dichloropropene	ug/L	50	43.1	86	66-125	
trans-1,4-Dichloro-2-butene	ug/L	50	44.4J	89	43-155	
Trichloroethene	ug/L	50	44.4	89	73-125	
Trichlorofluoromethane	ug/L	50	40.9	82	56-139	
Vinyl acetate	ug/L	200	226	113	46-101	L1
Vinyl chloride	ug/L	50	32.5	65	46-134	
Xylene (Total)	ug/L	150	142	95	71-123	
4-Bromofluorobenzene (S)	%.			103	79-124	
Dibromofluoromethane (S)	%.			100	82-128	
Toluene-d8 (S)	%.			96	73-122	

Results presented on this page are in the units indicated by the "Units" column except where an alternate unit is presented to the right of the result.

This report shall not be reproduced, except in full,
without the written consent of Pace Analytical Services, LLC.

Pace Analytical Services, LLC
7726 Moller Road
Indianapolis, IN 46268
(317)228-3100

QUALITY CONTROL DATA

Project: HRID 1Q2023
Pace Project No.: 50337251

QC Batch: 718754
QC Batch Method: EPA 5030/8260
Analysis Method: EPA 5030/8260
Analysis Description: 8260 MSV
Laboratory: Pace Analytical Services - Indianapolis
Associated Lab Samples: 50337251018, 50337251019

METHOD BLANK: 3299569
Matrix: Water
Associated Lab Samples: 50337251018, 50337251019

Parameter	Units	Blank Result	Reporting Limit	Analyzed	Qualifiers
1,1,1,2-Tetrachloroethane	ug/L	ND	5.0	02/15/23 11:19	
1,1,1-Trichloroethane	ug/L	ND	5.0	02/15/23 11:19	
1,1,2,2-Tetrachloroethane	ug/L	ND	5.0	02/15/23 11:19	
1,1,2-Trichloroethane	ug/L	ND	5.0	02/15/23 11:19	
1,1-Dichloroethane	ug/L	ND	5.0	02/15/23 11:19	
1,1-Dichloroethene	ug/L	ND	5.0	02/15/23 11:19	
1,1-Dichloropropene	ug/L	ND	5.0	02/15/23 11:19	
1,2,3-Trichlorobenzene	ug/L	ND	5.0	02/15/23 11:19	
1,2,3-Trichloropropane	ug/L	ND	5.0	02/15/23 11:19	
1,2,4-Trichlorobenzene	ug/L	ND	5.0	02/15/23 11:19	
1,2,4-Trimethylbenzene	ug/L	ND	5.0	02/15/23 11:19	
1,2-Dibromoethane (EDB)	ug/L	ND	5.0	02/15/23 11:19	
1,2-Dichlorobenzene	ug/L	ND	5.0	02/15/23 11:19	
1,2-Dichloroethane	ug/L	ND	5.0	02/15/23 11:19	
1,2-Dichloropropane	ug/L	ND	5.0	02/15/23 11:19	
1,3,5-Trimethylbenzene	ug/L	ND	5.0	02/15/23 11:19	
1,3-Dichlorobenzene	ug/L	ND	5.0	02/15/23 11:19	
1,3-Dichloropropane	ug/L	ND	5.0	02/15/23 11:19	
1,4-Dichlorobenzene	ug/L	ND	5.0	02/15/23 11:19	
1-Methylnaphthalene	ug/L	ND	10.0	02/15/23 11:19	
2,2-Dichloropropane	ug/L	ND	5.0	02/15/23 11:19	
2-Butanone (MEK)	ug/L	ND	25.0	02/15/23 11:19	
2-Chlorotoluene	ug/L	ND	5.0	02/15/23 11:19	
2-Hexanone	ug/L	ND	25.0	02/15/23 11:19	
2-Methylnaphthalene	ug/L	ND	10.0	02/15/23 11:19	
4-Chlorotoluene	ug/L	ND	5.0	02/15/23 11:19	
4-Methyl-2-pentanone (MIBK)	ug/L	ND	25.0	02/15/23 11:19	
Acetone	ug/L	ND	100	02/15/23 11:19	
Acrolein	ug/L	ND	50.0	02/15/23 11:19	
Acrylonitrile	ug/L	ND	100	02/15/23 11:19	
Benzene	ug/L	ND	5.0	02/15/23 11:19	
Bromobenzene	ug/L	ND	5.0	02/15/23 11:19	
Bromochloromethane	ug/L	ND	5.0	02/15/23 11:19	
Bromodichloromethane	ug/L	ND	5.0	02/15/23 11:19	
Bromoform	ug/L	ND	5.0	02/15/23 11:19	
Bromomethane	ug/L	ND	5.0	02/15/23 11:19	
Carbon disulfide	ug/L	ND	10.0	02/15/23 11:19	
Carbon tetrachloride	ug/L	ND	5.0	02/15/23 11:19	
Chlorobenzene	ug/L	ND	5.0	02/15/23 11:19	
Chloroethane	ug/L	ND	5.0	02/15/23 11:19	

Results presented on this page are in the units indicated by the "Units" column except where an alternate unit is presented to the right of the result.

This report shall not be reproduced, except in full,
without the written consent of Pace Analytical Services, LLC.

Pace Analytical Services, LLC
7726 Moller Road
Indianapolis, IN 46268
(317)228-3100

QUALITY CONTROL DATA

Project: HRID 1Q2023
Pace Project No.: 50337251

METHOD BLANK: 3299569 Matrix: Water
Associated Lab Samples: 50337251018, 50337251019

Parameter	Units	Blank Result	Reporting Limit	Analyzed	Qualifiers
Chloroform	ug/L	ND	5.0	02/15/23 11:19	
Chloromethane	ug/L	ND	5.0	02/15/23 11:19	
cis-1,2-Dichloroethene	ug/L	ND	5.0	02/15/23 11:19	
cis-1,3-Dichloropropene	ug/L	ND	5.0	02/15/23 11:19	
Dibromochloromethane	ug/L	ND	5.0	02/15/23 11:19	
Dibromomethane	ug/L	ND	5.0	02/15/23 11:19	
Dichlorodifluoromethane	ug/L	ND	5.0	02/15/23 11:19	
Ethyl methacrylate	ug/L	ND	100	02/15/23 11:19	
Ethylbenzene	ug/L	ND	5.0	02/15/23 11:19	
Hexachloro-1,3-butadiene	ug/L	ND	5.0	02/15/23 11:19	
Iodomethane	ug/L	ND	10.0	02/15/23 11:19	
Isopropylbenzene (Cumene)	ug/L	ND	5.0	02/15/23 11:19	
Methyl-tert-butyl ether	ug/L	ND	4.0	02/15/23 11:19	
Methylene Chloride	ug/L	ND	5.0	02/15/23 11:19	
n-Butylbenzene	ug/L	ND	5.0	02/15/23 11:19	
n-Hexane	ug/L	ND	5.0	02/15/23 11:19	
n-Propylbenzene	ug/L	ND	5.0	02/15/23 11:19	
Naphthalene	ug/L	ND	1.2	02/15/23 11:19	
p-Isopropyltoluene	ug/L	ND	5.0	02/15/23 11:19	
sec-Butylbenzene	ug/L	ND	5.0	02/15/23 11:19	
Styrene	ug/L	ND	5.0	02/15/23 11:19	
tert-Butylbenzene	ug/L	ND	5.0	02/15/23 11:19	
Tetrachloroethene	ug/L	ND	5.0	02/15/23 11:19	
Toluene	ug/L	ND	5.0	02/15/23 11:19	
trans-1,2-Dichloroethene	ug/L	ND	5.0	02/15/23 11:19	
trans-1,3-Dichloropropene	ug/L	ND	5.0	02/15/23 11:19	
trans-1,4-Dichloro-2-butene	ug/L	ND	100	02/15/23 11:19	
Trichloroethene	ug/L	ND	5.0	02/15/23 11:19	
Trichlorofluoromethane	ug/L	ND	5.0	02/15/23 11:19	
Vinyl acetate	ug/L	ND	50.0	02/15/23 11:19	
Vinyl chloride	ug/L	ND	2.0	02/15/23 11:19	
Xylene (Total)	ug/L	ND	10.0	02/15/23 11:19	
4-Bromofluorobenzene (S)	%.	98	79-124	02/15/23 11:19	
Dibromofluoromethane (S)	%.	104	82-128	02/15/23 11:19	2d
Toluene-d8 (S)	%.	96	73-122	02/15/23 11:19	

LABORATORY CONTROL SAMPLE: 3299570

Parameter	Units	Spike Conc.	LCS Result	LCS % Rec	% Rec Limits	Qualifiers
1,1,1,2-Tetrachloroethane	ug/L	50	46.1	92	77-125	
1,1,1-Trichloroethane	ug/L	50	45.2	90	69-125	
1,1,2,2-Tetrachloroethane	ug/L	50	45.5	91	72-123	
1,1,2-Trichloroethane	ug/L	50	43.9	88	73-124	
1,1-Dichloroethane	ug/L	50	43.9	88	71-124	

Results presented on this page are in the units indicated by the "Units" column except where an alternate unit is presented to the right of the result.

This report shall not be reproduced, except in full,
without the written consent of Pace Analytical Services, LLC.

Pace Analytical Services, LLC
7726 Moller Road
Indianapolis, IN 46268
(317)228-3100

QUALITY CONTROL DATA

Project: HRID 1Q2023
Pace Project No.: 50337251

LABORATORY CONTROL SAMPLE: 3299570

Parameter	Units	Spike Conc.	LCS Result	LCS % Rec	% Rec Limits	Qualifiers
1,1-Dichloroethene	ug/L	50	44.0	88	63-138	
1,1-Dichloropropene	ug/L	50	47.8	96	80-142	
1,2,3-Trichlorobenzene	ug/L	50	53.2	106	67-134	
1,2,3-Trichloropropane	ug/L	50	46.3	93	75-122	
1,2,4-Trichlorobenzene	ug/L	50	50.8	102	68-132	
1,2,4-Trimethylbenzene	ug/L	50	50.5	101	71-121	
1,2-Dibromoethane (EDB)	ug/L	50	44.2	88	75-123	
1,2-Dichlorobenzene	ug/L	50	47.4	95	76-118	
1,2-Dichloroethane	ug/L	50	47.1	94	68-126	
1,2-Dichloropropane	ug/L	50	48.6	97	73-127	
1,3,5-Trimethylbenzene	ug/L	50	50.5	101	72-120	
1,3-Dichlorobenzene	ug/L	50	49.1	98	75-119	
1,3-Dichloropropane	ug/L	50	43.6	87	77-125	
1,4-Dichlorobenzene	ug/L	50	47.7	95	74-118	
1-Methylnaphthalene	ug/L	50	52.7	105	51-164	
2,2-Dichloropropane	ug/L	50	44.5	89	52-137	
2-Butanone (MEK)	ug/L	250	246	98	57-130	
2-Chlorotoluene	ug/L	50	49.0	98	69-123	
2-Hexanone	ug/L	250	240	96	57-130	
2-Methylnaphthalene	ug/L	50	53.5	107	57-159	
4-Chlorotoluene	ug/L	50	48.7	97	74-122	
4-Methyl-2-pentanone (MIBK)	ug/L	250	244	97	58-134	
Acetone	ug/L	250	196	78	41-133	
Acrolein	ug/L	1000	901	90	43-124	
Acrylonitrile	ug/L	250	269	107	66-131	
Benzene	ug/L	50	43.7	87	76-121	
Bromobenzene	ug/L	50	46.6	93	67-127	
Bromochloromethane	ug/L	50	40.5	81	65-126	
Bromodichloromethane	ug/L	50	50.1	100	72-125	
Bromoform	ug/L	50	46.2	92	57-134	
Bromomethane	ug/L	50	17.0	34	10-187	
Carbon disulfide	ug/L	50	40.1	80	59-125	
Carbon tetrachloride	ug/L	50	45.9	92	71-134	
Chlorobenzene	ug/L	50	45.3	91	74-119	
Chloroethane	ug/L	50	36.4	73	49-152	
Chloroform	ug/L	50	42.4	85	68-123	
Chloromethane	ug/L	50	29.1	58	33-133	
cis-1,2-Dichloroethene	ug/L	50	44.9	90	73-122	
cis-1,3-Dichloropropene	ug/L	50	44.8	90	69-128	
Dibromochloromethane	ug/L	50	45.6	91	69-127	
Dibromomethane	ug/L	50	44.0	88	74-126	
Dichlorodifluoromethane	ug/L	50	15.2	30	19-136	
Ethyl methacrylate	ug/L	50	49.3J	99	65-127	
Ethylbenzene	ug/L	50	47.8	96	74-122	
Hexachloro-1,3-butadiene	ug/L	50	53.0	106	65-140	
Iodomethane	ug/L	50	18.8	38	10-181	
Isopropylbenzene (Cumene)	ug/L	50	49.9	100	75-124	

Results presented on this page are in the units indicated by the "Units" column except where an alternate unit is presented to the right of the result.

This report shall not be reproduced, except in full,
without the written consent of Pace Analytical Services, LLC.

Pace Analytical Services, LLC
7726 Moller Road
Indianapolis, IN 46268
(317)228-3100

QUALITY CONTROL DATA

Project: HRID 1Q2023
Pace Project No.: 50337251

LABORATORY CONTROL SAMPLE: 3299570

Parameter	Units	Spike Conc.	LCS Result	LCS % Rec	% Rec Limits	Qualifiers
Methyl-tert-butyl ether	ug/L	50	45.4	91	71-125	
Methylene Chloride	ug/L	50	45.9	92	71-125	
n-Butylbenzene	ug/L	50	51.4	103	68-124	
n-Hexane	ug/L	50	40.6	81	60-132	
n-Propylbenzene	ug/L	50	50.6	101	75-122	
Naphthalene	ug/L	50	53.0	106	69-128	
p-Isopropyltoluene	ug/L	50	50.4	101	73-125	
sec-Butylbenzene	ug/L	50	51.4	103	76-125	
Styrene	ug/L	50	49.8	100	74-126	
tert-Butylbenzene	ug/L	50	50.8	102	69-123	
Tetrachloroethene	ug/L	50	45.3	91	74-129	
Toluene	ug/L	50	44.3	89	70-118	
trans-1,2-Dichloroethene	ug/L	50	44.3	89	69-124	
trans-1,3-Dichloropropene	ug/L	50	45.1	90	66-125	
trans-1,4-Dichloro-2-butene	ug/L	50	43.8J	88	43-155	
Trichloroethene	ug/L	50	43.6	87	73-125	
Trichlorofluoromethane	ug/L	50	38.9	78	56-139	
Vinyl acetate	ug/L	200	230	115	46-101	L1
Vinyl chloride	ug/L	50	30.0	60	46-134	
Xylene (Total)	ug/L	150	142	94	71-123	
4-Bromofluorobenzene (S)	%.			101	79-124	
Dibromofluoromethane (S)	%.			100	82-128	
Toluene-d8 (S)	%.			97	73-122	

Results presented on this page are in the units indicated by the "Units" column except where an alternate unit is presented to the right of the result.

This report shall not be reproduced, except in full,
without the written consent of Pace Analytical Services, LLC.

Pace Analytical Services, LLC
7726 Moller Road
Indianapolis, IN 46268
(317)228-3100

QUALIFIERS

Project: HRID 1Q2023
Pace Project No.: 50337251

DEFINITIONS

DF - Dilution Factor, if reported, represents the factor applied to the reported data due to dilution of the sample aliquot.

ND - Not Detected at or above adjusted reporting limit.

TNTC - Too Numerous To Count

J - Estimated concentration above the adjusted method detection limit and below the adjusted reporting limit.

MDL - Adjusted Method Detection Limit.

PQL - Practical Quantitation Limit.

RL - Reporting Limit - The lowest concentration value that meets project requirements for quantitative data with known precision and bias for a specific analyte in a specific matrix.

S - Surrogate

1,2-Diphenylhydrazine decomposes to and cannot be separated from Azobenzene using Method 8270. The result for each analyte is a combined concentration.

Consistent with EPA guidelines, unrounded data are displayed and have been used to calculate % recovery and RPD values.

LCS(D) - Laboratory Control Sample (Duplicate)

MS(D) - Matrix Spike (Duplicate)

DUP - Sample Duplicate

RPD - Relative Percent Difference

NC - Not Calculable.

SG - Silica Gel - Clean-Up

U - Indicates the compound was analyzed for, but not detected.

N-Nitrosodiphenylamine decomposes and cannot be separated from Diphenylamine using Method 8270. The result reported for each analyte is a combined concentration.

Reported results are not rounded until the final step prior to reporting. Therefore, calculated parameters that are typically reported as "Total" may vary slightly from the sum of the reported component parameters.

Pace Analytical is TNI accredited. Contact your Pace PM for the current list of accredited analytes.

TNI - The NELAC Institute.

ANALYTE QUALIFIERS

1d	A matrix spike/matrix spike duplicate was not performed for this batch due to insufficient sample volume DAP 02/15/23
2d	A matrix spike/matrix spike duplicate was not performed for this batch due to insufficient sample volume DAP 02/16/23
L1	Analyte recovery in the laboratory control sample (LCS) was above QC limits. Results for this analyte in associated samples may be biased high.

This report shall not be reproduced, except in full,
without the written consent of Pace Analytical Services, LLC.

Pace Analytical Services, LLC
7726 Moller Road
Indianapolis, IN 46268
(317)228-3100

QUALITY CONTROL DATA CROSS REFERENCE TABLE

Project: HRID 1Q2023
Pace Project No.: 50337251

Lab ID	Sample ID	QC Batch Method	QC Batch	Analytical Method	Analytical Batch
50337251001	**MW-23**	EPA 5030/8260	718555		
50337251002	**MW-30**	EPA 5030/8260	718555		
50337251003	**MW-11**	EPA 5030/8260	718555		
50337251004	**MW-37S**	EPA 5030/8260	718609		
50337251005	**MW-33D**	EPA 5030/8260	718609		
50337251006	**MW-22**	EPA 5030/8260	718609		
50337251007	**MW-29**	EPA 5030/8260	718609		
50337251008	**MW-29D**	EPA 5030/8260	718609		
50337251009	**MW-12**	EPA 5030/8260	718609		
50337251010	**MW-12D**	EPA 5030/8260	718609		
50337251011	**MW-46I**	EPA 5030/8260	718610		
50337251012	**MW-64I**	EPA 5030/8260	718610		
50337251013	**MW-64D**	EPA 5030/8260	718610		
50337251014	**Dup-1**	EPA 5030/8260	718610		
50337251015	**MW-63I**	EPA 5030/8260	718610		
50337251016	**MW-63D**	EPA 5030/8260	718610		
50337251017	**MW-62I**	EPA 5030/8260	718610		
50337251018	**MW-62D**	EPA 5030/8260	718754		
50337251019	**MW-61D**	EPA 5030/8260	718754		
50337251020	**Trip Blank**	EPA 5030/8260	718609		

This report shall not be reproduced, except in full,
without the written consent of Pace Analytical Services, LLC.

WO# : 50337251

50337251

Pace Analytical
WWW.PACELABS.COM

lytical Request Document

Submitting a sample via this chain of custody co ENT. All relevant fields must be completed accurately.
itions found at https://info.pacelabs.com/hubfs/pas-standard-terms.pdf.

Section A
Required Client Information:

Company:	Patriot_Indianapolis
Address:	6150 E. 75th St.
	Indianapolis, IN 46250
Email:	jcody@patrioteng.com
Phone: 317-576-8058	Fax:
Requested Due Date:	10 day TAT

Section B
Required Project

Report To:	James Cody
Copy To:	
Purchase Order #:	21-1359-01E
Project Name:	HRID 1Q2023
Project #:	

Invoice Information:

Attention:	Accounts Payable
Company Name:	Patriot IN
Address:	
Pace Quote:	
Pace Project Manager:	tina.sayer@pacelabs.com,
Pace Profile #:	6950-7

Regulatory Agency
State / Location
IN

Requested Analysis Filtered (Y/N)

ITEM #	SAMPLE ID (One Character per box. (A-Z, 0-9 / , -) Sample Ids must be unique)	MATRIX CODE (see valid codes to left)	SAMPLE TYPE (G=GRAB C=COMP)	COLLECTED START DATE	COLLECTED START TIME	COLLECTED END DATE	COLLECTED END TIME	SAMPLE TEMP AT COLLECTION	# OF CONTAINERS	Preservatives: Unpreserved	H2SO4	HNO3	HCl	NaOH	Na2S2O3	Methanol	Other	Analyses Test (Y/N): VOCs by 8260	Residual Chlorine (Y/N)	
1	MW-23	WT	G	2.9.23	842				3				X					Y		001
2	MW-30				1128								X					Y		002
3	MW-11				1223								X					Y		003
4	MW-37S				1300								X					Y		004
5	MW-33D			2.10.23	957								X					Y		005
6	MW-22			2.9.23	1401								X					Y		006
7	MW-29				1438								X					Y		007
8	MW-29D				1515								X					Y		008
9	MW-12			2.10.23	905								X					Y		009
10	MW-12D			2.10.23	828								X					Y		010
11	MW-46I				1036								X					Y		011
12	MW-64I				1110								X					Y		012

MATRIX CODE: Drinking Water DW, Water WT, Waste Water WW, Product P, Soil/Solid SL, Oil OL, Wipe WP, Air AR, Other OT, Tissue TS

ADDITIONAL COMMENTS	RELINQUISHED BY / AFFILIATION	DATE	TIME	ACCEPTED BY / AFFILIATION	DATE	TIME	SAMPLE CONDITIONS			
**NEED IN RCG EDD- #800	Kilauren Driscoll / Patriot	2.10.23	1625	Marcus Winbush	2/10/23	1625	2.1	Y	N	Y

SAMPLER NAME AND SIGNATURE		
PRINT Name of SAMPLER:	Kilauren Driscoll	
SIGNATURE of SAMPLER:	Kilauren Driscoll	DATE Signed: 2.10.23

TEMP in C | Received on Ice (Y/N) | Custody Sealed Cooler (Y/N) | Samples Intact (Y/N)

Pace Analytical
WWW.PACELABS.COM

CHAIN-OF-CUSTODY / Analytical Request Document

The Chain-of-Custody is a LEGAL DOCUMENT. All relevant fields must be completed accurately.

Submitting a sample via this chain of custody constitutes acknowledgment and acceptance of the Pace Terms and Conditions found at https://info.pacelabs.com/hubfs/pas-standard-terms.pdf.

Section A — **Required Client Information:**

Company:	Patriot_Indianapolis
Address:	6150 E. 75th St.
	Indianapolis, IN 46250
Email:	jcody@patrioteng.com
Phone:	317-576-8058 Fax:
Requested Due Date:	10 day TAT

Section B — **Required Project Information:**

Report To:	James Cody
Copy To:	
Purchase Order #:	21-1359-01E
Project Name:	HRID 1Q2023
Project #:	

Section C — **Invoice Information:**

Attention:	Accounts Payable
Company Name:	Patriot IN
Address:	
Pace Quote:	
Pace Project Manager:	tina.sayer@pacelabs.com,
Pace Profile #:	6950-7

Regulatory Agency	State / Location
	IN

Requested Analysis Filtered (Y/N): Y/N

ITEM #	SAMPLE ID (One Character per box. (A-Z, 0-9 / , -) Sample Ids must be unique)	MATRIX CODE (see valid codes to left)	SAMPLE TYPE (G=GRAB C=COMP)	COLLECTED START DATE	COLLECTED START TIME	COLLECTED END DATE	COLLECTED END TIME	SAMPLE TEMP AT COLLECTION	# OF CONTAINERS	Preservatives: Unpreserved	H2SO4	HNO3	HCl	NaOH	Na2S2O3	Methanol	Other	Analyses Test: VOCs by 8260	Residual Chlorine (Y/N)	
1	MW-64D	WT	G	2.10.23	1143			3	3				X					Y		013
2	Dup-1			2.9.23	—								X					Y		014
3	MW-12D ms			2.10.23	828								X					Y		—
4	MW-12D msD				828								X					Y		—
5	MW-63I				1406								X					Y		015
6	MW-63D				1336								X					Y		016
7	MW-62I				1254								X					Y		017
8	MW-62D				1228								X					Y		018
9	MW-61D				1446								X					Y		019
10	Trip blank												X					Y		020
11																				
12																				

MATRIX CODE: Drinking Water DW; Water WT; Waste Water WW; Product P; Soil/Solid SL; Oil OL; Wipe WP; Air AR; Other OT; Tissue TS

ADDITIONAL COMMENTS	RELINQUISHED BY / AFFILIATION	DATE	TIME	ACCEPTED BY / AFFILIATION	DATE	TIME	SAMPLE CONDITIONS			
**NEED IN RCG EDD- #800	Kilauren Driscoll/Patriot	2.10.23	1625	Marcus Winters	2/10/23	1625	2.1	Y	N	Y

SAMPLER NAME AND SIGNATURE

PRINT Name of SAMPLER: Kilauren Driscoll

SIGNATURE of SAMPLER: [signature] DATE Signed: 2.10.23

TEMP in C | Received on Ice (Y/N) | Custody Sealed Cooler (Y/N) | Samples Intact (Y/N)

Pace

SAMPLE CONDITION UPON RECEIPT FORM

Date/Time and Initials of person examining contents: 2/10/23 1711-MW

1. Courier: ☐ FED EX ☐ UPS ☑ CLIENT ☐ PACE ☐ USPS ☐ OTHER _____

2. Custody Seal on Cooler/Box Present: ☐ Yes ☑ No

(If yes)Seals Intact: ☐ Yes ☐ No **(leave blank if no seals were present)**

3. Thermometer: 1 2 3 4 5 6 A (B) C D E F

4. Cooler Temperature(s): 20/21 | | | |
(Initial/Corrected) RECORD TEMPS OF ALL COOLERS RECEIVED (use Comments below to add more)

5. Packing Material: ☐ Bubble Wrap ☑ Bubble Bags ☐ None ☐ Other _____

6. Ice Type: ☑ Wet ☐ Blue ☐ None

7. If temp. is over 6°C or under 0°C, was the PM notified?: ☐ Yes ☐ No
Cooler temp should be above freezing to 6°C

All discrepancies will be written out in the comments section below.

	Yes	No		Yes	No	N/A
USDA Regulated Soils? (HI, ID, NY, WA, OR,CA, NM, TX, OK, AR, LA, TN, AL, MS, NC, SC, GA, FL, or Puerto Rico)		✓	All containers needing acid/base preservation have been pH CHECKED?: **Exceptions: VOA, coliform, LLHg, O&G, RAD CHEM, and any container with a septum cap or preserved with HCl.** **Circle:** **HNO3 (<2) H2SO4 (<2) NaOH (>10) NaOH/ZnAc (>9)** Any non-conformance to pH recommendations will be noted on the container count form			
Short Hold Time Analysis (48 hours or less)? Analysis:		✓				✓
Time 5035A TC placed in Freezer or Short Holds To Lab	Time:		Residual Chlorine Check (SVOC 625 Pest/PCB 608)	Present	Absent	N/A ✓
Rush TAT Requested (4 days or less):	✓	✓	Residual Chlorine Check (Total/Amenable/Free Cyanide)			✓
Custody Signatures Present?	✓		Headspace Wisconsin Sulfide?			✓
Containers Intact?:	✓		Headspace in VOA Vials (>6mm): See Containter Count form for details	Present	Absent ✓	No VOA Vials Sent
Sample Label (IDs/Dates/Times) Match COC?: Except TCs, which only require sample ID	✓		Trip Blank Present?	✓		
Extra labels on Terracore Vials? (soils only)			Trip Blank Custody Seals?:	✓		

COMMENTS:

COC PAGE 1 of 2

Sample Container Count

** Place a RED dot on containers that are out of conformance **

		MeOH (only)	VIALS					AMBER GLASS							PLASTIC									OTHER							
		SBS																													
		DI																													
COC Line Item	WGFU	R	DG9H	VG9H	VOA VIAL HS (>6mm)	VG9U	DG9U	VG9T	AG0U	AG1H	AG1U	AG2U	AG3S	AG3SF	AG3C	BP1U	BP1N	BP2U	BP3U	BP3N	BP3F	BP3S	BP3B	BP3Z	CG3H	CG3F	Syringe Kit		Matrix		
1			3																										5		
2																															
3																															
4																															
5																															
6																															
7																															
8																															
9																															
10			9																												
11			3																												
12																															

Nitric	Sulfuric	Sodium Hydroxide	Sodium Hydroxide/ ZnAc
Red	Yellow	Green	Black
HNO3 <2	H2SO4 <2	NaOH >10	NaOH/Zn Ac >9

Container Codes

Glass

DG9H	40mL HCl amber voa vial	BG1T	1L Na Thiosulfate clear glass
DG9P	40mL TSP amber vial	BG1U	1L unpreserved glass
DG9S	40mL H2SO4 amber vial	BG3H	250mL HCl Clear Glass
DG9T	40mL Na Thio amber vial	BG3U	250mL Unpres Clear Glass
DG9U	40mL unpreserved amber vial	AG0U	100mL unpres amber glass
VG9H	40mL HCl clear vial	AG1H	1L HCl amber glass
VG9T	40mL Na Thio. clear vial	AG1S	1L H2SO4 amber glass
VG9U	40mL unpreserved clear vial	AG1T	1L Na Thiosulfate amber glass
I	40mL w/hexane wipe vial	AG1U	1liter unpres amber glass
WGKU	8oz unpreserved clear jar	AG2N	500mL HNO3 amber glass
WGFU	4oz clear soil jar	AG2S	500mL H2SO4 amber glass
JGFU	4oz unpreserved amber wide	AG2U	500mL unpres amber glass
CG3H	250mL clear glass HCl	AG3S	250mL H2SO4 amber glass
CG3F	250mL clear glass HCl, Field Filter	AG3SF	250mL H2SO4 amb glass -field filtered
BG1H	1L HCl clear glass	AG3U	250mL unpres amber glass
BG1S	1L H2SO4 clear glass	AG3C	250mL NaOH amber glass

Plastic

BP1B	1L NaOH plastic
BP1N	1L HNO3 plastic
BP1S	1L H2SO4 plastic
BP1U	1L unpreserved plastic
BP1Z	1L NaOH, Zn, Ac
BP2N	500mL HNO3 plastic
BP2C	500mL NaOH plastic
BP2S	500mL H2SO4 plastic
BP2U	500mL unpreserved plastic
BP2Z	500mL NaOH, Zn Ac
BP3B	250mL NaOH plastic
BP3N	250mL HNO3 plastic
BP3F	250mL HNO3 plastic-field filtered
BP3U	250mL unpreserved plastic
BP3S	250mL H2SO4 plastic
BP3Z	250mL NaOH, ZnAc plastic
BP4U	125mL unpreserved plastic
BP4N	125mL HNO3 plastic
BP4S	125mL H2SO4 plastic

Miscellaneous

Syringe Kit	LL Cr+6 sampling kit
ZPLC	Ziploc Bag
R	Terracore Kit
SP5T	120mL Coliform Sodium Thiosulfate
GN	General Container
U	Summa Can (air sample)
WT	Water
SL	Solid Solid
OL:	Oil
NAL	Non-aqueous liquid
WP	Wipe

COC PAGE 2 of 2

Sample Container Count

** Place a RED dot on containers that are out of conformance **

COC Line Item	WGFU	MeOH (only) / SBS / DI / R	VIALS					AMBER GLASS							PLASTIC									OTHER			Matrix	Nitric Red HNO3 <2	Sulfuric Yellow H2SO4 <2	Sodium Hydroxide Green NaOH >10	Sodium Hydroxide/ ZnAc Black NaOH/Zn Ac >9
			DG9H	VG9P	VOA VIAL HS (>6mm)	VG9U	DG9U	VG9T	AG0U	AG1H	AG1U	AG2U	AG3S	AG3SF	AG3C	BP1U	BP1N	BP2U	BP3U	BP3N	BP3F	BP3S	BP3B	BP3Z	CG3H	CG3F	Syringe Kit					
1			3																									WT				
2			↓																									↓				
3																																
4																																
5			3																									WT				
6			↓																									↓				
7																																
8																																
9																																
10			↓																									↓				
11																																
12																																

Container Codes

Glass

DG9H	40mL HCl amber voa vial	BG1T	1L Na Thiosulfate clear glass
DG9P	40mL TSP amber vial	BG1U	1L unpreserved glass
DG9S	40mL H2SO4 amber vial	BG3H	250mL HCl Clear Glass
DG9T	40mL Na Thio amber vial	BG3U	250mL Unpres Clear Glass
DG9U	40mL unpreserved amber vial	AG0U	100mL unpres amber glass
VG9H	40mL HCl clear vial	AG1H	1L HCl amber glass
VG9T	40mL Na Thio. clear vial	AG1S	1L H2SO4 amber glass
VG9U	40mL unpreserved clear vial	AG1T	1L Na Thiosulfate amber glass
I	40mL w/hexane wipe vial	AG1U	1liter unpres amber glass
WGKU	8oz unpreserved clear jar	AG2N	500mL HNO3 amber glass
WGFU	4oz clear soil jar	AG2S	500mL H2SO4 amber glass
JGFU	4oz unpreserved amber wide	AG2U	500mL unpres amber glass
CG3H	250mL clear glass HCl	AG3S	250mL H2SO4 amber glass
CG3F	250mL clear glass HCl, Field Filter	AG3SF	250mL H2SO4 amb glass -field filtered
BG1H	1L HCl clear glass	AG3U	250mL unpres amber glass
BG1S	1L H2SO4 clear glass	AG3C	250mL NaOH amber glass

Plastic

BP1B	1L NaOH plastic
BP1N	1L HNO3 plastic
BP1S	1L H2SO4 plastic
BP1U	1L unpreserved plastic
BP1Z	1L NaOH, Zn, Ac
BP2N	500mL HNO3 plastic
BP2C	500mL NaOH plastic
BP2S	500mL H2SO4 plastic
BP2U	500mL unpreserved plastic
BP2Z	500mL NaOH, Zn Ac
BP3B	250mL NaOH plastic
BP3N	250mL HNO3 plastic
BP3F	250mL HNO3 plastic-field filtered
BP3U	250mL unpreserved plastic
BP3S	250mL H2SO4 plastic
BP3Z	250mL NaOH, ZnAc plastic
BP4U	125mL unpreserved plastic
BP4N	125mL HNO3 plastic
BP4S	125mL H2SO4 plastic

Miscellaneous

Syringe Kit	LL Cr+6 sampling kit
ZPLC	Ziploc Bag
R	Terracore Kit
SP5T	120mL Coliform Sodium Thiosulfate
GN	General Container
U	Summa Can (air sample)
WT	Water
SL	Solid Solid
OL:	Oil
NAL	Non-aqueous liquid
WP	Wipe

Pace Analytical Services, LLC
7726 Moller Road
Indianapolis, IN 46268
(317)228-3100

February 22, 2023

Mr. James Cody
Patriot Engineering
6150 E 75th St
Indianapolis, IN 46250

RE: Project: HRID 1Q2023
Pace Project No.: 50337537

Dear Mr. Cody:

Enclosed are the analytical results for sample(s) received by the laboratory on February 15, 2023. The results relate only to the samples included in this report. Results reported herein conform to the applicable TNI/NELAC Standards and the laboratory's Quality Manual, where applicable, unless otherwise noted in the body of the report.

The test results provided in this final report were generated by each of the following laboratories within the Pace Network:

- Pace Analytical Services - Indianapolis

If you have any questions concerning this report, please feel free to contact me.

Sincerely,

Tina Sayer

Tina Sayer
tina.sayer@pacelabs.com
(317)228-3100
Project Manager

Enclosures

This report shall not be reproduced, except in full,
without the written consent of Pace Analytical Services, LLC.

Pace Analytical Services, LLC
7726 Moller Road
Indianapolis, IN 46268
(317)228-3100

CERTIFICATIONS

Project: HRID 1Q2023
Pace Project No.: 50337537

Pace Analytical Services Indianapolis
7726 Moller Road, Indianapolis, IN 46268
Illinois Accreditation #: 200074
Indiana Drinking Water Laboratory #: C-49-06
Kansas/TNI Certification #: E-10177
Kentucky UST Agency Interest #: 80226
Kentucky WW Laboratory ID #: 98019
Michigan Drinking Water Laboratory #9050
Ohio VAP Certified Laboratory #: CL0065
Oklahoma Laboratory #: 9204
Texas Certification #: T104704355
Wisconsin Laboratory #: 999788130
USDA Foreign Soil Permit #: 525-23-13-23119
USDA Compliance Agreement #: IN-SL-22-001

This report shall not be reproduced, except in full,
without the written consent of Pace Analytical Services, LLC.

Pace Analytical Services, LLC
7726 Moller Road
Indianapolis, IN 46268
(317)228-3100

SAMPLE SUMMARY

Project: HRID 1Q2023
Pace Project No.: 50337537

Lab ID	Sample ID	Matrix	Date Collected	Date Received
50337537001	**MW-41D**	Water	02/14/23 11:41	02/15/23 16:51
50337537002	**MW-58D**	Water	02/14/23 09:19	02/15/23 16:51
50337537003	**MW-58S**	Water	02/14/23 09:50	02/15/23 16:51
50337537004	**MW-55D**	Water	02/13/23 16:17	02/15/23 16:51
50337537005	**MW-54D**	Water	02/13/23 15:40	02/15/23 16:51
50337537006	**MW-54S**	Water	02/13/23 15:09	02/15/23 16:51
50337537007	**MW-57D**	Water	02/14/23 10:39	02/15/23 16:51
50337537008	**MW-53S**	Water	02/13/23 14:31	02/15/23 16:51
50337537009	**MW-56D**	Water	02/13/23 13:58	02/15/23 16:51
50337537010	**MW-56S**	Water	02/13/23 13:25	02/15/23 16:51
50337537011	**Dup-2**	Water	02/14/23 08:00	02/15/23 16:51
50337537012	**MW-60S**	Water	02/13/23 11:37	02/15/23 16:51
50337537013	**MW-61I**	Water	02/13/23 10:56	02/15/23 16:51
50337537014	**MW-59D**	Water	02/13/23 12:27	02/15/23 16:51
50337537015	**Trip Blank**	Water	02/13/23 08:00	02/15/23 16:51
50337537016	**MW-22D**	Water	02/15/23 14:42	02/15/23 16:51
50337537017	**MW-42**	Water	02/15/23 13:12	02/15/23 16:51
50337537018	**MW-42D**	Water	02/15/23 13:57	02/15/23 16:51
50337537019	**MW-55S**	Water	02/15/23 08:31	02/15/23 16:51
50337537020	**MW-57S**	Water	02/15/23 09:17	02/15/23 16:51
50337537021	**MW-53D**	Water	02/15/23 10:02	02/15/23 16:51
50337537022	**Dup-3**	Water	02/15/23 08:00	02/15/23 16:51
50337537023	**MW-60I**	Water	02/15/23 11:17	02/15/23 16:51
50337537024	**MW-60D**	Water	02/15/23 12:07	02/15/23 16:51

This report shall not be reproduced, except in full,
without the written consent of Pace Analytical Services, LLC.

Pace Analytical Services, LLC
7726 Moller Road
Indianapolis, IN 46268
(317)228-3100

SAMPLE ANALYTE COUNT

Project: HRID 1Q2023
Pace Project No.: 50337537

Lab ID	Sample ID	Method	Analysts	Analytes Reported	Laboratory
50337537001	**MW-41D**	EPA 5030/8260	TKG	75	PASI-I
50337537002	**MW-58D**	EPA 5030/8260	TKG	75	PASI-I
50337537003	**MW-58S**	EPA 5030/8260	TKG	75	PASI-I
50337537004	**MW-55D**	EPA 5030/8260	TKG	75	PASI-I
50337537005	**MW-54D**	EPA 5030/8260	TKG	75	PASI-I
50337537006	**MW-54S**	EPA 5030/8260	TKG	75	PASI-I
50337537007	**MW-57D**	EPA 5030/8260	TKG	75	PASI-I
50337537008	**MW-53S**	EPA 5030/8260	TKG	75	PASI-I
50337537009	**MW-56D**	EPA 5030/8260	TKG	75	PASI-I
50337537010	**MW-56S**	EPA 5030/8260	TKG	75	PASI-I
50337537011	**Dup-2**	EPA 5030/8260	TKG	75	PASI-I
50337537012	**MW-60S**	EPA 5030/8260	TKG	75	PASI-I
50337537013	**MW-61I**	EPA 5030/8260	TKG	75	PASI-I
50337537014	**MW-59D**	EPA 5030/8260	TKG	75	PASI-I
50337537015	**Trip Blank**	EPA 5030/8260	TKG	75	PASI-I
50337537016	**MW-22D**	EPA 5030/8260	TKG	75	PASI-I
50337537017	**MW-42**	EPA 5030/8260	TKG	75	PASI-I
50337537018	**MW-42D**	EPA 5030/8260	TKG	75	PASI-I
50337537019	**MW-55S**	EPA 5030/8260	TKG	75	PASI-I
50337537020	**MW-57S**	EPA 5030/8260	TKG	75	PASI-I
50337537021	**MW-53D**	EPA 5030/8260	TKG	75	PASI-I
50337537022	**Dup-3**	EPA 5030/8260	TKG	75	PASI-I
50337537023	**MW-60I**	EPA 5030/8260	TKG	75	PASI-I
50337537024	**MW-60D**	EPA 5030/8260	TKG	75	PASI-I

PASI-I = Pace Analytical Services - Indianapolis

This report shall not be reproduced, except in full,
without the written consent of Pace Analytical Services, LLC.

Pace Analytical Services, LLC
7726 Moller Road
Indianapolis, IN 46268
(317)228-3100

SUMMARY OF DETECTION

Project: HRID 1Q2023
Pace Project No.: 50337537

Lab Sample ID / Method	Client Sample ID / Parameters	Result	Units	Report Limit	Analyzed	Qualifiers
50337537001	**MW-41D**					
EPA 5030/8260	Vinyl chloride	6.5	ug/L	2.0	02/20/23 12:09	
50337537002	**MW-58D**					
EPA 5030/8260	cis-1,2-Dichloroethene	181	ug/L	5.0	02/17/23 16:11	
EPA 5030/8260	Vinyl chloride	3050	ug/L	50.0	02/20/23 14:05	
50337537004	**MW-55D**					
EPA 5030/8260	cis-1,2-Dichloroethene	144	ug/L	5.0	02/20/23 12:38	
EPA 5030/8260	Trichloroethene	8.4	ug/L	5.0	02/20/23 12:38	
EPA 5030/8260	Vinyl chloride	41.9	ug/L	2.0	02/20/23 12:38	
50337537005	**MW-54D**					
EPA 5030/8260	cis-1,2-Dichloroethene	517	ug/L	50.0	02/17/23 18:36	
EPA 5030/8260	trans-1,2-Dichloroethene	72.6	ug/L	5.0	02/20/23 13:07	
EPA 5030/8260	Vinyl chloride	12.4	ug/L	2.0	02/20/23 13:07	
50337537006	**MW-54S**					
EPA 5030/8260	Trichloroethene	11.9	ug/L	5.0	02/17/23 19:05	
50337537007	**MW-57D**					
EPA 5030/8260	cis-1,2-Dichloroethene	1750	ug/L	125	02/17/23 13:01	
EPA 5030/8260	trans-1,2-Dichloroethene	162	ug/L	5.0	02/17/23 12:32	
EPA 5030/8260	Vinyl chloride	2.9	ug/L	2.0	02/17/23 12:32	
50337537009	**MW-56D**					
EPA 5030/8260	cis-1,2-Dichloroethene	84.0	ug/L	5.0	02/17/23 13:59	
50337537011	**Dup-2**					
EPA 5030/8260	1,1-Dichloroethene	5.1	ug/L	5.0	02/17/23 14:58	
EPA 5030/8260	cis-1,2-Dichloroethene	1700	ug/L	125	02/21/23 14:14	
EPA 5030/8260	trans-1,2-Dichloroethene	171	ug/L	5.0	02/17/23 14:58	
EPA 5030/8260	Vinyl chloride	3.0	ug/L	2.0	02/17/23 14:58	
50337537013	**MW-61I**					
EPA 5030/8260	cis-1,2-Dichloroethene	5.5	ug/L	5.0	02/17/23 15:27	
50337537014	**MW-59D**					
EPA 5030/8260	cis-1,2-Dichloroethene	48.8	ug/L	5.0	02/17/23 15:56	
EPA 5030/8260	Vinyl chloride	10.2	ug/L	2.0	02/17/23 15:56	
50337537016	**MW-22D**					
EPA 5030/8260	cis-1,2-Dichloroethene	89.0	ug/L	5.0	02/17/23 16:54	
EPA 5030/8260	Tetrachloroethene	11.8	ug/L	5.0	02/17/23 16:54	
EPA 5030/8260	Trichloroethene	35.9	ug/L	5.0	02/17/23 16:54	
EPA 5030/8260	Vinyl chloride	36.6	ug/L	2.0	02/17/23 16:54	
50337537017	**MW-42**					
EPA 5030/8260	Trichloroethene	183	ug/L	5.0	02/17/23 18:22	
50337537018	**MW-42D**					
EPA 5030/8260	cis-1,2-Dichloroethene	328	ug/L	50.0	02/20/23 12:23	
EPA 5030/8260	trans-1,2-Dichloroethene	27.8	ug/L	5.0	02/17/23 18:51	

This report shall not be reproduced, except in full,
without the written consent of Pace Analytical Services, LLC.

Pace Analytical Services, LLC
7726 Moller Road
Indianapolis, IN 46268
(317)228-3100

SUMMARY OF DETECTION

Project: HRID 1Q2023
Pace Project No.: 50337537

Lab Sample ID Method	Client Sample ID Parameters	Result	Units	Report Limit	Analyzed	Qualifiers
50337537018	**MW-42D**					
EPA 5030/8260	Trichloroethene	92.9	ug/L	5.0	02/17/23 18:51	
50337537019	**MW-55S**					
EPA 5030/8260	Trichloroethene	52.4	ug/L	5.0	02/17/23 19:20	
50337537020	**MW-57S**					
EPA 5030/8260	Trichloroethene	407	ug/L	50.0	02/17/23 20:18	
50337537021	**MW-53D**					
EPA 5030/8260	cis-1,2-Dichloroethene	267	ug/L	5.0	02/17/23 20:47	
EPA 5030/8260	trans-1,2-Dichloroethene	27.6	ug/L	5.0	02/17/23 20:47	
50337537022	**Dup-3**					
EPA 5030/8260	cis-1,2-Dichloroethene	1170	ug/L	50.0	02/20/23 13:36	
EPA 5030/8260	trans-1,2-Dichloroethene	18.0	ug/L	5.0	02/17/23 15:12	
EPA 5030/8260	Vinyl chloride	490	ug/L	20.0	02/20/23 13:36	
50337537023	**MW-60I**					
EPA 5030/8260	cis-1,2-Dichloroethene	456	ug/L	50.0	02/20/23 13:51	
EPA 5030/8260	trans-1,2-Dichloroethene	12.2	ug/L	5.0	02/17/23 23:56	
EPA 5030/8260	Vinyl chloride	82.6	ug/L	2.0	02/17/23 23:56	
50337537024	**MW-60D**					
EPA 5030/8260	cis-1,2-Dichloroethene	518	ug/L	125	02/20/23 14:35	
EPA 5030/8260	trans-1,2-Dichloroethene	9.9	ug/L	5.0	02/18/23 00:25	
EPA 5030/8260	Vinyl chloride	2230	ug/L	50.0	02/20/23 14:35	

This report shall not be reproduced, except in full,
without the written consent of Pace Analytical Services, LLC.

Pace Analytical Services, LLC
7726 Moller Road
Indianapolis, IN 46268
(317)228-3100

ANALYTICAL RESULTS

Project: HRID 1Q2023
Pace Project No.: 50337537

Sample: MW-41D **Lab ID: 50337537001** Collected: 02/14/23 11:41 Received: 02/15/23 16:51 Matrix: Water

Parameters	Results	Units	Report Limit	DF	Prepared	Analyzed	CAS No.	Qual
8260 MSV Indiana	Analytical Method: EPA 5030/8260							
	Pace Analytical Services - Indianapolis							
Acetone	ND	ug/L	100	1		02/20/23 12:09	67-64-1	
Acrolein	ND	ug/L	50.0	1		02/20/23 12:09	107-02-8	
Acrylonitrile	ND	ug/L	100	1		02/20/23 12:09	107-13-1	
Benzene	ND	ug/L	5.0	1		02/20/23 12:09	71-43-2	
Bromobenzene	ND	ug/L	5.0	1		02/20/23 12:09	108-86-1	
Bromochloromethane	ND	ug/L	5.0	1		02/20/23 12:09	74-97-5	
Bromodichloromethane	ND	ug/L	5.0	1		02/20/23 12:09	75-27-4	
Bromoform	ND	ug/L	5.0	1		02/20/23 12:09	75-25-2	
Bromomethane	ND	ug/L	5.0	1		02/20/23 12:09	74-83-9	
2-Butanone (MEK)	ND	ug/L	25.0	1		02/20/23 12:09	78-93-3	
n-Butylbenzene	ND	ug/L	5.0	1		02/20/23 12:09	104-51-8	
sec-Butylbenzene	ND	ug/L	5.0	1		02/20/23 12:09	135-98-8	
tert-Butylbenzene	ND	ug/L	5.0	1		02/20/23 12:09	98-06-6	
Carbon disulfide	ND	ug/L	10.0	1		02/20/23 12:09	75-15-0	
Carbon tetrachloride	ND	ug/L	5.0	1		02/20/23 12:09	56-23-5	
Chlorobenzene	ND	ug/L	5.0	1		02/20/23 12:09	108-90-7	
Chloroethane	ND	ug/L	5.0	1		02/20/23 12:09	75-00-3	
Chloroform	ND	ug/L	5.0	1		02/20/23 12:09	67-66-3	
Chloromethane	ND	ug/L	5.0	1		02/20/23 12:09	74-87-3	
2-Chlorotoluene	ND	ug/L	5.0	1		02/20/23 12:09	95-49-8	
4-Chlorotoluene	ND	ug/L	5.0	1		02/20/23 12:09	106-43-4	
Dibromochloromethane	ND	ug/L	5.0	1		02/20/23 12:09	124-48-1	
1,2-Dibromoethane (EDB)	ND	ug/L	5.0	1		02/20/23 12:09	106-93-4	
Dibromomethane	ND	ug/L	5.0	1		02/20/23 12:09	74-95-3	
1,2-Dichlorobenzene	ND	ug/L	5.0	1		02/20/23 12:09	95-50-1	
1,3-Dichlorobenzene	ND	ug/L	5.0	1		02/20/23 12:09	541-73-1	
1,4-Dichlorobenzene	ND	ug/L	5.0	1		02/20/23 12:09	106-46-7	
trans-1,4-Dichloro-2-butene	ND	ug/L	100	1		02/20/23 12:09	110-57-6	
Dichlorodifluoromethane	ND	ug/L	5.0	1		02/20/23 12:09	75-71-8	
1,1-Dichloroethane	ND	ug/L	5.0	1		02/20/23 12:09	75-34-3	
1,2-Dichloroethane	ND	ug/L	5.0	1		02/20/23 12:09	107-06-2	
1,1-Dichloroethene	ND	ug/L	5.0	1		02/20/23 12:09	75-35-4	
cis-1,2-Dichloroethene	ND	ug/L	5.0	1		02/20/23 12:09	156-59-2	
trans-1,2-Dichloroethene	ND	ug/L	5.0	1		02/20/23 12:09	156-60-5	
1,2-Dichloropropane	ND	ug/L	5.0	1		02/20/23 12:09	78-87-5	
1,3-Dichloropropane	ND	ug/L	5.0	1		02/20/23 12:09	142-28-9	
2,2-Dichloropropane	ND	ug/L	5.0	1		02/20/23 12:09	594-20-7	
1,1-Dichloropropene	ND	ug/L	5.0	1		02/20/23 12:09	563-58-6	
cis-1,3-Dichloropropene	ND	ug/L	5.0	1		02/20/23 12:09	10061-01-5	
trans-1,3-Dichloropropene	ND	ug/L	5.0	1		02/20/23 12:09	10061-02-6	
Ethylbenzene	ND	ug/L	5.0	1		02/20/23 12:09	100-41-4	
Ethyl methacrylate	ND	ug/L	100	1		02/20/23 12:09	97-63-2	
Hexachloro-1,3-butadiene	ND	ug/L	5.0	1		02/20/23 12:09	87-68-3	
n-Hexane	ND	ug/L	5.0	1		02/20/23 12:09	110-54-3	
2-Hexanone	ND	ug/L	25.0	1		02/20/23 12:09	591-78-6	
Iodomethane	ND	ug/L	10.0	1		02/20/23 12:09	74-88-4	

This report shall not be reproduced, except in full,
without the written consent of Pace Analytical Services, LLC.

Pace Analytical Services, LLC
7726 Moller Road
Indianapolis, IN 46268
(317)228-3100

ANALYTICAL RESULTS

Project: HRID 1Q2023
Pace Project No.: 50337537

Sample: MW-41D **Lab ID: 50337537001** Collected: 02/14/23 11:41 Received: 02/15/23 16:51 Matrix: Water

Parameters	Results	Units	Report Limit	DF	Prepared	Analyzed	CAS No.	Qual
8260 MSV Indiana	Analytical Method: EPA 5030/8260							
	Pace Analytical Services - Indianapolis							
Isopropylbenzene (Cumene)	ND	ug/L	5.0	1		02/20/23 12:09	98-82-8	
p-Isopropyltoluene	ND	ug/L	5.0	1		02/20/23 12:09	99-87-6	
Methylene Chloride	ND	ug/L	5.0	1		02/20/23 12:09	75-09-2	
1-Methylnaphthalene	ND	ug/L	10.0	1		02/20/23 12:09	90-12-0	
2-Methylnaphthalene	ND	ug/L	10.0	1		02/20/23 12:09	91-57-6	
4-Methyl-2-pentanone (MIBK)	ND	ug/L	25.0	1		02/20/23 12:09	108-10-1	
Methyl-tert-butyl ether	ND	ug/L	4.0	1		02/20/23 12:09	1634-04-4	
Naphthalene	ND	ug/L	1.2	1		02/20/23 12:09	91-20-3	
n-Propylbenzene	ND	ug/L	5.0	1		02/20/23 12:09	103-65-1	
Styrene	ND	ug/L	5.0	1		02/20/23 12:09	100-42-5	
1,1,1,2-Tetrachloroethane	ND	ug/L	5.0	1		02/20/23 12:09	630-20-6	
1,1,2,2-Tetrachloroethane	ND	ug/L	5.0	1		02/20/23 12:09	79-34-5	
Tetrachloroethene	ND	ug/L	5.0	1		02/20/23 12:09	127-18-4	
Toluene	ND	ug/L	5.0	1		02/20/23 12:09	108-88-3	
1,2,3-Trichlorobenzene	ND	ug/L	5.0	1		02/20/23 12:09	87-61-6	
1,2,4-Trichlorobenzene	ND	ug/L	5.0	1		02/20/23 12:09	120-82-1	
1,1,1-Trichloroethane	ND	ug/L	5.0	1		02/20/23 12:09	71-55-6	
1,1,2-Trichloroethane	ND	ug/L	5.0	1		02/20/23 12:09	79-00-5	
Trichloroethene	ND	ug/L	5.0	1		02/20/23 12:09	79-01-6	
Trichlorofluoromethane	ND	ug/L	5.0	1		02/20/23 12:09	75-69-4	
1,2,3-Trichloropropane	ND	ug/L	5.0	1		02/20/23 12:09	96-18-4	
1,2,4-Trimethylbenzene	ND	ug/L	5.0	1		02/20/23 12:09	95-63-6	
1,3,5-Trimethylbenzene	ND	ug/L	5.0	1		02/20/23 12:09	108-67-8	
Vinyl acetate	ND	ug/L	50.0	1		02/20/23 12:09	108-05-4	L1
Vinyl chloride	**6.5**	ug/L	2.0	1		02/20/23 12:09	75-01-4	
Xylene (Total)	ND	ug/L	10.0	1		02/20/23 12:09	1330-20-7	
Surrogates								
Dibromofluoromethane (S)	100	%.	82-128	1		02/20/23 12:09	1868-53-7	
4-Bromofluorobenzene (S)	101	%.	79-124	1		02/20/23 12:09	460-00-4	
Toluene-d8 (S)	101	%.	73-122	1		02/20/23 12:09	2037-26-5	

This report shall not be reproduced, except in full,
without the written consent of Pace Analytical Services, LLC.

Pace Analytical Services, LLC
7726 Moller Road
Indianapolis, IN 46268
(317)228-3100

ANALYTICAL RESULTS

Project: HRID 1Q2023
Pace Project No.: 50337537

Sample: MW-58D **Lab ID: 50337537002** Collected: 02/14/23 09:19 Received: 02/15/23 16:51 Matrix: Water

Parameters	Results	Units	Report Limit	DF	Prepared	Analyzed	CAS No.	Qual
8260 MSV Indiana	Analytical Method: EPA 5030/8260							
	Pace Analytical Services - Indianapolis							
Acetone	ND	ug/L	100	1		02/17/23 16:11	67-64-1	
Acrolein	ND	ug/L	50.0	1		02/17/23 16:11	107-02-8	L1
Acrylonitrile	ND	ug/L	100	1		02/17/23 16:11	107-13-1	
Benzene	ND	ug/L	5.0	1		02/17/23 16:11	71-43-2	
Bromobenzene	ND	ug/L	5.0	1		02/17/23 16:11	108-86-1	
Bromochloromethane	ND	ug/L	5.0	1		02/17/23 16:11	74-97-5	
Bromodichloromethane	ND	ug/L	5.0	1		02/17/23 16:11	75-27-4	
Bromoform	ND	ug/L	5.0	1		02/17/23 16:11	75-25-2	
Bromomethane	ND	ug/L	5.0	1		02/17/23 16:11	74-83-9	
2-Butanone (MEK)	ND	ug/L	25.0	1		02/17/23 16:11	78-93-3	
n-Butylbenzene	ND	ug/L	5.0	1		02/17/23 16:11	104-51-8	
sec-Butylbenzene	ND	ug/L	5.0	1		02/17/23 16:11	135-98-8	
tert-Butylbenzene	ND	ug/L	5.0	1		02/17/23 16:11	98-06-6	
Carbon disulfide	ND	ug/L	10.0	1		02/17/23 16:11	75-15-0	
Carbon tetrachloride	ND	ug/L	5.0	1		02/17/23 16:11	56-23-5	
Chlorobenzene	ND	ug/L	5.0	1		02/17/23 16:11	108-90-7	
Chloroethane	ND	ug/L	5.0	1		02/17/23 16:11	75-00-3	
Chloroform	ND	ug/L	5.0	1		02/17/23 16:11	67-66-3	
Chloromethane	ND	ug/L	5.0	1		02/17/23 16:11	74-87-3	
2-Chlorotoluene	ND	ug/L	5.0	1		02/17/23 16:11	95-49-8	
4-Chlorotoluene	ND	ug/L	5.0	1		02/17/23 16:11	106-43-4	
Dibromochloromethane	ND	ug/L	5.0	1		02/17/23 16:11	124-48-1	
1,2-Dibromoethane (EDB)	ND	ug/L	5.0	1		02/17/23 16:11	106-93-4	
Dibromomethane	ND	ug/L	5.0	1		02/17/23 16:11	74-95-3	
1,2-Dichlorobenzene	ND	ug/L	5.0	1		02/17/23 16:11	95-50-1	
1,3-Dichlorobenzene	ND	ug/L	5.0	1		02/17/23 16:11	541-73-1	
1,4-Dichlorobenzene	ND	ug/L	5.0	1		02/17/23 16:11	106-46-7	
trans-1,4-Dichloro-2-butene	ND	ug/L	100	1		02/17/23 16:11	110-57-6	
Dichlorodifluoromethane	ND	ug/L	5.0	1		02/17/23 16:11	75-71-8	
1,1-Dichloroethane	ND	ug/L	5.0	1		02/17/23 16:11	75-34-3	
1,2-Dichloroethane	ND	ug/L	5.0	1		02/17/23 16:11	107-06-2	
1,1-Dichloroethene	ND	ug/L	5.0	1		02/17/23 16:11	75-35-4	
cis-1,2-Dichloroethene	**181**	ug/L	5.0	1		02/17/23 16:11	156-59-2	
trans-1,2-Dichloroethene	ND	ug/L	5.0	1		02/17/23 16:11	156-60-5	
1,2-Dichloropropane	ND	ug/L	5.0	1		02/17/23 16:11	78-87-5	
1,3-Dichloropropane	ND	ug/L	5.0	1		02/17/23 16:11	142-28-9	
2,2-Dichloropropane	ND	ug/L	5.0	1		02/17/23 16:11	594-20-7	
1,1-Dichloropropene	ND	ug/L	5.0	1		02/17/23 16:11	563-58-6	
cis-1,3-Dichloropropene	ND	ug/L	5.0	1		02/17/23 16:11	10061-01-5	
trans-1,3-Dichloropropene	ND	ug/L	5.0	1		02/17/23 16:11	10061-02-6	
Ethylbenzene	ND	ug/L	5.0	1		02/17/23 16:11	100-41-4	
Ethyl methacrylate	ND	ug/L	100	1		02/17/23 16:11	97-63-2	
Hexachloro-1,3-butadiene	ND	ug/L	5.0	1		02/17/23 16:11	87-68-3	
n-Hexane	ND	ug/L	5.0	1		02/17/23 16:11	110-54-3	
2-Hexanone	ND	ug/L	25.0	1		02/17/23 16:11	591-78-6	
Iodomethane	ND	ug/L	10.0	1		02/17/23 16:11	74-88-4	

This report shall not be reproduced, except in full,
without the written consent of Pace Analytical Services, LLC.

Pace Analytical Services, LLC
7726 Moller Road
Indianapolis, IN 46268
(317)228-3100

ANALYTICAL RESULTS

Project: HRID 1Q2023
Pace Project No.: 50337537

Sample: MW-58D **Lab ID: 50337537002** Collected: 02/14/23 09:19 Received: 02/15/23 16:51 Matrix: Water

Parameters	Results	Units	Report Limit	DF	Prepared	Analyzed	CAS No.	Qual
8260 MSV Indiana	Analytical Method: EPA 5030/8260							
	Pace Analytical Services - Indianapolis							
Isopropylbenzene (Cumene)	ND	ug/L	5.0	1		02/17/23 16:11	98-82-8	
p-Isopropyltoluene	ND	ug/L	5.0	1		02/17/23 16:11	99-87-6	
Methylene Chloride	ND	ug/L	5.0	1		02/17/23 16:11	75-09-2	
1-Methylnaphthalene	ND	ug/L	10.0	1		02/17/23 16:11	90-12-0	
2-Methylnaphthalene	ND	ug/L	10.0	1		02/17/23 16:11	91-57-6	
4-Methyl-2-pentanone (MIBK)	ND	ug/L	25.0	1		02/17/23 16:11	108-10-1	
Methyl-tert-butyl ether	ND	ug/L	4.0	1		02/17/23 16:11	1634-04-4	
Naphthalene	ND	ug/L	1.2	1		02/17/23 16:11	91-20-3	
n-Propylbenzene	ND	ug/L	5.0	1		02/17/23 16:11	103-65-1	
Styrene	ND	ug/L	5.0	1		02/17/23 16:11	100-42-5	
1,1,1,2-Tetrachloroethane	ND	ug/L	5.0	1		02/17/23 16:11	630-20-6	
1,1,2,2-Tetrachloroethane	ND	ug/L	5.0	1		02/17/23 16:11	79-34-5	
Tetrachloroethene	ND	ug/L	5.0	1		02/17/23 16:11	127-18-4	
Toluene	ND	ug/L	5.0	1		02/17/23 16:11	108-88-3	
1,2,3-Trichlorobenzene	ND	ug/L	5.0	1		02/17/23 16:11	87-61-6	
1,2,4-Trichlorobenzene	ND	ug/L	5.0	1		02/17/23 16:11	120-82-1	
1,1,1-Trichloroethane	ND	ug/L	5.0	1		02/17/23 16:11	71-55-6	
1,1,2-Trichloroethane	ND	ug/L	5.0	1		02/17/23 16:11	79-00-5	
Trichloroethene	ND	ug/L	5.0	1		02/17/23 16:11	79-01-6	
Trichlorofluoromethane	ND	ug/L	5.0	1		02/17/23 16:11	75-69-4	
1,2,3-Trichloropropane	ND	ug/L	5.0	1		02/17/23 16:11	96-18-4	
1,2,4-Trimethylbenzene	ND	ug/L	5.0	1		02/17/23 16:11	95-63-6	
1,3,5-Trimethylbenzene	ND	ug/L	5.0	1		02/17/23 16:11	108-67-8	
Vinyl acetate	ND	ug/L	50.0	1		02/17/23 16:11	108-05-4	L1
Vinyl chloride	**3050**	ug/L	50.0	25		02/20/23 14:05	75-01-4	
Xylene (Total)	ND	ug/L	10.0	1		02/17/23 16:11	1330-20-7	
Surrogates								
Dibromofluoromethane (S)	98	%.	82-128	1		02/17/23 16:11	1868-53-7	
4-Bromofluorobenzene (S)	100	%.	79-124	1		02/17/23 16:11	460-00-4	
Toluene-d8 (S)	100	%.	73-122	1		02/17/23 16:11	2037-26-5	

This report shall not be reproduced, except in full,
without the written consent of Pace Analytical Services, LLC.

Pace Analytical Services, LLC
7726 Moller Road
Indianapolis, IN 46268
(317)228-3100

ANALYTICAL RESULTS

Project: HRID 1Q2023
Pace Project No.: 50337537

Sample: MW-58S **Lab ID: 50337537003** Collected: 02/14/23 09:50 Received: 02/15/23 16:51 Matrix: Water

Parameters	Results	Units	Report Limit	DF	Prepared	Analyzed	CAS No.	Qual
8260 MSV Indiana	Analytical Method: EPA 5030/8260							
	Pace Analytical Services - Indianapolis							
Acetone	ND	ug/L	100	1		02/17/23 17:09	67-64-1	
Acrolein	ND	ug/L	50.0	1		02/17/23 17:09	107-02-8	L1
Acrylonitrile	ND	ug/L	100	1		02/17/23 17:09	107-13-1	
Benzene	ND	ug/L	5.0	1		02/17/23 17:09	71-43-2	
Bromobenzene	ND	ug/L	5.0	1		02/17/23 17:09	108-86-1	
Bromochloromethane	ND	ug/L	5.0	1		02/17/23 17:09	74-97-5	
Bromodichloromethane	ND	ug/L	5.0	1		02/17/23 17:09	75-27-4	
Bromoform	ND	ug/L	5.0	1		02/17/23 17:09	75-25-2	
Bromomethane	ND	ug/L	5.0	1		02/17/23 17:09	74-83-9	
2-Butanone (MEK)	ND	ug/L	25.0	1		02/17/23 17:09	78-93-3	
n-Butylbenzene	ND	ug/L	5.0	1		02/17/23 17:09	104-51-8	
sec-Butylbenzene	ND	ug/L	5.0	1		02/17/23 17:09	135-98-8	
tert-Butylbenzene	ND	ug/L	5.0	1		02/17/23 17:09	98-06-6	
Carbon disulfide	ND	ug/L	10.0	1		02/17/23 17:09	75-15-0	
Carbon tetrachloride	ND	ug/L	5.0	1		02/17/23 17:09	56-23-5	
Chlorobenzene	ND	ug/L	5.0	1		02/17/23 17:09	108-90-7	
Chloroethane	ND	ug/L	5.0	1		02/17/23 17:09	75-00-3	
Chloroform	ND	ug/L	5.0	1		02/17/23 17:09	67-66-3	
Chloromethane	ND	ug/L	5.0	1		02/17/23 17:09	74-87-3	
2-Chlorotoluene	ND	ug/L	5.0	1		02/17/23 17:09	95-49-8	
4-Chlorotoluene	ND	ug/L	5.0	1		02/17/23 17:09	106-43-4	
Dibromochloromethane	ND	ug/L	5.0	1		02/17/23 17:09	124-48-1	
1,2-Dibromoethane (EDB)	ND	ug/L	5.0	1		02/17/23 17:09	106-93-4	
Dibromomethane	ND	ug/L	5.0	1		02/17/23 17:09	74-95-3	
1,2-Dichlorobenzene	ND	ug/L	5.0	1		02/17/23 17:09	95-50-1	
1,3-Dichlorobenzene	ND	ug/L	5.0	1		02/17/23 17:09	541-73-1	
1,4-Dichlorobenzene	ND	ug/L	5.0	1		02/17/23 17:09	106-46-7	
trans-1,4-Dichloro-2-butene	ND	ug/L	100	1		02/17/23 17:09	110-57-6	
Dichlorodifluoromethane	ND	ug/L	5.0	1		02/17/23 17:09	75-71-8	
1,1-Dichloroethane	ND	ug/L	5.0	1		02/17/23 17:09	75-34-3	
1,2-Dichloroethane	ND	ug/L	5.0	1		02/17/23 17:09	107-06-2	
1,1-Dichloroethene	ND	ug/L	5.0	1		02/17/23 17:09	75-35-4	
cis-1,2-Dichloroethene	ND	ug/L	5.0	1		02/17/23 17:09	156-59-2	
trans-1,2-Dichloroethene	ND	ug/L	5.0	1		02/17/23 17:09	156-60-5	
1,2-Dichloropropane	ND	ug/L	5.0	1		02/17/23 17:09	78-87-5	
1,3-Dichloropropane	ND	ug/L	5.0	1		02/17/23 17:09	142-28-9	
2,2-Dichloropropane	ND	ug/L	5.0	1		02/17/23 17:09	594-20-7	
1,1-Dichloropropene	ND	ug/L	5.0	1		02/17/23 17:09	563-58-6	
cis-1,3-Dichloropropene	ND	ug/L	5.0	1		02/17/23 17:09	10061-01-5	
trans-1,3-Dichloropropene	ND	ug/L	5.0	1		02/17/23 17:09	10061-02-6	
Ethylbenzene	ND	ug/L	5.0	1		02/17/23 17:09	100-41-4	
Ethyl methacrylate	ND	ug/L	100	1		02/17/23 17:09	97-63-2	
Hexachloro-1,3-butadiene	ND	ug/L	5.0	1		02/17/23 17:09	87-68-3	
n-Hexane	ND	ug/L	5.0	1		02/17/23 17:09	110-54-3	
2-Hexanone	ND	ug/L	25.0	1		02/17/23 17:09	591-78-6	
Iodomethane	ND	ug/L	10.0	1		02/17/23 17:09	74-88-4	

This report shall not be reproduced, except in full,
without the written consent of Pace Analytical Services, LLC.

Pace Analytical Services, LLC
7726 Moller Road
Indianapolis, IN 46268
(317)228-3100

ANALYTICAL RESULTS

Project: HRID 1Q2023
Pace Project No.: 50337537

Sample: MW-58S **Lab ID: 50337537003** Collected: 02/14/23 09:50 Received: 02/15/23 16:51 Matrix: Water

Parameters	Results	Units	Report Limit	DF	Prepared	Analyzed	CAS No.	Qual
8260 MSV Indiana	Analytical Method: EPA 5030/8260							
	Pace Analytical Services - Indianapolis							
Isopropylbenzene (Cumene)	ND	ug/L	5.0	1		02/17/23 17:09	98-82-8	
p-Isopropyltoluene	ND	ug/L	5.0	1		02/17/23 17:09	99-87-6	
Methylene Chloride	ND	ug/L	5.0	1		02/17/23 17:09	75-09-2	
1-Methylnaphthalene	ND	ug/L	10.0	1		02/17/23 17:09	90-12-0	
2-Methylnaphthalene	ND	ug/L	10.0	1		02/17/23 17:09	91-57-6	
4-Methyl-2-pentanone (MIBK)	ND	ug/L	25.0	1		02/17/23 17:09	108-10-1	
Methyl-tert-butyl ether	ND	ug/L	4.0	1		02/17/23 17:09	1634-04-4	
Naphthalene	ND	ug/L	1.2	1		02/17/23 17:09	91-20-3	
n-Propylbenzene	ND	ug/L	5.0	1		02/17/23 17:09	103-65-1	
Styrene	ND	ug/L	5.0	1		02/17/23 17:09	100-42-5	
1,1,1,2-Tetrachloroethane	ND	ug/L	5.0	1		02/17/23 17:09	630-20-6	
1,1,2,2-Tetrachloroethane	ND	ug/L	5.0	1		02/17/23 17:09	79-34-5	
Tetrachloroethene	ND	ug/L	5.0	1		02/17/23 17:09	127-18-4	
Toluene	ND	ug/L	5.0	1		02/17/23 17:09	108-88-3	
1,2,3-Trichlorobenzene	ND	ug/L	5.0	1		02/17/23 17:09	87-61-6	
1,2,4-Trichlorobenzene	ND	ug/L	5.0	1		02/17/23 17:09	120-82-1	
1,1,1-Trichloroethane	ND	ug/L	5.0	1		02/17/23 17:09	71-55-6	
1,1,2-Trichloroethane	ND	ug/L	5.0	1		02/17/23 17:09	79-00-5	
Trichloroethene	ND	ug/L	5.0	1		02/17/23 17:09	79-01-6	
Trichlorofluoromethane	ND	ug/L	5.0	1		02/17/23 17:09	75-69-4	
1,2,3-Trichloropropane	ND	ug/L	5.0	1		02/17/23 17:09	96-18-4	
1,2,4-Trimethylbenzene	ND	ug/L	5.0	1		02/17/23 17:09	95-63-6	
1,3,5-Trimethylbenzene	ND	ug/L	5.0	1		02/17/23 17:09	108-67-8	
Vinyl acetate	ND	ug/L	50.0	1		02/17/23 17:09	108-05-4	L1
Vinyl chloride	ND	ug/L	2.0	1		02/17/23 17:09	75-01-4	
Xylene (Total)	ND	ug/L	10.0	1		02/17/23 17:09	1330-20-7	
Surrogates								
Dibromofluoromethane (S)	97	%.	82-128	1		02/17/23 17:09	1868-53-7	
4-Bromofluorobenzene (S)	99	%.	79-124	1		02/17/23 17:09	460-00-4	
Toluene-d8 (S)	101	%.	73-122	1		02/17/23 17:09	2037-26-5	

This report shall not be reproduced, except in full,
without the written consent of Pace Analytical Services, LLC.

Pace Analytical Services, LLC
7726 Moller Road
Indianapolis, IN 46268
(317)228-3100

ANALYTICAL RESULTS

Project: HRID 1Q2023
Pace Project No.: 50337537

Sample: MW-55D **Lab ID: 50337537004** Collected: 02/13/23 16:17 Received: 02/15/23 16:51 Matrix: Water

Parameters	Results	Units	Report Limit	DF	Prepared	Analyzed	CAS No.	Qual
8260 MSV Indiana	Analytical Method: EPA 5030/8260							
	Pace Analytical Services - Indianapolis							
Acetone	ND	ug/L	100	1		02/20/23 12:38	67-64-1	
Acrolein	ND	ug/L	50.0	1		02/20/23 12:38	107-02-8	
Acrylonitrile	ND	ug/L	100	1		02/20/23 12:38	107-13-1	
Benzene	ND	ug/L	5.0	1		02/20/23 12:38	71-43-2	
Bromobenzene	ND	ug/L	5.0	1		02/20/23 12:38	108-86-1	
Bromochloromethane	ND	ug/L	5.0	1		02/20/23 12:38	74-97-5	
Bromodichloromethane	ND	ug/L	5.0	1		02/20/23 12:38	75-27-4	
Bromoform	ND	ug/L	5.0	1		02/20/23 12:38	75-25-2	
Bromomethane	ND	ug/L	5.0	1		02/20/23 12:38	74-83-9	
2-Butanone (MEK)	ND	ug/L	25.0	1		02/20/23 12:38	78-93-3	
n-Butylbenzene	ND	ug/L	5.0	1		02/20/23 12:38	104-51-8	
sec-Butylbenzene	ND	ug/L	5.0	1		02/20/23 12:38	135-98-8	
tert-Butylbenzene	ND	ug/L	5.0	1		02/20/23 12:38	98-06-6	
Carbon disulfide	ND	ug/L	10.0	1		02/20/23 12:38	75-15-0	
Carbon tetrachloride	ND	ug/L	5.0	1		02/20/23 12:38	56-23-5	
Chlorobenzene	ND	ug/L	5.0	1		02/20/23 12:38	108-90-7	
Chloroethane	ND	ug/L	5.0	1		02/20/23 12:38	75-00-3	
Chloroform	ND	ug/L	5.0	1		02/20/23 12:38	67-66-3	
Chloromethane	ND	ug/L	5.0	1		02/20/23 12:38	74-87-3	
2-Chlorotoluene	ND	ug/L	5.0	1		02/20/23 12:38	95-49-8	
4-Chlorotoluene	ND	ug/L	5.0	1		02/20/23 12:38	106-43-4	
Dibromochloromethane	ND	ug/L	5.0	1		02/20/23 12:38	124-48-1	
1,2-Dibromoethane (EDB)	ND	ug/L	5.0	1		02/20/23 12:38	106-93-4	
Dibromomethane	ND	ug/L	5.0	1		02/20/23 12:38	74-95-3	
1,2-Dichlorobenzene	ND	ug/L	5.0	1		02/20/23 12:38	95-50-1	
1,3-Dichlorobenzene	ND	ug/L	5.0	1		02/20/23 12:38	541-73-1	
1,4-Dichlorobenzene	ND	ug/L	5.0	1		02/20/23 12:38	106-46-7	
trans-1,4-Dichloro-2-butene	ND	ug/L	100	1		02/20/23 12:38	110-57-6	
Dichlorodifluoromethane	ND	ug/L	5.0	1		02/20/23 12:38	75-71-8	
1,1-Dichloroethane	ND	ug/L	5.0	1		02/20/23 12:38	75-34-3	
1,2-Dichloroethane	ND	ug/L	5.0	1		02/20/23 12:38	107-06-2	
1,1-Dichloroethene	ND	ug/L	5.0	1		02/20/23 12:38	75-35-4	
cis-1,2-Dichloroethene	**144**	ug/L	5.0	1		02/20/23 12:38	156-59-2	
trans-1,2-Dichloroethene	ND	ug/L	5.0	1		02/20/23 12:38	156-60-5	
1,2-Dichloropropane	ND	ug/L	5.0	1		02/20/23 12:38	78-87-5	
1,3-Dichloropropane	ND	ug/L	5.0	1		02/20/23 12:38	142-28-9	
2,2-Dichloropropane	ND	ug/L	5.0	1		02/20/23 12:38	594-20-7	
1,1-Dichloropropene	ND	ug/L	5.0	1		02/20/23 12:38	563-58-6	
cis-1,3-Dichloropropene	ND	ug/L	5.0	1		02/20/23 12:38	10061-01-5	
trans-1,3-Dichloropropene	ND	ug/L	5.0	1		02/20/23 12:38	10061-02-6	
Ethylbenzene	ND	ug/L	5.0	1		02/20/23 12:38	100-41-4	
Ethyl methacrylate	ND	ug/L	100	1		02/20/23 12:38	97-63-2	
Hexachloro-1,3-butadiene	ND	ug/L	5.0	1		02/20/23 12:38	87-68-3	
n-Hexane	ND	ug/L	5.0	1		02/20/23 12:38	110-54-3	
2-Hexanone	ND	ug/L	25.0	1		02/20/23 12:38	591-78-6	
Iodomethane	ND	ug/L	10.0	1		02/20/23 12:38	74-88-4	

This report shall not be reproduced, except in full,
without the written consent of Pace Analytical Services, LLC.

Pace Analytical Services, LLC
7726 Moller Road
Indianapolis, IN 46268
(317)228-3100

ANALYTICAL RESULTS

Project: HRID 1Q2023
Pace Project No.: 50337537

Sample: MW-55D **Lab ID: 50337537004** Collected: 02/13/23 16:17 Received: 02/15/23 16:51 Matrix: Water

Parameters	Results	Units	Report Limit	DF	Prepared	Analyzed	CAS No.	Qual
8260 MSV Indiana	Analytical Method: EPA 5030/8260							
	Pace Analytical Services - Indianapolis							
Isopropylbenzene (Cumene)	ND	ug/L	5.0	1		02/20/23 12:38	98-82-8	
p-Isopropyltoluene	ND	ug/L	5.0	1		02/20/23 12:38	99-87-6	
Methylene Chloride	ND	ug/L	5.0	1		02/20/23 12:38	75-09-2	
1-Methylnaphthalene	ND	ug/L	10.0	1		02/20/23 12:38	90-12-0	
2-Methylnaphthalene	ND	ug/L	10.0	1		02/20/23 12:38	91-57-6	
4-Methyl-2-pentanone (MIBK)	ND	ug/L	25.0	1		02/20/23 12:38	108-10-1	
Methyl-tert-butyl ether	ND	ug/L	4.0	1		02/20/23 12:38	1634-04-4	
Naphthalene	ND	ug/L	1.2	1		02/20/23 12:38	91-20-3	
n-Propylbenzene	ND	ug/L	5.0	1		02/20/23 12:38	103-65-1	
Styrene	ND	ug/L	5.0	1		02/20/23 12:38	100-42-5	
1,1,1,2-Tetrachloroethane	ND	ug/L	5.0	1		02/20/23 12:38	630-20-6	
1,1,2,2-Tetrachloroethane	ND	ug/L	5.0	1		02/20/23 12:38	79-34-5	
Tetrachloroethene	ND	ug/L	5.0	1		02/20/23 12:38	127-18-4	
Toluene	ND	ug/L	5.0	1		02/20/23 12:38	108-88-3	
1,2,3-Trichlorobenzene	ND	ug/L	5.0	1		02/20/23 12:38	87-61-6	
1,2,4-Trichlorobenzene	ND	ug/L	5.0	1		02/20/23 12:38	120-82-1	
1,1,1-Trichloroethane	ND	ug/L	5.0	1		02/20/23 12:38	71-55-6	
1,1,2-Trichloroethane	ND	ug/L	5.0	1		02/20/23 12:38	79-00-5	
Trichloroethene	**8.4**	ug/L	5.0	1		02/20/23 12:38	79-01-6	
Trichlorofluoromethane	ND	ug/L	5.0	1		02/20/23 12:38	75-69-4	
1,2,3-Trichloropropane	ND	ug/L	5.0	1		02/20/23 12:38	96-18-4	
1,2,4-Trimethylbenzene	ND	ug/L	5.0	1		02/20/23 12:38	95-63-6	
1,3,5-Trimethylbenzene	ND	ug/L	5.0	1		02/20/23 12:38	108-67-8	
Vinyl acetate	ND	ug/L	50.0	1		02/20/23 12:38	108-05-4	L1
Vinyl chloride	**41.9**	ug/L	2.0	1		02/20/23 12:38	75-01-4	
Xylene (Total)	ND	ug/L	10.0	1		02/20/23 12:38	1330-20-7	
Surrogates								
Dibromofluoromethane (S)	98	%.	82-128	1		02/20/23 12:38	1868-53-7	
4-Bromofluorobenzene (S)	99	%.	79-124	1		02/20/23 12:38	460-00-4	
Toluene-d8 (S)	100	%.	73-122	1		02/20/23 12:38	2037-26-5	

This report shall not be reproduced, except in full,
without the written consent of Pace Analytical Services, LLC.

Pace Analytical Services, LLC
7726 Moller Road
Indianapolis, IN 46268
(317)228-3100

ANALYTICAL RESULTS

Project: HRID 1Q2023
Pace Project No.: 50337537

Sample: MW-54D **Lab ID: 50337537005** Collected: 02/13/23 15:40 Received: 02/15/23 16:51 Matrix: Water

Parameters	Results	Units	Report Limit	DF	Prepared	Analyzed	CAS No.	Qual
8260 MSV Indiana	Analytical Method: EPA 5030/8260							
	Pace Analytical Services - Indianapolis							
Acetone	ND	ug/L	100	1		02/20/23 13:07	67-64-1	
Acrolein	ND	ug/L	50.0	1		02/20/23 13:07	107-02-8	
Acrylonitrile	ND	ug/L	100	1		02/20/23 13:07	107-13-1	
Benzene	ND	ug/L	5.0	1		02/20/23 13:07	71-43-2	
Bromobenzene	ND	ug/L	5.0	1		02/20/23 13:07	108-86-1	
Bromochloromethane	ND	ug/L	5.0	1		02/20/23 13:07	74-97-5	
Bromodichloromethane	ND	ug/L	5.0	1		02/20/23 13:07	75-27-4	
Bromoform	ND	ug/L	5.0	1		02/20/23 13:07	75-25-2	
Bromomethane	ND	ug/L	5.0	1		02/20/23 13:07	74-83-9	
2-Butanone (MEK)	ND	ug/L	25.0	1		02/20/23 13:07	78-93-3	
n-Butylbenzene	ND	ug/L	5.0	1		02/20/23 13:07	104-51-8	
sec-Butylbenzene	ND	ug/L	5.0	1		02/20/23 13:07	135-98-8	
tert-Butylbenzene	ND	ug/L	5.0	1		02/20/23 13:07	98-06-6	
Carbon disulfide	ND	ug/L	10.0	1		02/20/23 13:07	75-15-0	
Carbon tetrachloride	ND	ug/L	5.0	1		02/20/23 13:07	56-23-5	
Chlorobenzene	ND	ug/L	5.0	1		02/20/23 13:07	108-90-7	
Chloroethane	ND	ug/L	5.0	1		02/20/23 13:07	75-00-3	
Chloroform	ND	ug/L	5.0	1		02/20/23 13:07	67-66-3	
Chloromethane	ND	ug/L	5.0	1		02/20/23 13:07	74-87-3	
2-Chlorotoluene	ND	ug/L	5.0	1		02/20/23 13:07	95-49-8	
4-Chlorotoluene	ND	ug/L	5.0	1		02/20/23 13:07	106-43-4	
Dibromochloromethane	ND	ug/L	5.0	1		02/20/23 13:07	124-48-1	
1,2-Dibromoethane (EDB)	ND	ug/L	5.0	1		02/20/23 13:07	106-93-4	
Dibromomethane	ND	ug/L	5.0	1		02/20/23 13:07	74-95-3	
1,2-Dichlorobenzene	ND	ug/L	5.0	1		02/20/23 13:07	95-50-1	
1,3-Dichlorobenzene	ND	ug/L	5.0	1		02/20/23 13:07	541-73-1	
1,4-Dichlorobenzene	ND	ug/L	5.0	1		02/20/23 13:07	106-46-7	
trans-1,4-Dichloro-2-butene	ND	ug/L	100	1		02/20/23 13:07	110-57-6	
Dichlorodifluoromethane	ND	ug/L	5.0	1		02/20/23 13:07	75-71-8	
1,1-Dichloroethane	ND	ug/L	5.0	1		02/20/23 13:07	75-34-3	
1,2-Dichloroethane	ND	ug/L	5.0	1		02/20/23 13:07	107-06-2	
1,1-Dichloroethene	ND	ug/L	5.0	1		02/20/23 13:07	75-35-4	
cis-1,2-Dichloroethene	**517**	ug/L	50.0	10		02/17/23 18:36	156-59-2	
trans-1,2-Dichloroethene	**72.6**	ug/L	5.0	1		02/20/23 13:07	156-60-5	
1,2-Dichloropropane	ND	ug/L	5.0	1		02/20/23 13:07	78-87-5	
1,3-Dichloropropane	ND	ug/L	5.0	1		02/20/23 13:07	142-28-9	
2,2-Dichloropropane	ND	ug/L	5.0	1		02/20/23 13:07	594-20-7	
1,1-Dichloropropene	ND	ug/L	5.0	1		02/20/23 13:07	563-58-6	
cis-1,3-Dichloropropene	ND	ug/L	5.0	1		02/20/23 13:07	10061-01-5	
trans-1,3-Dichloropropene	ND	ug/L	5.0	1		02/20/23 13:07	10061-02-6	
Ethylbenzene	ND	ug/L	5.0	1		02/20/23 13:07	100-41-4	
Ethyl methacrylate	ND	ug/L	100	1		02/20/23 13:07	97-63-2	
Hexachloro-1,3-butadiene	ND	ug/L	5.0	1		02/20/23 13:07	87-68-3	
n-Hexane	ND	ug/L	5.0	1		02/20/23 13:07	110-54-3	
2-Hexanone	ND	ug/L	25.0	1		02/20/23 13:07	591-78-6	
Iodomethane	ND	ug/L	10.0	1		02/20/23 13:07	74-88-4	

This report shall not be reproduced, except in full,
without the written consent of Pace Analytical Services, LLC.

Pace Analytical Services, LLC
7726 Moller Road
Indianapolis, IN 46268
(317)228-3100

ANALYTICAL RESULTS

Project: HRID 1Q2023
Pace Project No.: 50337537

Sample: MW-54D **Lab ID: 50337537005** Collected: 02/13/23 15:40 Received: 02/15/23 16:51 Matrix: Water

Parameters	Results	Units	Report Limit	DF	Prepared	Analyzed	CAS No.	Qual
8260 MSV Indiana	Analytical Method: EPA 5030/8260							
	Pace Analytical Services - Indianapolis							
Isopropylbenzene (Cumene)	ND	ug/L	5.0	1		02/20/23 13:07	98-82-8	
p-Isopropyltoluene	ND	ug/L	5.0	1		02/20/23 13:07	99-87-6	
Methylene Chloride	ND	ug/L	5.0	1		02/20/23 13:07	75-09-2	
1-Methylnaphthalene	ND	ug/L	10.0	1		02/20/23 13:07	90-12-0	
2-Methylnaphthalene	ND	ug/L	10.0	1		02/20/23 13:07	91-57-6	
4-Methyl-2-pentanone (MIBK)	ND	ug/L	25.0	1		02/20/23 13:07	108-10-1	
Methyl-tert-butyl ether	ND	ug/L	4.0	1		02/20/23 13:07	1634-04-4	
Naphthalene	ND	ug/L	1.2	1		02/20/23 13:07	91-20-3	
n-Propylbenzene	ND	ug/L	5.0	1		02/20/23 13:07	103-65-1	
Styrene	ND	ug/L	5.0	1		02/20/23 13:07	100-42-5	
1,1,1,2-Tetrachloroethane	ND	ug/L	5.0	1		02/20/23 13:07	630-20-6	
1,1,2,2-Tetrachloroethane	ND	ug/L	5.0	1		02/20/23 13:07	79-34-5	
Tetrachloroethene	ND	ug/L	5.0	1		02/20/23 13:07	127-18-4	
Toluene	ND	ug/L	5.0	1		02/20/23 13:07	108-88-3	
1,2,3-Trichlorobenzene	ND	ug/L	5.0	1		02/20/23 13:07	87-61-6	
1,2,4-Trichlorobenzene	ND	ug/L	5.0	1		02/20/23 13:07	120-82-1	
1,1,1-Trichloroethane	ND	ug/L	5.0	1		02/20/23 13:07	71-55-6	
1,1,2-Trichloroethane	ND	ug/L	5.0	1		02/20/23 13:07	79-00-5	
Trichloroethene	ND	ug/L	5.0	1		02/20/23 13:07	79-01-6	
Trichlorofluoromethane	ND	ug/L	5.0	1		02/20/23 13:07	75-69-4	
1,2,3-Trichloropropane	ND	ug/L	5.0	1		02/20/23 13:07	96-18-4	
1,2,4-Trimethylbenzene	ND	ug/L	5.0	1		02/20/23 13:07	95-63-6	
1,3,5-Trimethylbenzene	ND	ug/L	5.0	1		02/20/23 13:07	108-67-8	
Vinyl acetate	ND	ug/L	50.0	1		02/20/23 13:07	108-05-4	L1
Vinyl chloride	**12.4**	ug/L	2.0	1		02/20/23 13:07	75-01-4	
Xylene (Total)	ND	ug/L	10.0	1		02/20/23 13:07	1330-20-7	
Surrogates								
Dibromofluoromethane (S)	100	%.	82-128	1		02/20/23 13:07	1868-53-7	
4-Bromofluorobenzene (S)	98	%.	79-124	1		02/20/23 13:07	460-00-4	
Toluene-d8 (S)	99	%.	73-122	1		02/20/23 13:07	2037-26-5	

This report shall not be reproduced, except in full,
without the written consent of Pace Analytical Services, LLC.

Pace Analytical Services, LLC
7726 Moller Road
Indianapolis, IN 46268
(317)228-3100

ANALYTICAL RESULTS

Project: HRID 1Q2023
Pace Project No.: 50337537

Sample: MW-54S **Lab ID: 50337537006** Collected: 02/13/23 15:09 Received: 02/15/23 16:51 Matrix: Water

Parameters	Results	Units	Report Limit	DF	Prepared	Analyzed	CAS No.	Qual
8260 MSV Indiana	Analytical Method: EPA 5030/8260							
	Pace Analytical Services - Indianapolis							
Acetone	ND	ug/L	100	1		02/17/23 19:05	67-64-1	
Acrolein	ND	ug/L	50.0	1		02/17/23 19:05	107-02-8	L1
Acrylonitrile	ND	ug/L	100	1		02/17/23 19:05	107-13-1	
Benzene	ND	ug/L	5.0	1		02/17/23 19:05	71-43-2	
Bromobenzene	ND	ug/L	5.0	1		02/17/23 19:05	108-86-1	
Bromochloromethane	ND	ug/L	5.0	1		02/17/23 19:05	74-97-5	
Bromodichloromethane	ND	ug/L	5.0	1		02/17/23 19:05	75-27-4	
Bromoform	ND	ug/L	5.0	1		02/17/23 19:05	75-25-2	
Bromomethane	ND	ug/L	5.0	1		02/17/23 19:05	74-83-9	
2-Butanone (MEK)	ND	ug/L	25.0	1		02/17/23 19:05	78-93-3	
n-Butylbenzene	ND	ug/L	5.0	1		02/17/23 19:05	104-51-8	
sec-Butylbenzene	ND	ug/L	5.0	1		02/17/23 19:05	135-98-8	
tert-Butylbenzene	ND	ug/L	5.0	1		02/17/23 19:05	98-06-6	
Carbon disulfide	ND	ug/L	10.0	1		02/17/23 19:05	75-15-0	
Carbon tetrachloride	ND	ug/L	5.0	1		02/17/23 19:05	56-23-5	
Chlorobenzene	ND	ug/L	5.0	1		02/17/23 19:05	108-90-7	
Chloroethane	ND	ug/L	5.0	1		02/17/23 19:05	75-00-3	
Chloroform	ND	ug/L	5.0	1		02/17/23 19:05	67-66-3	
Chloromethane	ND	ug/L	5.0	1		02/17/23 19:05	74-87-3	
2-Chlorotoluene	ND	ug/L	5.0	1		02/17/23 19:05	95-49-8	
4-Chlorotoluene	ND	ug/L	5.0	1		02/17/23 19:05	106-43-4	
Dibromochloromethane	ND	ug/L	5.0	1		02/17/23 19:05	124-48-1	
1,2-Dibromoethane (EDB)	ND	ug/L	5.0	1		02/17/23 19:05	106-93-4	
Dibromomethane	ND	ug/L	5.0	1		02/17/23 19:05	74-95-3	
1,2-Dichlorobenzene	ND	ug/L	5.0	1		02/17/23 19:05	95-50-1	
1,3-Dichlorobenzene	ND	ug/L	5.0	1		02/17/23 19:05	541-73-1	
1,4-Dichlorobenzene	ND	ug/L	5.0	1		02/17/23 19:05	106-46-7	
trans-1,4-Dichloro-2-butene	ND	ug/L	100	1		02/17/23 19:05	110-57-6	
Dichlorodifluoromethane	ND	ug/L	5.0	1		02/17/23 19:05	75-71-8	
1,1-Dichloroethane	ND	ug/L	5.0	1		02/17/23 19:05	75-34-3	
1,2-Dichloroethane	ND	ug/L	5.0	1		02/17/23 19:05	107-06-2	
1,1-Dichloroethene	ND	ug/L	5.0	1		02/17/23 19:05	75-35-4	
cis-1,2-Dichloroethene	ND	ug/L	5.0	1		02/17/23 19:05	156-59-2	
trans-1,2-Dichloroethene	ND	ug/L	5.0	1		02/17/23 19:05	156-60-5	
1,2-Dichloropropane	ND	ug/L	5.0	1		02/17/23 19:05	78-87-5	
1,3-Dichloropropane	ND	ug/L	5.0	1		02/17/23 19:05	142-28-9	
2,2-Dichloropropane	ND	ug/L	5.0	1		02/17/23 19:05	594-20-7	
1,1-Dichloropropene	ND	ug/L	5.0	1		02/17/23 19:05	563-58-6	
cis-1,3-Dichloropropene	ND	ug/L	5.0	1		02/17/23 19:05	10061-01-5	
trans-1,3-Dichloropropene	ND	ug/L	5.0	1		02/17/23 19:05	10061-02-6	
Ethylbenzene	ND	ug/L	5.0	1		02/17/23 19:05	100-41-4	
Ethyl methacrylate	ND	ug/L	100	1		02/17/23 19:05	97-63-2	
Hexachloro-1,3-butadiene	ND	ug/L	5.0	1		02/17/23 19:05	87-68-3	
n-Hexane	ND	ug/L	5.0	1		02/17/23 19:05	110-54-3	
2-Hexanone	ND	ug/L	25.0	1		02/17/23 19:05	591-78-6	
Iodomethane	ND	ug/L	10.0	1		02/17/23 19:05	74-88-4	

This report shall not be reproduced, except in full,
without the written consent of Pace Analytical Services, LLC.

Pace Analytical Services, LLC
7726 Moller Road
Indianapolis, IN 46268
(317)228-3100

ANALYTICAL RESULTS

Project: HRID 1Q2023
Pace Project No.: 50337537

Sample: MW-54S **Lab ID: 50337537006** Collected: 02/13/23 15:09 Received: 02/15/23 16:51 Matrix: Water

Parameters	Results	Units	Report Limit	DF	Prepared	Analyzed	CAS No.	Qual
8260 MSV Indiana	Analytical Method: EPA 5030/8260							
	Pace Analytical Services - Indianapolis							
Isopropylbenzene (Cumene)	ND	ug/L	5.0	1		02/17/23 19:05	98-82-8	
p-Isopropyltoluene	ND	ug/L	5.0	1		02/17/23 19:05	99-87-6	
Methylene Chloride	ND	ug/L	5.0	1		02/17/23 19:05	75-09-2	
1-Methylnaphthalene	ND	ug/L	10.0	1		02/17/23 19:05	90-12-0	
2-Methylnaphthalene	ND	ug/L	10.0	1		02/17/23 19:05	91-57-6	
4-Methyl-2-pentanone (MIBK)	ND	ug/L	25.0	1		02/17/23 19:05	108-10-1	
Methyl-tert-butyl ether	ND	ug/L	4.0	1		02/17/23 19:05	1634-04-4	
Naphthalene	ND	ug/L	1.2	1		02/17/23 19:05	91-20-3	
n-Propylbenzene	ND	ug/L	5.0	1		02/17/23 19:05	103-65-1	
Styrene	ND	ug/L	5.0	1		02/17/23 19:05	100-42-5	
1,1,1,2-Tetrachloroethane	ND	ug/L	5.0	1		02/17/23 19:05	630-20-6	
1,1,2,2-Tetrachloroethane	ND	ug/L	5.0	1		02/17/23 19:05	79-34-5	
Tetrachloroethene	ND	ug/L	5.0	1		02/17/23 19:05	127-18-4	
Toluene	ND	ug/L	5.0	1		02/17/23 19:05	108-88-3	
1,2,3-Trichlorobenzene	ND	ug/L	5.0	1		02/17/23 19:05	87-61-6	
1,2,4-Trichlorobenzene	ND	ug/L	5.0	1		02/17/23 19:05	120-82-1	
1,1,1-Trichloroethane	ND	ug/L	5.0	1		02/17/23 19:05	71-55-6	
1,1,2-Trichloroethane	ND	ug/L	5.0	1		02/17/23 19:05	79-00-5	
Trichloroethene	**11.9**	ug/L	5.0	1		02/17/23 19:05	79-01-6	
Trichlorofluoromethane	ND	ug/L	5.0	1		02/17/23 19:05	75-69-4	
1,2,3-Trichloropropane	ND	ug/L	5.0	1		02/17/23 19:05	96-18-4	
1,2,4-Trimethylbenzene	ND	ug/L	5.0	1		02/17/23 19:05	95-63-6	
1,3,5-Trimethylbenzene	ND	ug/L	5.0	1		02/17/23 19:05	108-67-8	
Vinyl acetate	ND	ug/L	50.0	1		02/17/23 19:05	108-05-4	L1
Vinyl chloride	ND	ug/L	2.0	1		02/17/23 19:05	75-01-4	
Xylene (Total)	ND	ug/L	10.0	1		02/17/23 19:05	1330-20-7	
Surrogates								
Dibromofluoromethane (S)	97	%.	82-128	1		02/17/23 19:05	1868-53-7	
4-Bromofluorobenzene (S)	98	%.	79-124	1		02/17/23 19:05	460-00-4	
Toluene-d8 (S)	101	%.	73-122	1		02/17/23 19:05	2037-26-5	

This report shall not be reproduced, except in full,
without the written consent of Pace Analytical Services, LLC.

Pace Analytical Services, LLC
7726 Moller Road
Indianapolis, IN 46268
(317)228-3100

ANALYTICAL RESULTS

Project: HRID 1Q2023
Pace Project No.: 50337537

Sample: MW-57D **Lab ID: 50337537007** Collected: 02/14/23 10:39 Received: 02/15/23 16:51 Matrix: Water

Parameters	Results	Units	Report Limit	DF	Prepared	Analyzed	CAS No.	Qual
8260 MSV Indiana	Analytical Method: EPA 5030/8260							
	Pace Analytical Services - Indianapolis							
Acetone	ND	ug/L	100	1		02/17/23 12:32	67-64-1	
Acrolein	ND	ug/L	50.0	1		02/17/23 12:32	107-02-8	
Acrylonitrile	ND	ug/L	100	1		02/17/23 12:32	107-13-1	
Benzene	ND	ug/L	5.0	1		02/17/23 12:32	71-43-2	
Bromobenzene	ND	ug/L	5.0	1		02/17/23 12:32	108-86-1	
Bromochloromethane	ND	ug/L	5.0	1		02/17/23 12:32	74-97-5	
Bromodichloromethane	ND	ug/L	5.0	1		02/17/23 12:32	75-27-4	
Bromoform	ND	ug/L	5.0	1		02/17/23 12:32	75-25-2	
Bromomethane	ND	ug/L	5.0	1		02/17/23 12:32	74-83-9	
2-Butanone (MEK)	ND	ug/L	25.0	1		02/17/23 12:32	78-93-3	
n-Butylbenzene	ND	ug/L	5.0	1		02/17/23 12:32	104-51-8	
sec-Butylbenzene	ND	ug/L	5.0	1		02/17/23 12:32	135-98-8	
tert-Butylbenzene	ND	ug/L	5.0	1		02/17/23 12:32	98-06-6	
Carbon disulfide	ND	ug/L	10.0	1		02/17/23 12:32	75-15-0	
Carbon tetrachloride	ND	ug/L	5.0	1		02/17/23 12:32	56-23-5	
Chlorobenzene	ND	ug/L	5.0	1		02/17/23 12:32	108-90-7	
Chloroethane	ND	ug/L	5.0	1		02/17/23 12:32	75-00-3	
Chloroform	ND	ug/L	5.0	1		02/17/23 12:32	67-66-3	
Chloromethane	ND	ug/L	5.0	1		02/17/23 12:32	74-87-3	
2-Chlorotoluene	ND	ug/L	5.0	1		02/17/23 12:32	95-49-8	
4-Chlorotoluene	ND	ug/L	5.0	1		02/17/23 12:32	106-43-4	
Dibromochloromethane	ND	ug/L	5.0	1		02/17/23 12:32	124-48-1	
1,2-Dibromoethane (EDB)	ND	ug/L	5.0	1		02/17/23 12:32	106-93-4	
Dibromomethane	ND	ug/L	5.0	1		02/17/23 12:32	74-95-3	
1,2-Dichlorobenzene	ND	ug/L	5.0	1		02/17/23 12:32	95-50-1	
1,3-Dichlorobenzene	ND	ug/L	5.0	1		02/17/23 12:32	541-73-1	
1,4-Dichlorobenzene	ND	ug/L	5.0	1		02/17/23 12:32	106-46-7	
trans-1,4-Dichloro-2-butene	ND	ug/L	100	1		02/17/23 12:32	110-57-6	
Dichlorodifluoromethane	ND	ug/L	5.0	1		02/17/23 12:32	75-71-8	
1,1-Dichloroethane	ND	ug/L	5.0	1		02/17/23 12:32	75-34-3	
1,2-Dichloroethane	ND	ug/L	5.0	1		02/17/23 12:32	107-06-2	
1,1-Dichloroethene	ND	ug/L	5.0	1		02/17/23 12:32	75-35-4	
cis-1,2-Dichloroethene	**1750**	ug/L	125	25		02/17/23 13:01	156-59-2	
trans-1,2-Dichloroethene	**162**	ug/L	5.0	1		02/17/23 12:32	156-60-5	
1,2-Dichloropropane	ND	ug/L	5.0	1		02/17/23 12:32	78-87-5	
1,3-Dichloropropane	ND	ug/L	5.0	1		02/17/23 12:32	142-28-9	
2,2-Dichloropropane	ND	ug/L	5.0	1		02/17/23 12:32	594-20-7	
1,1-Dichloropropene	ND	ug/L	5.0	1		02/17/23 12:32	563-58-6	
cis-1,3-Dichloropropene	ND	ug/L	5.0	1		02/17/23 12:32	10061-01-5	
trans-1,3-Dichloropropene	ND	ug/L	5.0	1		02/17/23 12:32	10061-02-6	
Ethylbenzene	ND	ug/L	5.0	1		02/17/23 12:32	100-41-4	
Ethyl methacrylate	ND	ug/L	100	1		02/17/23 12:32	97-63-2	
Hexachloro-1,3-butadiene	ND	ug/L	5.0	1		02/17/23 12:32	87-68-3	
n-Hexane	ND	ug/L	5.0	1		02/17/23 12:32	110-54-3	
2-Hexanone	ND	ug/L	25.0	1		02/17/23 12:32	591-78-6	
Iodomethane	ND	ug/L	10.0	1		02/17/23 12:32	74-88-4	

This report shall not be reproduced, except in full,
without the written consent of Pace Analytical Services, LLC.

Pace Analytical Services, LLC
7726 Moller Road
Indianapolis, IN 46268
(317)228-3100

ANALYTICAL RESULTS

Project: HRID 1Q2023
Pace Project No.: 50337537

Sample: MW-57D **Lab ID: 50337537007** Collected: 02/14/23 10:39 Received: 02/15/23 16:51 Matrix: Water

Parameters	Results	Units	Report Limit	DF	Prepared	Analyzed	CAS No.	Qual
8260 MSV Indiana	Analytical Method: EPA 5030/8260							
	Pace Analytical Services - Indianapolis							
Isopropylbenzene (Cumene)	ND	ug/L	5.0	1		02/17/23 12:32	98-82-8	
p-Isopropyltoluene	ND	ug/L	5.0	1		02/17/23 12:32	99-87-6	
Methylene Chloride	ND	ug/L	5.0	1		02/17/23 12:32	75-09-2	
1-Methylnaphthalene	ND	ug/L	10.0	1		02/17/23 12:32	90-12-0	
2-Methylnaphthalene	ND	ug/L	10.0	1		02/17/23 12:32	91-57-6	
4-Methyl-2-pentanone (MIBK)	ND	ug/L	25.0	1		02/17/23 12:32	108-10-1	
Methyl-tert-butyl ether	ND	ug/L	4.0	1		02/17/23 12:32	1634-04-4	
Naphthalene	ND	ug/L	1.2	1		02/17/23 12:32	91-20-3	
n-Propylbenzene	ND	ug/L	5.0	1		02/17/23 12:32	103-65-1	
Styrene	ND	ug/L	5.0	1		02/17/23 12:32	100-42-5	
1,1,1,2-Tetrachloroethane	ND	ug/L	5.0	1		02/17/23 12:32	630-20-6	
1,1,2,2-Tetrachloroethane	ND	ug/L	5.0	1		02/17/23 12:32	79-34-5	
Tetrachloroethene	ND	ug/L	5.0	1		02/17/23 12:32	127-18-4	
Toluene	ND	ug/L	5.0	1		02/17/23 12:32	108-88-3	
1,2,3-Trichlorobenzene	ND	ug/L	5.0	1		02/17/23 12:32	87-61-6	
1,2,4-Trichlorobenzene	ND	ug/L	5.0	1		02/17/23 12:32	120-82-1	
1,1,1-Trichloroethane	ND	ug/L	5.0	1		02/17/23 12:32	71-55-6	
1,1,2-Trichloroethane	ND	ug/L	5.0	1		02/17/23 12:32	79-00-5	
Trichloroethene	ND	ug/L	5.0	1		02/17/23 12:32	79-01-6	
Trichlorofluoromethane	ND	ug/L	5.0	1		02/17/23 12:32	75-69-4	
1,2,3-Trichloropropane	ND	ug/L	5.0	1		02/17/23 12:32	96-18-4	
1,2,4-Trimethylbenzene	ND	ug/L	5.0	1		02/17/23 12:32	95-63-6	
1,3,5-Trimethylbenzene	ND	ug/L	5.0	1		02/17/23 12:32	108-67-8	
Vinyl acetate	ND	ug/L	50.0	1		02/17/23 12:32	108-05-4	L1
Vinyl chloride	**2.9**	ug/L	2.0	1		02/17/23 12:32	75-01-4	
Xylene (Total)	ND	ug/L	10.0	1		02/17/23 12:32	1330-20-7	
Surrogates								
Dibromofluoromethane (S)	98	%.	82-128	1		02/17/23 12:32	1868-53-7	
4-Bromofluorobenzene (S)	99	%.	79-124	1		02/17/23 12:32	460-00-4	
Toluene-d8 (S)	101	%.	73-122	1		02/17/23 12:32	2037-26-5	

This report shall not be reproduced, except in full,
without the written consent of Pace Analytical Services, LLC.

Pace Analytical Services, LLC
7726 Moller Road
Indianapolis, IN 46268
(317)228-3100

ANALYTICAL RESULTS

Project: HRID 1Q2023
Pace Project No.: 50337537

Sample: MW-53S **Lab ID: 50337537008** Collected: 02/13/23 14:31 Received: 02/15/23 16:51 Matrix: Water

Parameters	Results	Units	Report Limit	DF	Prepared	Analyzed	CAS No.	Qual
8260 MSV Indiana	Analytical Method: EPA 5030/8260							
	Pace Analytical Services - Indianapolis							
Acetone	ND	ug/L	100	1		02/18/23 04:04	67-64-1	
Acrolein	ND	ug/L	50.0	1		02/18/23 04:04	107-02-8	
Acrylonitrile	ND	ug/L	100	1		02/18/23 04:04	107-13-1	
Benzene	ND	ug/L	5.0	1		02/18/23 04:04	71-43-2	
Bromobenzene	ND	ug/L	5.0	1		02/18/23 04:04	108-86-1	
Bromochloromethane	ND	ug/L	5.0	1		02/18/23 04:04	74-97-5	
Bromodichloromethane	ND	ug/L	5.0	1		02/18/23 04:04	75-27-4	
Bromoform	ND	ug/L	5.0	1		02/18/23 04:04	75-25-2	
Bromomethane	ND	ug/L	5.0	1		02/18/23 04:04	74-83-9	
2-Butanone (MEK)	ND	ug/L	25.0	1		02/18/23 04:04	78-93-3	
n-Butylbenzene	ND	ug/L	5.0	1		02/18/23 04:04	104-51-8	
sec-Butylbenzene	ND	ug/L	5.0	1		02/18/23 04:04	135-98-8	
tert-Butylbenzene	ND	ug/L	5.0	1		02/18/23 04:04	98-06-6	
Carbon disulfide	ND	ug/L	10.0	1		02/18/23 04:04	75-15-0	
Carbon tetrachloride	ND	ug/L	5.0	1		02/18/23 04:04	56-23-5	
Chlorobenzene	ND	ug/L	5.0	1		02/18/23 04:04	108-90-7	
Chloroethane	ND	ug/L	5.0	1		02/18/23 04:04	75-00-3	
Chloroform	ND	ug/L	5.0	1		02/18/23 04:04	67-66-3	
Chloromethane	ND	ug/L	5.0	1		02/18/23 04:04	74-87-3	
2-Chlorotoluene	ND	ug/L	5.0	1		02/18/23 04:04	95-49-8	
4-Chlorotoluene	ND	ug/L	5.0	1		02/18/23 04:04	106-43-4	
Dibromochloromethane	ND	ug/L	5.0	1		02/18/23 04:04	124-48-1	
1,2-Dibromoethane (EDB)	ND	ug/L	5.0	1		02/18/23 04:04	106-93-4	
Dibromomethane	ND	ug/L	5.0	1		02/18/23 04:04	74-95-3	
1,2-Dichlorobenzene	ND	ug/L	5.0	1		02/18/23 04:04	95-50-1	
1,3-Dichlorobenzene	ND	ug/L	5.0	1		02/18/23 04:04	541-73-1	
1,4-Dichlorobenzene	ND	ug/L	5.0	1		02/18/23 04:04	106-46-7	
trans-1,4-Dichloro-2-butene	ND	ug/L	100	1		02/18/23 04:04	110-57-6	
Dichlorodifluoromethane	ND	ug/L	5.0	1		02/18/23 04:04	75-71-8	
1,1-Dichloroethane	ND	ug/L	5.0	1		02/18/23 04:04	75-34-3	
1,2-Dichloroethane	ND	ug/L	5.0	1		02/18/23 04:04	107-06-2	
1,1-Dichloroethene	ND	ug/L	5.0	1		02/18/23 04:04	75-35-4	
cis-1,2-Dichloroethene	ND	ug/L	5.0	1		02/18/23 04:04	156-59-2	
trans-1,2-Dichloroethene	ND	ug/L	5.0	1		02/18/23 04:04	156-60-5	
1,2-Dichloropropane	ND	ug/L	5.0	1		02/18/23 04:04	78-87-5	
1,3-Dichloropropane	ND	ug/L	5.0	1		02/18/23 04:04	142-28-9	
2,2-Dichloropropane	ND	ug/L	5.0	1		02/18/23 04:04	594-20-7	
1,1-Dichloropropene	ND	ug/L	5.0	1		02/18/23 04:04	563-58-6	
cis-1,3-Dichloropropene	ND	ug/L	5.0	1		02/18/23 04:04	10061-01-5	
trans-1,3-Dichloropropene	ND	ug/L	5.0	1		02/18/23 04:04	10061-02-6	
Ethylbenzene	ND	ug/L	5.0	1		02/18/23 04:04	100-41-4	
Ethyl methacrylate	ND	ug/L	100	1		02/18/23 04:04	97-63-2	
Hexachloro-1,3-butadiene	ND	ug/L	5.0	1		02/18/23 04:04	87-68-3	
n-Hexane	ND	ug/L	5.0	1		02/18/23 04:04	110-54-3	
2-Hexanone	ND	ug/L	25.0	1		02/18/23 04:04	591-78-6	
Iodomethane	ND	ug/L	10.0	1		02/18/23 04:04	74-88-4	

This report shall not be reproduced, except in full,
without the written consent of Pace Analytical Services, LLC.

Pace Analytical Services, LLC
7726 Moller Road
Indianapolis, IN 46268
(317)228-3100

ANALYTICAL RESULTS

Project: HRID 1Q2023
Pace Project No.: 50337537

Sample: MW-53S **Lab ID: 50337537008** Collected: 02/13/23 14:31 Received: 02/15/23 16:51 Matrix: Water

Parameters	Results	Units	Report Limit	DF	Prepared	Analyzed	CAS No.	Qual
8260 MSV Indiana	Analytical Method: EPA 5030/8260							
	Pace Analytical Services - Indianapolis							
Isopropylbenzene (Cumene)	ND	ug/L	5.0	1		02/18/23 04:04	98-82-8	
p-Isopropyltoluene	ND	ug/L	5.0	1		02/18/23 04:04	99-87-6	
Methylene Chloride	ND	ug/L	5.0	1		02/18/23 04:04	75-09-2	
1-Methylnaphthalene	ND	ug/L	10.0	1		02/18/23 04:04	90-12-0	
2-Methylnaphthalene	ND	ug/L	10.0	1		02/18/23 04:04	91-57-6	
4-Methyl-2-pentanone (MIBK)	ND	ug/L	25.0	1		02/18/23 04:04	108-10-1	
Methyl-tert-butyl ether	ND	ug/L	4.0	1		02/18/23 04:04	1634-04-4	
Naphthalene	ND	ug/L	1.2	1		02/18/23 04:04	91-20-3	
n-Propylbenzene	ND	ug/L	5.0	1		02/18/23 04:04	103-65-1	
Styrene	ND	ug/L	5.0	1		02/18/23 04:04	100-42-5	
1,1,1,2-Tetrachloroethane	ND	ug/L	5.0	1		02/18/23 04:04	630-20-6	
1,1,2,2-Tetrachloroethane	ND	ug/L	5.0	1		02/18/23 04:04	79-34-5	
Tetrachloroethene	ND	ug/L	5.0	1		02/18/23 04:04	127-18-4	
Toluene	ND	ug/L	5.0	1		02/18/23 04:04	108-88-3	
1,2,3-Trichlorobenzene	ND	ug/L	5.0	1		02/18/23 04:04	87-61-6	
1,2,4-Trichlorobenzene	ND	ug/L	5.0	1		02/18/23 04:04	120-82-1	
1,1,1-Trichloroethane	ND	ug/L	5.0	1		02/18/23 04:04	71-55-6	
1,1,2-Trichloroethane	ND	ug/L	5.0	1		02/18/23 04:04	79-00-5	
Trichloroethene	ND	ug/L	5.0	1		02/18/23 04:04	79-01-6	
Trichlorofluoromethane	ND	ug/L	5.0	1		02/18/23 04:04	75-69-4	
1,2,3-Trichloropropane	ND	ug/L	5.0	1		02/18/23 04:04	96-18-4	
1,2,4-Trimethylbenzene	ND	ug/L	5.0	1		02/18/23 04:04	95-63-6	
1,3,5-Trimethylbenzene	ND	ug/L	5.0	1		02/18/23 04:04	108-67-8	
Vinyl acetate	ND	ug/L	50.0	1		02/18/23 04:04	108-05-4	L1
Vinyl chloride	ND	ug/L	2.0	1		02/18/23 04:04	75-01-4	
Xylene (Total)	ND	ug/L	10.0	1		02/18/23 04:04	1330-20-7	
Surrogates								
Dibromofluoromethane (S)	96	%.	82-128	1		02/18/23 04:04	1868-53-7	
4-Bromofluorobenzene (S)	100	%.	79-124	1		02/18/23 04:04	460-00-4	
Toluene-d8 (S)	101	%.	73-122	1		02/18/23 04:04	2037-26-5	

This report shall not be reproduced, except in full,
without the written consent of Pace Analytical Services, LLC.

Pace Analytical Services, LLC
7726 Moller Road
Indianapolis, IN 46268
(317)228-3100

ANALYTICAL RESULTS

Project: HRID 1Q2023
Pace Project No.: 50337537

Sample: MW-56D **Lab ID: 50337537009** Collected: 02/13/23 13:58 Received: 02/15/23 16:51 Matrix: Water

Parameters	Results	Units	Report Limit	DF	Prepared	Analyzed	CAS No.	Qual
8260 MSV Indiana	Analytical Method: EPA 5030/8260							
	Pace Analytical Services - Indianapolis							
Acetone	ND	ug/L	100	1		02/17/23 13:59	67-64-1	
Acrolein	ND	ug/L	50.0	1		02/17/23 13:59	107-02-8	
Acrylonitrile	ND	ug/L	100	1		02/17/23 13:59	107-13-1	
Benzene	ND	ug/L	5.0	1		02/17/23 13:59	71-43-2	
Bromobenzene	ND	ug/L	5.0	1		02/17/23 13:59	108-86-1	
Bromochloromethane	ND	ug/L	5.0	1		02/17/23 13:59	74-97-5	
Bromodichloromethane	ND	ug/L	5.0	1		02/17/23 13:59	75-27-4	
Bromoform	ND	ug/L	5.0	1		02/17/23 13:59	75-25-2	
Bromomethane	ND	ug/L	5.0	1		02/17/23 13:59	74-83-9	
2-Butanone (MEK)	ND	ug/L	25.0	1		02/17/23 13:59	78-93-3	
n-Butylbenzene	ND	ug/L	5.0	1		02/17/23 13:59	104-51-8	
sec-Butylbenzene	ND	ug/L	5.0	1		02/17/23 13:59	135-98-8	
tert-Butylbenzene	ND	ug/L	5.0	1		02/17/23 13:59	98-06-6	
Carbon disulfide	ND	ug/L	10.0	1		02/17/23 13:59	75-15-0	
Carbon tetrachloride	ND	ug/L	5.0	1		02/17/23 13:59	56-23-5	
Chlorobenzene	ND	ug/L	5.0	1		02/17/23 13:59	108-90-7	
Chloroethane	ND	ug/L	5.0	1		02/17/23 13:59	75-00-3	
Chloroform	ND	ug/L	5.0	1		02/17/23 13:59	67-66-3	
Chloromethane	ND	ug/L	5.0	1		02/17/23 13:59	74-87-3	
2-Chlorotoluene	ND	ug/L	5.0	1		02/17/23 13:59	95-49-8	
4-Chlorotoluene	ND	ug/L	5.0	1		02/17/23 13:59	106-43-4	
Dibromochloromethane	ND	ug/L	5.0	1		02/17/23 13:59	124-48-1	
1,2-Dibromoethane (EDB)	ND	ug/L	5.0	1		02/17/23 13:59	106-93-4	
Dibromomethane	ND	ug/L	5.0	1		02/17/23 13:59	74-95-3	
1,2-Dichlorobenzene	ND	ug/L	5.0	1		02/17/23 13:59	95-50-1	
1,3-Dichlorobenzene	ND	ug/L	5.0	1		02/17/23 13:59	541-73-1	
1,4-Dichlorobenzene	ND	ug/L	5.0	1		02/17/23 13:59	106-46-7	
trans-1,4-Dichloro-2-butene	ND	ug/L	100	1		02/17/23 13:59	110-57-6	
Dichlorodifluoromethane	ND	ug/L	5.0	1		02/17/23 13:59	75-71-8	
1,1-Dichloroethane	ND	ug/L	5.0	1		02/17/23 13:59	75-34-3	
1,2-Dichloroethane	ND	ug/L	5.0	1		02/17/23 13:59	107-06-2	
1,1-Dichloroethene	ND	ug/L	5.0	1		02/17/23 13:59	75-35-4	
cis-1,2-Dichloroethene	**84.0**	ug/L	5.0	1		02/17/23 13:59	156-59-2	
trans-1,2-Dichloroethene	ND	ug/L	5.0	1		02/17/23 13:59	156-60-5	
1,2-Dichloropropane	ND	ug/L	5.0	1		02/17/23 13:59	78-87-5	
1,3-Dichloropropane	ND	ug/L	5.0	1		02/17/23 13:59	142-28-9	
2,2-Dichloropropane	ND	ug/L	5.0	1		02/17/23 13:59	594-20-7	
1,1-Dichloropropene	ND	ug/L	5.0	1		02/17/23 13:59	563-58-6	
cis-1,3-Dichloropropene	ND	ug/L	5.0	1		02/17/23 13:59	10061-01-5	
trans-1,3-Dichloropropene	ND	ug/L	5.0	1		02/17/23 13:59	10061-02-6	
Ethylbenzene	ND	ug/L	5.0	1		02/17/23 13:59	100-41-4	
Ethyl methacrylate	ND	ug/L	100	1		02/17/23 13:59	97-63-2	
Hexachloro-1,3-butadiene	ND	ug/L	5.0	1		02/17/23 13:59	87-68-3	
n-Hexane	ND	ug/L	5.0	1		02/17/23 13:59	110-54-3	
2-Hexanone	ND	ug/L	25.0	1		02/17/23 13:59	591-78-6	
Iodomethane	ND	ug/L	10.0	1		02/17/23 13:59	74-88-4	

This report shall not be reproduced, except in full,
without the written consent of Pace Analytical Services, LLC.

Pace Analytical Services, LLC
7726 Moller Road
Indianapolis, IN 46268
(317)228-3100

ANALYTICAL RESULTS

Project: HRID 1Q2023
Pace Project No.: 50337537

Sample: MW-56D **Lab ID: 50337537009** Collected: 02/13/23 13:58 Received: 02/15/23 16:51 Matrix: Water

Parameters	Results	Units	Report Limit	DF	Prepared	Analyzed	CAS No.	Qual
8260 MSV Indiana	Analytical Method: EPA 5030/8260							
	Pace Analytical Services - Indianapolis							
Isopropylbenzene (Cumene)	ND	ug/L	5.0	1		02/17/23 13:59	98-82-8	
p-Isopropyltoluene	ND	ug/L	5.0	1		02/17/23 13:59	99-87-6	
Methylene Chloride	ND	ug/L	5.0	1		02/17/23 13:59	75-09-2	
1-Methylnaphthalene	ND	ug/L	10.0	1		02/17/23 13:59	90-12-0	
2-Methylnaphthalene	ND	ug/L	10.0	1		02/17/23 13:59	91-57-6	
4-Methyl-2-pentanone (MIBK)	ND	ug/L	25.0	1		02/17/23 13:59	108-10-1	
Methyl-tert-butyl ether	ND	ug/L	4.0	1		02/17/23 13:59	1634-04-4	
Naphthalene	ND	ug/L	1.2	1		02/17/23 13:59	91-20-3	
n-Propylbenzene	ND	ug/L	5.0	1		02/17/23 13:59	103-65-1	
Styrene	ND	ug/L	5.0	1		02/17/23 13:59	100-42-5	
1,1,1,2-Tetrachloroethane	ND	ug/L	5.0	1		02/17/23 13:59	630-20-6	
1,1,2,2-Tetrachloroethane	ND	ug/L	5.0	1		02/17/23 13:59	79-34-5	
Tetrachloroethene	ND	ug/L	5.0	1		02/17/23 13:59	127-18-4	
Toluene	ND	ug/L	5.0	1		02/17/23 13:59	108-88-3	
1,2,3-Trichlorobenzene	ND	ug/L	5.0	1		02/17/23 13:59	87-61-6	
1,2,4-Trichlorobenzene	ND	ug/L	5.0	1		02/17/23 13:59	120-82-1	
1,1,1-Trichloroethane	ND	ug/L	5.0	1		02/17/23 13:59	71-55-6	
1,1,2-Trichloroethane	ND	ug/L	5.0	1		02/17/23 13:59	79-00-5	
Trichloroethene	ND	ug/L	5.0	1		02/17/23 13:59	79-01-6	
Trichlorofluoromethane	ND	ug/L	5.0	1		02/17/23 13:59	75-69-4	
1,2,3-Trichloropropane	ND	ug/L	5.0	1		02/17/23 13:59	96-18-4	
1,2,4-Trimethylbenzene	ND	ug/L	5.0	1		02/17/23 13:59	95-63-6	
1,3,5-Trimethylbenzene	ND	ug/L	5.0	1		02/17/23 13:59	108-67-8	
Vinyl acetate	ND	ug/L	50.0	1		02/17/23 13:59	108-05-4	L1
Vinyl chloride	ND	ug/L	2.0	1		02/17/23 13:59	75-01-4	
Xylene (Total)	ND	ug/L	10.0	1		02/17/23 13:59	1330-20-7	
Surrogates								
Dibromofluoromethane (S)	98	%.	82-128	1		02/17/23 13:59	1868-53-7	
4-Bromofluorobenzene (S)	101	%.	79-124	1		02/17/23 13:59	460-00-4	
Toluene-d8 (S)	101	%.	73-122	1		02/17/23 13:59	2037-26-5	

This report shall not be reproduced, except in full,
without the written consent of Pace Analytical Services, LLC.

Pace Analytical Services, LLC
7726 Moller Road
Indianapolis, IN 46268
(317)228-3100

ANALYTICAL RESULTS

Project: HRID 1Q2023
Pace Project No.: 50337537

Sample: MW-56S **Lab ID: 50337537010** Collected: 02/13/23 13:25 Received: 02/15/23 16:51 Matrix: Water

Parameters	Results	Units	Report Limit	DF	Prepared	Analyzed	CAS No.	Qual
8260 MSV Indiana	Analytical Method: EPA 5030/8260							
	Pace Analytical Services - Indianapolis							
Acetone	ND	ug/L	100	1		02/17/23 14:29	67-64-1	
Acrolein	ND	ug/L	50.0	1		02/17/23 14:29	107-02-8	
Acrylonitrile	ND	ug/L	100	1		02/17/23 14:29	107-13-1	
Benzene	ND	ug/L	5.0	1		02/17/23 14:29	71-43-2	
Bromobenzene	ND	ug/L	5.0	1		02/17/23 14:29	108-86-1	
Bromochloromethane	ND	ug/L	5.0	1		02/17/23 14:29	74-97-5	
Bromodichloromethane	ND	ug/L	5.0	1		02/17/23 14:29	75-27-4	
Bromoform	ND	ug/L	5.0	1		02/17/23 14:29	75-25-2	
Bromomethane	ND	ug/L	5.0	1		02/17/23 14:29	74-83-9	
2-Butanone (MEK)	ND	ug/L	25.0	1		02/17/23 14:29	78-93-3	
n-Butylbenzene	ND	ug/L	5.0	1		02/17/23 14:29	104-51-8	
sec-Butylbenzene	ND	ug/L	5.0	1		02/17/23 14:29	135-98-8	
tert-Butylbenzene	ND	ug/L	5.0	1		02/17/23 14:29	98-06-6	
Carbon disulfide	ND	ug/L	10.0	1		02/17/23 14:29	75-15-0	
Carbon tetrachloride	ND	ug/L	5.0	1		02/17/23 14:29	56-23-5	
Chlorobenzene	ND	ug/L	5.0	1		02/17/23 14:29	108-90-7	
Chloroethane	ND	ug/L	5.0	1		02/17/23 14:29	75-00-3	
Chloroform	ND	ug/L	5.0	1		02/17/23 14:29	67-66-3	
Chloromethane	ND	ug/L	5.0	1		02/17/23 14:29	74-87-3	
2-Chlorotoluene	ND	ug/L	5.0	1		02/17/23 14:29	95-49-8	
4-Chlorotoluene	ND	ug/L	5.0	1		02/17/23 14:29	106-43-4	
Dibromochloromethane	ND	ug/L	5.0	1		02/17/23 14:29	124-48-1	
1,2-Dibromoethane (EDB)	ND	ug/L	5.0	1		02/17/23 14:29	106-93-4	
Dibromomethane	ND	ug/L	5.0	1		02/17/23 14:29	74-95-3	
1,2-Dichlorobenzene	ND	ug/L	5.0	1		02/17/23 14:29	95-50-1	
1,3-Dichlorobenzene	ND	ug/L	5.0	1		02/17/23 14:29	541-73-1	
1,4-Dichlorobenzene	ND	ug/L	5.0	1		02/17/23 14:29	106-46-7	
trans-1,4-Dichloro-2-butene	ND	ug/L	100	1		02/17/23 14:29	110-57-6	
Dichlorodifluoromethane	ND	ug/L	5.0	1		02/17/23 14:29	75-71-8	
1,1-Dichloroethane	ND	ug/L	5.0	1		02/17/23 14:29	75-34-3	
1,2-Dichloroethane	ND	ug/L	5.0	1		02/17/23 14:29	107-06-2	
1,1-Dichloroethene	ND	ug/L	5.0	1		02/17/23 14:29	75-35-4	
cis-1,2-Dichloroethene	ND	ug/L	5.0	1		02/17/23 14:29	156-59-2	
trans-1,2-Dichloroethene	ND	ug/L	5.0	1		02/17/23 14:29	156-60-5	
1,2-Dichloropropane	ND	ug/L	5.0	1		02/17/23 14:29	78-87-5	
1,3-Dichloropropane	ND	ug/L	5.0	1		02/17/23 14:29	142-28-9	
2,2-Dichloropropane	ND	ug/L	5.0	1		02/17/23 14:29	594-20-7	
1,1-Dichloropropene	ND	ug/L	5.0	1		02/17/23 14:29	563-58-6	
cis-1,3-Dichloropropene	ND	ug/L	5.0	1		02/17/23 14:29	10061-01-5	
trans-1,3-Dichloropropene	ND	ug/L	5.0	1		02/17/23 14:29	10061-02-6	
Ethylbenzene	ND	ug/L	5.0	1		02/17/23 14:29	100-41-4	
Ethyl methacrylate	ND	ug/L	100	1		02/17/23 14:29	97-63-2	
Hexachloro-1,3-butadiene	ND	ug/L	5.0	1		02/17/23 14:29	87-68-3	
n-Hexane	ND	ug/L	5.0	1		02/17/23 14:29	110-54-3	
2-Hexanone	ND	ug/L	25.0	1		02/17/23 14:29	591-78-6	
Iodomethane	ND	ug/L	10.0	1		02/17/23 14:29	74-88-4	

This report shall not be reproduced, except in full,
without the written consent of Pace Analytical Services, LLC.

Pace Analytical Services, LLC
7726 Moller Road
Indianapolis, IN 46268
(317)228-3100

ANALYTICAL RESULTS

Project: HRID 1Q2023
Pace Project No.: 50337537

Sample: MW-56S **Lab ID: 50337537010** Collected: 02/13/23 13:25 Received: 02/15/23 16:51 Matrix: Water

Parameters	Results	Units	Report Limit	DF	Prepared	Analyzed	CAS No.	Qual
8260 MSV Indiana	Analytical Method: EPA 5030/8260							
	Pace Analytical Services - Indianapolis							
Isopropylbenzene (Cumene)	ND	ug/L	5.0	1		02/17/23 14:29	98-82-8	
p-Isopropyltoluene	ND	ug/L	5.0	1		02/17/23 14:29	99-87-6	
Methylene Chloride	ND	ug/L	5.0	1		02/17/23 14:29	75-09-2	
1-Methylnaphthalene	ND	ug/L	10.0	1		02/17/23 14:29	90-12-0	
2-Methylnaphthalene	ND	ug/L	10.0	1		02/17/23 14:29	91-57-6	
4-Methyl-2-pentanone (MIBK)	ND	ug/L	25.0	1		02/17/23 14:29	108-10-1	
Methyl-tert-butyl ether	ND	ug/L	4.0	1		02/17/23 14:29	1634-04-4	
Naphthalene	ND	ug/L	1.2	1		02/17/23 14:29	91-20-3	
n-Propylbenzene	ND	ug/L	5.0	1		02/17/23 14:29	103-65-1	
Styrene	ND	ug/L	5.0	1		02/17/23 14:29	100-42-5	
1,1,1,2-Tetrachloroethane	ND	ug/L	5.0	1		02/17/23 14:29	630-20-6	
1,1,2,2-Tetrachloroethane	ND	ug/L	5.0	1		02/17/23 14:29	79-34-5	
Tetrachloroethene	ND	ug/L	5.0	1		02/17/23 14:29	127-18-4	
Toluene	ND	ug/L	5.0	1		02/17/23 14:29	108-88-3	
1,2,3-Trichlorobenzene	ND	ug/L	5.0	1		02/17/23 14:29	87-61-6	
1,2,4-Trichlorobenzene	ND	ug/L	5.0	1		02/17/23 14:29	120-82-1	
1,1,1-Trichloroethane	ND	ug/L	5.0	1		02/17/23 14:29	71-55-6	
1,1,2-Trichloroethane	ND	ug/L	5.0	1		02/17/23 14:29	79-00-5	
Trichloroethene	ND	ug/L	5.0	1		02/17/23 14:29	79-01-6	
Trichlorofluoromethane	ND	ug/L	5.0	1		02/17/23 14:29	75-69-4	
1,2,3-Trichloropropane	ND	ug/L	5.0	1		02/17/23 14:29	96-18-4	
1,2,4-Trimethylbenzene	ND	ug/L	5.0	1		02/17/23 14:29	95-63-6	
1,3,5-Trimethylbenzene	ND	ug/L	5.0	1		02/17/23 14:29	108-67-8	
Vinyl acetate	ND	ug/L	50.0	1		02/17/23 14:29	108-05-4	L1
Vinyl chloride	ND	ug/L	2.0	1		02/17/23 14:29	75-01-4	
Xylene (Total)	ND	ug/L	10.0	1		02/17/23 14:29	1330-20-7	
Surrogates								
Dibromofluoromethane (S)	98	%.	82-128	1		02/17/23 14:29	1868-53-7	
4-Bromofluorobenzene (S)	98	%.	79-124	1		02/17/23 14:29	460-00-4	
Toluene-d8 (S)	100	%.	73-122	1		02/17/23 14:29	2037-26-5	

This report shall not be reproduced, except in full,
without the written consent of Pace Analytical Services, LLC.

Pace Analytical Services, LLC
7726 Moller Road
Indianapolis, IN 46268
(317)228-3100

ANALYTICAL RESULTS

Project: HRID 1Q2023
Pace Project No.: 50337537

Sample: Dup-2 **Lab ID: 50337537011** Collected: 02/14/23 08:00 Received: 02/15/23 16:51 Matrix: Water

Parameters	Results	Units	Report Limit	DF	Prepared	Analyzed	CAS No.	Qual
8260 MSV Indiana	Analytical Method: EPA 5030/8260							
	Pace Analytical Services - Indianapolis							
Acetone	ND	ug/L	100	1		02/17/23 14:58	67-64-1	
Acrolein	ND	ug/L	50.0	1		02/17/23 14:58	107-02-8	
Acrylonitrile	ND	ug/L	100	1		02/17/23 14:58	107-13-1	
Benzene	ND	ug/L	5.0	1		02/17/23 14:58	71-43-2	
Bromobenzene	ND	ug/L	5.0	1		02/17/23 14:58	108-86-1	
Bromochloromethane	ND	ug/L	5.0	1		02/17/23 14:58	74-97-5	
Bromodichloromethane	ND	ug/L	5.0	1		02/17/23 14:58	75-27-4	
Bromoform	ND	ug/L	5.0	1		02/17/23 14:58	75-25-2	
Bromomethane	ND	ug/L	5.0	1		02/17/23 14:58	74-83-9	
2-Butanone (MEK)	ND	ug/L	25.0	1		02/17/23 14:58	78-93-3	
n-Butylbenzene	ND	ug/L	5.0	1		02/17/23 14:58	104-51-8	
sec-Butylbenzene	ND	ug/L	5.0	1		02/17/23 14:58	135-98-8	
tert-Butylbenzene	ND	ug/L	5.0	1		02/17/23 14:58	98-06-6	
Carbon disulfide	ND	ug/L	10.0	1		02/17/23 14:58	75-15-0	
Carbon tetrachloride	ND	ug/L	5.0	1		02/17/23 14:58	56-23-5	
Chlorobenzene	ND	ug/L	5.0	1		02/17/23 14:58	108-90-7	
Chloroethane	ND	ug/L	5.0	1		02/17/23 14:58	75-00-3	
Chloroform	ND	ug/L	5.0	1		02/17/23 14:58	67-66-3	
Chloromethane	ND	ug/L	5.0	1		02/17/23 14:58	74-87-3	
2-Chlorotoluene	ND	ug/L	5.0	1		02/17/23 14:58	95-49-8	
4-Chlorotoluene	ND	ug/L	5.0	1		02/17/23 14:58	106-43-4	
Dibromochloromethane	ND	ug/L	5.0	1		02/17/23 14:58	124-48-1	
1,2-Dibromoethane (EDB)	ND	ug/L	5.0	1		02/17/23 14:58	106-93-4	
Dibromomethane	ND	ug/L	5.0	1		02/17/23 14:58	74-95-3	
1,2-Dichlorobenzene	ND	ug/L	5.0	1		02/17/23 14:58	95-50-1	
1,3-Dichlorobenzene	ND	ug/L	5.0	1		02/17/23 14:58	541-73-1	
1,4-Dichlorobenzene	ND	ug/L	5.0	1		02/17/23 14:58	106-46-7	
trans-1,4-Dichloro-2-butene	ND	ug/L	100	1		02/17/23 14:58	110-57-6	
Dichlorodifluoromethane	ND	ug/L	5.0	1		02/17/23 14:58	75-71-8	
1,1-Dichloroethane	ND	ug/L	5.0	1		02/17/23 14:58	75-34-3	
1,2-Dichloroethane	ND	ug/L	5.0	1		02/17/23 14:58	107-06-2	
1,1-Dichloroethene	**5.1**	ug/L	5.0	1		02/17/23 14:58	75-35-4	
cis-1,2-Dichloroethene	**1700**	ug/L	125	25		02/21/23 14:14	156-59-2	
trans-1,2-Dichloroethene	**171**	ug/L	5.0	1		02/17/23 14:58	156-60-5	
1,2-Dichloropropane	ND	ug/L	5.0	1		02/17/23 14:58	78-87-5	
1,3-Dichloropropane	ND	ug/L	5.0	1		02/17/23 14:58	142-28-9	
2,2-Dichloropropane	ND	ug/L	5.0	1		02/17/23 14:58	594-20-7	
1,1-Dichloropropene	ND	ug/L	5.0	1		02/17/23 14:58	563-58-6	
cis-1,3-Dichloropropene	ND	ug/L	5.0	1		02/17/23 14:58	10061-01-5	
trans-1,3-Dichloropropene	ND	ug/L	5.0	1		02/17/23 14:58	10061-02-6	
Ethylbenzene	ND	ug/L	5.0	1		02/17/23 14:58	100-41-4	
Ethyl methacrylate	ND	ug/L	100	1		02/17/23 14:58	97-63-2	
Hexachloro-1,3-butadiene	ND	ug/L	5.0	1		02/17/23 14:58	87-68-3	
n-Hexane	ND	ug/L	5.0	1		02/17/23 14:58	110-54-3	
2-Hexanone	ND	ug/L	25.0	1		02/17/23 14:58	591-78-6	
Iodomethane	ND	ug/L	10.0	1		02/17/23 14:58	74-88-4	

This report shall not be reproduced, except in full,
without the written consent of Pace Analytical Services, LLC.

Pace Analytical Services, LLC
7726 Moller Road
Indianapolis, IN 46268
(317)228-3100

ANALYTICAL RESULTS

Project: HRID 1Q2023
Pace Project No.: 50337537

Sample: Dup-2 **Lab ID: 50337537011** Collected: 02/14/23 08:00 Received: 02/15/23 16:51 Matrix: Water

Parameters	Results	Units	Report Limit	DF	Prepared	Analyzed	CAS No.	Qual
8260 MSV Indiana	Analytical Method: EPA 5030/8260							
	Pace Analytical Services - Indianapolis							
Isopropylbenzene (Cumene)	ND	ug/L	5.0	1		02/17/23 14:58	98-82-8	
p-Isopropyltoluene	ND	ug/L	5.0	1		02/17/23 14:58	99-87-6	
Methylene Chloride	ND	ug/L	5.0	1		02/17/23 14:58	75-09-2	
1-Methylnaphthalene	ND	ug/L	10.0	1		02/17/23 14:58	90-12-0	
2-Methylnaphthalene	ND	ug/L	10.0	1		02/17/23 14:58	91-57-6	
4-Methyl-2-pentanone (MIBK)	ND	ug/L	25.0	1		02/17/23 14:58	108-10-1	
Methyl-tert-butyl ether	ND	ug/L	4.0	1		02/17/23 14:58	1634-04-4	
Naphthalene	ND	ug/L	1.2	1		02/17/23 14:58	91-20-3	
n-Propylbenzene	ND	ug/L	5.0	1		02/17/23 14:58	103-65-1	
Styrene	ND	ug/L	5.0	1		02/17/23 14:58	100-42-5	
1,1,1,2-Tetrachloroethane	ND	ug/L	5.0	1		02/17/23 14:58	630-20-6	
1,1,2,2-Tetrachloroethane	ND	ug/L	5.0	1		02/17/23 14:58	79-34-5	
Tetrachloroethene	ND	ug/L	5.0	1		02/17/23 14:58	127-18-4	
Toluene	ND	ug/L	5.0	1		02/17/23 14:58	108-88-3	
1,2,3-Trichlorobenzene	ND	ug/L	5.0	1		02/17/23 14:58	87-61-6	
1,2,4-Trichlorobenzene	ND	ug/L	5.0	1		02/17/23 14:58	120-82-1	
1,1,1-Trichloroethane	ND	ug/L	5.0	1		02/17/23 14:58	71-55-6	
1,1,2-Trichloroethane	ND	ug/L	5.0	1		02/17/23 14:58	79-00-5	
Trichloroethene	ND	ug/L	5.0	1		02/17/23 14:58	79-01-6	
Trichlorofluoromethane	ND	ug/L	5.0	1		02/17/23 14:58	75-69-4	
1,2,3-Trichloropropane	ND	ug/L	5.0	1		02/17/23 14:58	96-18-4	
1,2,4-Trimethylbenzene	ND	ug/L	5.0	1		02/17/23 14:58	95-63-6	
1,3,5-Trimethylbenzene	ND	ug/L	5.0	1		02/17/23 14:58	108-67-8	
Vinyl acetate	ND	ug/L	50.0	1		02/17/23 14:58	108-05-4	L1
Vinyl chloride	**3.0**	ug/L	2.0	1		02/17/23 14:58	75-01-4	
Xylene (Total)	ND	ug/L	10.0	1		02/17/23 14:58	1330-20-7	
Surrogates								
Dibromofluoromethane (S)	98	%.	82-128	1		02/17/23 14:58	1868-53-7	
4-Bromofluorobenzene (S)	98	%.	79-124	1		02/17/23 14:58	460-00-4	
Toluene-d8 (S)	99	%.	73-122	1		02/17/23 14:58	2037-26-5	

This report shall not be reproduced, except in full,
without the written consent of Pace Analytical Services, LLC.

Pace Analytical Services, LLC
7726 Moller Road
Indianapolis, IN 46268
(317)228-3100

ANALYTICAL RESULTS

Project: HRID 1Q2023
Pace Project No.: 50337537

Sample: MW-60S **Lab ID: 50337537012** Collected: 02/13/23 11:37 Received: 02/15/23 16:51 Matrix: Water

Parameters	Results	Units	Report Limit	DF	Prepared	Analyzed	CAS No.	Qual
8260 MSV Indiana	Analytical Method: EPA 5030/8260							
	Pace Analytical Services - Indianapolis							
Acetone	ND	ug/L	100	1		02/17/23 19:34	67-64-1	
Acrolein	ND	ug/L	50.0	1		02/17/23 19:34	107-02-8	L1
Acrylonitrile	ND	ug/L	100	1		02/17/23 19:34	107-13-1	
Benzene	ND	ug/L	5.0	1		02/17/23 19:34	71-43-2	
Bromobenzene	ND	ug/L	5.0	1		02/17/23 19:34	108-86-1	
Bromochloromethane	ND	ug/L	5.0	1		02/17/23 19:34	74-97-5	
Bromodichloromethane	ND	ug/L	5.0	1		02/17/23 19:34	75-27-4	
Bromoform	ND	ug/L	5.0	1		02/17/23 19:34	75-25-2	
Bromomethane	ND	ug/L	5.0	1		02/17/23 19:34	74-83-9	
2-Butanone (MEK)	ND	ug/L	25.0	1		02/17/23 19:34	78-93-3	
n-Butylbenzene	ND	ug/L	5.0	1		02/17/23 19:34	104-51-8	
sec-Butylbenzene	ND	ug/L	5.0	1		02/17/23 19:34	135-98-8	
tert-Butylbenzene	ND	ug/L	5.0	1		02/17/23 19:34	98-06-6	
Carbon disulfide	ND	ug/L	10.0	1		02/17/23 19:34	75-15-0	
Carbon tetrachloride	ND	ug/L	5.0	1		02/17/23 19:34	56-23-5	
Chlorobenzene	ND	ug/L	5.0	1		02/17/23 19:34	108-90-7	
Chloroethane	ND	ug/L	5.0	1		02/17/23 19:34	75-00-3	
Chloroform	ND	ug/L	5.0	1		02/17/23 19:34	67-66-3	
Chloromethane	ND	ug/L	5.0	1		02/17/23 19:34	74-87-3	
2-Chlorotoluene	ND	ug/L	5.0	1		02/17/23 19:34	95-49-8	
4-Chlorotoluene	ND	ug/L	5.0	1		02/17/23 19:34	106-43-4	
Dibromochloromethane	ND	ug/L	5.0	1		02/17/23 19:34	124-48-1	
1,2-Dibromoethane (EDB)	ND	ug/L	5.0	1		02/17/23 19:34	106-93-4	
Dibromomethane	ND	ug/L	5.0	1		02/17/23 19:34	74-95-3	
1,2-Dichlorobenzene	ND	ug/L	5.0	1		02/17/23 19:34	95-50-1	
1,3-Dichlorobenzene	ND	ug/L	5.0	1		02/17/23 19:34	541-73-1	
1,4-Dichlorobenzene	ND	ug/L	5.0	1		02/17/23 19:34	106-46-7	
trans-1,4-Dichloro-2-butene	ND	ug/L	100	1		02/17/23 19:34	110-57-6	
Dichlorodifluoromethane	ND	ug/L	5.0	1		02/17/23 19:34	75-71-8	
1,1-Dichloroethane	ND	ug/L	5.0	1		02/17/23 19:34	75-34-3	
1,2-Dichloroethane	ND	ug/L	5.0	1		02/17/23 19:34	107-06-2	
1,1-Dichloroethene	ND	ug/L	5.0	1		02/17/23 19:34	75-35-4	
cis-1,2-Dichloroethene	ND	ug/L	5.0	1		02/17/23 19:34	156-59-2	
trans-1,2-Dichloroethene	ND	ug/L	5.0	1		02/17/23 19:34	156-60-5	
1,2-Dichloropropane	ND	ug/L	5.0	1		02/17/23 19:34	78-87-5	
1,3-Dichloropropane	ND	ug/L	5.0	1		02/17/23 19:34	142-28-9	
2,2-Dichloropropane	ND	ug/L	5.0	1		02/17/23 19:34	594-20-7	
1,1-Dichloropropene	ND	ug/L	5.0	1		02/17/23 19:34	563-58-6	
cis-1,3-Dichloropropene	ND	ug/L	5.0	1		02/17/23 19:34	10061-01-5	
trans-1,3-Dichloropropene	ND	ug/L	5.0	1		02/17/23 19:34	10061-02-6	
Ethylbenzene	ND	ug/L	5.0	1		02/17/23 19:34	100-41-4	
Ethyl methacrylate	ND	ug/L	100	1		02/17/23 19:34	97-63-2	
Hexachloro-1,3-butadiene	ND	ug/L	5.0	1		02/17/23 19:34	87-68-3	
n-Hexane	ND	ug/L	5.0	1		02/17/23 19:34	110-54-3	
2-Hexanone	ND	ug/L	25.0	1		02/17/23 19:34	591-78-6	
Iodomethane	ND	ug/L	10.0	1		02/17/23 19:34	74-88-4	R1

This report shall not be reproduced, except in full,
without the written consent of Pace Analytical Services, LLC.

Pace Analytical Services, LLC
7726 Moller Road
Indianapolis, IN 46268
(317)228-3100

ANALYTICAL RESULTS

Project: HRID 1Q2023
Pace Project No.: 50337537

Sample: MW-60S **Lab ID: 50337537012** Collected: 02/13/23 11:37 Received: 02/15/23 16:51 Matrix: Water

Parameters	Results	Units	Report Limit	DF	Prepared	Analyzed	CAS No.	Qual
8260 MSV Indiana	Analytical Method: EPA 5030/8260							
	Pace Analytical Services - Indianapolis							
Isopropylbenzene (Cumene)	ND	ug/L	5.0	1		02/17/23 19:34	98-82-8	
p-Isopropyltoluene	ND	ug/L	5.0	1		02/17/23 19:34	99-87-6	
Methylene Chloride	ND	ug/L	5.0	1		02/17/23 19:34	75-09-2	
1-Methylnaphthalene	ND	ug/L	10.0	1		02/17/23 19:34	90-12-0	
2-Methylnaphthalene	ND	ug/L	10.0	1		02/17/23 19:34	91-57-6	
4-Methyl-2-pentanone (MIBK)	ND	ug/L	25.0	1		02/17/23 19:34	108-10-1	
Methyl-tert-butyl ether	ND	ug/L	4.0	1		02/17/23 19:34	1634-04-4	
Naphthalene	ND	ug/L	1.2	1		02/17/23 19:34	91-20-3	
n-Propylbenzene	ND	ug/L	5.0	1		02/17/23 19:34	103-65-1	
Styrene	ND	ug/L	5.0	1		02/17/23 19:34	100-42-5	
1,1,1,2-Tetrachloroethane	ND	ug/L	5.0	1		02/17/23 19:34	630-20-6	
1,1,2,2-Tetrachloroethane	ND	ug/L	5.0	1		02/17/23 19:34	79-34-5	
Tetrachloroethene	ND	ug/L	5.0	1		02/17/23 19:34	127-18-4	
Toluene	ND	ug/L	5.0	1		02/17/23 19:34	108-88-3	
1,2,3-Trichlorobenzene	ND	ug/L	5.0	1		02/17/23 19:34	87-61-6	
1,2,4-Trichlorobenzene	ND	ug/L	5.0	1		02/17/23 19:34	120-82-1	
1,1,1-Trichloroethane	ND	ug/L	5.0	1		02/17/23 19:34	71-55-6	
1,1,2-Trichloroethane	ND	ug/L	5.0	1		02/17/23 19:34	79-00-5	
Trichloroethene	ND	ug/L	5.0	1		02/17/23 19:34	79-01-6	
Trichlorofluoromethane	ND	ug/L	5.0	1		02/17/23 19:34	75-69-4	
1,2,3-Trichloropropane	ND	ug/L	5.0	1		02/17/23 19:34	96-18-4	
1,2,4-Trimethylbenzene	ND	ug/L	5.0	1		02/17/23 19:34	95-63-6	
1,3,5-Trimethylbenzene	ND	ug/L	5.0	1		02/17/23 19:34	108-67-8	
Vinyl acetate	ND	ug/L	50.0	1		02/17/23 19:34	108-05-4	L1,M0
Vinyl chloride	ND	ug/L	2.0	1		02/17/23 19:34	75-01-4	R1
Xylene (Total)	ND	ug/L	10.0	1		02/17/23 19:34	1330-20-7	
Surrogates								
Dibromofluoromethane (S)	97	%.	82-128	1		02/17/23 19:34	1868-53-7	
4-Bromofluorobenzene (S)	98	%.	79-124	1		02/17/23 19:34	460-00-4	
Toluene-d8 (S)	101	%.	73-122	1		02/17/23 19:34	2037-26-5	

This report shall not be reproduced, except in full,
without the written consent of Pace Analytical Services, LLC.

Pace Analytical Services, LLC
7726 Moller Road
Indianapolis, IN 46268
(317)228-3100

ANALYTICAL RESULTS

Project: HRID 1Q2023
Pace Project No.: 50337537

Sample: MW-61I **Lab ID: 50337537013** Collected: 02/13/23 10:56 Received: 02/15/23 16:51 Matrix: Water

Parameters	Results	Units	Report Limit	DF	Prepared	Analyzed	CAS No.	Qual
8260 MSV Indiana	Analytical Method: EPA 5030/8260							
	Pace Analytical Services - Indianapolis							
Acetone	ND	ug/L	100	1		02/17/23 15:27	67-64-1	
Acrolein	ND	ug/L	50.0	1		02/17/23 15:27	107-02-8	
Acrylonitrile	ND	ug/L	100	1		02/17/23 15:27	107-13-1	
Benzene	ND	ug/L	5.0	1		02/17/23 15:27	71-43-2	
Bromobenzene	ND	ug/L	5.0	1		02/17/23 15:27	108-86-1	
Bromochloromethane	ND	ug/L	5.0	1		02/17/23 15:27	74-97-5	
Bromodichloromethane	ND	ug/L	5.0	1		02/17/23 15:27	75-27-4	
Bromoform	ND	ug/L	5.0	1		02/17/23 15:27	75-25-2	
Bromomethane	ND	ug/L	5.0	1		02/17/23 15:27	74-83-9	
2-Butanone (MEK)	ND	ug/L	25.0	1		02/17/23 15:27	78-93-3	
n-Butylbenzene	ND	ug/L	5.0	1		02/17/23 15:27	104-51-8	
sec-Butylbenzene	ND	ug/L	5.0	1		02/17/23 15:27	135-98-8	
tert-Butylbenzene	ND	ug/L	5.0	1		02/17/23 15:27	98-06-6	
Carbon disulfide	ND	ug/L	10.0	1		02/17/23 15:27	75-15-0	
Carbon tetrachloride	ND	ug/L	5.0	1		02/17/23 15:27	56-23-5	
Chlorobenzene	ND	ug/L	5.0	1		02/17/23 15:27	108-90-7	
Chloroethane	ND	ug/L	5.0	1		02/17/23 15:27	75-00-3	
Chloroform	ND	ug/L	5.0	1		02/17/23 15:27	67-66-3	
Chloromethane	ND	ug/L	5.0	1		02/17/23 15:27	74-87-3	
2-Chlorotoluene	ND	ug/L	5.0	1		02/17/23 15:27	95-49-8	
4-Chlorotoluene	ND	ug/L	5.0	1		02/17/23 15:27	106-43-4	
Dibromochloromethane	ND	ug/L	5.0	1		02/17/23 15:27	124-48-1	
1,2-Dibromoethane (EDB)	ND	ug/L	5.0	1		02/17/23 15:27	106-93-4	
Dibromomethane	ND	ug/L	5.0	1		02/17/23 15:27	74-95-3	
1,2-Dichlorobenzene	ND	ug/L	5.0	1		02/17/23 15:27	95-50-1	
1,3-Dichlorobenzene	ND	ug/L	5.0	1		02/17/23 15:27	541-73-1	
1,4-Dichlorobenzene	ND	ug/L	5.0	1		02/17/23 15:27	106-46-7	
trans-1,4-Dichloro-2-butene	ND	ug/L	100	1		02/17/23 15:27	110-57-6	
Dichlorodifluoromethane	ND	ug/L	5.0	1		02/17/23 15:27	75-71-8	
1,1-Dichloroethane	ND	ug/L	5.0	1		02/17/23 15:27	75-34-3	
1,2-Dichloroethane	ND	ug/L	5.0	1		02/17/23 15:27	107-06-2	
1,1-Dichloroethene	ND	ug/L	5.0	1		02/17/23 15:27	75-35-4	
cis-1,2-Dichloroethene	**5.5**	ug/L	5.0	1		02/17/23 15:27	156-59-2	
trans-1,2-Dichloroethene	ND	ug/L	5.0	1		02/17/23 15:27	156-60-5	
1,2-Dichloropropane	ND	ug/L	5.0	1		02/17/23 15:27	78-87-5	
1,3-Dichloropropane	ND	ug/L	5.0	1		02/17/23 15:27	142-28-9	
2,2-Dichloropropane	ND	ug/L	5.0	1		02/17/23 15:27	594-20-7	
1,1-Dichloropropene	ND	ug/L	5.0	1		02/17/23 15:27	563-58-6	
cis-1,3-Dichloropropene	ND	ug/L	5.0	1		02/17/23 15:27	10061-01-5	
trans-1,3-Dichloropropene	ND	ug/L	5.0	1		02/17/23 15:27	10061-02-6	
Ethylbenzene	ND	ug/L	5.0	1		02/17/23 15:27	100-41-4	
Ethyl methacrylate	ND	ug/L	100	1		02/17/23 15:27	97-63-2	
Hexachloro-1,3-butadiene	ND	ug/L	5.0	1		02/17/23 15:27	87-68-3	
n-Hexane	ND	ug/L	5.0	1		02/17/23 15:27	110-54-3	
2-Hexanone	ND	ug/L	25.0	1		02/17/23 15:27	591-78-6	
Iodomethane	ND	ug/L	10.0	1		02/17/23 15:27	74-88-4	

This report shall not be reproduced, except in full,
without the written consent of Pace Analytical Services, LLC.

Pace Analytical Services, LLC
7726 Moller Road
Indianapolis, IN 46268
(317)228-3100

ANALYTICAL RESULTS

Project: HRID 1Q2023
Pace Project No.: 50337537

Sample: MW-61I **Lab ID: 50337537013** Collected: 02/13/23 10:56 Received: 02/15/23 16:51 Matrix: Water

Parameters	Results	Units	Report Limit	DF	Prepared	Analyzed	CAS No.	Qual
8260 MSV Indiana	Analytical Method: EPA 5030/8260							
	Pace Analytical Services - Indianapolis							
Isopropylbenzene (Cumene)	ND	ug/L	5.0	1		02/17/23 15:27	98-82-8	
p-Isopropyltoluene	ND	ug/L	5.0	1		02/17/23 15:27	99-87-6	
Methylene Chloride	ND	ug/L	5.0	1		02/17/23 15:27	75-09-2	
1-Methylnaphthalene	ND	ug/L	10.0	1		02/17/23 15:27	90-12-0	
2-Methylnaphthalene	ND	ug/L	10.0	1		02/17/23 15:27	91-57-6	
4-Methyl-2-pentanone (MIBK)	ND	ug/L	25.0	1		02/17/23 15:27	108-10-1	
Methyl-tert-butyl ether	ND	ug/L	4.0	1		02/17/23 15:27	1634-04-4	
Naphthalene	ND	ug/L	1.2	1		02/17/23 15:27	91-20-3	
n-Propylbenzene	ND	ug/L	5.0	1		02/17/23 15:27	103-65-1	
Styrene	ND	ug/L	5.0	1		02/17/23 15:27	100-42-5	
1,1,1,2-Tetrachloroethane	ND	ug/L	5.0	1		02/17/23 15:27	630-20-6	
1,1,2,2-Tetrachloroethane	ND	ug/L	5.0	1		02/17/23 15:27	79-34-5	
Tetrachloroethene	ND	ug/L	5.0	1		02/17/23 15:27	127-18-4	
Toluene	ND	ug/L	5.0	1		02/17/23 15:27	108-88-3	
1,2,3-Trichlorobenzene	ND	ug/L	5.0	1		02/17/23 15:27	87-61-6	
1,2,4-Trichlorobenzene	ND	ug/L	5.0	1		02/17/23 15:27	120-82-1	
1,1,1-Trichloroethane	ND	ug/L	5.0	1		02/17/23 15:27	71-55-6	
1,1,2-Trichloroethane	ND	ug/L	5.0	1		02/17/23 15:27	79-00-5	
Trichloroethene	ND	ug/L	5.0	1		02/17/23 15:27	79-01-6	
Trichlorofluoromethane	ND	ug/L	5.0	1		02/17/23 15:27	75-69-4	
1,2,3-Trichloropropane	ND	ug/L	5.0	1		02/17/23 15:27	96-18-4	
1,2,4-Trimethylbenzene	ND	ug/L	5.0	1		02/17/23 15:27	95-63-6	
1,3,5-Trimethylbenzene	ND	ug/L	5.0	1		02/17/23 15:27	108-67-8	
Vinyl acetate	ND	ug/L	50.0	1		02/17/23 15:27	108-05-4	L1
Vinyl chloride	ND	ug/L	2.0	1		02/17/23 15:27	75-01-4	
Xylene (Total)	ND	ug/L	10.0	1		02/17/23 15:27	1330-20-7	
Surrogates								
Dibromofluoromethane (S)	97	%.	82-128	1		02/17/23 15:27	1868-53-7	
4-Bromofluorobenzene (S)	99	%.	79-124	1		02/17/23 15:27	460-00-4	
Toluene-d8 (S)	101	%.	73-122	1		02/17/23 15:27	2037-26-5	

This report shall not be reproduced, except in full,
without the written consent of Pace Analytical Services, LLC.

Pace Analytical Services, LLC
7726 Moller Road
Indianapolis, IN 46268
(317)228-3100

ANALYTICAL RESULTS

Project: HRID 1Q2023
Pace Project No.: 50337537

Sample: MW-59D **Lab ID: 50337537014** Collected: 02/13/23 12:27 Received: 02/15/23 16:51 Matrix: Water

Parameters	Results	Units	Report Limit	DF	Prepared	Analyzed	CAS No.	Qual
8260 MSV Indiana	Analytical Method: EPA 5030/8260							
	Pace Analytical Services - Indianapolis							
Acetone	ND	ug/L	100	1		02/17/23 15:56	67-64-1	
Acrolein	ND	ug/L	50.0	1		02/17/23 15:56	107-02-8	
Acrylonitrile	ND	ug/L	100	1		02/17/23 15:56	107-13-1	
Benzene	ND	ug/L	5.0	1		02/17/23 15:56	71-43-2	
Bromobenzene	ND	ug/L	5.0	1		02/17/23 15:56	108-86-1	
Bromochloromethane	ND	ug/L	5.0	1		02/17/23 15:56	74-97-5	
Bromodichloromethane	ND	ug/L	5.0	1		02/17/23 15:56	75-27-4	
Bromoform	ND	ug/L	5.0	1		02/17/23 15:56	75-25-2	
Bromomethane	ND	ug/L	5.0	1		02/17/23 15:56	74-83-9	
2-Butanone (MEK)	ND	ug/L	25.0	1		02/17/23 15:56	78-93-3	
n-Butylbenzene	ND	ug/L	5.0	1		02/17/23 15:56	104-51-8	
sec-Butylbenzene	ND	ug/L	5.0	1		02/17/23 15:56	135-98-8	
tert-Butylbenzene	ND	ug/L	5.0	1		02/17/23 15:56	98-06-6	
Carbon disulfide	ND	ug/L	10.0	1		02/17/23 15:56	75-15-0	
Carbon tetrachloride	ND	ug/L	5.0	1		02/17/23 15:56	56-23-5	
Chlorobenzene	ND	ug/L	5.0	1		02/17/23 15:56	108-90-7	
Chloroethane	ND	ug/L	5.0	1		02/17/23 15:56	75-00-3	
Chloroform	ND	ug/L	5.0	1		02/17/23 15:56	67-66-3	
Chloromethane	ND	ug/L	5.0	1		02/17/23 15:56	74-87-3	
2-Chlorotoluene	ND	ug/L	5.0	1		02/17/23 15:56	95-49-8	
4-Chlorotoluene	ND	ug/L	5.0	1		02/17/23 15:56	106-43-4	
Dibromochloromethane	ND	ug/L	5.0	1		02/17/23 15:56	124-48-1	
1,2-Dibromoethane (EDB)	ND	ug/L	5.0	1		02/17/23 15:56	106-93-4	
Dibromomethane	ND	ug/L	5.0	1		02/17/23 15:56	74-95-3	
1,2-Dichlorobenzene	ND	ug/L	5.0	1		02/17/23 15:56	95-50-1	
1,3-Dichlorobenzene	ND	ug/L	5.0	1		02/17/23 15:56	541-73-1	
1,4-Dichlorobenzene	ND	ug/L	5.0	1		02/17/23 15:56	106-46-7	
trans-1,4-Dichloro-2-butene	ND	ug/L	100	1		02/17/23 15:56	110-57-6	
Dichlorodifluoromethane	ND	ug/L	5.0	1		02/17/23 15:56	75-71-8	
1,1-Dichloroethane	ND	ug/L	5.0	1		02/17/23 15:56	75-34-3	
1,2-Dichloroethane	ND	ug/L	5.0	1		02/17/23 15:56	107-06-2	
1,1-Dichloroethene	ND	ug/L	5.0	1		02/17/23 15:56	75-35-4	
cis-1,2-Dichloroethene	**48.8**	ug/L	5.0	1		02/17/23 15:56	156-59-2	
trans-1,2-Dichloroethene	ND	ug/L	5.0	1		02/17/23 15:56	156-60-5	
1,2-Dichloropropane	ND	ug/L	5.0	1		02/17/23 15:56	78-87-5	
1,3-Dichloropropane	ND	ug/L	5.0	1		02/17/23 15:56	142-28-9	
2,2-Dichloropropane	ND	ug/L	5.0	1		02/17/23 15:56	594-20-7	
1,1-Dichloropropene	ND	ug/L	5.0	1		02/17/23 15:56	563-58-6	
cis-1,3-Dichloropropene	ND	ug/L	5.0	1		02/17/23 15:56	10061-01-5	
trans-1,3-Dichloropropene	ND	ug/L	5.0	1		02/17/23 15:56	10061-02-6	
Ethylbenzene	ND	ug/L	5.0	1		02/17/23 15:56	100-41-4	
Ethyl methacrylate	ND	ug/L	100	1		02/17/23 15:56	97-63-2	
Hexachloro-1,3-butadiene	ND	ug/L	5.0	1		02/17/23 15:56	87-68-3	
n-Hexane	ND	ug/L	5.0	1		02/17/23 15:56	110-54-3	
2-Hexanone	ND	ug/L	25.0	1		02/17/23 15:56	591-78-6	
Iodomethane	ND	ug/L	10.0	1		02/17/23 15:56	74-88-4	

This report shall not be reproduced, except in full,
without the written consent of Pace Analytical Services, LLC.

Pace Analytical Services, LLC
7726 Moller Road
Indianapolis, IN 46268
(317)228-3100

ANALYTICAL RESULTS

Project: HRID 1Q2023
Pace Project No.: 50337537

Sample: MW-59D **Lab ID: 50337537014** Collected: 02/13/23 12:27 Received: 02/15/23 16:51 Matrix: Water

Parameters	Results	Units	Report Limit	DF	Prepared	Analyzed	CAS No.	Qual
8260 MSV Indiana	Analytical Method: EPA 5030/8260							
	Pace Analytical Services - Indianapolis							
Isopropylbenzene (Cumene)	ND	ug/L	5.0	1		02/17/23 15:56	98-82-8	
p-Isopropyltoluene	ND	ug/L	5.0	1		02/17/23 15:56	99-87-6	
Methylene Chloride	ND	ug/L	5.0	1		02/17/23 15:56	75-09-2	
1-Methylnaphthalene	ND	ug/L	10.0	1		02/17/23 15:56	90-12-0	
2-Methylnaphthalene	ND	ug/L	10.0	1		02/17/23 15:56	91-57-6	
4-Methyl-2-pentanone (MIBK)	ND	ug/L	25.0	1		02/17/23 15:56	108-10-1	
Methyl-tert-butyl ether	ND	ug/L	4.0	1		02/17/23 15:56	1634-04-4	
Naphthalene	ND	ug/L	1.2	1		02/17/23 15:56	91-20-3	
n-Propylbenzene	ND	ug/L	5.0	1		02/17/23 15:56	103-65-1	
Styrene	ND	ug/L	5.0	1		02/17/23 15:56	100-42-5	
1,1,1,2-Tetrachloroethane	ND	ug/L	5.0	1		02/17/23 15:56	630-20-6	
1,1,2,2-Tetrachloroethane	ND	ug/L	5.0	1		02/17/23 15:56	79-34-5	
Tetrachloroethene	ND	ug/L	5.0	1		02/17/23 15:56	127-18-4	
Toluene	ND	ug/L	5.0	1		02/17/23 15:56	108-88-3	
1,2,3-Trichlorobenzene	ND	ug/L	5.0	1		02/17/23 15:56	87-61-6	
1,2,4-Trichlorobenzene	ND	ug/L	5.0	1		02/17/23 15:56	120-82-1	
1,1,1-Trichloroethane	ND	ug/L	5.0	1		02/17/23 15:56	71-55-6	
1,1,2-Trichloroethane	ND	ug/L	5.0	1		02/17/23 15:56	79-00-5	
Trichloroethene	ND	ug/L	5.0	1		02/17/23 15:56	79-01-6	
Trichlorofluoromethane	ND	ug/L	5.0	1		02/17/23 15:56	75-69-4	
1,2,3-Trichloropropane	ND	ug/L	5.0	1		02/17/23 15:56	96-18-4	
1,2,4-Trimethylbenzene	ND	ug/L	5.0	1		02/17/23 15:56	95-63-6	
1,3,5-Trimethylbenzene	ND	ug/L	5.0	1		02/17/23 15:56	108-67-8	
Vinyl acetate	ND	ug/L	50.0	1		02/17/23 15:56	108-05-4	L1
Vinyl chloride	**10.2**	ug/L	2.0	1		02/17/23 15:56	75-01-4	
Xylene (Total)	ND	ug/L	10.0	1		02/17/23 15:56	1330-20-7	
Surrogates								
Dibromofluoromethane (S)	97	%.	82-128	1		02/17/23 15:56	1868-53-7	
4-Bromofluorobenzene (S)	100	%.	79-124	1		02/17/23 15:56	460-00-4	
Toluene-d8 (S)	101	%.	73-122	1		02/17/23 15:56	2037-26-5	

This report shall not be reproduced, except in full,
without the written consent of Pace Analytical Services, LLC.

Pace Analytical Services, LLC
7726 Moller Road
Indianapolis, IN 46268
(317)228-3100

ANALYTICAL RESULTS

Project: HRID 1Q2023
Pace Project No.: 50337537

Sample: Trip Blank **Lab ID: 50337537015** Collected: 02/13/23 08:00 Received: 02/15/23 16:51 Matrix: Water

Parameters	Results	Units	Report Limit	DF	Prepared	Analyzed	CAS No.	Qual
8260 MSV Indiana	Analytical Method: EPA 5030/8260							
	Pace Analytical Services - Indianapolis							
Acetone	ND	ug/L	100	1		02/17/23 16:25	67-64-1	
Acrolein	ND	ug/L	50.0	1		02/17/23 16:25	107-02-8	
Acrylonitrile	ND	ug/L	100	1		02/17/23 16:25	107-13-1	
Benzene	ND	ug/L	5.0	1		02/17/23 16:25	71-43-2	
Bromobenzene	ND	ug/L	5.0	1		02/17/23 16:25	108-86-1	
Bromochloromethane	ND	ug/L	5.0	1		02/17/23 16:25	74-97-5	
Bromodichloromethane	ND	ug/L	5.0	1		02/17/23 16:25	75-27-4	
Bromoform	ND	ug/L	5.0	1		02/17/23 16:25	75-25-2	
Bromomethane	ND	ug/L	5.0	1		02/17/23 16:25	74-83-9	
2-Butanone (MEK)	ND	ug/L	25.0	1		02/17/23 16:25	78-93-3	
n-Butylbenzene	ND	ug/L	5.0	1		02/17/23 16:25	104-51-8	
sec-Butylbenzene	ND	ug/L	5.0	1		02/17/23 16:25	135-98-8	
tert-Butylbenzene	ND	ug/L	5.0	1		02/17/23 16:25	98-06-6	
Carbon disulfide	ND	ug/L	10.0	1		02/17/23 16:25	75-15-0	
Carbon tetrachloride	ND	ug/L	5.0	1		02/17/23 16:25	56-23-5	
Chlorobenzene	ND	ug/L	5.0	1		02/17/23 16:25	108-90-7	
Chloroethane	ND	ug/L	5.0	1		02/17/23 16:25	75-00-3	
Chloroform	ND	ug/L	5.0	1		02/17/23 16:25	67-66-3	
Chloromethane	ND	ug/L	5.0	1		02/17/23 16:25	74-87-3	
2-Chlorotoluene	ND	ug/L	5.0	1		02/17/23 16:25	95-49-8	
4-Chlorotoluene	ND	ug/L	5.0	1		02/17/23 16:25	106-43-4	
Dibromochloromethane	ND	ug/L	5.0	1		02/17/23 16:25	124-48-1	
1,2-Dibromoethane (EDB)	ND	ug/L	5.0	1		02/17/23 16:25	106-93-4	
Dibromomethane	ND	ug/L	5.0	1		02/17/23 16:25	74-95-3	
1,2-Dichlorobenzene	ND	ug/L	5.0	1		02/17/23 16:25	95-50-1	
1,3-Dichlorobenzene	ND	ug/L	5.0	1		02/17/23 16:25	541-73-1	
1,4-Dichlorobenzene	ND	ug/L	5.0	1		02/17/23 16:25	106-46-7	
trans-1,4-Dichloro-2-butene	ND	ug/L	100	1		02/17/23 16:25	110-57-6	
Dichlorodifluoromethane	ND	ug/L	5.0	1		02/17/23 16:25	75-71-8	
1,1-Dichloroethane	ND	ug/L	5.0	1		02/17/23 16:25	75-34-3	
1,2-Dichloroethane	ND	ug/L	5.0	1		02/17/23 16:25	107-06-2	
1,1-Dichloroethene	ND	ug/L	5.0	1		02/17/23 16:25	75-35-4	
cis-1,2-Dichloroethene	ND	ug/L	5.0	1		02/17/23 16:25	156-59-2	
trans-1,2-Dichloroethene	ND	ug/L	5.0	1		02/17/23 16:25	156-60-5	
1,2-Dichloropropane	ND	ug/L	5.0	1		02/17/23 16:25	78-87-5	
1,3-Dichloropropane	ND	ug/L	5.0	1		02/17/23 16:25	142-28-9	
2,2-Dichloropropane	ND	ug/L	5.0	1		02/17/23 16:25	594-20-7	
1,1-Dichloropropene	ND	ug/L	5.0	1		02/17/23 16:25	563-58-6	
cis-1,3-Dichloropropene	ND	ug/L	5.0	1		02/17/23 16:25	10061-01-5	
trans-1,3-Dichloropropene	ND	ug/L	5.0	1		02/17/23 16:25	10061-02-6	
Ethylbenzene	ND	ug/L	5.0	1		02/17/23 16:25	100-41-4	
Ethyl methacrylate	ND	ug/L	100	1		02/17/23 16:25	97-63-2	
Hexachloro-1,3-butadiene	ND	ug/L	5.0	1		02/17/23 16:25	87-68-3	
n-Hexane	ND	ug/L	5.0	1		02/17/23 16:25	110-54-3	
2-Hexanone	ND	ug/L	25.0	1		02/17/23 16:25	591-78-6	
Iodomethane	ND	ug/L	10.0	1		02/17/23 16:25	74-88-4	

This report shall not be reproduced, except in full,
without the written consent of Pace Analytical Services, LLC.

Pace Analytical Services, LLC
7726 Moller Road
Indianapolis, IN 46268
(317)228-3100

ANALYTICAL RESULTS

Project: HRID 1Q2023
Pace Project No.: 50337537

Sample: Trip Blank **Lab ID: 50337537015** Collected: 02/13/23 08:00 Received: 02/15/23 16:51 Matrix: Water

Parameters	Results	Units	Report Limit	DF	Prepared	Analyzed	CAS No.	Qual
8260 MSV Indiana	Analytical Method: EPA 5030/8260							
	Pace Analytical Services - Indianapolis							
Isopropylbenzene (Cumene)	ND	ug/L	5.0	1		02/17/23 16:25	98-82-8	
p-Isopropyltoluene	ND	ug/L	5.0	1		02/17/23 16:25	99-87-6	
Methylene Chloride	ND	ug/L	5.0	1		02/17/23 16:25	75-09-2	
1-Methylnaphthalene	ND	ug/L	10.0	1		02/17/23 16:25	90-12-0	
2-Methylnaphthalene	ND	ug/L	10.0	1		02/17/23 16:25	91-57-6	
4-Methyl-2-pentanone (MIBK)	ND	ug/L	25.0	1		02/17/23 16:25	108-10-1	
Methyl-tert-butyl ether	ND	ug/L	4.0	1		02/17/23 16:25	1634-04-4	
Naphthalene	ND	ug/L	1.2	1		02/17/23 16:25	91-20-3	
n-Propylbenzene	ND	ug/L	5.0	1		02/17/23 16:25	103-65-1	
Styrene	ND	ug/L	5.0	1		02/17/23 16:25	100-42-5	
1,1,1,2-Tetrachloroethane	ND	ug/L	5.0	1		02/17/23 16:25	630-20-6	
1,1,2,2-Tetrachloroethane	ND	ug/L	5.0	1		02/17/23 16:25	79-34-5	
Tetrachloroethene	ND	ug/L	5.0	1		02/17/23 16:25	127-18-4	
Toluene	ND	ug/L	5.0	1		02/17/23 16:25	108-88-3	
1,2,3-Trichlorobenzene	ND	ug/L	5.0	1		02/17/23 16:25	87-61-6	
1,2,4-Trichlorobenzene	ND	ug/L	5.0	1		02/17/23 16:25	120-82-1	
1,1,1-Trichloroethane	ND	ug/L	5.0	1		02/17/23 16:25	71-55-6	
1,1,2-Trichloroethane	ND	ug/L	5.0	1		02/17/23 16:25	79-00-5	
Trichloroethene	ND	ug/L	5.0	1		02/17/23 16:25	79-01-6	
Trichlorofluoromethane	ND	ug/L	5.0	1		02/17/23 16:25	75-69-4	
1,2,3-Trichloropropane	ND	ug/L	5.0	1		02/17/23 16:25	96-18-4	
1,2,4-Trimethylbenzene	ND	ug/L	5.0	1		02/17/23 16:25	95-63-6	
1,3,5-Trimethylbenzene	ND	ug/L	5.0	1		02/17/23 16:25	108-67-8	
Vinyl acetate	ND	ug/L	50.0	1		02/17/23 16:25	108-05-4	L1
Vinyl chloride	ND	ug/L	2.0	1		02/17/23 16:25	75-01-4	
Xylene (Total)	ND	ug/L	10.0	1		02/17/23 16:25	1330-20-7	
Surrogates								
Dibromofluoromethane (S)	97	%.	82-128	1		02/17/23 16:25	1868-53-7	
4-Bromofluorobenzene (S)	99	%.	79-124	1		02/17/23 16:25	460-00-4	
Toluene-d8 (S)	102	%.	73-122	1		02/17/23 16:25	2037-26-5	

This report shall not be reproduced, except in full,
without the written consent of Pace Analytical Services, LLC.

Pace Analytical Services, LLC
7726 Moller Road
Indianapolis, IN 46268
(317)228-3100

ANALYTICAL RESULTS

Project: HRID 1Q2023
Pace Project No.: 50337537

Sample: MW-22D **Lab ID: 50337537016** Collected: 02/15/23 14:42 Received: 02/15/23 16:51 Matrix: Water

Parameters	Results	Units	Report Limit	DF	Prepared	Analyzed	CAS No.	Qual
8260 MSV Indiana	Analytical Method: EPA 5030/8260							
	Pace Analytical Services - Indianapolis							
Acetone	ND	ug/L	100	1		02/17/23 16:54	67-64-1	
Acrolein	ND	ug/L	50.0	1		02/17/23 16:54	107-02-8	
Acrylonitrile	ND	ug/L	100	1		02/17/23 16:54	107-13-1	
Benzene	ND	ug/L	5.0	1		02/17/23 16:54	71-43-2	
Bromobenzene	ND	ug/L	5.0	1		02/17/23 16:54	108-86-1	
Bromochloromethane	ND	ug/L	5.0	1		02/17/23 16:54	74-97-5	
Bromodichloromethane	ND	ug/L	5.0	1		02/17/23 16:54	75-27-4	
Bromoform	ND	ug/L	5.0	1		02/17/23 16:54	75-25-2	
Bromomethane	ND	ug/L	5.0	1		02/17/23 16:54	74-83-9	
2-Butanone (MEK)	ND	ug/L	25.0	1		02/17/23 16:54	78-93-3	
n-Butylbenzene	ND	ug/L	5.0	1		02/17/23 16:54	104-51-8	
sec-Butylbenzene	ND	ug/L	5.0	1		02/17/23 16:54	135-98-8	
tert-Butylbenzene	ND	ug/L	5.0	1		02/17/23 16:54	98-06-6	
Carbon disulfide	ND	ug/L	10.0	1		02/17/23 16:54	75-15-0	
Carbon tetrachloride	ND	ug/L	5.0	1		02/17/23 16:54	56-23-5	
Chlorobenzene	ND	ug/L	5.0	1		02/17/23 16:54	108-90-7	
Chloroethane	ND	ug/L	5.0	1		02/17/23 16:54	75-00-3	
Chloroform	ND	ug/L	5.0	1		02/17/23 16:54	67-66-3	
Chloromethane	ND	ug/L	5.0	1		02/17/23 16:54	74-87-3	
2-Chlorotoluene	ND	ug/L	5.0	1		02/17/23 16:54	95-49-8	
4-Chlorotoluene	ND	ug/L	5.0	1		02/17/23 16:54	106-43-4	
Dibromochloromethane	ND	ug/L	5.0	1		02/17/23 16:54	124-48-1	
1,2-Dibromoethane (EDB)	ND	ug/L	5.0	1		02/17/23 16:54	106-93-4	
Dibromomethane	ND	ug/L	5.0	1		02/17/23 16:54	74-95-3	
1,2-Dichlorobenzene	ND	ug/L	5.0	1		02/17/23 16:54	95-50-1	
1,3-Dichlorobenzene	ND	ug/L	5.0	1		02/17/23 16:54	541-73-1	
1,4-Dichlorobenzene	ND	ug/L	5.0	1		02/17/23 16:54	106-46-7	
trans-1,4-Dichloro-2-butene	ND	ug/L	100	1		02/17/23 16:54	110-57-6	
Dichlorodifluoromethane	ND	ug/L	5.0	1		02/17/23 16:54	75-71-8	
1,1-Dichloroethane	ND	ug/L	5.0	1		02/17/23 16:54	75-34-3	
1,2-Dichloroethane	ND	ug/L	5.0	1		02/17/23 16:54	107-06-2	
1,1-Dichloroethene	ND	ug/L	5.0	1		02/17/23 16:54	75-35-4	
cis-1,2-Dichloroethene	**89.0**	ug/L	5.0	1		02/17/23 16:54	156-59-2	
trans-1,2-Dichloroethene	ND	ug/L	5.0	1		02/17/23 16:54	156-60-5	
1,2-Dichloropropane	ND	ug/L	5.0	1		02/17/23 16:54	78-87-5	
1,3-Dichloropropane	ND	ug/L	5.0	1		02/17/23 16:54	142-28-9	
2,2-Dichloropropane	ND	ug/L	5.0	1		02/17/23 16:54	594-20-7	
1,1-Dichloropropene	ND	ug/L	5.0	1		02/17/23 16:54	563-58-6	
cis-1,3-Dichloropropene	ND	ug/L	5.0	1		02/17/23 16:54	10061-01-5	
trans-1,3-Dichloropropene	ND	ug/L	5.0	1		02/17/23 16:54	10061-02-6	
Ethylbenzene	ND	ug/L	5.0	1		02/17/23 16:54	100-41-4	
Ethyl methacrylate	ND	ug/L	100	1		02/17/23 16:54	97-63-2	
Hexachloro-1,3-butadiene	ND	ug/L	5.0	1		02/17/23 16:54	87-68-3	
n-Hexane	ND	ug/L	5.0	1		02/17/23 16:54	110-54-3	
2-Hexanone	ND	ug/L	25.0	1		02/17/23 16:54	591-78-6	
Iodomethane	ND	ug/L	10.0	1		02/17/23 16:54	74-88-4	

This report shall not be reproduced, except in full,
without the written consent of Pace Analytical Services, LLC.

Pace Analytical Services, LLC
7726 Moller Road
Indianapolis, IN 46268
(317)228-3100

ANALYTICAL RESULTS

Project: HRID 1Q2023
Pace Project No.: 50337537

Sample: MW-22D **Lab ID: 50337537016** Collected: 02/15/23 14:42 Received: 02/15/23 16:51 Matrix: Water

Parameters	Results	Units	Report Limit	DF	Prepared	Analyzed	CAS No.	Qual
8260 MSV Indiana	Analytical Method: EPA 5030/8260							
	Pace Analytical Services - Indianapolis							
Isopropylbenzene (Cumene)	ND	ug/L	5.0	1		02/17/23 16:54	98-82-8	
p-Isopropyltoluene	ND	ug/L	5.0	1		02/17/23 16:54	99-87-6	
Methylene Chloride	ND	ug/L	5.0	1		02/17/23 16:54	75-09-2	
1-Methylnaphthalene	ND	ug/L	10.0	1		02/17/23 16:54	90-12-0	
2-Methylnaphthalene	ND	ug/L	10.0	1		02/17/23 16:54	91-57-6	
4-Methyl-2-pentanone (MIBK)	ND	ug/L	25.0	1		02/17/23 16:54	108-10-1	
Methyl-tert-butyl ether	ND	ug/L	4.0	1		02/17/23 16:54	1634-04-4	
Naphthalene	ND	ug/L	1.2	1		02/17/23 16:54	91-20-3	
n-Propylbenzene	ND	ug/L	5.0	1		02/17/23 16:54	103-65-1	
Styrene	ND	ug/L	5.0	1		02/17/23 16:54	100-42-5	
1,1,1,2-Tetrachloroethane	ND	ug/L	5.0	1		02/17/23 16:54	630-20-6	
1,1,2,2-Tetrachloroethane	ND	ug/L	5.0	1		02/17/23 16:54	79-34-5	
Tetrachloroethene	**11.8**	ug/L	5.0	1		02/17/23 16:54	127-18-4	
Toluene	ND	ug/L	5.0	1		02/17/23 16:54	108-88-3	
1,2,3-Trichlorobenzene	ND	ug/L	5.0	1		02/17/23 16:54	87-61-6	
1,2,4-Trichlorobenzene	ND	ug/L	5.0	1		02/17/23 16:54	120-82-1	
1,1,1-Trichloroethane	ND	ug/L	5.0	1		02/17/23 16:54	71-55-6	
1,1,2-Trichloroethane	ND	ug/L	5.0	1		02/17/23 16:54	79-00-5	
Trichloroethene	**35.9**	ug/L	5.0	1		02/17/23 16:54	79-01-6	
Trichlorofluoromethane	ND	ug/L	5.0	1		02/17/23 16:54	75-69-4	
1,2,3-Trichloropropane	ND	ug/L	5.0	1		02/17/23 16:54	96-18-4	
1,2,4-Trimethylbenzene	ND	ug/L	5.0	1		02/17/23 16:54	95-63-6	
1,3,5-Trimethylbenzene	ND	ug/L	5.0	1		02/17/23 16:54	108-67-8	
Vinyl acetate	ND	ug/L	50.0	1		02/17/23 16:54	108-05-4	L1,M0
Vinyl chloride	**36.6**	ug/L	2.0	1		02/17/23 16:54	75-01-4	
Xylene (Total)	ND	ug/L	10.0	1		02/17/23 16:54	1330-20-7	
Surrogates								
Dibromofluoromethane (S)	97	%.	82-128	1		02/17/23 16:54	1868-53-7	
4-Bromofluorobenzene (S)	99	%.	79-124	1		02/17/23 16:54	460-00-4	
Toluene-d8 (S)	101	%.	73-122	1		02/17/23 16:54	2037-26-5	

This report shall not be reproduced, except in full,
without the written consent of Pace Analytical Services, LLC.

Pace Analytical Services, LLC
7726 Moller Road
Indianapolis, IN 46268
(317)228-3100

ANALYTICAL RESULTS

Project: HRID 1Q2023
Pace Project No.: 50337537

Sample: MW-42 **Lab ID: 50337537017** Collected: 02/15/23 13:12 Received: 02/15/23 16:51 Matrix: Water

Parameters	Results	Units	Report Limit	DF	Prepared	Analyzed	CAS No.	Qual
8260 MSV Indiana	Analytical Method: EPA 5030/8260							
	Pace Analytical Services - Indianapolis							
Acetone	ND	ug/L	100	1		02/17/23 18:22	67-64-1	
Acrolein	ND	ug/L	50.0	1		02/17/23 18:22	107-02-8	
Acrylonitrile	ND	ug/L	100	1		02/17/23 18:22	107-13-1	
Benzene	ND	ug/L	5.0	1		02/17/23 18:22	71-43-2	
Bromobenzene	ND	ug/L	5.0	1		02/17/23 18:22	108-86-1	
Bromochloromethane	ND	ug/L	5.0	1		02/17/23 18:22	74-97-5	
Bromodichloromethane	ND	ug/L	5.0	1		02/17/23 18:22	75-27-4	
Bromoform	ND	ug/L	5.0	1		02/17/23 18:22	75-25-2	
Bromomethane	ND	ug/L	5.0	1		02/17/23 18:22	74-83-9	
2-Butanone (MEK)	ND	ug/L	25.0	1		02/17/23 18:22	78-93-3	
n-Butylbenzene	ND	ug/L	5.0	1		02/17/23 18:22	104-51-8	
sec-Butylbenzene	ND	ug/L	5.0	1		02/17/23 18:22	135-98-8	
tert-Butylbenzene	ND	ug/L	5.0	1		02/17/23 18:22	98-06-6	
Carbon disulfide	ND	ug/L	10.0	1		02/17/23 18:22	75-15-0	
Carbon tetrachloride	ND	ug/L	5.0	1		02/17/23 18:22	56-23-5	
Chlorobenzene	ND	ug/L	5.0	1		02/17/23 18:22	108-90-7	
Chloroethane	ND	ug/L	5.0	1		02/17/23 18:22	75-00-3	
Chloroform	ND	ug/L	5.0	1		02/17/23 18:22	67-66-3	
Chloromethane	ND	ug/L	5.0	1		02/17/23 18:22	74-87-3	
2-Chlorotoluene	ND	ug/L	5.0	1		02/17/23 18:22	95-49-8	
4-Chlorotoluene	ND	ug/L	5.0	1		02/17/23 18:22	106-43-4	
Dibromochloromethane	ND	ug/L	5.0	1		02/17/23 18:22	124-48-1	
1,2-Dibromoethane (EDB)	ND	ug/L	5.0	1		02/17/23 18:22	106-93-4	
Dibromomethane	ND	ug/L	5.0	1		02/17/23 18:22	74-95-3	
1,2-Dichlorobenzene	ND	ug/L	5.0	1		02/17/23 18:22	95-50-1	
1,3-Dichlorobenzene	ND	ug/L	5.0	1		02/17/23 18:22	541-73-1	
1,4-Dichlorobenzene	ND	ug/L	5.0	1		02/17/23 18:22	106-46-7	
trans-1,4-Dichloro-2-butene	ND	ug/L	100	1		02/17/23 18:22	110-57-6	
Dichlorodifluoromethane	ND	ug/L	5.0	1		02/17/23 18:22	75-71-8	
1,1-Dichloroethane	ND	ug/L	5.0	1		02/17/23 18:22	75-34-3	
1,2-Dichloroethane	ND	ug/L	5.0	1		02/17/23 18:22	107-06-2	
1,1-Dichloroethene	ND	ug/L	5.0	1		02/17/23 18:22	75-35-4	
cis-1,2-Dichloroethene	ND	ug/L	5.0	1		02/17/23 18:22	156-59-2	
trans-1,2-Dichloroethene	ND	ug/L	5.0	1		02/17/23 18:22	156-60-5	
1,2-Dichloropropane	ND	ug/L	5.0	1		02/17/23 18:22	78-87-5	
1,3-Dichloropropane	ND	ug/L	5.0	1		02/17/23 18:22	142-28-9	
2,2-Dichloropropane	ND	ug/L	5.0	1		02/17/23 18:22	594-20-7	
1,1-Dichloropropene	ND	ug/L	5.0	1		02/17/23 18:22	563-58-6	
cis-1,3-Dichloropropene	ND	ug/L	5.0	1		02/17/23 18:22	10061-01-5	
trans-1,3-Dichloropropene	ND	ug/L	5.0	1		02/17/23 18:22	10061-02-6	
Ethylbenzene	ND	ug/L	5.0	1		02/17/23 18:22	100-41-4	
Ethyl methacrylate	ND	ug/L	100	1		02/17/23 18:22	97-63-2	
Hexachloro-1,3-butadiene	ND	ug/L	5.0	1		02/17/23 18:22	87-68-3	
n-Hexane	ND	ug/L	5.0	1		02/17/23 18:22	110-54-3	
2-Hexanone	ND	ug/L	25.0	1		02/17/23 18:22	591-78-6	
Iodomethane	ND	ug/L	10.0	1		02/17/23 18:22	74-88-4	

This report shall not be reproduced, except in full,
without the written consent of Pace Analytical Services, LLC.

Pace Analytical Services, LLC
7726 Moller Road
Indianapolis, IN 46268
(317)228-3100

ANALYTICAL RESULTS

Project: HRID 1Q2023
Pace Project No.: 50337537

Sample: MW-42 **Lab ID: 50337537017** Collected: 02/15/23 13:12 Received: 02/15/23 16:51 Matrix: Water

Parameters	Results	Units	Report Limit	DF	Prepared	Analyzed	CAS No.	Qual
8260 MSV Indiana	Analytical Method: EPA 5030/8260							
	Pace Analytical Services - Indianapolis							
Isopropylbenzene (Cumene)	ND	ug/L	5.0	1		02/17/23 18:22	98-82-8	
p-Isopropyltoluene	ND	ug/L	5.0	1		02/17/23 18:22	99-87-6	
Methylene Chloride	ND	ug/L	5.0	1		02/17/23 18:22	75-09-2	
1-Methylnaphthalene	ND	ug/L	10.0	1		02/17/23 18:22	90-12-0	
2-Methylnaphthalene	ND	ug/L	10.0	1		02/17/23 18:22	91-57-6	
4-Methyl-2-pentanone (MIBK)	ND	ug/L	25.0	1		02/17/23 18:22	108-10-1	
Methyl-tert-butyl ether	ND	ug/L	4.0	1		02/17/23 18:22	1634-04-4	
Naphthalene	ND	ug/L	1.2	1		02/17/23 18:22	91-20-3	
n-Propylbenzene	ND	ug/L	5.0	1		02/17/23 18:22	103-65-1	
Styrene	ND	ug/L	5.0	1		02/17/23 18:22	100-42-5	
1,1,1,2-Tetrachloroethane	ND	ug/L	5.0	1		02/17/23 18:22	630-20-6	
1,1,2,2-Tetrachloroethane	ND	ug/L	5.0	1		02/17/23 18:22	79-34-5	
Tetrachloroethene	ND	ug/L	5.0	1		02/17/23 18:22	127-18-4	
Toluene	ND	ug/L	5.0	1		02/17/23 18:22	108-88-3	
1,2,3-Trichlorobenzene	ND	ug/L	5.0	1		02/17/23 18:22	87-61-6	
1,2,4-Trichlorobenzene	ND	ug/L	5.0	1		02/17/23 18:22	120-82-1	
1,1,1-Trichloroethane	ND	ug/L	5.0	1		02/17/23 18:22	71-55-6	
1,1,2-Trichloroethane	ND	ug/L	5.0	1		02/17/23 18:22	79-00-5	
Trichloroethene	**183**	ug/L	5.0	1		02/17/23 18:22	79-01-6	
Trichlorofluoromethane	ND	ug/L	5.0	1		02/17/23 18:22	75-69-4	
1,2,3-Trichloropropane	ND	ug/L	5.0	1		02/17/23 18:22	96-18-4	
1,2,4-Trimethylbenzene	ND	ug/L	5.0	1		02/17/23 18:22	95-63-6	
1,3,5-Trimethylbenzene	ND	ug/L	5.0	1		02/17/23 18:22	108-67-8	
Vinyl acetate	ND	ug/L	50.0	1		02/17/23 18:22	108-05-4	L1
Vinyl chloride	ND	ug/L	2.0	1		02/17/23 18:22	75-01-4	
Xylene (Total)	ND	ug/L	10.0	1		02/17/23 18:22	1330-20-7	
Surrogates								
Dibromofluoromethane (S)	96	%.	82-128	1		02/17/23 18:22	1868-53-7	
4-Bromofluorobenzene (S)	100	%.	79-124	1		02/17/23 18:22	460-00-4	
Toluene-d8 (S)	100	%.	73-122	1		02/17/23 18:22	2037-26-5	

This report shall not be reproduced, except in full,
without the written consent of Pace Analytical Services, LLC.

Pace Analytical Services, LLC
7726 Moller Road
Indianapolis, IN 46268
(317)228-3100

ANALYTICAL RESULTS

Project: HRID 1Q2023
Pace Project No.: 50337537

Sample: MW-42D **Lab ID: 50337537018** Collected: 02/15/23 13:57 Received: 02/15/23 16:51 Matrix: Water

Parameters	Results	Units	Report Limit	DF	Prepared	Analyzed	CAS No.	Qual
8260 MSV Indiana	Analytical Method: EPA 5030/8260							
	Pace Analytical Services - Indianapolis							
Acetone	ND	ug/L	100	1		02/17/23 18:51	67-64-1	
Acrolein	ND	ug/L	50.0	1		02/17/23 18:51	107-02-8	
Acrylonitrile	ND	ug/L	100	1		02/17/23 18:51	107-13-1	
Benzene	ND	ug/L	5.0	1		02/17/23 18:51	71-43-2	
Bromobenzene	ND	ug/L	5.0	1		02/17/23 18:51	108-86-1	
Bromochloromethane	ND	ug/L	5.0	1		02/17/23 18:51	74-97-5	
Bromodichloromethane	ND	ug/L	5.0	1		02/17/23 18:51	75-27-4	
Bromoform	ND	ug/L	5.0	1		02/17/23 18:51	75-25-2	
Bromomethane	ND	ug/L	5.0	1		02/17/23 18:51	74-83-9	
2-Butanone (MEK)	ND	ug/L	25.0	1		02/17/23 18:51	78-93-3	
n-Butylbenzene	ND	ug/L	5.0	1		02/17/23 18:51	104-51-8	
sec-Butylbenzene	ND	ug/L	5.0	1		02/17/23 18:51	135-98-8	
tert-Butylbenzene	ND	ug/L	5.0	1		02/17/23 18:51	98-06-6	
Carbon disulfide	ND	ug/L	10.0	1		02/17/23 18:51	75-15-0	
Carbon tetrachloride	ND	ug/L	5.0	1		02/17/23 18:51	56-23-5	
Chlorobenzene	ND	ug/L	5.0	1		02/17/23 18:51	108-90-7	
Chloroethane	ND	ug/L	5.0	1		02/17/23 18:51	75-00-3	
Chloroform	ND	ug/L	5.0	1		02/17/23 18:51	67-66-3	
Chloromethane	ND	ug/L	5.0	1		02/17/23 18:51	74-87-3	
2-Chlorotoluene	ND	ug/L	5.0	1		02/17/23 18:51	95-49-8	
4-Chlorotoluene	ND	ug/L	5.0	1		02/17/23 18:51	106-43-4	
Dibromochloromethane	ND	ug/L	5.0	1		02/17/23 18:51	124-48-1	
1,2-Dibromoethane (EDB)	ND	ug/L	5.0	1		02/17/23 18:51	106-93-4	
Dibromomethane	ND	ug/L	5.0	1		02/17/23 18:51	74-95-3	
1,2-Dichlorobenzene	ND	ug/L	5.0	1		02/17/23 18:51	95-50-1	
1,3-Dichlorobenzene	ND	ug/L	5.0	1		02/17/23 18:51	541-73-1	
1,4-Dichlorobenzene	ND	ug/L	5.0	1		02/17/23 18:51	106-46-7	
trans-1,4-Dichloro-2-butene	ND	ug/L	100	1		02/17/23 18:51	110-57-6	
Dichlorodifluoromethane	ND	ug/L	5.0	1		02/17/23 18:51	75-71-8	
1,1-Dichloroethane	ND	ug/L	5.0	1		02/17/23 18:51	75-34-3	
1,2-Dichloroethane	ND	ug/L	5.0	1		02/17/23 18:51	107-06-2	
1,1-Dichloroethene	ND	ug/L	5.0	1		02/17/23 18:51	75-35-4	
cis-1,2-Dichloroethene	**328**	ug/L	50.0	10		02/20/23 12:23	156-59-2	
trans-1,2-Dichloroethene	**27.8**	ug/L	5.0	1		02/17/23 18:51	156-60-5	
1,2-Dichloropropane	ND	ug/L	5.0	1		02/17/23 18:51	78-87-5	
1,3-Dichloropropane	ND	ug/L	5.0	1		02/17/23 18:51	142-28-9	
2,2-Dichloropropane	ND	ug/L	5.0	1		02/17/23 18:51	594-20-7	
1,1-Dichloropropene	ND	ug/L	5.0	1		02/17/23 18:51	563-58-6	
cis-1,3-Dichloropropene	ND	ug/L	5.0	1		02/17/23 18:51	10061-01-5	
trans-1,3-Dichloropropene	ND	ug/L	5.0	1		02/17/23 18:51	10061-02-6	
Ethylbenzene	ND	ug/L	5.0	1		02/17/23 18:51	100-41-4	
Ethyl methacrylate	ND	ug/L	100	1		02/17/23 18:51	97-63-2	
Hexachloro-1,3-butadiene	ND	ug/L	5.0	1		02/17/23 18:51	87-68-3	
n-Hexane	ND	ug/L	5.0	1		02/17/23 18:51	110-54-3	
2-Hexanone	ND	ug/L	25.0	1		02/17/23 18:51	591-78-6	
Iodomethane	ND	ug/L	10.0	1		02/17/23 18:51	74-88-4	

This report shall not be reproduced, except in full,
without the written consent of Pace Analytical Services, LLC.

Pace Analytical Services, LLC
7726 Moller Road
Indianapolis, IN 46268
(317)228-3100

ANALYTICAL RESULTS

Project: HRID 1Q2023
Pace Project No.: 50337537

Sample: MW-42D **Lab ID: 50337537018** Collected: 02/15/23 13:57 Received: 02/15/23 16:51 Matrix: Water

Parameters	Results	Units	Report Limit	DF	Prepared	Analyzed	CAS No.	Qual
8260 MSV Indiana	Analytical Method: EPA 5030/8260							
	Pace Analytical Services - Indianapolis							
Isopropylbenzene (Cumene)	ND	ug/L	5.0	1		02/17/23 18:51	98-82-8	
p-Isopropyltoluene	ND	ug/L	5.0	1		02/17/23 18:51	99-87-6	
Methylene Chloride	ND	ug/L	5.0	1		02/17/23 18:51	75-09-2	
1-Methylnaphthalene	ND	ug/L	10.0	1		02/17/23 18:51	90-12-0	
2-Methylnaphthalene	ND	ug/L	10.0	1		02/17/23 18:51	91-57-6	
4-Methyl-2-pentanone (MIBK)	ND	ug/L	25.0	1		02/17/23 18:51	108-10-1	
Methyl-tert-butyl ether	ND	ug/L	4.0	1		02/17/23 18:51	1634-04-4	
Naphthalene	ND	ug/L	1.2	1		02/17/23 18:51	91-20-3	
n-Propylbenzene	ND	ug/L	5.0	1		02/17/23 18:51	103-65-1	
Styrene	ND	ug/L	5.0	1		02/17/23 18:51	100-42-5	
1,1,1,2-Tetrachloroethane	ND	ug/L	5.0	1		02/17/23 18:51	630-20-6	
1,1,2,2-Tetrachloroethane	ND	ug/L	5.0	1		02/17/23 18:51	79-34-5	
Tetrachloroethene	ND	ug/L	5.0	1		02/17/23 18:51	127-18-4	
Toluene	ND	ug/L	5.0	1		02/17/23 18:51	108-88-3	
1,2,3-Trichlorobenzene	ND	ug/L	5.0	1		02/17/23 18:51	87-61-6	
1,2,4-Trichlorobenzene	ND	ug/L	5.0	1		02/17/23 18:51	120-82-1	
1,1,1-Trichloroethane	ND	ug/L	5.0	1		02/17/23 18:51	71-55-6	
1,1,2-Trichloroethane	ND	ug/L	5.0	1		02/17/23 18:51	79-00-5	
Trichloroethene	**92.9**	ug/L	5.0	1		02/17/23 18:51	79-01-6	
Trichlorofluoromethane	ND	ug/L	5.0	1		02/17/23 18:51	75-69-4	
1,2,3-Trichloropropane	ND	ug/L	5.0	1		02/17/23 18:51	96-18-4	
1,2,4-Trimethylbenzene	ND	ug/L	5.0	1		02/17/23 18:51	95-63-6	
1,3,5-Trimethylbenzene	ND	ug/L	5.0	1		02/17/23 18:51	108-67-8	
Vinyl acetate	ND	ug/L	50.0	1		02/17/23 18:51	108-05-4	L1
Vinyl chloride	ND	ug/L	2.0	1		02/17/23 18:51	75-01-4	
Xylene (Total)	ND	ug/L	10.0	1		02/17/23 18:51	1330-20-7	
Surrogates								
Dibromofluoromethane (S)	98	%.	82-128	1		02/17/23 18:51	1868-53-7	
4-Bromofluorobenzene (S)	96	%.	79-124	1		02/17/23 18:51	460-00-4	
Toluene-d8 (S)	100	%.	73-122	1		02/17/23 18:51	2037-26-5	

This report shall not be reproduced, except in full,
without the written consent of Pace Analytical Services, LLC.

Pace Analytical Services, LLC
7726 Moller Road
Indianapolis, IN 46268
(317)228-3100

ANALYTICAL RESULTS

Project: HRID 1Q2023
Pace Project No.: 50337537

Sample: MW-55S **Lab ID: 50337537019** Collected: 02/15/23 08:31 Received: 02/15/23 16:51 Matrix: Water

Parameters	Results	Units	Report Limit	DF	Prepared	Analyzed	CAS No.	Qual
8260 MSV Indiana	Analytical Method: EPA 5030/8260							
	Pace Analytical Services - Indianapolis							
Acetone	ND	ug/L	100	1		02/17/23 19:20	67-64-1	
Acrolein	ND	ug/L	50.0	1		02/17/23 19:20	107-02-8	
Acrylonitrile	ND	ug/L	100	1		02/17/23 19:20	107-13-1	
Benzene	ND	ug/L	5.0	1		02/17/23 19:20	71-43-2	
Bromobenzene	ND	ug/L	5.0	1		02/17/23 19:20	108-86-1	
Bromochloromethane	ND	ug/L	5.0	1		02/17/23 19:20	74-97-5	
Bromodichloromethane	ND	ug/L	5.0	1		02/17/23 19:20	75-27-4	
Bromoform	ND	ug/L	5.0	1		02/17/23 19:20	75-25-2	
Bromomethane	ND	ug/L	5.0	1		02/17/23 19:20	74-83-9	
2-Butanone (MEK)	ND	ug/L	25.0	1		02/17/23 19:20	78-93-3	
n-Butylbenzene	ND	ug/L	5.0	1		02/17/23 19:20	104-51-8	
sec-Butylbenzene	ND	ug/L	5.0	1		02/17/23 19:20	135-98-8	
tert-Butylbenzene	ND	ug/L	5.0	1		02/17/23 19:20	98-06-6	
Carbon disulfide	ND	ug/L	10.0	1		02/17/23 19:20	75-15-0	
Carbon tetrachloride	ND	ug/L	5.0	1		02/17/23 19:20	56-23-5	
Chlorobenzene	ND	ug/L	5.0	1		02/17/23 19:20	108-90-7	
Chloroethane	ND	ug/L	5.0	1		02/17/23 19:20	75-00-3	
Chloroform	ND	ug/L	5.0	1		02/17/23 19:20	67-66-3	
Chloromethane	ND	ug/L	5.0	1		02/17/23 19:20	74-87-3	
2-Chlorotoluene	ND	ug/L	5.0	1		02/17/23 19:20	95-49-8	
4-Chlorotoluene	ND	ug/L	5.0	1		02/17/23 19:20	106-43-4	
Dibromochloromethane	ND	ug/L	5.0	1		02/17/23 19:20	124-48-1	
1,2-Dibromoethane (EDB)	ND	ug/L	5.0	1		02/17/23 19:20	106-93-4	
Dibromomethane	ND	ug/L	5.0	1		02/17/23 19:20	74-95-3	
1,2-Dichlorobenzene	ND	ug/L	5.0	1		02/17/23 19:20	95-50-1	
1,3-Dichlorobenzene	ND	ug/L	5.0	1		02/17/23 19:20	541-73-1	
1,4-Dichlorobenzene	ND	ug/L	5.0	1		02/17/23 19:20	106-46-7	
trans-1,4-Dichloro-2-butene	ND	ug/L	100	1		02/17/23 19:20	110-57-6	
Dichlorodifluoromethane	ND	ug/L	5.0	1		02/17/23 19:20	75-71-8	
1,1-Dichloroethane	ND	ug/L	5.0	1		02/17/23 19:20	75-34-3	
1,2-Dichloroethane	ND	ug/L	5.0	1		02/17/23 19:20	107-06-2	
1,1-Dichloroethene	ND	ug/L	5.0	1		02/17/23 19:20	75-35-4	
cis-1,2-Dichloroethene	ND	ug/L	5.0	1		02/17/23 19:20	156-59-2	
trans-1,2-Dichloroethene	ND	ug/L	5.0	1		02/17/23 19:20	156-60-5	
1,2-Dichloropropane	ND	ug/L	5.0	1		02/17/23 19:20	78-87-5	
1,3-Dichloropropane	ND	ug/L	5.0	1		02/17/23 19:20	142-28-9	
2,2-Dichloropropane	ND	ug/L	5.0	1		02/17/23 19:20	594-20-7	
1,1-Dichloropropene	ND	ug/L	5.0	1		02/17/23 19:20	563-58-6	
cis-1,3-Dichloropropene	ND	ug/L	5.0	1		02/17/23 19:20	10061-01-5	
trans-1,3-Dichloropropene	ND	ug/L	5.0	1		02/17/23 19:20	10061-02-6	
Ethylbenzene	ND	ug/L	5.0	1		02/17/23 19:20	100-41-4	
Ethyl methacrylate	ND	ug/L	100	1		02/17/23 19:20	97-63-2	
Hexachloro-1,3-butadiene	ND	ug/L	5.0	1		02/17/23 19:20	87-68-3	
n-Hexane	ND	ug/L	5.0	1		02/17/23 19:20	110-54-3	
2-Hexanone	ND	ug/L	25.0	1		02/17/23 19:20	591-78-6	
Iodomethane	ND	ug/L	10.0	1		02/17/23 19:20	74-88-4	

This report shall not be reproduced, except in full,
without the written consent of Pace Analytical Services, LLC.

Pace Analytical Services, LLC
7726 Moller Road
Indianapolis, IN 46268
(317)228-3100

ANALYTICAL RESULTS

Project: HRID 1Q2023
Pace Project No.: 50337537

Sample: MW-55S **Lab ID: 50337537019** Collected: 02/15/23 08:31 Received: 02/15/23 16:51 Matrix: Water

Parameters	Results	Units	Report Limit	DF	Prepared	Analyzed	CAS No.	Qual
8260 MSV Indiana	Analytical Method: EPA 5030/8260							
	Pace Analytical Services - Indianapolis							
Isopropylbenzene (Cumene)	ND	ug/L	5.0	1		02/17/23 19:20	98-82-8	
p-Isopropyltoluene	ND	ug/L	5.0	1		02/17/23 19:20	99-87-6	
Methylene Chloride	ND	ug/L	5.0	1		02/17/23 19:20	75-09-2	
1-Methylnaphthalene	ND	ug/L	10.0	1		02/17/23 19:20	90-12-0	
2-Methylnaphthalene	ND	ug/L	10.0	1		02/17/23 19:20	91-57-6	
4-Methyl-2-pentanone (MIBK)	ND	ug/L	25.0	1		02/17/23 19:20	108-10-1	
Methyl-tert-butyl ether	ND	ug/L	4.0	1		02/17/23 19:20	1634-04-4	
Naphthalene	ND	ug/L	1.2	1		02/17/23 19:20	91-20-3	
n-Propylbenzene	ND	ug/L	5.0	1		02/17/23 19:20	103-65-1	
Styrene	ND	ug/L	5.0	1		02/17/23 19:20	100-42-5	
1,1,1,2-Tetrachloroethane	ND	ug/L	5.0	1		02/17/23 19:20	630-20-6	
1,1,2,2-Tetrachloroethane	ND	ug/L	5.0	1		02/17/23 19:20	79-34-5	
Tetrachloroethene	ND	ug/L	5.0	1		02/17/23 19:20	127-18-4	
Toluene	ND	ug/L	5.0	1		02/17/23 19:20	108-88-3	
1,2,3-Trichlorobenzene	ND	ug/L	5.0	1		02/17/23 19:20	87-61-6	
1,2,4-Trichlorobenzene	ND	ug/L	5.0	1		02/17/23 19:20	120-82-1	
1,1,1-Trichloroethane	ND	ug/L	5.0	1		02/17/23 19:20	71-55-6	
1,1,2-Trichloroethane	ND	ug/L	5.0	1		02/17/23 19:20	79-00-5	
Trichloroethene	**52.4**	ug/L	5.0	1		02/17/23 19:20	79-01-6	
Trichlorofluoromethane	ND	ug/L	5.0	1		02/17/23 19:20	75-69-4	
1,2,3-Trichloropropane	ND	ug/L	5.0	1		02/17/23 19:20	96-18-4	
1,2,4-Trimethylbenzene	ND	ug/L	5.0	1		02/17/23 19:20	95-63-6	
1,3,5-Trimethylbenzene	ND	ug/L	5.0	1		02/17/23 19:20	108-67-8	
Vinyl acetate	ND	ug/L	50.0	1		02/17/23 19:20	108-05-4	L1
Vinyl chloride	ND	ug/L	2.0	1		02/17/23 19:20	75-01-4	
Xylene (Total)	ND	ug/L	10.0	1		02/17/23 19:20	1330-20-7	
Surrogates								
Dibromofluoromethane (S)	97	%.	82-128	1		02/17/23 19:20	1868-53-7	
4-Bromofluorobenzene (S)	100	%.	79-124	1		02/17/23 19:20	460-00-4	
Toluene-d8 (S)	101	%.	73-122	1		02/17/23 19:20	2037-26-5	

This report shall not be reproduced, except in full,
without the written consent of Pace Analytical Services, LLC.

Pace Analytical Services, LLC
7726 Moller Road
Indianapolis, IN 46268
(317)228-3100

ANALYTICAL RESULTS

Project: HRID 1Q2023
Pace Project No.: 50337537

Sample: MW-57S **Lab ID: 50337537020** Collected: 02/15/23 09:17 Received: 02/15/23 16:51 Matrix: Water

Parameters	Results	Units	Report Limit	DF	Prepared	Analyzed	CAS No.	Qual
8260 MSV Indiana	Analytical Method: EPA 5030/8260							
	Pace Analytical Services - Indianapolis							
Acetone	ND	ug/L	100	1		02/17/23 19:49	67-64-1	
Acrolein	ND	ug/L	50.0	1		02/17/23 19:49	107-02-8	
Acrylonitrile	ND	ug/L	100	1		02/17/23 19:49	107-13-1	
Benzene	ND	ug/L	5.0	1		02/17/23 19:49	71-43-2	
Bromobenzene	ND	ug/L	5.0	1		02/17/23 19:49	108-86-1	
Bromochloromethane	ND	ug/L	5.0	1		02/17/23 19:49	74-97-5	
Bromodichloromethane	ND	ug/L	5.0	1		02/17/23 19:49	75-27-4	
Bromoform	ND	ug/L	5.0	1		02/17/23 19:49	75-25-2	
Bromomethane	ND	ug/L	5.0	1		02/17/23 19:49	74-83-9	
2-Butanone (MEK)	ND	ug/L	25.0	1		02/17/23 19:49	78-93-3	
n-Butylbenzene	ND	ug/L	5.0	1		02/17/23 19:49	104-51-8	
sec-Butylbenzene	ND	ug/L	5.0	1		02/17/23 19:49	135-98-8	
tert-Butylbenzene	ND	ug/L	5.0	1		02/17/23 19:49	98-06-6	
Carbon disulfide	ND	ug/L	10.0	1		02/17/23 19:49	75-15-0	
Carbon tetrachloride	ND	ug/L	5.0	1		02/17/23 19:49	56-23-5	
Chlorobenzene	ND	ug/L	5.0	1		02/17/23 19:49	108-90-7	
Chloroethane	ND	ug/L	5.0	1		02/17/23 19:49	75-00-3	
Chloroform	ND	ug/L	5.0	1		02/17/23 19:49	67-66-3	
Chloromethane	ND	ug/L	5.0	1		02/17/23 19:49	74-87-3	
2-Chlorotoluene	ND	ug/L	5.0	1		02/17/23 19:49	95-49-8	
4-Chlorotoluene	ND	ug/L	5.0	1		02/17/23 19:49	106-43-4	
Dibromochloromethane	ND	ug/L	5.0	1		02/17/23 19:49	124-48-1	
1,2-Dibromoethane (EDB)	ND	ug/L	5.0	1		02/17/23 19:49	106-93-4	
Dibromomethane	ND	ug/L	5.0	1		02/17/23 19:49	74-95-3	
1,2-Dichlorobenzene	ND	ug/L	5.0	1		02/17/23 19:49	95-50-1	
1,3-Dichlorobenzene	ND	ug/L	5.0	1		02/17/23 19:49	541-73-1	
1,4-Dichlorobenzene	ND	ug/L	5.0	1		02/17/23 19:49	106-46-7	
trans-1,4-Dichloro-2-butene	ND	ug/L	100	1		02/17/23 19:49	110-57-6	
Dichlorodifluoromethane	ND	ug/L	5.0	1		02/17/23 19:49	75-71-8	
1,1-Dichloroethane	ND	ug/L	5.0	1		02/17/23 19:49	75-34-3	
1,2-Dichloroethane	ND	ug/L	5.0	1		02/17/23 19:49	107-06-2	
1,1-Dichloroethene	ND	ug/L	5.0	1		02/17/23 19:49	75-35-4	
cis-1,2-Dichloroethene	ND	ug/L	5.0	1		02/17/23 19:49	156-59-2	
trans-1,2-Dichloroethene	ND	ug/L	5.0	1		02/17/23 19:49	156-60-5	
1,2-Dichloropropane	ND	ug/L	5.0	1		02/17/23 19:49	78-87-5	
1,3-Dichloropropane	ND	ug/L	5.0	1		02/17/23 19:49	142-28-9	
2,2-Dichloropropane	ND	ug/L	5.0	1		02/17/23 19:49	594-20-7	
1,1-Dichloropropene	ND	ug/L	5.0	1		02/17/23 19:49	563-58-6	
cis-1,3-Dichloropropene	ND	ug/L	5.0	1		02/17/23 19:49	10061-01-5	
trans-1,3-Dichloropropene	ND	ug/L	5.0	1		02/17/23 19:49	10061-02-6	
Ethylbenzene	ND	ug/L	5.0	1		02/17/23 19:49	100-41-4	
Ethyl methacrylate	ND	ug/L	100	1		02/17/23 19:49	97-63-2	
Hexachloro-1,3-butadiene	ND	ug/L	5.0	1		02/17/23 19:49	87-68-3	
n-Hexane	ND	ug/L	5.0	1		02/17/23 19:49	110-54-3	
2-Hexanone	ND	ug/L	25.0	1		02/17/23 19:49	591-78-6	
Iodomethane	ND	ug/L	10.0	1		02/17/23 19:49	74-88-4	

This report shall not be reproduced, except in full,
without the written consent of Pace Analytical Services, LLC.

Pace Analytical Services, LLC
7726 Moller Road
Indianapolis, IN 46268
(317)228-3100

ANALYTICAL RESULTS

Project: HRID 1Q2023
Pace Project No.: 50337537

Sample: MW-57S **Lab ID: 50337537020** Collected: 02/15/23 09:17 Received: 02/15/23 16:51 Matrix: Water

Parameters	Results	Units	Report Limit	DF	Prepared	Analyzed	CAS No.	Qual
8260 MSV Indiana	Analytical Method: EPA 5030/8260							
	Pace Analytical Services - Indianapolis							
Isopropylbenzene (Cumene)	ND	ug/L	5.0	1		02/17/23 19:49	98-82-8	
p-Isopropyltoluene	ND	ug/L	5.0	1		02/17/23 19:49	99-87-6	
Methylene Chloride	ND	ug/L	5.0	1		02/17/23 19:49	75-09-2	
1-Methylnaphthalene	ND	ug/L	10.0	1		02/17/23 19:49	90-12-0	
2-Methylnaphthalene	ND	ug/L	10.0	1		02/17/23 19:49	91-57-6	
4-Methyl-2-pentanone (MIBK)	ND	ug/L	25.0	1		02/17/23 19:49	108-10-1	
Methyl-tert-butyl ether	ND	ug/L	4.0	1		02/17/23 19:49	1634-04-4	
Naphthalene	ND	ug/L	1.2	1		02/17/23 19:49	91-20-3	
n-Propylbenzene	ND	ug/L	5.0	1		02/17/23 19:49	103-65-1	
Styrene	ND	ug/L	5.0	1		02/17/23 19:49	100-42-5	
1,1,1,2-Tetrachloroethane	ND	ug/L	5.0	1		02/17/23 19:49	630-20-6	
1,1,2,2-Tetrachloroethane	ND	ug/L	5.0	1		02/17/23 19:49	79-34-5	
Tetrachloroethene	ND	ug/L	5.0	1		02/17/23 19:49	127-18-4	
Toluene	ND	ug/L	5.0	1		02/17/23 19:49	108-88-3	
1,2,3-Trichlorobenzene	ND	ug/L	5.0	1		02/17/23 19:49	87-61-6	
1,2,4-Trichlorobenzene	ND	ug/L	5.0	1		02/17/23 19:49	120-82-1	
1,1,1-Trichloroethane	ND	ug/L	5.0	1		02/17/23 19:49	71-55-6	
1,1,2-Trichloroethane	ND	ug/L	5.0	1		02/17/23 19:49	79-00-5	
Trichloroethene	**407**	ug/L	50.0	10		02/17/23 20:18	79-01-6	
Trichlorofluoromethane	ND	ug/L	5.0	1		02/17/23 19:49	75-69-4	
1,2,3-Trichloropropane	ND	ug/L	5.0	1		02/17/23 19:49	96-18-4	
1,2,4-Trimethylbenzene	ND	ug/L	5.0	1		02/17/23 19:49	95-63-6	
1,3,5-Trimethylbenzene	ND	ug/L	5.0	1		02/17/23 19:49	108-67-8	
Vinyl acetate	ND	ug/L	50.0	1		02/17/23 19:49	108-05-4	L1
Vinyl chloride	ND	ug/L	2.0	1		02/17/23 19:49	75-01-4	
Xylene (Total)	ND	ug/L	10.0	1		02/17/23 19:49	1330-20-7	
Surrogates								
Dibromofluoromethane (S)	98	%.	82-128	1		02/17/23 19:49	1868-53-7	
4-Bromofluorobenzene (S)	98	%.	79-124	1		02/17/23 19:49	460-00-4	
Toluene-d8 (S)	100	%.	73-122	1		02/17/23 19:49	2037-26-5	

This report shall not be reproduced, except in full,
without the written consent of Pace Analytical Services, LLC.

Pace Analytical Services, LLC
7726 Moller Road
Indianapolis, IN 46268
(317)228-3100

ANALYTICAL RESULTS

Project: HRID 1Q2023
Pace Project No.: 50337537

Sample: MW-53D **Lab ID: 50337537021** Collected: 02/15/23 10:02 Received: 02/15/23 16:51 Matrix: Water

Parameters	Results	Units	Report Limit	DF	Prepared	Analyzed	CAS No.	Qual
8260 MSV Indiana	Analytical Method: EPA 5030/8260							
	Pace Analytical Services - Indianapolis							
Acetone	ND	ug/L	100	1		02/17/23 20:47	67-64-1	
Acrolein	ND	ug/L	50.0	1		02/17/23 20:47	107-02-8	
Acrylonitrile	ND	ug/L	100	1		02/17/23 20:47	107-13-1	
Benzene	ND	ug/L	5.0	1		02/17/23 20:47	71-43-2	
Bromobenzene	ND	ug/L	5.0	1		02/17/23 20:47	108-86-1	
Bromochloromethane	ND	ug/L	5.0	1		02/17/23 20:47	74-97-5	
Bromodichloromethane	ND	ug/L	5.0	1		02/17/23 20:47	75-27-4	
Bromoform	ND	ug/L	5.0	1		02/17/23 20:47	75-25-2	
Bromomethane	ND	ug/L	5.0	1		02/17/23 20:47	74-83-9	
2-Butanone (MEK)	ND	ug/L	25.0	1		02/17/23 20:47	78-93-3	
n-Butylbenzene	ND	ug/L	5.0	1		02/17/23 20:47	104-51-8	
sec-Butylbenzene	ND	ug/L	5.0	1		02/17/23 20:47	135-98-8	
tert-Butylbenzene	ND	ug/L	5.0	1		02/17/23 20:47	98-06-6	
Carbon disulfide	ND	ug/L	10.0	1		02/17/23 20:47	75-15-0	
Carbon tetrachloride	ND	ug/L	5.0	1		02/17/23 20:47	56-23-5	
Chlorobenzene	ND	ug/L	5.0	1		02/17/23 20:47	108-90-7	
Chloroethane	ND	ug/L	5.0	1		02/17/23 20:47	75-00-3	
Chloroform	ND	ug/L	5.0	1		02/17/23 20:47	67-66-3	
Chloromethane	ND	ug/L	5.0	1		02/17/23 20:47	74-87-3	
2-Chlorotoluene	ND	ug/L	5.0	1		02/17/23 20:47	95-49-8	
4-Chlorotoluene	ND	ug/L	5.0	1		02/17/23 20:47	106-43-4	
Dibromochloromethane	ND	ug/L	5.0	1		02/17/23 20:47	124-48-1	
1,2-Dibromoethane (EDB)	ND	ug/L	5.0	1		02/17/23 20:47	106-93-4	
Dibromomethane	ND	ug/L	5.0	1		02/17/23 20:47	74-95-3	
1,2-Dichlorobenzene	ND	ug/L	5.0	1		02/17/23 20:47	95-50-1	
1,3-Dichlorobenzene	ND	ug/L	5.0	1		02/17/23 20:47	541-73-1	
1,4-Dichlorobenzene	ND	ug/L	5.0	1		02/17/23 20:47	106-46-7	
trans-1,4-Dichloro-2-butene	ND	ug/L	100	1		02/17/23 20:47	110-57-6	
Dichlorodifluoromethane	ND	ug/L	5.0	1		02/17/23 20:47	75-71-8	
1,1-Dichloroethane	ND	ug/L	5.0	1		02/17/23 20:47	75-34-3	
1,2-Dichloroethane	ND	ug/L	5.0	1		02/17/23 20:47	107-06-2	
1,1-Dichloroethene	ND	ug/L	5.0	1		02/17/23 20:47	75-35-4	
cis-1,2-Dichloroethene	**267**	ug/L	5.0	1		02/17/23 20:47	156-59-2	
trans-1,2-Dichloroethene	**27.6**	ug/L	5.0	1		02/17/23 20:47	156-60-5	
1,2-Dichloropropane	ND	ug/L	5.0	1		02/17/23 20:47	78-87-5	
1,3-Dichloropropane	ND	ug/L	5.0	1		02/17/23 20:47	142-28-9	
2,2-Dichloropropane	ND	ug/L	5.0	1		02/17/23 20:47	594-20-7	
1,1-Dichloropropene	ND	ug/L	5.0	1		02/17/23 20:47	563-58-6	
cis-1,3-Dichloropropene	ND	ug/L	5.0	1		02/17/23 20:47	10061-01-5	
trans-1,3-Dichloropropene	ND	ug/L	5.0	1		02/17/23 20:47	10061-02-6	
Ethylbenzene	ND	ug/L	5.0	1		02/17/23 20:47	100-41-4	
Ethyl methacrylate	ND	ug/L	100	1		02/17/23 20:47	97-63-2	
Hexachloro-1,3-butadiene	ND	ug/L	5.0	1		02/17/23 20:47	87-68-3	
n-Hexane	ND	ug/L	5.0	1		02/17/23 20:47	110-54-3	
2-Hexanone	ND	ug/L	25.0	1		02/17/23 20:47	591-78-6	
Iodomethane	ND	ug/L	10.0	1		02/17/23 20:47	74-88-4	

This report shall not be reproduced, except in full,
without the written consent of Pace Analytical Services, LLC.

Pace Analytical Services, LLC
7726 Moller Road
Indianapolis, IN 46268
(317)228-3100

ANALYTICAL RESULTS

Project: HRID 1Q2023
Pace Project No.: 50337537

Sample: MW-53D **Lab ID: 50337537021** Collected: 02/15/23 10:02 Received: 02/15/23 16:51 Matrix: Water

Parameters	Results	Units	Report Limit	DF	Prepared	Analyzed	CAS No.	Qual
8260 MSV Indiana	Analytical Method: EPA 5030/8260							
	Pace Analytical Services - Indianapolis							
Isopropylbenzene (Cumene)	ND	ug/L	5.0	1		02/17/23 20:47	98-82-8	
p-Isopropyltoluene	ND	ug/L	5.0	1		02/17/23 20:47	99-87-6	
Methylene Chloride	ND	ug/L	5.0	1		02/17/23 20:47	75-09-2	
1-Methylnaphthalene	ND	ug/L	10.0	1		02/17/23 20:47	90-12-0	
2-Methylnaphthalene	ND	ug/L	10.0	1		02/17/23 20:47	91-57-6	
4-Methyl-2-pentanone (MIBK)	ND	ug/L	25.0	1		02/17/23 20:47	108-10-1	
Methyl-tert-butyl ether	ND	ug/L	4.0	1		02/17/23 20:47	1634-04-4	
Naphthalene	ND	ug/L	1.2	1		02/17/23 20:47	91-20-3	
n-Propylbenzene	ND	ug/L	5.0	1		02/17/23 20:47	103-65-1	
Styrene	ND	ug/L	5.0	1		02/17/23 20:47	100-42-5	
1,1,1,2-Tetrachloroethane	ND	ug/L	5.0	1		02/17/23 20:47	630-20-6	
1,1,2,2-Tetrachloroethane	ND	ug/L	5.0	1		02/17/23 20:47	79-34-5	
Tetrachloroethene	ND	ug/L	5.0	1		02/17/23 20:47	127-18-4	
Toluene	ND	ug/L	5.0	1		02/17/23 20:47	108-88-3	
1,2,3-Trichlorobenzene	ND	ug/L	5.0	1		02/17/23 20:47	87-61-6	
1,2,4-Trichlorobenzene	ND	ug/L	5.0	1		02/17/23 20:47	120-82-1	
1,1,1-Trichloroethane	ND	ug/L	5.0	1		02/17/23 20:47	71-55-6	
1,1,2-Trichloroethane	ND	ug/L	5.0	1		02/17/23 20:47	79-00-5	
Trichloroethene	ND	ug/L	5.0	1		02/17/23 20:47	79-01-6	
Trichlorofluoromethane	ND	ug/L	5.0	1		02/17/23 20:47	75-69-4	
1,2,3-Trichloropropane	ND	ug/L	5.0	1		02/17/23 20:47	96-18-4	
1,2,4-Trimethylbenzene	ND	ug/L	5.0	1		02/17/23 20:47	95-63-6	
1,3,5-Trimethylbenzene	ND	ug/L	5.0	1		02/17/23 20:47	108-67-8	
Vinyl acetate	ND	ug/L	50.0	1		02/17/23 20:47	108-05-4	L1
Vinyl chloride	ND	ug/L	2.0	1		02/17/23 20:47	75-01-4	
Xylene (Total)	ND	ug/L	10.0	1		02/17/23 20:47	1330-20-7	
Surrogates								
Dibromofluoromethane (S)	99	%.	82-128	1		02/17/23 20:47	1868-53-7	
4-Bromofluorobenzene (S)	99	%.	79-124	1		02/17/23 20:47	460-00-4	
Toluene-d8 (S)	101	%.	73-122	1		02/17/23 20:47	2037-26-5	

This report shall not be reproduced, except in full,
without the written consent of Pace Analytical Services, LLC.

Pace Analytical Services, LLC
7726 Moller Road
Indianapolis, IN 46268
(317)228-3100

ANALYTICAL RESULTS

Project: HRID 1Q2023
Pace Project No.: 50337537

Sample: Dup-3 **Lab ID: 50337537022** Collected: 02/15/23 08:00 Received: 02/15/23 16:51 Matrix: Water

Parameters	Results	Units	Report Limit	DF	Prepared	Analyzed	CAS No.	Qual
8260 MSV Indiana	Analytical Method: EPA 5030/8260							
	Pace Analytical Services - Indianapolis							
Acetone	ND	ug/L	100	1		02/17/23 15:12	67-64-1	
Acrolein	ND	ug/L	50.0	1		02/17/23 15:12	107-02-8	L1
Acrylonitrile	ND	ug/L	100	1		02/17/23 15:12	107-13-1	
Benzene	ND	ug/L	5.0	1		02/17/23 15:12	71-43-2	
Bromobenzene	ND	ug/L	5.0	1		02/17/23 15:12	108-86-1	
Bromochloromethane	ND	ug/L	5.0	1		02/17/23 15:12	74-97-5	
Bromodichloromethane	ND	ug/L	5.0	1		02/17/23 15:12	75-27-4	
Bromoform	ND	ug/L	5.0	1		02/17/23 15:12	75-25-2	
Bromomethane	ND	ug/L	5.0	1		02/17/23 15:12	74-83-9	
2-Butanone (MEK)	ND	ug/L	25.0	1		02/17/23 15:12	78-93-3	
n-Butylbenzene	ND	ug/L	5.0	1		02/17/23 15:12	104-51-8	
sec-Butylbenzene	ND	ug/L	5.0	1		02/17/23 15:12	135-98-8	
tert-Butylbenzene	ND	ug/L	5.0	1		02/17/23 15:12	98-06-6	
Carbon disulfide	ND	ug/L	10.0	1		02/17/23 15:12	75-15-0	
Carbon tetrachloride	ND	ug/L	5.0	1		02/17/23 15:12	56-23-5	
Chlorobenzene	ND	ug/L	5.0	1		02/17/23 15:12	108-90-7	
Chloroethane	ND	ug/L	5.0	1		02/17/23 15:12	75-00-3	
Chloroform	ND	ug/L	5.0	1		02/17/23 15:12	67-66-3	
Chloromethane	ND	ug/L	5.0	1		02/17/23 15:12	74-87-3	
2-Chlorotoluene	ND	ug/L	5.0	1		02/17/23 15:12	95-49-8	
4-Chlorotoluene	ND	ug/L	5.0	1		02/17/23 15:12	106-43-4	
Dibromochloromethane	ND	ug/L	5.0	1		02/17/23 15:12	124-48-1	
1,2-Dibromoethane (EDB)	ND	ug/L	5.0	1		02/17/23 15:12	106-93-4	
Dibromomethane	ND	ug/L	5.0	1		02/17/23 15:12	74-95-3	
1,2-Dichlorobenzene	ND	ug/L	5.0	1		02/17/23 15:12	95-50-1	
1,3-Dichlorobenzene	ND	ug/L	5.0	1		02/17/23 15:12	541-73-1	
1,4-Dichlorobenzene	ND	ug/L	5.0	1		02/17/23 15:12	106-46-7	
trans-1,4-Dichloro-2-butene	ND	ug/L	100	1		02/17/23 15:12	110-57-6	
Dichlorodifluoromethane	ND	ug/L	5.0	1		02/17/23 15:12	75-71-8	
1,1-Dichloroethane	ND	ug/L	5.0	1		02/17/23 15:12	75-34-3	
1,2-Dichloroethane	ND	ug/L	5.0	1		02/17/23 15:12	107-06-2	
1,1-Dichloroethene	ND	ug/L	5.0	1		02/17/23 15:12	75-35-4	
cis-1,2-Dichloroethene	**1170**	ug/L	50.0	10		02/20/23 13:36	156-59-2	
trans-1,2-Dichloroethene	**18.0**	ug/L	5.0	1		02/17/23 15:12	156-60-5	
1,2-Dichloropropane	ND	ug/L	5.0	1		02/17/23 15:12	78-87-5	
1,3-Dichloropropane	ND	ug/L	5.0	1		02/17/23 15:12	142-28-9	
2,2-Dichloropropane	ND	ug/L	5.0	1		02/17/23 15:12	594-20-7	
1,1-Dichloropropene	ND	ug/L	5.0	1		02/17/23 15:12	563-58-6	
cis-1,3-Dichloropropene	ND	ug/L	5.0	1		02/17/23 15:12	10061-01-5	
trans-1,3-Dichloropropene	ND	ug/L	5.0	1		02/17/23 15:12	10061-02-6	
Ethylbenzene	ND	ug/L	5.0	1		02/17/23 15:12	100-41-4	
Ethyl methacrylate	ND	ug/L	100	1		02/17/23 15:12	97-63-2	
Hexachloro-1,3-butadiene	ND	ug/L	5.0	1		02/17/23 15:12	87-68-3	
n-Hexane	ND	ug/L	5.0	1		02/17/23 15:12	110-54-3	
2-Hexanone	ND	ug/L	25.0	1		02/17/23 15:12	591-78-6	
Iodomethane	ND	ug/L	10.0	1		02/17/23 15:12	74-88-4	

This report shall not be reproduced, except in full,
without the written consent of Pace Analytical Services, LLC.

Pace Analytical Services, LLC
7726 Moller Road
Indianapolis, IN 46268
(317)228-3100

ANALYTICAL RESULTS

Project: HRID 1Q2023
Pace Project No.: 50337537

Sample: Dup-3 **Lab ID: 50337537022** Collected: 02/15/23 08:00 Received: 02/15/23 16:51 Matrix: Water

Parameters	Results	Units	Report Limit	DF	Prepared	Analyzed	CAS No.	Qual
8260 MSV Indiana	Analytical Method: EPA 5030/8260							
	Pace Analytical Services - Indianapolis							
Isopropylbenzene (Cumene)	ND	ug/L	5.0	1		02/17/23 15:12	98-82-8	
p-Isopropyltoluene	ND	ug/L	5.0	1		02/17/23 15:12	99-87-6	
Methylene Chloride	ND	ug/L	5.0	1		02/17/23 15:12	75-09-2	
1-Methylnaphthalene	ND	ug/L	10.0	1		02/17/23 15:12	90-12-0	
2-Methylnaphthalene	ND	ug/L	10.0	1		02/17/23 15:12	91-57-6	
4-Methyl-2-pentanone (MIBK)	ND	ug/L	25.0	1		02/17/23 15:12	108-10-1	
Methyl-tert-butyl ether	ND	ug/L	4.0	1		02/17/23 15:12	1634-04-4	
Naphthalene	ND	ug/L	1.2	1		02/17/23 15:12	91-20-3	
n-Propylbenzene	ND	ug/L	5.0	1		02/17/23 15:12	103-65-1	
Styrene	ND	ug/L	5.0	1		02/17/23 15:12	100-42-5	
1,1,1,2-Tetrachloroethane	ND	ug/L	5.0	1		02/17/23 15:12	630-20-6	
1,1,2,2-Tetrachloroethane	ND	ug/L	5.0	1		02/17/23 15:12	79-34-5	
Tetrachloroethene	ND	ug/L	5.0	1		02/17/23 15:12	127-18-4	
Toluene	ND	ug/L	5.0	1		02/17/23 15:12	108-88-3	
1,2,3-Trichlorobenzene	ND	ug/L	5.0	1		02/17/23 15:12	87-61-6	
1,2,4-Trichlorobenzene	ND	ug/L	5.0	1		02/17/23 15:12	120-82-1	
1,1,1-Trichloroethane	ND	ug/L	5.0	1		02/17/23 15:12	71-55-6	
1,1,2-Trichloroethane	ND	ug/L	5.0	1		02/17/23 15:12	79-00-5	
Trichloroethene	ND	ug/L	5.0	1		02/17/23 15:12	79-01-6	
Trichlorofluoromethane	ND	ug/L	5.0	1		02/17/23 15:12	75-69-4	
1,2,3-Trichloropropane	ND	ug/L	5.0	1		02/17/23 15:12	96-18-4	
1,2,4-Trimethylbenzene	ND	ug/L	5.0	1		02/17/23 15:12	95-63-6	
1,3,5-Trimethylbenzene	ND	ug/L	5.0	1		02/17/23 15:12	108-67-8	
Vinyl acetate	ND	ug/L	50.0	1		02/17/23 15:12	108-05-4	L1
Vinyl chloride	**490**	ug/L	20.0	10		02/20/23 13:36	75-01-4	
Xylene (Total)	ND	ug/L	10.0	1		02/17/23 15:12	1330-20-7	
Surrogates								
Dibromofluoromethane (S)	98	%.	82-128	1		02/17/23 15:12	1868-53-7	
4-Bromofluorobenzene (S)	100	%.	79-124	1		02/17/23 15:12	460-00-4	
Toluene-d8 (S)	100	%.	73-122	1		02/17/23 15:12	2037-26-5	

This report shall not be reproduced, except in full,
without the written consent of Pace Analytical Services, LLC.

Pace Analytical Services, LLC
7726 Moller Road
Indianapolis, IN 46268
(317)228-3100

ANALYTICAL RESULTS

Project: HRID 1Q2023
Pace Project No.: 50337537

Sample: MW-60I **Lab ID: 50337537023** Collected: 02/15/23 11:17 Received: 02/15/23 16:51 Matrix: Water

Parameters	Results	Units	Report Limit	DF	Prepared	Analyzed	CAS No.	Qual
8260 MSV Indiana	Analytical Method: EPA 5030/8260							
	Pace Analytical Services - Indianapolis							
Acetone	ND	ug/L	100	1		02/17/23 23:56	67-64-1	
Acrolein	ND	ug/L	50.0	1		02/17/23 23:56	107-02-8	
Acrylonitrile	ND	ug/L	100	1		02/17/23 23:56	107-13-1	
Benzene	ND	ug/L	5.0	1		02/17/23 23:56	71-43-2	
Bromobenzene	ND	ug/L	5.0	1		02/17/23 23:56	108-86-1	
Bromochloromethane	ND	ug/L	5.0	1		02/17/23 23:56	74-97-5	
Bromodichloromethane	ND	ug/L	5.0	1		02/17/23 23:56	75-27-4	
Bromoform	ND	ug/L	5.0	1		02/17/23 23:56	75-25-2	
Bromomethane	ND	ug/L	5.0	1		02/17/23 23:56	74-83-9	
2-Butanone (MEK)	ND	ug/L	25.0	1		02/17/23 23:56	78-93-3	
n-Butylbenzene	ND	ug/L	5.0	1		02/17/23 23:56	104-51-8	
sec-Butylbenzene	ND	ug/L	5.0	1		02/17/23 23:56	135-98-8	
tert-Butylbenzene	ND	ug/L	5.0	1		02/17/23 23:56	98-06-6	
Carbon disulfide	ND	ug/L	10.0	1		02/17/23 23:56	75-15-0	
Carbon tetrachloride	ND	ug/L	5.0	1		02/17/23 23:56	56-23-5	
Chlorobenzene	ND	ug/L	5.0	1		02/17/23 23:56	108-90-7	
Chloroethane	ND	ug/L	5.0	1		02/17/23 23:56	75-00-3	
Chloroform	ND	ug/L	5.0	1		02/17/23 23:56	67-66-3	
Chloromethane	ND	ug/L	5.0	1		02/17/23 23:56	74-87-3	
2-Chlorotoluene	ND	ug/L	5.0	1		02/17/23 23:56	95-49-8	
4-Chlorotoluene	ND	ug/L	5.0	1		02/17/23 23:56	106-43-4	
Dibromochloromethane	ND	ug/L	5.0	1		02/17/23 23:56	124-48-1	
1,2-Dibromoethane (EDB)	ND	ug/L	5.0	1		02/17/23 23:56	106-93-4	
Dibromomethane	ND	ug/L	5.0	1		02/17/23 23:56	74-95-3	
1,2-Dichlorobenzene	ND	ug/L	5.0	1		02/17/23 23:56	95-50-1	
1,3-Dichlorobenzene	ND	ug/L	5.0	1		02/17/23 23:56	541-73-1	
1,4-Dichlorobenzene	ND	ug/L	5.0	1		02/17/23 23:56	106-46-7	
trans-1,4-Dichloro-2-butene	ND	ug/L	100	1		02/17/23 23:56	110-57-6	
Dichlorodifluoromethane	ND	ug/L	5.0	1		02/17/23 23:56	75-71-8	
1,1-Dichloroethane	ND	ug/L	5.0	1		02/17/23 23:56	75-34-3	
1,2-Dichloroethane	ND	ug/L	5.0	1		02/17/23 23:56	107-06-2	
1,1-Dichloroethene	ND	ug/L	5.0	1		02/17/23 23:56	75-35-4	
cis-1,2-Dichloroethene	**456**	ug/L	50.0	10		02/20/23 13:51	156-59-2	
trans-1,2-Dichloroethene	**12.2**	ug/L	5.0	1		02/17/23 23:56	156-60-5	
1,2-Dichloropropane	ND	ug/L	5.0	1		02/17/23 23:56	78-87-5	
1,3-Dichloropropane	ND	ug/L	5.0	1		02/17/23 23:56	142-28-9	
2,2-Dichloropropane	ND	ug/L	5.0	1		02/17/23 23:56	594-20-7	
1,1-Dichloropropene	ND	ug/L	5.0	1		02/17/23 23:56	563-58-6	
cis-1,3-Dichloropropene	ND	ug/L	5.0	1		02/17/23 23:56	10061-01-5	
trans-1,3-Dichloropropene	ND	ug/L	5.0	1		02/17/23 23:56	10061-02-6	
Ethylbenzene	ND	ug/L	5.0	1		02/17/23 23:56	100-41-4	
Ethyl methacrylate	ND	ug/L	100	1		02/17/23 23:56	97-63-2	
Hexachloro-1,3-butadiene	ND	ug/L	5.0	1		02/17/23 23:56	87-68-3	
n-Hexane	ND	ug/L	5.0	1		02/17/23 23:56	110-54-3	
2-Hexanone	ND	ug/L	25.0	1		02/17/23 23:56	591-78-6	
Iodomethane	ND	ug/L	10.0	1		02/17/23 23:56	74-88-4	

This report shall not be reproduced, except in full,
without the written consent of Pace Analytical Services, LLC.

Pace Analytical Services, LLC
7726 Moller Road
Indianapolis, IN 46268
(317)228-3100

ANALYTICAL RESULTS

Project: HRID 1Q2023
Pace Project No.: 50337537

Sample: MW-60I **Lab ID: 50337537023** Collected: 02/15/23 11:17 Received: 02/15/23 16:51 Matrix: Water

Parameters	Results	Units	Report Limit	DF	Prepared	Analyzed	CAS No.	Qual
8260 MSV Indiana	Analytical Method: EPA 5030/8260							
	Pace Analytical Services - Indianapolis							
Isopropylbenzene (Cumene)	ND	ug/L	5.0	1		02/17/23 23:56	98-82-8	
p-Isopropyltoluene	ND	ug/L	5.0	1		02/17/23 23:56	99-87-6	
Methylene Chloride	ND	ug/L	5.0	1		02/17/23 23:56	75-09-2	
1-Methylnaphthalene	ND	ug/L	10.0	1		02/17/23 23:56	90-12-0	
2-Methylnaphthalene	ND	ug/L	10.0	1		02/17/23 23:56	91-57-6	
4-Methyl-2-pentanone (MIBK)	ND	ug/L	25.0	1		02/17/23 23:56	108-10-1	
Methyl-tert-butyl ether	ND	ug/L	4.0	1		02/17/23 23:56	1634-04-4	
Naphthalene	ND	ug/L	1.2	1		02/17/23 23:56	91-20-3	
n-Propylbenzene	ND	ug/L	5.0	1		02/17/23 23:56	103-65-1	
Styrene	ND	ug/L	5.0	1		02/17/23 23:56	100-42-5	
1,1,1,2-Tetrachloroethane	ND	ug/L	5.0	1		02/17/23 23:56	630-20-6	
1,1,2,2-Tetrachloroethane	ND	ug/L	5.0	1		02/17/23 23:56	79-34-5	
Tetrachloroethene	ND	ug/L	5.0	1		02/17/23 23:56	127-18-4	
Toluene	ND	ug/L	5.0	1		02/17/23 23:56	108-88-3	
1,2,3-Trichlorobenzene	ND	ug/L	5.0	1		02/17/23 23:56	87-61-6	
1,2,4-Trichlorobenzene	ND	ug/L	5.0	1		02/17/23 23:56	120-82-1	
1,1,1-Trichloroethane	ND	ug/L	5.0	1		02/17/23 23:56	71-55-6	
1,1,2-Trichloroethane	ND	ug/L	5.0	1		02/17/23 23:56	79-00-5	
Trichloroethene	ND	ug/L	5.0	1		02/17/23 23:56	79-01-6	
Trichlorofluoromethane	ND	ug/L	5.0	1		02/17/23 23:56	75-69-4	
1,2,3-Trichloropropane	ND	ug/L	5.0	1		02/17/23 23:56	96-18-4	
1,2,4-Trimethylbenzene	ND	ug/L	5.0	1		02/17/23 23:56	95-63-6	
1,3,5-Trimethylbenzene	ND	ug/L	5.0	1		02/17/23 23:56	108-67-8	
Vinyl acetate	ND	ug/L	50.0	1		02/17/23 23:56	108-05-4	
Vinyl chloride	**82.6**	ug/L	2.0	1		02/17/23 23:56	75-01-4	
Xylene (Total)	ND	ug/L	10.0	1		02/17/23 23:56	1330-20-7	
Surrogates								
Dibromofluoromethane (S)	98	%.	82-128	1		02/17/23 23:56	1868-53-7	
4-Bromofluorobenzene (S)	99	%.	79-124	1		02/17/23 23:56	460-00-4	
Toluene-d8 (S)	100	%.	73-122	1		02/17/23 23:56	2037-26-5	

This report shall not be reproduced, except in full,
without the written consent of Pace Analytical Services, LLC.

Pace Analytical Services, LLC
7726 Moller Road
Indianapolis, IN 46268
(317)228-3100

ANALYTICAL RESULTS

Project: HRID 1Q2023
Pace Project No.: 50337537

Sample: MW-60D **Lab ID: 50337537024** Collected: 02/15/23 12:07 Received: 02/15/23 16:51 Matrix: Water

Parameters	Results	Units	Report Limit	DF	Prepared	Analyzed	CAS No.	Qual
8260 MSV Indiana	Analytical Method: EPA 5030/8260							
	Pace Analytical Services - Indianapolis							
Acetone	ND	ug/L	100	1		02/18/23 00:25	67-64-1	
Acrolein	ND	ug/L	50.0	1		02/18/23 00:25	107-02-8	
Acrylonitrile	ND	ug/L	100	1		02/18/23 00:25	107-13-1	
Benzene	ND	ug/L	5.0	1		02/18/23 00:25	71-43-2	
Bromobenzene	ND	ug/L	5.0	1		02/18/23 00:25	108-86-1	
Bromochloromethane	ND	ug/L	5.0	1		02/18/23 00:25	74-97-5	
Bromodichloromethane	ND	ug/L	5.0	1		02/18/23 00:25	75-27-4	
Bromoform	ND	ug/L	5.0	1		02/18/23 00:25	75-25-2	
Bromomethane	ND	ug/L	5.0	1		02/18/23 00:25	74-83-9	
2-Butanone (MEK)	ND	ug/L	25.0	1		02/18/23 00:25	78-93-3	
n-Butylbenzene	ND	ug/L	5.0	1		02/18/23 00:25	104-51-8	
sec-Butylbenzene	ND	ug/L	5.0	1		02/18/23 00:25	135-98-8	
tert-Butylbenzene	ND	ug/L	5.0	1		02/18/23 00:25	98-06-6	
Carbon disulfide	ND	ug/L	10.0	1		02/18/23 00:25	75-15-0	
Carbon tetrachloride	ND	ug/L	5.0	1		02/18/23 00:25	56-23-5	
Chlorobenzene	ND	ug/L	5.0	1		02/18/23 00:25	108-90-7	
Chloroethane	ND	ug/L	5.0	1		02/18/23 00:25	75-00-3	
Chloroform	ND	ug/L	5.0	1		02/18/23 00:25	67-66-3	
Chloromethane	ND	ug/L	5.0	1		02/18/23 00:25	74-87-3	
2-Chlorotoluene	ND	ug/L	5.0	1		02/18/23 00:25	95-49-8	
4-Chlorotoluene	ND	ug/L	5.0	1		02/18/23 00:25	106-43-4	
Dibromochloromethane	ND	ug/L	5.0	1		02/18/23 00:25	124-48-1	
1,2-Dibromoethane (EDB)	ND	ug/L	5.0	1		02/18/23 00:25	106-93-4	
Dibromomethane	ND	ug/L	5.0	1		02/18/23 00:25	74-95-3	
1,2-Dichlorobenzene	ND	ug/L	5.0	1		02/18/23 00:25	95-50-1	
1,3-Dichlorobenzene	ND	ug/L	5.0	1		02/18/23 00:25	541-73-1	
1,4-Dichlorobenzene	ND	ug/L	5.0	1		02/18/23 00:25	106-46-7	
trans-1,4-Dichloro-2-butene	ND	ug/L	100	1		02/18/23 00:25	110-57-6	
Dichlorodifluoromethane	ND	ug/L	5.0	1		02/18/23 00:25	75-71-8	
1,1-Dichloroethane	ND	ug/L	5.0	1		02/18/23 00:25	75-34-3	
1,2-Dichloroethane	ND	ug/L	5.0	1		02/18/23 00:25	107-06-2	
1,1-Dichloroethene	ND	ug/L	5.0	1		02/18/23 00:25	75-35-4	
cis-1,2-Dichloroethene	**518**	ug/L	125	25		02/20/23 14:35	156-59-2	
trans-1,2-Dichloroethene	**9.9**	ug/L	5.0	1		02/18/23 00:25	156-60-5	
1,2-Dichloropropane	ND	ug/L	5.0	1		02/18/23 00:25	78-87-5	
1,3-Dichloropropane	ND	ug/L	5.0	1		02/18/23 00:25	142-28-9	
2,2-Dichloropropane	ND	ug/L	5.0	1		02/18/23 00:25	594-20-7	
1,1-Dichloropropene	ND	ug/L	5.0	1		02/18/23 00:25	563-58-6	
cis-1,3-Dichloropropene	ND	ug/L	5.0	1		02/18/23 00:25	10061-01-5	
trans-1,3-Dichloropropene	ND	ug/L	5.0	1		02/18/23 00:25	10061-02-6	
Ethylbenzene	ND	ug/L	5.0	1		02/18/23 00:25	100-41-4	
Ethyl methacrylate	ND	ug/L	100	1		02/18/23 00:25	97-63-2	
Hexachloro-1,3-butadiene	ND	ug/L	5.0	1		02/18/23 00:25	87-68-3	
n-Hexane	ND	ug/L	5.0	1		02/18/23 00:25	110-54-3	
2-Hexanone	ND	ug/L	25.0	1		02/18/23 00:25	591-78-6	
Iodomethane	ND	ug/L	10.0	1		02/18/23 00:25	74-88-4	

This report shall not be reproduced, except in full,
without the written consent of Pace Analytical Services, LLC.

Pace Analytical Services, LLC
7726 Moller Road
Indianapolis, IN 46268
(317)228-3100

ANALYTICAL RESULTS

Project: HRID 1Q2023
Pace Project No.: 50337537

Sample: MW-60D **Lab ID: 50337537024** Collected: 02/15/23 12:07 Received: 02/15/23 16:51 Matrix: Water

Parameters	Results	Units	Report Limit	DF	Prepared	Analyzed	CAS No.	Qual
8260 MSV Indiana	Analytical Method: EPA 5030/8260							
	Pace Analytical Services - Indianapolis							
Isopropylbenzene (Cumene)	ND	ug/L	5.0	1		02/18/23 00:25	98-82-8	
p-Isopropyltoluene	ND	ug/L	5.0	1		02/18/23 00:25	99-87-6	
Methylene Chloride	ND	ug/L	5.0	1		02/18/23 00:25	75-09-2	
1-Methylnaphthalene	ND	ug/L	10.0	1		02/18/23 00:25	90-12-0	
2-Methylnaphthalene	ND	ug/L	10.0	1		02/18/23 00:25	91-57-6	
4-Methyl-2-pentanone (MIBK)	ND	ug/L	25.0	1		02/18/23 00:25	108-10-1	
Methyl-tert-butyl ether	ND	ug/L	4.0	1		02/18/23 00:25	1634-04-4	
Naphthalene	ND	ug/L	1.2	1		02/18/23 00:25	91-20-3	
n-Propylbenzene	ND	ug/L	5.0	1		02/18/23 00:25	103-65-1	
Styrene	ND	ug/L	5.0	1		02/18/23 00:25	100-42-5	
1,1,1,2-Tetrachloroethane	ND	ug/L	5.0	1		02/18/23 00:25	630-20-6	
1,1,2,2-Tetrachloroethane	ND	ug/L	5.0	1		02/18/23 00:25	79-34-5	
Tetrachloroethene	ND	ug/L	5.0	1		02/18/23 00:25	127-18-4	
Toluene	ND	ug/L	5.0	1		02/18/23 00:25	108-88-3	
1,2,3-Trichlorobenzene	ND	ug/L	5.0	1		02/18/23 00:25	87-61-6	
1,2,4-Trichlorobenzene	ND	ug/L	5.0	1		02/18/23 00:25	120-82-1	
1,1,1-Trichloroethane	ND	ug/L	5.0	1		02/18/23 00:25	71-55-6	
1,1,2-Trichloroethane	ND	ug/L	5.0	1		02/18/23 00:25	79-00-5	
Trichloroethene	ND	ug/L	5.0	1		02/18/23 00:25	79-01-6	
Trichlorofluoromethane	ND	ug/L	5.0	1		02/18/23 00:25	75-69-4	
1,2,3-Trichloropropane	ND	ug/L	5.0	1		02/18/23 00:25	96-18-4	
1,2,4-Trimethylbenzene	ND	ug/L	5.0	1		02/18/23 00:25	95-63-6	
1,3,5-Trimethylbenzene	ND	ug/L	5.0	1		02/18/23 00:25	108-67-8	
Vinyl acetate	ND	ug/L	50.0	1		02/18/23 00:25	108-05-4	
Vinyl chloride	**2230**	ug/L	50.0	25		02/20/23 14:35	75-01-4	
Xylene (Total)	ND	ug/L	10.0	1		02/18/23 00:25	1330-20-7	
Surrogates								
Dibromofluoromethane (S)	98	%.	82-128	1		02/18/23 00:25	1868-53-7	
4-Bromofluorobenzene (S)	99	%.	79-124	1		02/18/23 00:25	460-00-4	
Toluene-d8 (S)	101	%.	73-122	1		02/18/23 00:25	2037-26-5	

This report shall not be reproduced, except in full,
without the written consent of Pace Analytical Services, LLC.

Pace Analytical Services, LLC
7726 Moller Road
Indianapolis, IN 46268
(317)228-3100

QUALITY CONTROL DATA

Project: HRID 1Q2023
Pace Project No.: 50337537

QC Batch: 719165
QC Batch Method: EPA 5030/8260
Analysis Method: EPA 5030/8260
Analysis Description: 8260 MSV
Laboratory: Pace Analytical Services - Indianapolis
Associated Lab Samples: 50337537002, 50337537003, 50337537006, 50337537012, 50337537022

METHOD BLANK: 3301540
Matrix: Water
Associated Lab Samples: 50337537002, 50337537003, 50337537006, 50337537012, 50337537022

Parameter	Units	Blank Result	Reporting Limit	Analyzed	Qualifiers
1,1,1,2-Tetrachloroethane	ug/L	ND	5.0	02/17/23 10:50	
1,1,1-Trichloroethane	ug/L	ND	5.0	02/17/23 10:50	
1,1,2,2-Tetrachloroethane	ug/L	ND	5.0	02/17/23 10:50	
1,1,2-Trichloroethane	ug/L	ND	5.0	02/17/23 10:50	
1,1-Dichloroethane	ug/L	ND	5.0	02/17/23 10:50	
1,1-Dichloroethene	ug/L	ND	5.0	02/17/23 10:50	
1,1-Dichloropropene	ug/L	ND	5.0	02/17/23 10:50	
1,2,3-Trichlorobenzene	ug/L	ND	5.0	02/17/23 10:50	
1,2,3-Trichloropropane	ug/L	ND	5.0	02/17/23 10:50	
1,2,4-Trichlorobenzene	ug/L	ND	5.0	02/17/23 10:50	
1,2,4-Trimethylbenzene	ug/L	ND	5.0	02/17/23 10:50	
1,2-Dibromoethane (EDB)	ug/L	ND	5.0	02/17/23 10:50	
1,2-Dichlorobenzene	ug/L	ND	5.0	02/17/23 10:50	
1,2-Dichloroethane	ug/L	ND	5.0	02/17/23 10:50	
1,2-Dichloropropane	ug/L	ND	5.0	02/17/23 10:50	
1,3,5-Trimethylbenzene	ug/L	ND	5.0	02/17/23 10:50	
1,3-Dichlorobenzene	ug/L	ND	5.0	02/17/23 10:50	
1,3-Dichloropropane	ug/L	ND	5.0	02/17/23 10:50	
1,4-Dichlorobenzene	ug/L	ND	5.0	02/17/23 10:50	
1-Methylnaphthalene	ug/L	ND	10.0	02/17/23 10:50	
2,2-Dichloropropane	ug/L	ND	5.0	02/17/23 10:50	
2-Butanone (MEK)	ug/L	ND	25.0	02/17/23 10:50	
2-Chlorotoluene	ug/L	ND	5.0	02/17/23 10:50	
2-Hexanone	ug/L	ND	25.0	02/17/23 10:50	
2-Methylnaphthalene	ug/L	ND	10.0	02/17/23 10:50	
4-Chlorotoluene	ug/L	ND	5.0	02/17/23 10:50	
4-Methyl-2-pentanone (MIBK)	ug/L	ND	25.0	02/17/23 10:50	
Acetone	ug/L	ND	100	02/17/23 10:50	
Acrolein	ug/L	ND	50.0	02/17/23 10:50	
Acrylonitrile	ug/L	ND	100	02/17/23 10:50	
Benzene	ug/L	ND	5.0	02/17/23 10:50	
Bromobenzene	ug/L	ND	5.0	02/17/23 10:50	
Bromochloromethane	ug/L	ND	5.0	02/17/23 10:50	
Bromodichloromethane	ug/L	ND	5.0	02/17/23 10:50	
Bromoform	ug/L	ND	5.0	02/17/23 10:50	
Bromomethane	ug/L	ND	5.0	02/17/23 10:50	
Carbon disulfide	ug/L	ND	10.0	02/17/23 10:50	
Carbon tetrachloride	ug/L	ND	5.0	02/17/23 10:50	
Chlorobenzene	ug/L	ND	5.0	02/17/23 10:50	
Chloroethane	ug/L	ND	5.0	02/17/23 10:50	

Results presented on this page are in the units indicated by the "Units" column except where an alternate unit is presented to the right of the result.

This report shall not be reproduced, except in full,
without the written consent of Pace Analytical Services, LLC.

Pace Analytical Services, LLC
7726 Moller Road
Indianapolis, IN 46268
(317)228-3100

QUALITY CONTROL DATA

Project: HRID 1Q2023
Pace Project No.: 50337537

METHOD BLANK: 3301540 Matrix: Water
Associated Lab Samples: 50337537002, 50337537003, 50337537006, 50337537012, 50337537022

Parameter	Units	Blank Result	Reporting Limit	Analyzed	Qualifiers
Chloroform	ug/L	ND	5.0	02/17/23 10:50	
Chloromethane	ug/L	ND	5.0	02/17/23 10:50	
cis-1,2-Dichloroethene	ug/L	ND	5.0	02/17/23 10:50	
cis-1,3-Dichloropropene	ug/L	ND	5.0	02/17/23 10:50	
Dibromochloromethane	ug/L	ND	5.0	02/17/23 10:50	
Dibromomethane	ug/L	ND	5.0	02/17/23 10:50	
Dichlorodifluoromethane	ug/L	ND	5.0	02/17/23 10:50	
Ethyl methacrylate	ug/L	ND	100	02/17/23 10:50	
Ethylbenzene	ug/L	ND	5.0	02/17/23 10:50	
Hexachloro-1,3-butadiene	ug/L	ND	5.0	02/17/23 10:50	
Iodomethane	ug/L	ND	10.0	02/17/23 10:50	
Isopropylbenzene (Cumene)	ug/L	ND	5.0	02/17/23 10:50	
Methyl-tert-butyl ether	ug/L	ND	4.0	02/17/23 10:50	
Methylene Chloride	ug/L	ND	5.0	02/17/23 10:50	
n-Butylbenzene	ug/L	ND	5.0	02/17/23 10:50	
n-Hexane	ug/L	ND	5.0	02/17/23 10:50	
n-Propylbenzene	ug/L	ND	5.0	02/17/23 10:50	
Naphthalene	ug/L	ND	1.2	02/17/23 10:50	
p-Isopropyltoluene	ug/L	ND	5.0	02/17/23 10:50	
sec-Butylbenzene	ug/L	ND	5.0	02/17/23 10:50	
Styrene	ug/L	ND	5.0	02/17/23 10:50	
tert-Butylbenzene	ug/L	ND	5.0	02/17/23 10:50	
Tetrachloroethene	ug/L	ND	5.0	02/17/23 10:50	
Toluene	ug/L	ND	5.0	02/17/23 10:50	
trans-1,2-Dichloroethene	ug/L	ND	5.0	02/17/23 10:50	
trans-1,3-Dichloropropene	ug/L	ND	5.0	02/17/23 10:50	
trans-1,4-Dichloro-2-butene	ug/L	ND	100	02/17/23 10:50	
Trichloroethene	ug/L	ND	5.0	02/17/23 10:50	
Trichlorofluoromethane	ug/L	ND	5.0	02/17/23 10:50	
Vinyl acetate	ug/L	ND	50.0	02/17/23 10:50	
Vinyl chloride	ug/L	ND	2.0	02/17/23 10:50	
Xylene (Total)	ug/L	ND	10.0	02/17/23 10:50	
4-Bromofluorobenzene (S)	%.	101	79-124	02/17/23 10:50	
Dibromofluoromethane (S)	%.	98	82-128	02/17/23 10:50	
Toluene-d8 (S)	%.	99	73-122	02/17/23 10:50	

LABORATORY CONTROL SAMPLE: 3301541

Parameter	Units	Spike Conc.	LCS Result	LCS % Rec	% Rec Limits	Qualifiers
1,1,1,2-Tetrachloroethane	ug/L	50	48.2	96	77-125	
1,1,1-Trichloroethane	ug/L	50	48.4	97	69-125	
1,1,2,2-Tetrachloroethane	ug/L	50	53.4	107	72-123	
1,1,2-Trichloroethane	ug/L	50	50.2	100	73-124	
1,1-Dichloroethane	ug/L	50	51.0	102	71-124	

Results presented on this page are in the units indicated by the "Units" column except where an alternate unit is presented to the right of the result.

REPORT OF LABORATORY ANALYSIS

This report shall not be reproduced, except in full,
without the written consent of Pace Analytical Services, LLC.

Pace Analytical Services, LLC
7726 Moller Road
Indianapolis, IN 46268
(317)228-3100

QUALITY CONTROL DATA

Project: HRID 1Q2023
Pace Project No.: 50337537

LABORATORY CONTROL SAMPLE: 3301541

Parameter	Units	Spike Conc.	LCS Result	LCS % Rec	% Rec Limits	Qualifiers
1,1-Dichloroethene	ug/L	50	49.5	99	63-138	
1,1-Dichloropropene	ug/L	50	51.4	103	80-142	
1,2,3-Trichlorobenzene	ug/L	50	44.5	89	67-134	
1,2,3-Trichloropropane	ug/L	50	51.7	103	75-122	
1,2,4-Trichlorobenzene	ug/L	50	44.6	89	68-132	
1,2,4-Trimethylbenzene	ug/L	50	49.9	100	71-121	
1,2-Dibromoethane (EDB)	ug/L	50	47.8	96	75-123	
1,2-Dichlorobenzene	ug/L	50	46.7	93	76-118	
1,2-Dichloroethane	ug/L	50	50.0	100	68-126	
1,2-Dichloropropane	ug/L	50	50.7	101	73-127	
1,3,5-Trimethylbenzene	ug/L	50	49.5	99	72-120	
1,3-Dichlorobenzene	ug/L	50	46.7	93	75-119	
1,3-Dichloropropane	ug/L	50	49.8	100	77-125	
1,4-Dichlorobenzene	ug/L	50	46.3	93	74-118	
1-Methylnaphthalene	ug/L	50	42.4	85	51-164	
2,2-Dichloropropane	ug/L	50	50.8	102	52-137	
2-Butanone (MEK)	ug/L	250	268	107	57-130	
2-Chlorotoluene	ug/L	50	50.0	100	69-123	
2-Hexanone	ug/L	250	291	117	57-130	
2-Methylnaphthalene	ug/L	50	45.2	90	57-159	
4-Chlorotoluene	ug/L	50	49.3	99	74-122	
4-Methyl-2-pentanone (MIBK)	ug/L	250	289	116	58-134	
Acetone	ug/L	250	226	91	41-133	
Acrolein	ug/L	1000	1280	128	43-124	L1
Acrylonitrile	ug/L	250	289	116	66-131	
Benzene	ug/L	50	47.8	96	76-121	
Bromobenzene	ug/L	50	48.2	96	67-127	
Bromochloromethane	ug/L	50	55.3	111	65-126	
Bromodichloromethane	ug/L	50	54.3	109	72-125	
Bromoform	ug/L	50	50.0	100	57-134	
Bromomethane	ug/L	50	35.3	71	10-187	
Carbon disulfide	ug/L	50	48.7	97	59-125	
Carbon tetrachloride	ug/L	50	46.9	94	71-134	
Chlorobenzene	ug/L	50	45.9	92	74-119	
Chloroethane	ug/L	50	52.6	105	49-152	
Chloroform	ug/L	50	48.6	97	68-123	
Chloromethane	ug/L	50	48.3	97	33-133	
cis-1,2-Dichloroethene	ug/L	50	48.1	96	73-122	
cis-1,3-Dichloropropene	ug/L	50	54.4	109	69-128	
Dibromochloromethane	ug/L	50	50.3	101	69-127	
Dibromomethane	ug/L	50	52.0	104	74-126	
Dichlorodifluoromethane	ug/L	50	15.7	31	19-136	
Ethyl methacrylate	ug/L	50	55.6J	111	65-127	
Ethylbenzene	ug/L	50	46.5	93	74-122	
Hexachloro-1,3-butadiene	ug/L	50	43.5	87	65-140	
Iodomethane	ug/L	50	38.1	76	10-181	
Isopropylbenzene (Cumene)	ug/L	50	47.6	95	75-124	

Results presented on this page are in the units indicated by the "Units" column except where an alternate unit is presented to the right of the result.

This report shall not be reproduced, except in full,
without the written consent of Pace Analytical Services, LLC.

Pace Analytical Services, LLC
7726 Moller Road
Indianapolis, IN 46268
(317)228-3100

QUALITY CONTROL DATA

Project: HRID 1Q2023
Pace Project No.: 50337537

LABORATORY CONTROL SAMPLE: 3301541

Parameter	Units	Spike Conc.	LCS Result	LCS % Rec	% Rec Limits	Qualifiers
Methyl-tert-butyl ether	ug/L	50	50.0	100	71-125	
Methylene Chloride	ug/L	50	48.0	96	71-125	
n-Butylbenzene	ug/L	50	52.3	105	68-124	
n-Hexane	ug/L	50	45.0	90	60-132	
n-Propylbenzene	ug/L	50	51.0	102	75-122	
Naphthalene	ug/L	50	48.5	97	69-128	
p-Isopropyltoluene	ug/L	50	48.4	97	73-125	
sec-Butylbenzene	ug/L	50	49.0	98	76-125	
Styrene	ug/L	50	47.9	96	74-126	
tert-Butylbenzene	ug/L	50	48.9	98	69-123	
Tetrachloroethene	ug/L	50	42.3	85	74-129	
Toluene	ug/L	50	46.7	93	70-118	
trans-1,2-Dichloroethene	ug/L	50	47.0	94	69-124	
trans-1,3-Dichloropropene	ug/L	50	54.7	109	66-125	
trans-1,4-Dichloro-2-butene	ug/L	50	53.1J	106	43-155	
Trichloroethene	ug/L	50	46.9	94	73-125	
Trichlorofluoromethane	ug/L	50	49.9	100	56-139	
Vinyl acetate	ug/L	200	247	123	46-101	L1
Vinyl chloride	ug/L	50	25.1	50	46-134	
Xylene (Total)	ug/L	150	140	93	71-123	
4-Bromofluorobenzene (S)	%.			103	79-124	
Dibromofluoromethane (S)	%.			99	82-128	
Toluene-d8 (S)	%.			102	73-122	

MATRIX SPIKE & MATRIX SPIKE DUPLICATE: 3301542 3301543

Parameter	Units	50337537012 Result	MS Spike Conc.	MSD Spike Conc.	MS Result	MSD Result	MS % Rec	MSD % Rec	% Rec Limits	RPD	Max RPD	Qual
1,1,1,2-Tetrachloroethane	ug/L	ND	50	50	55.5	53.2	111	106	64-142	4	20	
1,1,1-Trichloroethane	ug/L	ND	50	50	60.2	57.6	120	115	60-143	4	20	
1,1,2,2-Tetrachloroethane	ug/L	ND	50	50	59.7	57.9	119	116	64-135	3	20	
1,1,2-Trichloroethane	ug/L	ND	50	50	58.3	55.1	117	110	66-137	6	20	
1,1-Dichloroethane	ug/L	ND	50	50	58.0	58.5	116	117	62-144	1	20	
1,1-Dichloroethene	ug/L	ND	50	50	66.3	62.1	133	124	55-158	7	20	
1,1-Dichloropropene	ug/L	ND	50	50	62.5	61.0	125	122	65-164	2	20	
1,2,3-Trichlorobenzene	ug/L	ND	50	50	45.0	45.1	90	90	35-149	0	20	
1,2,3-Trichloropropane	ug/L	ND	50	50	56.8	55.7	114	111	66-135	2	20	
1,2,4-Trichlorobenzene	ug/L	ND	50	50	43.6	45.1	87	90	27-149	3	20	
1,2,4-Trimethylbenzene	ug/L	ND	50	50	55.3	54.1	111	108	41-140	2	20	
1,2-Dibromoethane (EDB)	ug/L	ND	50	50	54.8	52.2	110	104	68-136	5	20	
1,2-Dichlorobenzene	ug/L	ND	50	50	52.1	50.3	104	101	47-140	4	20	
1,2-Dichloroethane	ug/L	ND	50	50	59.0	56.1	118	112	61-144	5	20	
1,2-Dichloropropane	ug/L	ND	50	50	59.7	57.7	119	115	67-141	3	20	
1,3,5-Trimethylbenzene	ug/L	ND	50	50	55.2	53.9	110	108	40-141	2	20	
1,3-Dichlorobenzene	ug/L	ND	50	50	49.9	49.3	100	99	39-142	1	20	

Results presented on this page are in the units indicated by the "Units" column except where an alternate unit is presented to the right of the result.

This report shall not be reproduced, except in full,
without the written consent of Pace Analytical Services, LLC.

Pace Analytical Services, LLC
7726 Moller Road
Indianapolis, IN 46268
(317)228-3100

QUALITY CONTROL DATA

Project: HRID 1Q2023
Pace Project No.: 50337537

MATRIX SPIKE & MATRIX SPIKE DUPLICATE: 3301542 3301543

Parameter	Units	50337537012 Result	MS Spike Conc.	MSD Spike Conc.	MS Result	MSD Result	MS % Rec	MSD % Rec	% Rec Limits	RPD	Max RPD	Qual
1,3-Dichloropropane	ug/L	ND	50	50	57.1	54.2	114	108	67-141	5	20	
1,4-Dichlorobenzene	ug/L	ND	50	50	50.5	49.8	101	100	39-140	1	20	
1-Methylnaphthalene	ug/L	ND	50	50	39.4	44.2	79	88	31-172	11	20	
2,2-Dichloropropane	ug/L	ND	50	50	50.9	48.4	102	97	32-144	5	20	
2-Butanone (MEK)	ug/L	ND	250	250	293	302	117	121	49-149	3	20	
2-Chlorotoluene	ug/L	ND	50	50	55.8	54.2	112	108	37-144	3	20	
2-Hexanone	ug/L	ND	250	250	323	324	129	129	48-147	0	20	
2-Methylnaphthalene	ug/L	ND	50	50	41.7	46.4	83	93	39-163	11	20	
4-Chlorotoluene	ug/L	ND	50	50	55.2	54.0	110	108	34-148	2	20	
4-Methyl-2-pentanone (MIBK)	ug/L	ND	250	250	325	321	130	128	50-152	1	20	
Acetone	ug/L	ND	250	250	256	274	102	110	23-157	7	20	
Acrolein	ug/L	ND	1000	1000	1370	1330	137	133	25-137	4	20	
Acrylonitrile	ug/L	ND	250	250	302	313	121	125	56-149	4	20	
Benzene	ug/L	ND	50	50	56.9	54.7	114	109	68-139	4	20	
Bromobenzene	ug/L	ND	50	50	55.3	53.7	111	107	49-142	3	20	
Bromochloromethane	ug/L	ND	50	50	68.9	62.8	138	126	58-143	9	20	
Bromodichloromethane	ug/L	ND	50	50	63.4	59.6	127	119	65-139	6	20	
Bromoform	ug/L	ND	50	50	54.0	52.2	108	104	51-139	3	20	
Bromomethane	ug/L	ND	50	50	20.6	24.3	41	49	10-189	16	20	
Carbon disulfide	ug/L	ND	50	50	61.5	59.3	123	119	45-143	4	20	
Carbon tetrachloride	ug/L	ND	50	50	57.7	55.8	115	112	61-153	3	20	
Chlorobenzene	ug/L	ND	50	50	52.6	51.9	105	104	57-137	1	20	
Chloroethane	ug/L	ND	50	50	67.6	63.6	135	127	41-183	6	20	
Chloroform	ug/L	ND	50	50	59.8	56.4	120	113	61-138	6	20	
Chloromethane	ug/L	ND	50	50	56.6	54.8	113	110	25-150	3	20	
cis-1,2-Dichloroethene	ug/L	ND	50	50	57.0	54.5	114	109	58-142	4	20	
cis-1,3-Dichloropropene	ug/L	ND	50	50	57.7	56.2	115	112	53-140	3	20	
Dibromochloromethane	ug/L	ND	50	50	56.9	54.3	114	109	61-139	5	20	
Dibromomethane	ug/L	ND	50	50	60.7	58.4	121	117	69-138	4	20	
Dichlorodifluoromethane	ug/L	ND	50	50	19.5	17.5	39	35	10-150	11	20	
Ethyl methacrylate	ug/L	ND	50	50	62.3J	59.9J	125	120	57-141		20	
Ethylbenzene	ug/L	ND	50	50	54.8	52.8	110	106	54-141	4	20	
Hexachloro-1,3-butadiene	ug/L	ND	50	50	43.0	41.8	86	84	10-173	3	20	
Iodomethane	ug/L	ND	50	50	24.0	31.7	48	63	10-184	28	20	R1
Isopropylbenzene (Cumene)	ug/L	ND	50	50	55.9	54.7	112	109	48-145	2	20	
Methyl-tert-butyl ether	ug/L	ND	50	50	56.9	54.7	114	109	62-143	4	20	
Methylene Chloride	ug/L	ND	50	50	53.9	53.0	108	106	59-141	2	20	
n-Butylbenzene	ug/L	ND	50	50	55.0	53.6	110	107	19-150	2	20	
n-Hexane	ug/L	ND	50	50	46.3	43.4	93	87	44-145	6	20	
n-Propylbenzene	ug/L	ND	50	50	56.0	55.9	112	112	36-150	0	20	
Naphthalene	ug/L	ND	50	50	49.4	51.3	99	103	56-136	4	20	
p-Isopropyltoluene	ug/L	ND	50	50	52.4	51.9	105	104	28-152	1	20	
sec-Butylbenzene	ug/L	ND	50	50	55.4	54.8	111	110	36-151	1	20	
Styrene	ug/L	ND	50	50	55.3	54.0	111	108	51-146	2	20	

Results presented on this page are in the units indicated by the "Units" column except where an alternate unit is presented to the right of the result.

This report shall not be reproduced, except in full,
without the written consent of Pace Analytical Services, LLC.

Pace Analytical Services, LLC
7726 Moller Road
Indianapolis, IN 46268
(317)228-3100

QUALITY CONTROL DATA

Project: HRID 1Q2023
Pace Project No.: 50337537

MATRIX SPIKE & MATRIX SPIKE DUPLICATE: 3301542 3301543

Parameter	Units	50337537012 Result	MS Spike Conc.	MSD Spike Conc.	MS Result	MSD Result	MS % Rec	MSD % Rec	% Rec Limits	RPD	Max RPD	Qual
tert-Butylbenzene	ug/L	ND	50	50	55.0	54.5	110	109	42-142	1	20	
Tetrachloroethene	ug/L	ND	50	50	48.7	47.3	97	95	50-149	3	20	
Toluene	ug/L	ND	50	50	55.0	53.2	110	106	59-134	3	20	
trans-1,2-Dichloroethene	ug/L	ND	50	50	54.6	53.4	109	107	57-141	2	20	
trans-1,3-Dichloropropene	ug/L	ND	50	50	61.2	56.9	122	114	51-136	7	20	
trans-1,4-Dichloro-2-butene	ug/L	ND	50	50	59.5J	57.9J	119	116	26-157		20	
Trichloroethene	ug/L	ND	50	50	55.2	53.5	110	107	55-147	3	20	
Trichlorofluoromethane	ug/L	ND	50	50	67.8	63.8	136	128	55-160	6	20	
Vinyl acetate	ug/L	ND	200	200	251	234	126	117	24-109	7	20	M0
Vinyl chloride	ug/L	ND	50	50	50.1	30.2	100	60	36-154	49	20	R1
Xylene (Total)	ug/L	ND	150	150	162	159	108	106	50-143	2	20	
4-Bromofluorobenzene (S)	%.						103	104	79-124			
Dibromofluoromethane (S)	%.						102	100	82-128			
Toluene-d8 (S)	%.						102	102	73-122			

Results presented on this page are in the units indicated by the "Units" column except where an alternate unit is presented to the right of the result.

This report shall not be reproduced, except in full,
without the written consent of Pace Analytical Services, LLC.

Pace Analytical Services, LLC
7726 Moller Road
Indianapolis, IN 46268
(317)228-3100

QUALITY CONTROL DATA

Project: HRID 1Q2023
Pace Project No.: 50337537

QC Batch: 719166
QC Batch Method: EPA 5030/8260
Analysis Method: EPA 5030/8260
Analysis Description: 8260 MSV
Laboratory: Pace Analytical Services - Indianapolis
Associated Lab Samples: 50337537007, 50337537009, 50337537010, 50337537011, 50337537013, 50337537014, 50337537015, 50337537016, 50337537017, 50337537018, 50337537019, 50337537020, 50337537021

METHOD BLANK: 3301547
Matrix: Water
Associated Lab Samples: 50337537007, 50337537009, 50337537010, 50337537011, 50337537013, 50337537014, 50337537015, 50337537016, 50337537017, 50337537018, 50337537019, 50337537020, 50337537021

Parameter	Units	Blank Result	Reporting Limit	Analyzed	Qualifiers
1,1,1,2-Tetrachloroethane	ug/L	ND	5.0	02/17/23 11:04	
1,1,1-Trichloroethane	ug/L	ND	5.0	02/17/23 11:04	
1,1,2,2-Tetrachloroethane	ug/L	ND	5.0	02/17/23 11:04	
1,1,2-Trichloroethane	ug/L	ND	5.0	02/17/23 11:04	
1,1-Dichloroethane	ug/L	ND	5.0	02/17/23 11:04	
1,1-Dichloroethene	ug/L	ND	5.0	02/17/23 11:04	
1,1-Dichloropropene	ug/L	ND	5.0	02/17/23 11:04	
1,2,3-Trichlorobenzene	ug/L	ND	5.0	02/17/23 11:04	
1,2,3-Trichloropropane	ug/L	ND	5.0	02/17/23 11:04	
1,2,4-Trichlorobenzene	ug/L	ND	5.0	02/17/23 11:04	
1,2,4-Trimethylbenzene	ug/L	ND	5.0	02/17/23 11:04	
1,2-Dibromoethane (EDB)	ug/L	ND	5.0	02/17/23 11:04	
1,2-Dichlorobenzene	ug/L	ND	5.0	02/17/23 11:04	
1,2-Dichloroethane	ug/L	ND	5.0	02/17/23 11:04	
1,2-Dichloropropane	ug/L	ND	5.0	02/17/23 11:04	
1,3,5-Trimethylbenzene	ug/L	ND	5.0	02/17/23 11:04	
1,3-Dichlorobenzene	ug/L	ND	5.0	02/17/23 11:04	
1,3-Dichloropropane	ug/L	ND	5.0	02/17/23 11:04	
1,4-Dichlorobenzene	ug/L	ND	5.0	02/17/23 11:04	
1-Methylnaphthalene	ug/L	ND	10.0	02/17/23 11:04	
2,2-Dichloropropane	ug/L	ND	5.0	02/17/23 11:04	
2-Butanone (MEK)	ug/L	ND	25.0	02/17/23 11:04	
2-Chlorotoluene	ug/L	ND	5.0	02/17/23 11:04	
2-Hexanone	ug/L	ND	25.0	02/17/23 11:04	
2-Methylnaphthalene	ug/L	ND	10.0	02/17/23 11:04	
4-Chlorotoluene	ug/L	ND	5.0	02/17/23 11:04	
4-Methyl-2-pentanone (MIBK)	ug/L	ND	25.0	02/17/23 11:04	
Acetone	ug/L	ND	100	02/17/23 11:04	
Acrolein	ug/L	ND	50.0	02/17/23 11:04	
Acrylonitrile	ug/L	ND	100	02/17/23 11:04	
Benzene	ug/L	ND	5.0	02/17/23 11:04	
Bromobenzene	ug/L	ND	5.0	02/17/23 11:04	
Bromochloromethane	ug/L	ND	5.0	02/17/23 11:04	
Bromodichloromethane	ug/L	ND	5.0	02/17/23 11:04	
Bromoform	ug/L	ND	5.0	02/17/23 11:04	
Bromomethane	ug/L	ND	5.0	02/17/23 11:04	
Carbon disulfide	ug/L	ND	10.0	02/17/23 11:04	
Carbon tetrachloride	ug/L	ND	5.0	02/17/23 11:04	
Chlorobenzene	ug/L	ND	5.0	02/17/23 11:04	

Results presented on this page are in the units indicated by the "Units" column except where an alternate unit is presented to the right of the result.

This report shall not be reproduced, except in full,
without the written consent of Pace Analytical Services, LLC.

Pace Analytical Services, LLC
7726 Moller Road
Indianapolis, IN 46268
(317)228-3100

QUALITY CONTROL DATA

Project: HRID 1Q2023
Pace Project No.: 50337537

METHOD BLANK: 3301547 Matrix: Water

Associated Lab Samples: 50337537007, 50337537009, 50337537010, 50337537011, 50337537013, 50337537014, 50337537015, 50337537016, 50337537017, 50337537018, 50337537019, 50337537020, 50337537021

Parameter	Units	Blank Result	Reporting Limit	Analyzed	Qualifiers
Chloroethane	ug/L	ND	5.0	02/17/23 11:04	
Chloroform	ug/L	ND	5.0	02/17/23 11:04	
Chloromethane	ug/L	ND	5.0	02/17/23 11:04	
cis-1,2-Dichloroethene	ug/L	ND	5.0	02/17/23 11:04	
cis-1,3-Dichloropropene	ug/L	ND	5.0	02/17/23 11:04	
Dibromochloromethane	ug/L	ND	5.0	02/17/23 11:04	
Dibromomethane	ug/L	ND	5.0	02/17/23 11:04	
Dichlorodifluoromethane	ug/L	ND	5.0	02/17/23 11:04	
Ethyl methacrylate	ug/L	ND	100	02/17/23 11:04	
Ethylbenzene	ug/L	ND	5.0	02/17/23 11:04	
Hexachloro-1,3-butadiene	ug/L	ND	5.0	02/17/23 11:04	
Iodomethane	ug/L	ND	10.0	02/17/23 11:04	
Isopropylbenzene (Cumene)	ug/L	ND	5.0	02/17/23 11:04	
Methyl-tert-butyl ether	ug/L	ND	4.0	02/17/23 11:04	
Methylene Chloride	ug/L	ND	5.0	02/17/23 11:04	
n-Butylbenzene	ug/L	ND	5.0	02/17/23 11:04	
n-Hexane	ug/L	ND	5.0	02/17/23 11:04	
n-Propylbenzene	ug/L	ND	5.0	02/17/23 11:04	
Naphthalene	ug/L	ND	1.2	02/17/23 11:04	
p-Isopropyltoluene	ug/L	ND	5.0	02/17/23 11:04	
sec-Butylbenzene	ug/L	ND	5.0	02/17/23 11:04	
Styrene	ug/L	ND	5.0	02/17/23 11:04	
tert-Butylbenzene	ug/L	ND	5.0	02/17/23 11:04	
Tetrachloroethene	ug/L	ND	5.0	02/17/23 11:04	
Toluene	ug/L	ND	5.0	02/17/23 11:04	
trans-1,2-Dichloroethene	ug/L	ND	5.0	02/17/23 11:04	
trans-1,3-Dichloropropene	ug/L	ND	5.0	02/17/23 11:04	
trans-1,4-Dichloro-2-butene	ug/L	ND	100	02/17/23 11:04	
Trichloroethene	ug/L	ND	5.0	02/17/23 11:04	
Trichlorofluoromethane	ug/L	ND	5.0	02/17/23 11:04	
Vinyl acetate	ug/L	ND	50.0	02/17/23 11:04	
Vinyl chloride	ug/L	ND	2.0	02/17/23 11:04	
Xylene (Total)	ug/L	ND	10.0	02/17/23 11:04	
4-Bromofluorobenzene (S)	%.	101	79-124	02/17/23 11:04	
Dibromofluoromethane (S)	%.	97	82-128	02/17/23 11:04	
Toluene-d8 (S)	%.	101	73-122	02/17/23 11:04	

LABORATORY CONTROL SAMPLE: 3301548

Parameter	Units	Spike Conc.	LCS Result	LCS % Rec	% Rec Limits	Qualifiers
1,1,1,2-Tetrachloroethane	ug/L	50	49.5	99	77-125	
1,1,1-Trichloroethane	ug/L	50	48.2	96	69-125	
1,1,2,2-Tetrachloroethane	ug/L	50	52.7	105	72-123	

Results presented on this page are in the units indicated by the "Units" column except where an alternate unit is presented to the right of the result.

REPORT OF LABORATORY ANALYSIS

This report shall not be reproduced, except in full,
without the written consent of Pace Analytical Services, LLC.

Pace Analytical Services, LLC
7726 Moller Road
Indianapolis, IN 46268
(317)228-3100

QUALITY CONTROL DATA

Project: HRID 1Q2023
Pace Project No.: 50337537

LABORATORY CONTROL SAMPLE: 3301548

Parameter	Units	Spike Conc.	LCS Result	LCS % Rec	% Rec Limits	Qualifiers
1,1,2-Trichloroethane	ug/L	50	52.0	104	73-124	
1,1-Dichloroethane	ug/L	50	51.8	104	71-124	
1,1-Dichloroethene	ug/L	50	49.8	100	63-138	
1,1-Dichloropropene	ug/L	50	51.5	103	80-142	
1,2,3-Trichlorobenzene	ug/L	50	42.2	84	67-134	
1,2,3-Trichloropropane	ug/L	50	48.4	97	75-122	
1,2,4-Trichlorobenzene	ug/L	50	43.7	87	68-132	
1,2,4-Trimethylbenzene	ug/L	50	49.6	99	71-121	
1,2-Dibromoethane (EDB)	ug/L	50	47.2	94	75-123	
1,2-Dichlorobenzene	ug/L	50	46.6	93	76-118	
1,2-Dichloroethane	ug/L	50	49.9	100	68-126	
1,2-Dichloropropane	ug/L	50	52.7	105	73-127	
1,3,5-Trimethylbenzene	ug/L	50	50.0	100	72-120	
1,3-Dichlorobenzene	ug/L	50	45.9	92	75-119	
1,3-Dichloropropane	ug/L	50	49.8	100	77-125	
1,4-Dichlorobenzene	ug/L	50	46.5	93	74-118	
1-Methylnaphthalene	ug/L	50	40.0	80	51-164	
2,2-Dichloropropane	ug/L	50	51.8	104	52-137	
2-Butanone (MEK)	ug/L	250	234	94	57-130	
2-Chlorotoluene	ug/L	50	50.2	100	69-123	
2-Hexanone	ug/L	250	269	108	57-130	
2-Methylnaphthalene	ug/L	50	41.9	84	57-159	
4-Chlorotoluene	ug/L	50	49.6	99	74-122	
4-Methyl-2-pentanone (MIBK)	ug/L	250	275	110	58-134	
Acetone	ug/L	250	218	87	41-133	
Acrolein	ug/L	1000	1150	115	43-124	
Acrylonitrile	ug/L	250	254	102	66-131	
Benzene	ug/L	50	48.9	98	76-121	
Bromobenzene	ug/L	50	48.0	96	67-127	
Bromochloromethane	ug/L	50	56.1	112	65-126	
Bromodichloromethane	ug/L	50	55.3	111	72-125	
Bromoform	ug/L	50	50.0	100	57-134	
Bromomethane	ug/L	50	25.3	51	10-187	
Carbon disulfide	ug/L	50	48.8	98	59-125	
Carbon tetrachloride	ug/L	50	48.1	96	71-134	
Chlorobenzene	ug/L	50	46.3	93	74-119	
Chloroethane	ug/L	50	50.3	101	49-152	
Chloroform	ug/L	50	49.6	99	68-123	
Chloromethane	ug/L	50	40.3	81	33-133	
cis-1,2-Dichloroethene	ug/L	50	48.1	96	73-122	
cis-1,3-Dichloropropene	ug/L	50	55.8	112	69-128	
Dibromochloromethane	ug/L	50	50.8	102	69-127	
Dibromomethane	ug/L	50	50.3	101	74-126	
Dichlorodifluoromethane	ug/L	50	24.0	48	19-136	
Ethyl methacrylate	ug/L	50	56J	112	65-127	
Ethylbenzene	ug/L	50	46.9	94	74-122	
Hexachloro-1,3-butadiene	ug/L	50	41.4	83	65-140	

Results presented on this page are in the units indicated by the "Units" column except where an alternate unit is presented to the right of the result.

This report shall not be reproduced, except in full,
without the written consent of Pace Analytical Services, LLC.

Pace Analytical Services, LLC
7726 Moller Road
Indianapolis, IN 46268
(317)228-3100

QUALITY CONTROL DATA

Project: HRID 1Q2023
Pace Project No.: 50337537

LABORATORY CONTROL SAMPLE: 3301548

Parameter	Units	Spike Conc.	LCS Result	LCS % Rec	% Rec Limits	Qualifiers
Iodomethane	ug/L	50	33.9	68	10-181	
Isopropylbenzene (Cumene)	ug/L	50	46.7	93	75-124	
Methyl-tert-butyl ether	ug/L	50	50.2	100	71-125	
Methylene Chloride	ug/L	50	46.7	93	71-125	
n-Butylbenzene	ug/L	50	52.2	104	68-124	
n-Hexane	ug/L	50	44.6	89	60-132	
n-Propylbenzene	ug/L	50	51.6	103	75-122	
Naphthalene	ug/L	50	46.9	94	69-128	
p-Isopropyltoluene	ug/L	50	48.0	96	73-125	
sec-Butylbenzene	ug/L	50	49.3	99	76-125	
Styrene	ug/L	50	48.2	96	74-126	
tert-Butylbenzene	ug/L	50	53.9	108	69-123	
Tetrachloroethene	ug/L	50	42.7	85	74-129	
Toluene	ug/L	50	47.8	96	70-118	
trans-1,2-Dichloroethene	ug/L	50	46.9	94	69-124	
trans-1,3-Dichloropropene	ug/L	50	56.3	113	66-125	
trans-1,4-Dichloro-2-butene	ug/L	50	53.9J	108	43-155	
Trichloroethene	ug/L	50	47.5	95	73-125	
Trichlorofluoromethane	ug/L	50	48.6	97	56-139	
Vinyl acetate	ug/L	200	245	123	46-101	L1
Vinyl chloride	ug/L	50	42.3	85	46-134	
Xylene (Total)	ug/L	150	142	95	71-123	
4-Bromofluorobenzene (S)	%.			101	79-124	
Dibromofluoromethane (S)	%.			99	82-128	
Toluene-d8 (S)	%.			103	73-122	

MATRIX SPIKE SAMPLE: 3301549

Parameter	Units	50337537016 Result	Spike Conc.	MS Result	MS % Rec	% Rec Limits	Qualifiers
1,1,1,2-Tetrachloroethane	ug/L	ND	50	57.4	115	64-142	
1,1,1-Trichloroethane	ug/L	ND	50	61.0	122	60-143	
1,1,2,2-Tetrachloroethane	ug/L	ND	50	61.7	123	64-135	
1,1,2-Trichloroethane	ug/L	ND	50	60.8	122	66-137	
1,1-Dichloroethane	ug/L	ND	50	61.5	123	62-144	
1,1-Dichloroethene	ug/L	ND	50	68.2	136	55-158	
1,1-Dichloropropene	ug/L	ND	50	65.0	130	65-164	
1,2,3-Trichlorobenzene	ug/L	ND	50	45.9	92	35-149	
1,2,3-Trichloropropane	ug/L	ND	50	56.2	112	66-135	
1,2,4-Trichlorobenzene	ug/L	ND	50	47.7	95	27-149	
1,2,4-Trimethylbenzene	ug/L	ND	50	57.8	116	41-140	
1,2-Dibromoethane (EDB)	ug/L	ND	50	55.3	111	68-136	
1,2-Dichlorobenzene	ug/L	ND	50	54.6	109	47-140	
1,2-Dichloroethane	ug/L	ND	50	61.0	122	61-144	
1,2-Dichloropropane	ug/L	ND	50	62.7	125	67-141	
1,3,5-Trimethylbenzene	ug/L	ND	50	57.2	114	40-141	

Results presented on this page are in the units indicated by the "Units" column except where an alternate unit is presented to the right of the result.

This report shall not be reproduced, except in full,
without the written consent of Pace Analytical Services, LLC.

Pace Analytical Services, LLC
7726 Moller Road
Indianapolis, IN 46268
(317)228-3100

QUALITY CONTROL DATA

Project: HRID 1Q2023
Pace Project No.: 50337537

MATRIX SPIKE SAMPLE: 3301549

Parameter	Units	50337537016 Result	Spike Conc.	MS Result	MS % Rec	% Rec Limits	Qualifiers
1,3-Dichlorobenzene	ug/L	ND	50	53.4	107	39-142	
1,3-Dichloropropane	ug/L	ND	50	57.4	115	67-141	
1,4-Dichlorobenzene	ug/L	ND	50	54.1	108	39-140	
1-Methylnaphthalene	ug/L	ND	50	40.1	80	31-172	
2,2-Dichloropropane	ug/L	ND	50	57.6	115	32-144	
2-Butanone (MEK)	ug/L	ND	250	272	109	49-149	
2-Chlorotoluene	ug/L	ND	50	58.6	117	37-144	
2-Hexanone	ug/L	ND	250	310	124	48-147	
2-Methylnaphthalene	ug/L	ND	50	42.2	84	39-163	
4-Chlorotoluene	ug/L	ND	50	57.9	116	34-148	
4-Methyl-2-pentanone (MIBK)	ug/L	ND	250	317	127	50-152	
Acetone	ug/L	ND	250	268	107	23-157	
Acrolein	ug/L	ND	1000	1360	136	25-137	
Acrylonitrile	ug/L	ND	250	284	114	56-149	
Benzene	ug/L	ND	50	59.1	118	68-139	
Bromobenzene	ug/L	ND	50	57.0	114	49-142	
Bromochloromethane	ug/L	ND	50	70.2	140	58-143	
Bromodichloromethane	ug/L	ND	50	65.8	132	65-139	
Bromoform	ug/L	ND	50	55.4	111	51-139	
Bromomethane	ug/L	ND	50	18.1	36	10-189	
Carbon disulfide	ug/L	ND	50	64.1	128	45-143	
Carbon tetrachloride	ug/L	ND	50	59.7	119	61-153	
Chlorobenzene	ug/L	ND	50	55.3	111	57-137	
Chloroethane	ug/L	ND	50	69.5	139	41-183	
Chloroform	ug/L	ND	50	61.4	123	61-138	
Chloromethane	ug/L	ND	50	51.8	104	25-150	
cis-1,2-Dichloroethene	ug/L	89.0	50	152	125	58-142	
cis-1,3-Dichloropropene	ug/L	ND	50	60.9	122	53-140	
Dibromochloromethane	ug/L	ND	50	58.8	118	61-139	
Dibromomethane	ug/L	ND	50	60.1	120	69-138	
Dichlorodifluoromethane	ug/L	ND	50	18.2	36	10-150	
Ethyl methacrylate	ug/L	ND	50	63.7J	127	57-141	
Ethylbenzene	ug/L	ND	50	56.8	114	54-141	
Hexachloro-1,3-butadiene	ug/L	ND	50	44.0	88	10-173	
Iodomethane	ug/L	ND	50	28.5	57	10-184	
Isopropylbenzene (Cumene)	ug/L	ND	50	56.8	114	48-145	
Methyl-tert-butyl ether	ug/L	ND	50	58.4	117	62-143	
Methylene Chloride	ug/L	ND	50	53.8	108	59-141	
n-Butylbenzene	ug/L	ND	50	55.7	111	19-150	
n-Hexane	ug/L	ND	50	47.2	94	44-145	
n-Propylbenzene	ug/L	ND	50	59.4	119	36-150	
Naphthalene	ug/L	ND	50	52.7	105	56-136	
p-Isopropyltoluene	ug/L	ND	50	54.9	110	28-152	
sec-Butylbenzene	ug/L	ND	50	56.8	114	36-151	
Styrene	ug/L	ND	50	57.2	114	51-146	
tert-Butylbenzene	ug/L	ND	50	62.2	124	42-142	
Tetrachloroethene	ug/L	11.8	50	62.6	102	50-149	

Results presented on this page are in the units indicated by the "Units" column except where an alternate unit is presented to the right of the result.

This report shall not be reproduced, except in full,
without the written consent of Pace Analytical Services, LLC.

Pace Analytical Services, LLC
7726 Moller Road
Indianapolis, IN 46268
(317)228-3100

QUALITY CONTROL DATA

Project: HRID 1Q2023
Pace Project No.: 50337537

MATRIX SPIKE SAMPLE: 3301549

Parameter	Units	50337537016 Result	Spike Conc.	MS Result	MS % Rec	% Rec Limits	Qualifiers
Toluene	ug/L	ND	50	57.2	114	59-134	
trans-1,2-Dichloroethene	ug/L	ND	50	58.8	113	57-141	
trans-1,3-Dichloropropene	ug/L	ND	50	61.5	123	51-136	
trans-1,4-Dichloro-2-butene	ug/L	ND	50	59.7J	119	26-157	
Trichloroethene	ug/L	35.9	50	94.3	117	55-147	
Trichlorofluoromethane	ug/L	ND	50	67.8	136	55-160	
Vinyl acetate	ug/L	ND	200	266	133	24-109	M0
Vinyl chloride	ug/L	36.6	50	90.4	108	36-154	
Xylene (Total)	ug/L	ND	150	170	113	50-143	
4-Bromofluorobenzene (S)	%.				102	79-124	
Dibromofluoromethane (S)	%.				101	82-128	
Toluene-d8 (S)	%.				102	73-122	

SAMPLE DUPLICATE: 3301550

Parameter	Units	50337537017 Result	Dup Result	RPD	Max RPD	Qualifiers
1,1,1,2-Tetrachloroethane	ug/L	ND	ND		20	
1,1,1-Trichloroethane	ug/L	ND	ND		20	
1,1,2,2-Tetrachloroethane	ug/L	ND	ND		20	
1,1,2-Trichloroethane	ug/L	ND	ND		20	
1,1-Dichloroethane	ug/L	ND	ND		20	
1,1-Dichloroethene	ug/L	ND	ND		20	
1,1-Dichloropropene	ug/L	ND	ND		20	
1,2,3-Trichlorobenzene	ug/L	ND	ND		20	
1,2,3-Trichloropropane	ug/L	ND	ND		20	
1,2,4-Trichlorobenzene	ug/L	ND	ND		20	
1,2,4-Trimethylbenzene	ug/L	ND	ND		20	
1,2-Dibromoethane (EDB)	ug/L	ND	ND		20	
1,2-Dichlorobenzene	ug/L	ND	ND		20	
1,2-Dichloroethane	ug/L	ND	ND		20	
1,2-Dichloropropane	ug/L	ND	ND		20	
1,3,5-Trimethylbenzene	ug/L	ND	ND		20	
1,3-Dichlorobenzene	ug/L	ND	ND		20	
1,3-Dichloropropane	ug/L	ND	ND		20	
1,4-Dichlorobenzene	ug/L	ND	ND		20	
1-Methylnaphthalene	ug/L	ND	ND		20	
2,2-Dichloropropane	ug/L	ND	ND		20	
2-Butanone (MEK)	ug/L	ND	ND		20	
2-Chlorotoluene	ug/L	ND	ND		20	
2-Hexanone	ug/L	ND	ND		20	
2-Methylnaphthalene	ug/L	ND	ND		20	
4-Chlorotoluene	ug/L	ND	ND		20	
4-Methyl-2-pentanone (MIBK)	ug/L	ND	ND		20	
Acetone	ug/L	ND	5.3J		20	
Acrolein	ug/L	ND	ND		20	

Results presented on this page are in the units indicated by the "Units" column except where an alternate unit is presented to the right of the result.

REPORT OF LABORATORY ANALYSIS

This report shall not be reproduced, except in full,
without the written consent of Pace Analytical Services, LLC.

Pace Analytical Services, LLC
7726 Moller Road
Indianapolis, IN 46268
(317)228-3100

QUALITY CONTROL DATA

Project: HRID 1Q2023
Pace Project No.: 50337537

SAMPLE DUPLICATE: 3301550

Parameter	Units	50337537017 Result	Dup Result	RPD	Max RPD	Qualifiers
Acrylonitrile	ug/L	ND	ND		20	
Benzene	ug/L	ND	ND		20	
Bromobenzene	ug/L	ND	ND		20	
Bromochloromethane	ug/L	ND	ND		20	
Bromodichloromethane	ug/L	ND	ND		20	
Bromoform	ug/L	ND	ND		20	
Bromomethane	ug/L	ND	ND		20	
Carbon disulfide	ug/L	ND	ND		20	
Carbon tetrachloride	ug/L	ND	ND		20	
Chlorobenzene	ug/L	ND	ND		20	
Chloroethane	ug/L	ND	ND		20	
Chloroform	ug/L	ND	ND		20	
Chloromethane	ug/L	ND	ND		20	
cis-1,2-Dichloroethene	ug/L	ND	ND		20	
cis-1,3-Dichloropropene	ug/L	ND	ND		20	
Dibromochloromethane	ug/L	ND	ND		20	
Dibromomethane	ug/L	ND	ND		20	
Dichlorodifluoromethane	ug/L	ND	ND		20	
Ethyl methacrylate	ug/L	ND	ND		20	
Ethylbenzene	ug/L	ND	ND		20	
Hexachloro-1,3-butadiene	ug/L	ND	ND		20	
Iodomethane	ug/L	ND	ND		20	
Isopropylbenzene (Cumene)	ug/L	ND	ND		20	
Methyl-tert-butyl ether	ug/L	ND	ND		20	
Methylene Chloride	ug/L	ND	ND		20	
n-Butylbenzene	ug/L	ND	ND		20	
n-Hexane	ug/L	ND	ND		20	
n-Propylbenzene	ug/L	ND	ND		20	
Naphthalene	ug/L	ND	ND		20	
p-Isopropyltoluene	ug/L	ND	ND		20	
sec-Butylbenzene	ug/L	ND	ND		20	
Styrene	ug/L	ND	ND		20	
tert-Butylbenzene	ug/L	ND	ND		20	
Tetrachloroethene	ug/L	ND	ND		20	
Toluene	ug/L	ND	ND		20	
trans-1,2-Dichloroethene	ug/L	ND	ND		20	
trans-1,3-Dichloropropene	ug/L	ND	ND		20	
trans-1,4-Dichloro-2-butene	ug/L	ND	ND		20	
Trichloroethene	ug/L	183	186	2	20	
Trichlorofluoromethane	ug/L	ND	ND		20	
Vinyl acetate	ug/L	ND	ND		20	
Vinyl chloride	ug/L	ND	ND		20	
Xylene (Total)	ug/L	ND	ND		20	
4-Bromofluorobenzene (S)	%.	100	99			
Dibromofluoromethane (S)	%.	96	97			
Toluene-d8 (S)	%.	100	101			

Results presented on this page are in the units indicated by the "Units" column except where an alternate unit is presented to the right of the result.

This report shall not be reproduced, except in full,
without the written consent of Pace Analytical Services, LLC.

Pace Analytical Services, LLC
7726 Moller Road
Indianapolis, IN 46268
(317)228-3100

QUALITY CONTROL DATA

Project: HRID 1Q2023
Pace Project No.: 50337537

QC Batch: 719223
QC Batch Method: EPA 5030/8260
Analysis Method: EPA 5030/8260
Analysis Description: 8260 MSV
Laboratory: Pace Analytical Services - Indianapolis
Associated Lab Samples: 50337537023, 50337537024

METHOD BLANK: 3301827
Matrix: Water
Associated Lab Samples: 50337537023, 50337537024

Parameter	Units	Blank Result	Reporting Limit	Analyzed	Qualifiers
1,1,1,2-Tetrachloroethane	ug/L	ND	5.0	02/17/23 22:58	
1,1,1-Trichloroethane	ug/L	ND	5.0	02/17/23 22:58	
1,1,2,2-Tetrachloroethane	ug/L	ND	5.0	02/17/23 22:58	
1,1,2-Trichloroethane	ug/L	ND	5.0	02/17/23 22:58	
1,1-Dichloroethane	ug/L	ND	5.0	02/17/23 22:58	
1,1-Dichloroethene	ug/L	ND	5.0	02/17/23 22:58	
1,1-Dichloropropene	ug/L	ND	5.0	02/17/23 22:58	
1,2,3-Trichlorobenzene	ug/L	ND	5.0	02/17/23 22:58	
1,2,3-Trichloropropane	ug/L	ND	5.0	02/17/23 22:58	
1,2,4-Trichlorobenzene	ug/L	ND	5.0	02/17/23 22:58	
1,2,4-Trimethylbenzene	ug/L	ND	5.0	02/17/23 22:58	
1,2-Dibromoethane (EDB)	ug/L	ND	5.0	02/17/23 22:58	
1,2-Dichlorobenzene	ug/L	ND	5.0	02/17/23 22:58	
1,2-Dichloroethane	ug/L	ND	5.0	02/17/23 22:58	
1,2-Dichloropropane	ug/L	ND	5.0	02/17/23 22:58	
1,3,5-Trimethylbenzene	ug/L	ND	5.0	02/17/23 22:58	
1,3-Dichlorobenzene	ug/L	ND	5.0	02/17/23 22:58	
1,3-Dichloropropane	ug/L	ND	5.0	02/17/23 22:58	
1,4-Dichlorobenzene	ug/L	ND	5.0	02/17/23 22:58	
1-Methylnaphthalene	ug/L	ND	10.0	02/17/23 22:58	
2,2-Dichloropropane	ug/L	ND	5.0	02/17/23 22:58	
2-Butanone (MEK)	ug/L	ND	25.0	02/17/23 22:58	
2-Chlorotoluene	ug/L	ND	5.0	02/17/23 22:58	
2-Hexanone	ug/L	ND	25.0	02/17/23 22:58	
2-Methylnaphthalene	ug/L	ND	10.0	02/17/23 22:58	
4-Chlorotoluene	ug/L	ND	5.0	02/17/23 22:58	
4-Methyl-2-pentanone (MIBK)	ug/L	ND	25.0	02/17/23 22:58	
Acetone	ug/L	ND	100	02/17/23 22:58	
Acrolein	ug/L	ND	50.0	02/17/23 22:58	
Acrylonitrile	ug/L	ND	100	02/17/23 22:58	
Benzene	ug/L	ND	5.0	02/17/23 22:58	
Bromobenzene	ug/L	ND	5.0	02/17/23 22:58	
Bromochloromethane	ug/L	ND	5.0	02/17/23 22:58	
Bromodichloromethane	ug/L	ND	5.0	02/17/23 22:58	
Bromoform	ug/L	ND	5.0	02/17/23 22:58	
Bromomethane	ug/L	ND	5.0	02/17/23 22:58	
Carbon disulfide	ug/L	ND	10.0	02/17/23 22:58	
Carbon tetrachloride	ug/L	ND	5.0	02/17/23 22:58	
Chlorobenzene	ug/L	ND	5.0	02/17/23 22:58	
Chloroethane	ug/L	ND	5.0	02/17/23 22:58	

Results presented on this page are in the units indicated by the "Units" column except where an alternate unit is presented to the right of the result.

This report shall not be reproduced, except in full,
without the written consent of Pace Analytical Services, LLC.

Pace Analytical Services, LLC
7726 Moller Road
Indianapolis, IN 46268
(317)228-3100

QUALITY CONTROL DATA

Project: HRID 1Q2023
Pace Project No.: 50337537

METHOD BLANK: 3301827 Matrix: Water
Associated Lab Samples: 50337537023, 50337537024

Parameter	Units	Blank Result	Reporting Limit	Analyzed	Qualifiers
Chloroform	ug/L	ND	5.0	02/17/23 22:58	
Chloromethane	ug/L	ND	5.0	02/17/23 22:58	
cis-1,2-Dichloroethene	ug/L	ND	5.0	02/17/23 22:58	
cis-1,3-Dichloropropene	ug/L	ND	5.0	02/17/23 22:58	
Dibromochloromethane	ug/L	ND	5.0	02/17/23 22:58	
Dibromomethane	ug/L	ND	5.0	02/17/23 22:58	
Dichlorodifluoromethane	ug/L	ND	5.0	02/17/23 22:58	
Ethyl methacrylate	ug/L	ND	100	02/17/23 22:58	
Ethylbenzene	ug/L	ND	5.0	02/17/23 22:58	
Hexachloro-1,3-butadiene	ug/L	ND	5.0	02/17/23 22:58	
Iodomethane	ug/L	ND	10.0	02/17/23 22:58	
Isopropylbenzene (Cumene)	ug/L	ND	5.0	02/17/23 22:58	
Methyl-tert-butyl ether	ug/L	ND	4.0	02/17/23 22:58	
Methylene Chloride	ug/L	ND	5.0	02/17/23 22:58	
n-Butylbenzene	ug/L	ND	5.0	02/17/23 22:58	
n-Hexane	ug/L	ND	5.0	02/17/23 22:58	
n-Propylbenzene	ug/L	ND	5.0	02/17/23 22:58	
Naphthalene	ug/L	ND	1.2	02/17/23 22:58	
p-Isopropyltoluene	ug/L	ND	5.0	02/17/23 22:58	
sec-Butylbenzene	ug/L	ND	5.0	02/17/23 22:58	
Styrene	ug/L	ND	5.0	02/17/23 22:58	
tert-Butylbenzene	ug/L	ND	5.0	02/17/23 22:58	
Tetrachloroethene	ug/L	ND	5.0	02/17/23 22:58	
Toluene	ug/L	ND	5.0	02/17/23 22:58	
trans-1,2-Dichloroethene	ug/L	ND	5.0	02/17/23 22:58	
trans-1,3-Dichloropropene	ug/L	ND	5.0	02/17/23 22:58	
trans-1,4-Dichloro-2-butene	ug/L	ND	100	02/17/23 22:58	
Trichloroethene	ug/L	ND	5.0	02/17/23 22:58	
Trichlorofluoromethane	ug/L	ND	5.0	02/17/23 22:58	
Vinyl acetate	ug/L	ND	50.0	02/17/23 22:58	
Vinyl chloride	ug/L	ND	2.0	02/17/23 22:58	
Xylene (Total)	ug/L	ND	10.0	02/17/23 22:58	
4-Bromofluorobenzene (S)	%.	100	79-124	02/17/23 22:58	
Dibromofluoromethane (S)	%.	96	82-128	02/17/23 22:58	
Toluene-d8 (S)	%.	100	73-122	02/17/23 22:58	

LABORATORY CONTROL SAMPLE: 3301828

Parameter	Units	Spike Conc.	LCS Result	LCS % Rec	% Rec Limits	Qualifiers
1,1,1,2-Tetrachloroethane	ug/L	50	50.1	100	77-125	
1,1,1-Trichloroethane	ug/L	50	50.9	102	69-125	
1,1,2,2-Tetrachloroethane	ug/L	50	53.1	106	72-123	
1,1,2-Trichloroethane	ug/L	50	52.2	104	73-124	
1,1-Dichloroethane	ug/L	50	53.2	106	71-124	

Results presented on this page are in the units indicated by the "Units" column except where an alternate unit is presented to the right of the result.

This report shall not be reproduced, except in full,
without the written consent of Pace Analytical Services, LLC.

Pace Analytical Services, LLC
7726 Moller Road
Indianapolis, IN 46268
(317)228-3100

QUALITY CONTROL DATA

Project: HRID 1Q2023
Pace Project No.: 50337537

LABORATORY CONTROL SAMPLE: 3301828

Parameter	Units	Spike Conc.	LCS Result	LCS % Rec	% Rec Limits	Qualifiers
1,1-Dichloroethene	ug/L	50	52.4	105	63-138	
1,1-Dichloropropene	ug/L	50	53.7	107	80-142	
1,2,3-Trichlorobenzene	ug/L	50	42.3	85	67-134	
1,2,3-Trichloropropane	ug/L	50	51.4	103	75-122	
1,2,4-Trichlorobenzene	ug/L	50	42.5	85	68-132	
1,2,4-Trimethylbenzene	ug/L	50	48.8	98	71-121	
1,2-Dibromoethane (EDB)	ug/L	50	49.2	98	75-123	
1,2-Dichlorobenzene	ug/L	50	46.6	93	76-118	
1,2-Dichloroethane	ug/L	50	52.4	105	68-126	
1,2-Dichloropropane	ug/L	50	53.7	107	73-127	
1,3,5-Trimethylbenzene	ug/L	50	49.8	100	72-120	
1,3-Dichlorobenzene	ug/L	50	45.7	91	75-119	
1,3-Dichloropropane	ug/L	50	51.9	104	77-125	
1,4-Dichlorobenzene	ug/L	50	47.4	95	74-118	
1-Methylnaphthalene	ug/L	50	41.2	82	51-164	
2,2-Dichloropropane	ug/L	50	39.7	79	52-137	
2-Butanone (MEK)	ug/L	250	279	112	57-130	
2-Chlorotoluene	ug/L	50	50.8	102	69-123	
2-Hexanone	ug/L	250	297	119	57-130	
2-Methylnaphthalene	ug/L	50	42.9	86	57-159	
4-Chlorotoluene	ug/L	50	49.4	99	74-122	
4-Methyl-2-pentanone (MIBK)	ug/L	250	299	119	58-134	
Acetone	ug/L	250	241	96	41-133	
Acrolein	ug/L	1000	1200	120	43-124	
Acrylonitrile	ug/L	250	293	117	66-131	
Benzene	ug/L	50	50.7	101	76-121	
Bromobenzene	ug/L	50	50.7	101	67-127	
Bromochloromethane	ug/L	50	58.5	117	65-126	
Bromodichloromethane	ug/L	50	56.1	112	72-125	
Bromoform	ug/L	50	48.9	98	57-134	
Bromomethane	ug/L	50	23.4	47	10-187	
Carbon disulfide	ug/L	50	50.3	101	59-125	
Carbon tetrachloride	ug/L	50	49.1	98	71-134	
Chlorobenzene	ug/L	50	48.0	96	74-119	
Chloroethane	ug/L	50	55.0	110	49-152	
Chloroform	ug/L	50	51.8	104	68-123	
Chloromethane	ug/L	50	49.0	98	33-133	
cis-1,2-Dichloroethene	ug/L	50	50.7	101	73-122	
cis-1,3-Dichloropropene	ug/L	50	54.7	109	69-128	
Dibromochloromethane	ug/L	50	51.0	102	69-127	
Dibromomethane	ug/L	50	53.7	107	74-126	
Dichlorodifluoromethane	ug/L	50	15.6	31	19-136	
Ethyl methacrylate	ug/L	50	57J	114	65-127	
Ethylbenzene	ug/L	50	48.6	97	74-122	
Hexachloro-1,3-butadiene	ug/L	50	39.6	79	65-140	
Iodomethane	ug/L	50	33.1	66	10-181	
Isopropylbenzene (Cumene)	ug/L	50	49.9	100	75-124	

Results presented on this page are in the units indicated by the "Units" column except where an alternate unit is presented to the right of the result.

This report shall not be reproduced, except in full,
without the written consent of Pace Analytical Services, LLC.

Pace Analytical Services, LLC
7726 Moller Road
Indianapolis, IN 46268
(317)228-3100

QUALITY CONTROL DATA

Project: HRID 1Q2023
Pace Project No.: 50337537

LABORATORY CONTROL SAMPLE: 3301828

Parameter	Units	Spike Conc.	LCS Result	LCS % Rec	% Rec Limits	Qualifiers
Methyl-tert-butyl ether	ug/L	50	51.1	102	71-125	
Methylene Chloride	ug/L	50	49.9	100	71-125	
n-Butylbenzene	ug/L	50	50.4	101	68-124	
n-Hexane	ug/L	50	39.2	78	60-132	
n-Propylbenzene	ug/L	50	51.2	102	75-122	
Naphthalene	ug/L	50	46.8	94	69-128	
p-Isopropyltoluene	ug/L	50	47.3	95	73-125	
sec-Butylbenzene	ug/L	50	49.3	99	76-125	
Styrene	ug/L	50	49.9	100	74-126	
tert-Butylbenzene	ug/L	50	49.2	98	69-123	
Tetrachloroethene	ug/L	50	43.2	86	74-129	
Toluene	ug/L	50	49.4	99	70-118	
trans-1,2-Dichloroethene	ug/L	50	49.0	98	69-124	
trans-1,3-Dichloropropene	ug/L	50	53.9	108	66-125	
trans-1,4-Dichloro-2-butene	ug/L	50	49.4J	99	43-155	
Trichloroethene	ug/L	50	48.7	97	73-125	
Trichlorofluoromethane	ug/L	50	51.9	104	56-139	
Vinyl acetate	ug/L	200	245	123	46-101	L1
Vinyl chloride	ug/L	50	41.1	82	46-134	
Xylene (Total)	ug/L	150	147	98	71-123	
4-Bromofluorobenzene (S)	%.			104	79-124	
Dibromofluoromethane (S)	%.			100	82-128	
Toluene-d8 (S)	%.			103	73-122	

MATRIX SPIKE SAMPLE: 3301829

Parameter	Units	50337520012 Result	Spike Conc.	MS Result	MS % Rec	% Rec Limits	Qualifiers
1,1,1,2-Tetrachloroethane	ug/L	ND	50	54.5	109	64-142	
1,1,1-Trichloroethane	ug/L	ND	50	59.1	118	60-143	
1,1,2,2-Tetrachloroethane	ug/L	ND	50	59.7	119	64-135	
1,1,2-Trichloroethane	ug/L	ND	50	58.2	116	66-137	
1,1-Dichloroethane	ug/L	ND	50	58.0	116	62-144	
1,1-Dichloroethene	ug/L	ND	50	67.0	134	55-158	
1,1-Dichloropropene	ug/L	ND	50	60.3	121	65-164	
1,2,3-Trichlorobenzene	ug/L	ND	50	42.9	86	35-149	
1,2,3-Trichloropropane	ug/L	ND	50	55.8	112	66-135	
1,2,4-Trichlorobenzene	ug/L	ND	50	42.6	85	27-149	
1,2,4-Trimethylbenzene	ug/L	ND	50	52.6	105	41-140	
1,2-Dibromoethane (EDB)	ug/L	ND	50	54.5	109	68-136	
1,2-Dichlorobenzene	ug/L	ND	50	49.8	100	47-140	
1,2-Dichloroethane	ug/L	ND	50	58.4	117	61-144	
1,2-Dichloropropane	ug/L	ND	50	59.4	119	67-141	
1,3,5-Trimethylbenzene	ug/L	ND	50	52.3	105	40-141	
1,3-Dichlorobenzene	ug/L	ND	50	47.0	94	39-142	
1,3-Dichloropropane	ug/L	ND	50	56.6	113	67-141	

Results presented on this page are in the units indicated by the "Units" column except where an alternate unit is presented to the right of the result.

This report shall not be reproduced, except in full,
without the written consent of Pace Analytical Services, LLC.

Pace Analytical Services, LLC
7726 Moller Road
Indianapolis, IN 46268
(317)228-3100

QUALITY CONTROL DATA

Project: HRID 1Q2023
Pace Project No.: 50337537

MATRIX SPIKE SAMPLE: 3301829

Parameter	Units	50337520012 Result	Spike Conc.	MS Result	MS % Rec	% Rec Limits	Qualifiers
1,4-Dichlorobenzene	ug/L	ND	50	48.9	98	39-140	
1-Methylnaphthalene	ug/L	ND	50	38.6	77	31-172	
2,2-Dichloropropane	ug/L	ND	50	39.6	79	32-144	
2-Butanone (MEK)	ug/L	ND	250	302	121	49-149	
2-Chlorotoluene	ug/L	ND	50	53.0	106	37-144	
2-Hexanone	ug/L	ND	250	331	133	48-147	
2-Methylnaphthalene	ug/L	ND	50	40.6	81	39-163	
4-Chlorotoluene	ug/L	ND	50	51.9	104	34-148	
4-Methyl-2-pentanone (MIBK)	ug/L	ND	250	331	133	50-152	
Acetone	ug/L	ND	250	286	114	23-157	
Acrolein	ug/L	ND	1000	1310	131	25-137	
Acrylonitrile	ug/L	ND	250	310	124	56-149	
Benzene	ug/L	ND	50	56.3	113	68-139	
Bromobenzene	ug/L	ND	50	55.4	111	49-142	
Bromochloromethane	ug/L	ND	50	68.5	137	58-143	
Bromodichloromethane	ug/L	ND	50	62.2	124	65-139	
Bromoform	ug/L	ND	50	52.4	105	51-139	
Bromomethane	ug/L	ND	50	19.4	39	10-189	
Carbon disulfide	ug/L	ND	50	59.9	120	45-143	
Carbon tetrachloride	ug/L	ND	50	55.1	110	61-153	
Chlorobenzene	ug/L	ND	50	52.1	104	57-137	
Chloroethane	ug/L	ND	50	68.8	138	41-183	
Chloroform	ug/L	ND	50	59.5	119	61-138	
Chloromethane	ug/L	ND	50	56.2	112	25-150	
cis-1,2-Dichloroethene	ug/L	81.4	50	140	118	58-142	
cis-1,3-Dichloropropene	ug/L	ND	50	54.8	110	53-140	
Dibromochloromethane	ug/L	ND	50	56.2	112	61-139	
Dibromomethane	ug/L	ND	50	60.3	121	69-138	
Dichlorodifluoromethane	ug/L	ND	50	17.9	36	10-150	
Ethyl methacrylate	ug/L	ND	50	62.5J	125	57-141	
Ethylbenzene	ug/L	ND	50	53.4	107	54-141	
Hexachloro-1,3-butadiene	ug/L	ND	50	39.4	79	10-173	
Iodomethane	ug/L	ND	50	26.9	54	10-184	
Isopropylbenzene (Cumene)	ug/L	ND	50	54.5	109	48-145	
Methyl-tert-butyl ether	ug/L	ND	50	56.4	113	62-143	
Methylene Chloride	ug/L	ND	50	52.7	105	59-141	
n-Butylbenzene	ug/L	ND	50	53.0	106	19-150	
n-Hexane	ug/L	ND	50	45.4	91	44-145	
n-Propylbenzene	ug/L	ND	50	53.9	108	36-150	
Naphthalene	ug/L	ND	50	49.3	99	56-136	
p-Isopropyltoluene	ug/L	ND	50	50.0	100	28-152	
sec-Butylbenzene	ug/L	ND	50	52.1	104	36-151	
Styrene	ug/L	ND	50	54.5	109	51-146	
tert-Butylbenzene	ug/L	ND	50	53.0	106	42-142	
Tetrachloroethene	ug/L	ND	50	46.1	92	50-149	
Toluene	ug/L	ND	50	54.2	108	59-134	
trans-1,2-Dichloroethene	ug/L	ND	50	56.8	106	57-141	

Results presented on this page are in the units indicated by the "Units" column except where an alternate unit is presented to the right of the result.

This report shall not be reproduced, except in full,
without the written consent of Pace Analytical Services, LLC.

Pace Analytical Services, LLC
7726 Moller Road
Indianapolis, IN 46268
(317)228-3100

QUALITY CONTROL DATA

Project: HRID 1Q2023
Pace Project No.: 50337537

MATRIX SPIKE SAMPLE: 3301829

Parameter	Units	50337520012 Result	Spike Conc.	MS Result	MS % Rec	% Rec Limits	Qualifiers
trans-1,3-Dichloropropene	ug/L	ND	50	55.8	112	51-136	
trans-1,4-Dichloro-2-butene	ug/L	ND	50	55.2J	110	26-157	
Trichloroethene	ug/L	ND	50	57.0	106	55-147	
Trichlorofluoromethane	ug/L	ND	50	67.0	134	55-160	
Vinyl acetate	ug/L	ND	200	209	105	24-109	
Vinyl chloride	ug/L	3.2	50	51.9	97	36-154	
Xylene (Total)	ug/L	ND	150	160	107	50-143	
4-Bromofluorobenzene (S)	%.				104	79-124	
Dibromofluoromethane (S)	%.				101	82-128	
Toluene-d8 (S)	%.				102	73-122	

SAMPLE DUPLICATE: 3301830

Parameter	Units	50337520013 Result	Dup Result	RPD	Max RPD	Qualifiers
1,1,1,2-Tetrachloroethane	ug/L	ND	ND		20	
1,1,1-Trichloroethane	ug/L	ND	ND		20	
1,1,2,2-Tetrachloroethane	ug/L	ND	ND		20	
1,1,2-Trichloroethane	ug/L	ND	ND		20	
1,1-Dichloroethane	ug/L	ND	ND		20	
1,1-Dichloroethene	ug/L	ND	ND		20	
1,1-Dichloropropene	ug/L	ND	ND		20	
1,2,3-Trichlorobenzene	ug/L	ND	ND		20	
1,2,3-Trichloropropane	ug/L	ND	ND		20	
1,2,4-Trichlorobenzene	ug/L	ND	ND		20	
1,2,4-Trimethylbenzene	ug/L	ND	ND		20	
1,2-Dibromoethane (EDB)	ug/L	ND	ND		20	
1,2-Dichlorobenzene	ug/L	ND	ND		20	
1,2-Dichloroethane	ug/L	ND	ND		20	
1,2-Dichloropropane	ug/L	ND	ND		20	
1,3,5-Trimethylbenzene	ug/L	ND	ND		20	
1,3-Dichlorobenzene	ug/L	ND	ND		20	
1,3-Dichloropropane	ug/L	ND	ND		20	
1,4-Dichlorobenzene	ug/L	ND	ND		20	
1-Methylnaphthalene	ug/L	ND	2.7J		20	
2,2-Dichloropropane	ug/L	ND	ND		20	
2-Butanone (MEK)	ug/L	ND	ND		20	
2-Chlorotoluene	ug/L	ND	ND		20	
2-Hexanone	ug/L	ND	ND		20	
2-Methylnaphthalene	ug/L	ND	2.4J		20	
4-Chlorotoluene	ug/L	ND	ND		20	
4-Methyl-2-pentanone (MIBK)	ug/L	ND	ND		20	
Acetone	ug/L	ND	20.4J		20	
Acrolein	ug/L	ND	16.5J		20	
Acrylonitrile	ug/L	ND	4.9J		20	
Benzene	ug/L	ND	ND		20	

Results presented on this page are in the units indicated by the "Units" column except where an alternate unit is presented to the right of the result.

This report shall not be reproduced, except in full,
without the written consent of Pace Analytical Services, LLC.

Pace Analytical Services, LLC
7726 Moller Road
Indianapolis, IN 46268
(317)228-3100

QUALITY CONTROL DATA

Project: HRID 1Q2023
Pace Project No.: 50337537

SAMPLE DUPLICATE: 3301830

Parameter	Units	50337520013 Result	Dup Result	RPD	Max RPD	Qualifiers
Bromobenzene	ug/L	ND	ND		20	
Bromochloromethane	ug/L	ND	ND		20	
Bromodichloromethane	ug/L	ND	ND		20	
Bromoform	ug/L	ND	ND		20	
Bromomethane	ug/L	ND	ND		20	
Carbon disulfide	ug/L	ND	ND		20	
Carbon tetrachloride	ug/L	ND	ND		20	
Chlorobenzene	ug/L	ND	ND		20	
Chloroethane	ug/L	ND	ND		20	
Chloroform	ug/L	ND	ND		20	
Chloromethane	ug/L	ND	ND		20	
cis-1,2-Dichloroethene	ug/L	ND	ND		20	
cis-1,3-Dichloropropene	ug/L	ND	ND		20	
Dibromochloromethane	ug/L	ND	ND		20	
Dibromomethane	ug/L	ND	ND		20	
Dichlorodifluoromethane	ug/L	ND	ND		20	
Ethyl methacrylate	ug/L	ND	ND		20	
Ethylbenzene	ug/L	ND	ND		20	
Hexachloro-1,3-butadiene	ug/L	ND	ND		20	
Iodomethane	ug/L	ND	ND		20	
Isopropylbenzene (Cumene)	ug/L	ND	ND		20	
Methyl-tert-butyl ether	ug/L	ND	ND		20	
Methylene Chloride	ug/L	ND	ND		20	
n-Butylbenzene	ug/L	ND	ND		20	
n-Hexane	ug/L	ND	ND		20	
n-Propylbenzene	ug/L	ND	ND		20	
Naphthalene	ug/L	ND	1.1J		20	
p-Isopropyltoluene	ug/L	ND	ND		20	
sec-Butylbenzene	ug/L	ND	ND		20	
Styrene	ug/L	ND	ND		20	
tert-Butylbenzene	ug/L	ND	ND		20	
Tetrachloroethene	ug/L	ND	ND		20	
Toluene	ug/L	ND	ND		20	
trans-1,2-Dichloroethene	ug/L	ND	ND		20	
trans-1,3-Dichloropropene	ug/L	ND	ND		20	
trans-1,4-Dichloro-2-butene	ug/L	ND	ND		20	
Trichloroethene	ug/L	ND	ND		20	
Trichlorofluoromethane	ug/L	ND	ND		20	
Vinyl acetate	ug/L	ND	ND		20	
Vinyl chloride	ug/L	ND	ND		20	
Xylene (Total)	ug/L	ND	ND		20	
4-Bromofluorobenzene (S)	%.	99	101			
Dibromofluoromethane (S)	%.	96	99			
Toluene-d8 (S)	%.	100	101			

Results presented on this page are in the units indicated by the "Units" column except where an alternate unit is presented to the right of the result.

This report shall not be reproduced, except in full,
without the written consent of Pace Analytical Services, LLC.

Pace Analytical Services, LLC
7726 Moller Road
Indianapolis, IN 46268
(317)228-3100

QUALITY CONTROL DATA

Project: HRID 1Q2023
Pace Project No.: 50337537

QC Batch: 719225
QC Batch Method: EPA 5030/8260
Analysis Method: EPA 5030/8260
Analysis Description: 8260 MSV
Laboratory: Pace Analytical Services - Indianapolis
Associated Lab Samples: 50337537008

METHOD BLANK: 3301836
Matrix: Water
Associated Lab Samples: 50337537008

Parameter	Units	Blank Result	Reporting Limit	Analyzed	Qualifiers
1,1,1,2-Tetrachloroethane	ug/L	ND	5.0	02/17/23 23:13	
1,1,1-Trichloroethane	ug/L	ND	5.0	02/17/23 23:13	
1,1,2,2-Tetrachloroethane	ug/L	ND	5.0	02/17/23 23:13	
1,1,2-Trichloroethane	ug/L	ND	5.0	02/17/23 23:13	
1,1-Dichloroethane	ug/L	ND	5.0	02/17/23 23:13	
1,1-Dichloroethene	ug/L	ND	5.0	02/17/23 23:13	
1,1-Dichloropropene	ug/L	ND	5.0	02/17/23 23:13	
1,2,3-Trichlorobenzene	ug/L	ND	5.0	02/17/23 23:13	
1,2,3-Trichloropropane	ug/L	ND	5.0	02/17/23 23:13	
1,2,4-Trichlorobenzene	ug/L	ND	5.0	02/17/23 23:13	
1,2,4-Trimethylbenzene	ug/L	ND	5.0	02/17/23 23:13	
1,2-Dibromoethane (EDB)	ug/L	ND	5.0	02/17/23 23:13	
1,2-Dichlorobenzene	ug/L	ND	5.0	02/17/23 23:13	
1,2-Dichloroethane	ug/L	ND	5.0	02/17/23 23:13	
1,2-Dichloropropane	ug/L	ND	5.0	02/17/23 23:13	
1,3,5-Trimethylbenzene	ug/L	ND	5.0	02/17/23 23:13	
1,3-Dichlorobenzene	ug/L	ND	5.0	02/17/23 23:13	
1,3-Dichloropropane	ug/L	ND	5.0	02/17/23 23:13	
1,4-Dichlorobenzene	ug/L	ND	5.0	02/17/23 23:13	
1-Methylnaphthalene	ug/L	ND	10.0	02/17/23 23:13	
2,2-Dichloropropane	ug/L	ND	5.0	02/17/23 23:13	
2-Butanone (MEK)	ug/L	ND	25.0	02/17/23 23:13	
2-Chlorotoluene	ug/L	ND	5.0	02/17/23 23:13	
2-Hexanone	ug/L	ND	25.0	02/17/23 23:13	
2-Methylnaphthalene	ug/L	ND	10.0	02/17/23 23:13	
4-Chlorotoluene	ug/L	ND	5.0	02/17/23 23:13	
4-Methyl-2-pentanone (MIBK)	ug/L	ND	25.0	02/17/23 23:13	
Acetone	ug/L	ND	100	02/17/23 23:13	
Acrolein	ug/L	ND	50.0	02/17/23 23:13	
Acrylonitrile	ug/L	ND	100	02/17/23 23:13	
Benzene	ug/L	ND	5.0	02/17/23 23:13	
Bromobenzene	ug/L	ND	5.0	02/17/23 23:13	
Bromochloromethane	ug/L	ND	5.0	02/17/23 23:13	
Bromodichloromethane	ug/L	ND	5.0	02/17/23 23:13	
Bromoform	ug/L	ND	5.0	02/17/23 23:13	
Bromomethane	ug/L	ND	5.0	02/17/23 23:13	
Carbon disulfide	ug/L	ND	10.0	02/17/23 23:13	
Carbon tetrachloride	ug/L	ND	5.0	02/17/23 23:13	
Chlorobenzene	ug/L	ND	5.0	02/17/23 23:13	
Chloroethane	ug/L	ND	5.0	02/17/23 23:13	

Results presented on this page are in the units indicated by the "Units" column except where an alternate unit is presented to the right of the result.

This report shall not be reproduced, except in full,
without the written consent of Pace Analytical Services, LLC.

Pace Analytical Services, LLC
7726 Moller Road
Indianapolis, IN 46268
(317)228-3100

QUALITY CONTROL DATA

Project: HRID 1Q2023
Pace Project No.: 50337537

METHOD BLANK: 3301836 Matrix: Water
Associated Lab Samples: 50337537008

Parameter	Units	Blank Result	Reporting Limit	Analyzed	Qualifiers
Chloroform	ug/L	ND	5.0	02/17/23 23:13	
Chloromethane	ug/L	ND	5.0	02/17/23 23:13	
cis-1,2-Dichloroethene	ug/L	ND	5.0	02/17/23 23:13	
cis-1,3-Dichloropropene	ug/L	ND	5.0	02/17/23 23:13	
Dibromochloromethane	ug/L	ND	5.0	02/17/23 23:13	
Dibromomethane	ug/L	ND	5.0	02/17/23 23:13	
Dichlorodifluoromethane	ug/L	ND	5.0	02/17/23 23:13	
Ethyl methacrylate	ug/L	ND	100	02/17/23 23:13	
Ethylbenzene	ug/L	ND	5.0	02/17/23 23:13	
Hexachloro-1,3-butadiene	ug/L	ND	5.0	02/17/23 23:13	
Iodomethane	ug/L	ND	10.0	02/17/23 23:13	
Isopropylbenzene (Cumene)	ug/L	ND	5.0	02/17/23 23:13	
Methyl-tert-butyl ether	ug/L	ND	4.0	02/17/23 23:13	
Methylene Chloride	ug/L	ND	5.0	02/17/23 23:13	
n-Butylbenzene	ug/L	ND	5.0	02/17/23 23:13	
n-Hexane	ug/L	ND	5.0	02/17/23 23:13	
n-Propylbenzene	ug/L	ND	5.0	02/17/23 23:13	
Naphthalene	ug/L	ND	1.2	02/17/23 23:13	
p-Isopropyltoluene	ug/L	ND	5.0	02/17/23 23:13	
sec-Butylbenzene	ug/L	ND	5.0	02/17/23 23:13	
Styrene	ug/L	ND	5.0	02/17/23 23:13	
tert-Butylbenzene	ug/L	ND	5.0	02/17/23 23:13	
Tetrachloroethene	ug/L	ND	5.0	02/17/23 23:13	
Toluene	ug/L	ND	5.0	02/17/23 23:13	
trans-1,2-Dichloroethene	ug/L	ND	5.0	02/17/23 23:13	
trans-1,3-Dichloropropene	ug/L	ND	5.0	02/17/23 23:13	
trans-1,4-Dichloro-2-butene	ug/L	ND	100	02/17/23 23:13	
Trichloroethene	ug/L	ND	5.0	02/17/23 23:13	
Trichlorofluoromethane	ug/L	ND	5.0	02/17/23 23:13	
Vinyl acetate	ug/L	ND	50.0	02/17/23 23:13	
Vinyl chloride	ug/L	ND	2.0	02/17/23 23:13	
Xylene (Total)	ug/L	ND	10.0	02/17/23 23:13	
4-Bromofluorobenzene (S)	%.	101	79-124	02/17/23 23:13	
Dibromofluoromethane (S)	%.	98	82-128	02/17/23 23:13	
Toluene-d8 (S)	%.	101	73-122	02/17/23 23:13	

LABORATORY CONTROL SAMPLE: 3301837

Parameter	Units	Spike Conc.	LCS Result	LCS % Rec	% Rec Limits	Qualifiers
1,1,1,2-Tetrachloroethane	ug/L	50	49.9	100	77-125	
1,1,1-Trichloroethane	ug/L	50	50.9	102	69-125	
1,1,2,2-Tetrachloroethane	ug/L	50	54.0	108	72-123	
1,1,2-Trichloroethane	ug/L	50	52.9	106	73-124	
1,1-Dichloroethane	ug/L	50	54.6	109	71-124	

Results presented on this page are in the units indicated by the "Units" column except where an alternate unit is presented to the right of the result.

This report shall not be reproduced, except in full,
without the written consent of Pace Analytical Services, LLC.

Pace Analytical Services, LLC
7726 Moller Road
Indianapolis, IN 46268
(317)228-3100

QUALITY CONTROL DATA

Project: HRID 1Q2023
Pace Project No.: 50337537

LABORATORY CONTROL SAMPLE: 3301837

Parameter	Units	Spike Conc.	LCS Result	LCS % Rec	% Rec Limits	Qualifiers
1,1-Dichloroethene	ug/L	50	52.8	106	63-138	
1,1-Dichloropropene	ug/L	50	53.7	107	80-142	
1,2,3-Trichlorobenzene	ug/L	50	41.8	84	67-134	
1,2,3-Trichloropropane	ug/L	50	49.6	99	75-122	
1,2,4-Trichlorobenzene	ug/L	50	42.5	85	68-132	
1,2,4-Trimethylbenzene	ug/L	50	50.8	102	71-121	
1,2-Dibromoethane (EDB)	ug/L	50	48.1	96	75-123	
1,2-Dichlorobenzene	ug/L	50	46.4	93	76-118	
1,2-Dichloroethane	ug/L	50	52.6	105	68-126	
1,2-Dichloropropane	ug/L	50	55.1	110	73-127	
1,3,5-Trimethylbenzene	ug/L	50	49.6	99	72-120	
1,3-Dichlorobenzene	ug/L	50	45.7	91	75-119	
1,3-Dichloropropane	ug/L	50	50.7	101	77-125	
1,4-Dichlorobenzene	ug/L	50	46.3	93	74-118	
1-Methylnaphthalene	ug/L	50	40.7	81	51-164	
2,2-Dichloropropane	ug/L	50	40.6	81	52-137	
2-Butanone (MEK)	ug/L	250	259	103	57-130	
2-Chlorotoluene	ug/L	50	51.2	102	69-123	
2-Hexanone	ug/L	250	281	112	57-130	
2-Methylnaphthalene	ug/L	50	42.4	85	57-159	
4-Chlorotoluene	ug/L	50	50.0	100	74-122	
4-Methyl-2-pentanone (MIBK)	ug/L	250	283	113	58-134	
Acetone	ug/L	250	239	96	41-133	
Acrolein	ug/L	1000	1130	113	43-124	
Acrylonitrile	ug/L	250	270	108	66-131	
Benzene	ug/L	50	51.1	102	76-121	
Bromobenzene	ug/L	50	49.5	99	67-127	
Bromochloromethane	ug/L	50	59.0	118	65-126	
Bromodichloromethane	ug/L	50	57.5	115	72-125	
Bromoform	ug/L	50	49.4	99	57-134	
Bromomethane	ug/L	50	25.8	52	10-187	
Carbon disulfide	ug/L	50	49.9	100	59-125	
Carbon tetrachloride	ug/L	50	50.2	100	71-134	
Chlorobenzene	ug/L	50	47.6	95	74-119	
Chloroethane	ug/L	50	54.7	109	49-152	
Chloroform	ug/L	50	52.1	104	68-123	
Chloromethane	ug/L	50	42.0	84	33-133	
cis-1,2-Dichloroethene	ug/L	50	50.0	100	73-122	
cis-1,3-Dichloropropene	ug/L	50	53.7	107	69-128	
Dibromochloromethane	ug/L	50	51.2	102	69-127	
Dibromomethane	ug/L	50	52.8	106	74-126	
Dichlorodifluoromethane	ug/L	50	24.5	49	19-136	
Ethyl methacrylate	ug/L	50	55.9J	112	65-127	
Ethylbenzene	ug/L	50	48.0	96	74-122	
Hexachloro-1,3-butadiene	ug/L	50	38.8	78	65-140	
Iodomethane	ug/L	50	25.6	51	10-181	
Isopropylbenzene (Cumene)	ug/L	50	47.8	96	75-124	

Results presented on this page are in the units indicated by the "Units" column except where an alternate unit is presented to the right of the result.

This report shall not be reproduced, except in full,
without the written consent of Pace Analytical Services, LLC.

Pace Analytical Services, LLC
7726 Moller Road
Indianapolis, IN 46268
(317)228-3100

QUALITY CONTROL DATA

Project: HRID 1Q2023
Pace Project No.: 50337537

LABORATORY CONTROL SAMPLE: 3301837

Parameter	Units	Spike Conc.	LCS Result	LCS % Rec	% Rec Limits	Qualifiers
Methyl-tert-butyl ether	ug/L	50	51.7	103	71-125	
Methylene Chloride	ug/L	50	49.4	99	71-125	
n-Butylbenzene	ug/L	50	50.6	101	68-124	
n-Hexane	ug/L	50	39.9	80	60-132	
n-Propylbenzene	ug/L	50	51.6	103	75-122	
Naphthalene	ug/L	50	47.8	96	69-128	
p-Isopropyltoluene	ug/L	50	48.0	96	73-125	
sec-Butylbenzene	ug/L	50	50.0	100	76-125	
Styrene	ug/L	50	49.0	98	74-126	
tert-Butylbenzene	ug/L	50	55.1	110	69-123	
Tetrachloroethene	ug/L	50	42.5	85	74-129	
Toluene	ug/L	50	48.8	98	70-118	
trans-1,2-Dichloroethene	ug/L	50	48.4	97	69-124	
trans-1,3-Dichloropropene	ug/L	50	53.2	106	66-125	
trans-1,4-Dichloro-2-butene	ug/L	50	49.7J	99	43-155	
Trichloroethene	ug/L	50	49.9	100	73-125	
Trichlorofluoromethane	ug/L	50	51.4	103	56-139	
Vinyl acetate	ug/L	200	246	123	46-101	L1
Vinyl chloride	ug/L	50	45.1	90	46-134	
Xylene (Total)	ug/L	150	145	96	71-123	
4-Bromofluorobenzene (S)	%.			100	79-124	
Dibromofluoromethane (S)	%.			100	82-128	
Toluene-d8 (S)	%.			102	73-122	

MATRIX SPIKE SAMPLE: 3301838

Parameter	Units	50337648005 Result	Spike Conc.	MS Result	MS % Rec	% Rec Limits	Qualifiers
1,1,1,2-Tetrachloroethane	ug/L	ND	50	55.5	111	64-142	
1,1,1-Trichloroethane	ug/L	ND	50	59.4	119	60-143	
1,1,2,2-Tetrachloroethane	ug/L	ND	50	58.3	117	64-135	
1,1,2-Trichloroethane	ug/L	ND	50	58.2	116	66-137	
1,1-Dichloroethane	ug/L	ND	50	61.6	123	62-144	
1,1-Dichloroethene	ug/L	ND	50	64.3	129	55-158	
1,1-Dichloropropene	ug/L	ND	50	61.2	122	65-164	
1,2,3-Trichlorobenzene	ug/L	ND	50	41.2	82	35-149	
1,2,3-Trichloropropane	ug/L	ND	50	52.9	106	66-135	
1,2,4-Trichlorobenzene	ug/L	ND	50	41.1	82	27-149	
1,2,4-Trimethylbenzene	ug/L	ND	50	52.9	106	41-140	
1,2-Dibromoethane (EDB)	ug/L	ND	50	51.7	103	68-136	
1,2-Dichlorobenzene	ug/L	ND	50	49.7	99	47-140	
1,2-Dichloroethane	ug/L	ND	50	57.3	115	61-144	
1,2-Dichloropropane	ug/L	ND	50	60.8	122	67-141	
1,3,5-Trimethylbenzene	ug/L	ND	50	52.0	104	40-141	
1,3-Dichlorobenzene	ug/L	ND	50	47.2	94	39-142	
1,3-Dichloropropane	ug/L	ND	50	55.8	112	67-141	

Results presented on this page are in the units indicated by the "Units" column except where an alternate unit is presented to the right of the result.

This report shall not be reproduced, except in full,
without the written consent of Pace Analytical Services, LLC.

Pace Analytical Services, LLC
7726 Moller Road
Indianapolis, IN 46268
(317)228-3100

QUALITY CONTROL DATA

Project: HRID 1Q2023
Pace Project No.: 50337537

MATRIX SPIKE SAMPLE: 3301838

Parameter	Units	50337648005 Result	Spike Conc.	MS Result	MS % Rec	% Rec Limits	Qualifiers
1,4-Dichlorobenzene	ug/L	ND	50	48.6	97	39-140	
1-Methylnaphthalene	ug/L	ND	50	36.8	74	31-172	
2,2-Dichloropropane	ug/L	ND	50	42.5	85	32-144	
2-Butanone (MEK)	ug/L	ND	250	264	106	49-149	
2-Chlorotoluene	ug/L	ND	50	53.7	107	37-144	
2-Hexanone	ug/L	ND	250	304	122	48-147	
2-Methylnaphthalene	ug/L	ND	50	38.0	76	39-163	
4-Chlorotoluene	ug/L	ND	50	52.5	105	34-148	
4-Methyl-2-pentanone (MIBK)	ug/L	ND	250	307	123	50-152	
Acetone	ug/L	ND	250	274	110	23-157	
Acrolein	ug/L	ND	1000	1200	120	25-137	
Acrylonitrile	ug/L	ND	250	278	111	56-149	
Benzene	ug/L	ND	50	58.0	116	68-139	
Bromobenzene	ug/L	ND	50	53.9	108	49-142	
Bromochloromethane	ug/L	ND	50	66.8	134	58-143	
Bromodichloromethane	ug/L	ND	50	63.0	126	65-139	
Bromoform	ug/L	ND	50	52.3	105	51-139	
Bromomethane	ug/L	ND	50	24.6	49	10-189	
Carbon disulfide	ug/L	ND	50	58.5	117	45-143	
Carbon tetrachloride	ug/L	ND	50	58.4	117	61-153	
Chlorobenzene	ug/L	ND	50	52.9	106	57-137	
Chloroethane	ug/L	ND	50	65.8	132	41-183	
Chloroform	ug/L	ND	50	58.8	118	61-138	
Chloromethane	ug/L	ND	50	49.8	100	25-150	
cis-1,2-Dichloroethene	ug/L	ND	50	55.3	111	58-142	
cis-1,3-Dichloropropene	ug/L	ND	50	56.4	113	53-140	
Dibromochloromethane	ug/L	ND	50	56.2	112	61-139	
Dibromomethane	ug/L	ND	50	56.7	113	69-138	
Dichlorodifluoromethane	ug/L	ND	50	17.7	35	10-150	
Ethyl methacrylate	ug/L	ND	50	61.1J	122	57-141	
Ethylbenzene	ug/L	ND	50	53.3	107	54-141	
Hexachloro-1,3-butadiene	ug/L	ND	50	37.2	74	10-173	
Iodomethane	ug/L	ND	50	26.3	53	10-184	
Isopropylbenzene (Cumene)	ug/L	ND	50	53.6	107	48-145	
Methyl-tert-butyl ether	ug/L	ND	50	55.5	111	62-143	
Methylene Chloride	ug/L	ND	50	53.1	106	59-141	
n-Butylbenzene	ug/L	ND	50	52.1	104	19-150	
n-Hexane	ug/L	ND	50	46.7	93	44-145	
n-Propylbenzene	ug/L	ND	50	54.5	109	36-150	
Naphthalene	ug/L	ND	50	48.0	96	56-136	
p-Isopropyltoluene	ug/L	ND	50	49.5	99	28-152	
sec-Butylbenzene	ug/L	ND	50	52.5	105	36-151	
Styrene	ug/L	ND	50	51.6	103	51-146	
tert-Butylbenzene	ug/L	ND	50	58.4	117	42-142	
Tetrachloroethene	ug/L	ND	50	46.7	93	50-149	
Toluene	ug/L	ND	50	55.0	110	59-134	
trans-1,2-Dichloroethene	ug/L	ND	50	53.2	106	57-141	

Results presented on this page are in the units indicated by the "Units" column except where an alternate unit is presented to the right of the result.

This report shall not be reproduced, except in full,
without the written consent of Pace Analytical Services, LLC.

Pace Analytical Services, LLC
7726 Moller Road
Indianapolis, IN 46268
(317)228-3100

QUALITY CONTROL DATA

Project: HRID 1Q2023
Pace Project No.: 50337537

MATRIX SPIKE SAMPLE: 3301838

Parameter	Units	50337648005 Result	Spike Conc.	MS Result	MS % Rec	% Rec Limits	Qualifiers
trans-1,3-Dichloropropene	ug/L	ND	50	56.0	112	51-136	
trans-1,4-Dichloro-2-butene	ug/L	ND	50	53.9J	108	26-157	
Trichloroethene	ug/L	ND	50	54.0	108	55-147	
Trichlorofluoromethane	ug/L	ND	50	64.2	128	55-160	
Vinyl acetate	ug/L	ND	200	220	110	24-109	M0
Vinyl chloride	ug/L	ND	50	54.6	109	36-154	
Xylene (Total)	ug/L	ND	150	157	105	50-143	
4-Bromofluorobenzene (S)	%.				101	79-124	
Dibromofluoromethane (S)	%.				99	82-128	
Toluene-d8 (S)	%.				102	73-122	

SAMPLE DUPLICATE: 3301839

Parameter	Units	50337648006 Result	Dup Result	RPD	Max RPD	Qualifiers
1,1,1,2-Tetrachloroethane	ug/L	ND	ND		20	
1,1,1-Trichloroethane	ug/L	ND	ND		20	
1,1,2,2-Tetrachloroethane	ug/L	ND	ND		20	
1,1,2-Trichloroethane	ug/L	ND	ND		20	
1,1-Dichloroethane	ug/L	ND	ND		20	
1,1-Dichloroethene	ug/L	ND	ND		20	
1,1-Dichloropropene	ug/L	ND	ND		20	
1,2,3-Trichlorobenzene	ug/L	ND	ND		20	
1,2,3-Trichloropropane	ug/L	ND	ND		20	
1,2,4-Trichlorobenzene	ug/L	ND	ND		20	
1,2,4-Trimethylbenzene	ug/L	12.7	15.5	20	20	
1,2-Dibromoethane (EDB)	ug/L	ND	ND		20	
1,2-Dichlorobenzene	ug/L	ND	ND		20	
1,2-Dichloroethane	ug/L	ND	ND		20	
1,2-Dichloropropane	ug/L	ND	ND		20	
1,3,5-Trimethylbenzene	ug/L	ND	ND		20	
1,3-Dichlorobenzene	ug/L	ND	ND		20	
1,3-Dichloropropane	ug/L	ND	ND		20	
1,4-Dichlorobenzene	ug/L	ND	ND		20	
1-Methylnaphthalene	ug/L	ND	ND		20	
2,2-Dichloropropane	ug/L	ND	ND		20	
2-Butanone (MEK)	ug/L	ND	ND		20	
2-Chlorotoluene	ug/L	ND	ND		20	
2-Hexanone	ug/L	ND	ND		20	
2-Methylnaphthalene	ug/L	ND	2J		20	
4-Chlorotoluene	ug/L	ND	ND		20	
4-Methyl-2-pentanone (MIBK)	ug/L	ND	ND		20	
Acetone	ug/L	ND	6.6J		20	
Acrolein	ug/L	ND	ND		20	
Acrylonitrile	ug/L	ND	ND		20	
Benzene	ug/L	16.3	18.4	12	20	

Results presented on this page are in the units indicated by the "Units" column except where an alternate unit is presented to the right of the result.

REPORT OF LABORATORY ANALYSIS

This report shall not be reproduced, except in full,
without the written consent of Pace Analytical Services, LLC.

Pace Analytical Services, LLC
7726 Moller Road
Indianapolis, IN 46268
(317)228-3100

QUALITY CONTROL DATA

Project: HRID 1Q2023
Pace Project No.: 50337537

SAMPLE DUPLICATE: 3301839

Parameter	Units	50337648006 Result	Dup Result	RPD	Max RPD	Qualifiers
Bromobenzene	ug/L	ND	ND		20	
Bromochloromethane	ug/L	ND	ND		20	
Bromodichloromethane	ug/L	ND	ND		20	
Bromoform	ug/L	ND	ND		20	
Bromomethane	ug/L	ND	ND		20	
Carbon disulfide	ug/L	ND	ND		20	
Carbon tetrachloride	ug/L	ND	ND		20	
Chlorobenzene	ug/L	ND	ND		20	
Chloroethane	ug/L	ND	ND		20	
Chloroform	ug/L	ND	ND		20	
Chloromethane	ug/L	ND	ND		20	
cis-1,2-Dichloroethene	ug/L	ND	ND		20	
cis-1,3-Dichloropropene	ug/L	ND	ND		20	
Dibromochloromethane	ug/L	ND	ND		20	
Dibromomethane	ug/L	ND	ND		20	
Dichlorodifluoromethane	ug/L	ND	ND		20	
Ethyl methacrylate	ug/L	ND	ND		20	
Ethylbenzene	ug/L	9.6	11.0	13	20	
Hexachloro-1,3-butadiene	ug/L	ND	ND		20	
Iodomethane	ug/L	ND	ND		20	
Isopropylbenzene (Cumene)	ug/L	7.2	8.1	12	20	
Methyl-tert-butyl ether	ug/L	ND	ND		20	
Methylene Chloride	ug/L	ND	ND		20	
n-Butylbenzene	ug/L	ND	2.4J		20	
n-Hexane	ug/L	ND	ND		20	
n-Propylbenzene	ug/L	13.6	15.3	12	20	
Naphthalene	ug/L	2.0	2.8	36	20	D6
p-Isopropyltoluene	ug/L	ND	ND		20	
sec-Butylbenzene	ug/L	ND	2J		20	
Styrene	ug/L	ND	ND		20	
tert-Butylbenzene	ug/L	ND	ND		20	
Tetrachloroethene	ug/L	ND	ND		20	
Toluene	ug/L	ND	ND		20	
trans-1,2-Dichloroethene	ug/L	ND	ND		20	
trans-1,3-Dichloropropene	ug/L	ND	ND		20	
trans-1,4-Dichloro-2-butene	ug/L	ND	ND		20	
Trichloroethene	ug/L	ND	ND		20	
Trichlorofluoromethane	ug/L	ND	ND		20	
Vinyl acetate	ug/L	ND	ND		20	
Vinyl chloride	ug/L	ND	ND		20	
Xylene (Total)	ug/L	ND	ND		20	
4-Bromofluorobenzene (S)	%.	104	103			
Dibromofluoromethane (S)	%.	97	97			
Toluene-d8 (S)	%.	101	100			

Results presented on this page are in the units indicated by the "Units" column except where an alternate unit is presented to the right of the result.

This report shall not be reproduced, except in full,
without the written consent of Pace Analytical Services, LLC.

Pace Analytical Services, LLC
7726 Moller Road
Indianapolis, IN 46268
(317)228-3100

QUALITY CONTROL DATA

Project: HRID 1Q2023
Pace Project No.: 50337537

QC Batch: 719434
QC Batch Method: EPA 5030/8260
Analysis Method: EPA 5030/8260
Analysis Description: 8260 MSV
Laboratory: Pace Analytical Services - Indianapolis
Associated Lab Samples: 50337537001, 50337537004, 50337537005

METHOD BLANK: 3302817
Matrix: Water
Associated Lab Samples: 50337537001, 50337537004, 50337537005

Parameter	Units	Blank Result	Reporting Limit	Analyzed	Qualifiers
1,1,1,2-Tetrachloroethane	ug/L	ND	5.0	02/20/23 11:39	
1,1,1-Trichloroethane	ug/L	ND	5.0	02/20/23 11:39	
1,1,2,2-Tetrachloroethane	ug/L	ND	5.0	02/20/23 11:39	
1,1,2-Trichloroethane	ug/L	ND	5.0	02/20/23 11:39	
1,1-Dichloroethane	ug/L	ND	5.0	02/20/23 11:39	
1,1-Dichloroethene	ug/L	ND	5.0	02/20/23 11:39	
1,1-Dichloropropene	ug/L	ND	5.0	02/20/23 11:39	
1,2,3-Trichlorobenzene	ug/L	ND	5.0	02/20/23 11:39	
1,2,3-Trichloropropane	ug/L	ND	5.0	02/20/23 11:39	
1,2,4-Trichlorobenzene	ug/L	ND	5.0	02/20/23 11:39	
1,2,4-Trimethylbenzene	ug/L	ND	5.0	02/20/23 11:39	
1,2-Dibromoethane (EDB)	ug/L	ND	5.0	02/20/23 11:39	
1,2-Dichlorobenzene	ug/L	ND	5.0	02/20/23 11:39	
1,2-Dichloroethane	ug/L	ND	5.0	02/20/23 11:39	
1,2-Dichloropropane	ug/L	ND	5.0	02/20/23 11:39	
1,3,5-Trimethylbenzene	ug/L	ND	5.0	02/20/23 11:39	
1,3-Dichlorobenzene	ug/L	ND	5.0	02/20/23 11:39	
1,3-Dichloropropane	ug/L	ND	5.0	02/20/23 11:39	
1,4-Dichlorobenzene	ug/L	ND	5.0	02/20/23 11:39	
1-Methylnaphthalene	ug/L	ND	10.0	02/20/23 11:39	
2,2-Dichloropropane	ug/L	ND	5.0	02/20/23 11:39	
2-Butanone (MEK)	ug/L	ND	25.0	02/20/23 11:39	
2-Chlorotoluene	ug/L	ND	5.0	02/20/23 11:39	
2-Hexanone	ug/L	ND	25.0	02/20/23 11:39	
2-Methylnaphthalene	ug/L	ND	10.0	02/20/23 11:39	
4-Chlorotoluene	ug/L	ND	5.0	02/20/23 11:39	
4-Methyl-2-pentanone (MIBK)	ug/L	ND	25.0	02/20/23 11:39	
Acetone	ug/L	ND	100	02/20/23 11:39	
Acrolein	ug/L	ND	50.0	02/20/23 11:39	
Acrylonitrile	ug/L	ND	100	02/20/23 11:39	
Benzene	ug/L	ND	5.0	02/20/23 11:39	
Bromobenzene	ug/L	ND	5.0	02/20/23 11:39	
Bromochloromethane	ug/L	ND	5.0	02/20/23 11:39	
Bromodichloromethane	ug/L	ND	5.0	02/20/23 11:39	
Bromoform	ug/L	ND	5.0	02/20/23 11:39	
Bromomethane	ug/L	ND	5.0	02/20/23 11:39	
Carbon disulfide	ug/L	ND	10.0	02/20/23 11:39	
Carbon tetrachloride	ug/L	ND	5.0	02/20/23 11:39	
Chlorobenzene	ug/L	ND	5.0	02/20/23 11:39	
Chloroethane	ug/L	ND	5.0	02/20/23 11:39	

Results presented on this page are in the units indicated by the "Units" column except where an alternate unit is presented to the right of the result.

This report shall not be reproduced, except in full,
without the written consent of Pace Analytical Services, LLC.

Pace Analytical Services, LLC
7726 Moller Road
Indianapolis, IN 46268
(317)228-3100

QUALITY CONTROL DATA

Project: HRID 1Q2023
Pace Project No.: 50337537

METHOD BLANK: 3302817 Matrix: Water
Associated Lab Samples: 50337537001, 50337537004, 50337537005

Parameter	Units	Blank Result	Reporting Limit	Analyzed	Qualifiers
Chloroform	ug/L	ND	5.0	02/20/23 11:39	
Chloromethane	ug/L	ND	5.0	02/20/23 11:39	
cis-1,2-Dichloroethene	ug/L	ND	5.0	02/20/23 11:39	
cis-1,3-Dichloropropene	ug/L	ND	5.0	02/20/23 11:39	
Dibromochloromethane	ug/L	ND	5.0	02/20/23 11:39	
Dibromomethane	ug/L	ND	5.0	02/20/23 11:39	
Dichlorodifluoromethane	ug/L	ND	5.0	02/20/23 11:39	
Ethyl methacrylate	ug/L	ND	100	02/20/23 11:39	
Ethylbenzene	ug/L	ND	5.0	02/20/23 11:39	
Hexachloro-1,3-butadiene	ug/L	ND	5.0	02/20/23 11:39	
Iodomethane	ug/L	ND	10.0	02/20/23 11:39	
Isopropylbenzene (Cumene)	ug/L	ND	5.0	02/20/23 11:39	
Methyl-tert-butyl ether	ug/L	ND	4.0	02/20/23 11:39	
Methylene Chloride	ug/L	ND	5.0	02/20/23 11:39	
n-Butylbenzene	ug/L	ND	5.0	02/20/23 11:39	
n-Hexane	ug/L	ND	5.0	02/20/23 11:39	
n-Propylbenzene	ug/L	ND	5.0	02/20/23 11:39	
Naphthalene	ug/L	ND	1.2	02/20/23 11:39	
p-Isopropyltoluene	ug/L	ND	5.0	02/20/23 11:39	
sec-Butylbenzene	ug/L	ND	5.0	02/20/23 11:39	
Styrene	ug/L	ND	5.0	02/20/23 11:39	
tert-Butylbenzene	ug/L	ND	5.0	02/20/23 11:39	
Tetrachloroethene	ug/L	ND	5.0	02/20/23 11:39	
Toluene	ug/L	ND	5.0	02/20/23 11:39	
trans-1,2-Dichloroethene	ug/L	ND	5.0	02/20/23 11:39	
trans-1,3-Dichloropropene	ug/L	ND	5.0	02/20/23 11:39	
trans-1,4-Dichloro-2-butene	ug/L	ND	100	02/20/23 11:39	
Trichloroethene	ug/L	ND	5.0	02/20/23 11:39	
Trichlorofluoromethane	ug/L	ND	5.0	02/20/23 11:39	
Vinyl acetate	ug/L	ND	50.0	02/20/23 11:39	
Vinyl chloride	ug/L	ND	2.0	02/20/23 11:39	
Xylene (Total)	ug/L	ND	10.0	02/20/23 11:39	
4-Bromofluorobenzene (S)	%.	100	79-124	02/20/23 11:39	
Dibromofluoromethane (S)	%.	99	82-128	02/20/23 11:39	
Toluene-d8 (S)	%.	100	73-122	02/20/23 11:39	

LABORATORY CONTROL SAMPLE: 3302818

Parameter	Units	Spike Conc.	LCS Result	LCS % Rec	% Rec Limits	Qualifiers
1,1,1,2-Tetrachloroethane	ug/L	50	49.4	99	77-125	
1,1,1-Trichloroethane	ug/L	50	48.7	97	69-125	
1,1,2,2-Tetrachloroethane	ug/L	50	51.1	102	72-123	
1,1,2-Trichloroethane	ug/L	50	51.5	103	73-124	
1,1-Dichloroethane	ug/L	50	51.7	103	71-124	

Results presented on this page are in the units indicated by the "Units" column except where an alternate unit is presented to the right of the result.

This report shall not be reproduced, except in full,
without the written consent of Pace Analytical Services, LLC.

Pace Analytical Services, LLC
7726 Moller Road
Indianapolis, IN 46268
(317)228-3100

QUALITY CONTROL DATA

Project: HRID 1Q2023
Pace Project No.: 50337537

LABORATORY CONTROL SAMPLE: 3302818

Parameter	Units	Spike Conc.	LCS Result	LCS % Rec	% Rec Limits	Qualifiers
1,1-Dichloroethene	ug/L	50	51.9	104	63-138	
1,1-Dichloropropene	ug/L	50	51.4	103	80-142	
1,2,3-Trichlorobenzene	ug/L	50	42.9	86	67-134	
1,2,3-Trichloropropane	ug/L	50	46.9	94	75-122	
1,2,4-Trichlorobenzene	ug/L	50	42.8	86	68-132	
1,2,4-Trimethylbenzene	ug/L	50	48.8	98	71-121	
1,2-Dibromoethane (EDB)	ug/L	50	47.3	95	75-123	
1,2-Dichlorobenzene	ug/L	50	45.9	92	76-118	
1,2-Dichloroethane	ug/L	50	49.8	100	68-126	
1,2-Dichloropropane	ug/L	50	52.4	105	73-127	
1,3,5-Trimethylbenzene	ug/L	50	48.7	97	72-120	
1,3-Dichlorobenzene	ug/L	50	45.5	91	75-119	
1,3-Dichloropropane	ug/L	50	49.5	99	77-125	
1,4-Dichlorobenzene	ug/L	50	46.2	92	74-118	
1-Methylnaphthalene	ug/L	50	39.0	78	51-164	
2,2-Dichloropropane	ug/L	50	52.0	104	52-137	
2-Butanone (MEK)	ug/L	250	237	95	57-130	
2-Chlorotoluene	ug/L	50	49.5	99	69-123	
2-Hexanone	ug/L	250	271	108	57-130	
2-Methylnaphthalene	ug/L	50	41.1	82	57-159	
4-Chlorotoluene	ug/L	50	48.4	97	74-122	
4-Methyl-2-pentanone (MIBK)	ug/L	250	274	110	58-134	
Acetone	ug/L	250	233	93	41-133	
Acrolein	ug/L	1000	1180	118	43-124	
Acrylonitrile	ug/L	250	259	103	66-131	
Benzene	ug/L	50	48.9	98	76-121	
Bromobenzene	ug/L	50	46.9	94	67-127	
Bromochloromethane	ug/L	50	56.1	112	65-126	
Bromodichloromethane	ug/L	50	56.0	112	72-125	
Bromoform	ug/L	50	49.3	99	57-134	
Bromomethane	ug/L	50	26.1	52	10-187	
Carbon disulfide	ug/L	50	49.6	99	59-125	
Carbon tetrachloride	ug/L	50	49.3	99	71-134	
Chlorobenzene	ug/L	50	46.4	93	74-119	
Chloroethane	ug/L	50	51.9	104	49-152	
Chloroform	ug/L	50	50.0	100	68-123	
Chloromethane	ug/L	50	39.4	79	33-133	
cis-1,2-Dichloroethene	ug/L	50	48.2	96	73-122	
cis-1,3-Dichloropropene	ug/L	50	55.5	111	69-128	
Dibromochloromethane	ug/L	50	51.9	104	69-127	
Dibromomethane	ug/L	50	50.5	101	74-126	
Dichlorodifluoromethane	ug/L	50	13.6	27	19-136	
Ethyl methacrylate	ug/L	50	54.9J	110	65-127	
Ethylbenzene	ug/L	50	47.2	94	74-122	
Hexachloro-1,3-butadiene	ug/L	50	41.6	83	65-140	
Iodomethane	ug/L	50	31.9	64	10-181	
Isopropylbenzene (Cumene)	ug/L	50	47.9	96	75-124	

Results presented on this page are in the units indicated by the "Units" column except where an alternate unit is presented to the right of the result.

This report shall not be reproduced, except in full,
without the written consent of Pace Analytical Services, LLC.

Pace Analytical Services, LLC
7726 Moller Road
Indianapolis, IN 46268
(317)228-3100

QUALITY CONTROL DATA

Project: HRID 1Q2023
Pace Project No.: 50337537

LABORATORY CONTROL SAMPLE: 3302818

Parameter	Units	Spike Conc.	LCS Result	LCS % Rec	% Rec Limits	Qualifiers
Methyl-tert-butyl ether	ug/L	50	50.0	100	71-125	
Methylene Chloride	ug/L	50	47.6	95	71-125	
n-Butylbenzene	ug/L	50	52.1	104	68-124	
n-Hexane	ug/L	50	44.1	88	60-132	
n-Propylbenzene	ug/L	50	50.8	102	75-122	
Naphthalene	ug/L	50	46.1	92	69-128	
p-Isopropyltoluene	ug/L	50	47.6	95	73-125	
sec-Butylbenzene	ug/L	50	48.9	98	76-125	
Styrene	ug/L	50	48.5	97	74-126	
tert-Butylbenzene	ug/L	50	52.5	105	69-123	
Tetrachloroethene	ug/L	50	43.3	87	74-129	
Toluene	ug/L	50	47.6	95	70-118	
trans-1,2-Dichloroethene	ug/L	50	47.3	95	69-124	
trans-1,3-Dichloropropene	ug/L	50	54.2	108	66-125	
trans-1,4-Dichloro-2-butene	ug/L	50	56.9J	114	43-155	
Trichloroethene	ug/L	50	47.4	95	73-125	
Trichlorofluoromethane	ug/L	50	49.7	99	56-139	
Vinyl acetate	ug/L	200	245	123	46-101	L1
Vinyl chloride	ug/L	50	42.8	86	46-134	
Xylene (Total)	ug/L	150	144	96	71-123	
4-Bromofluorobenzene (S)	%.			102	79-124	
Dibromofluoromethane (S)	%.			99	82-128	
Toluene-d8 (S)	%.			102	73-122	

MATRIX SPIKE & MATRIX SPIKE DUPLICATE: 3303249 3303250

Parameter	Units	50337781005 Result	MS Spike Conc.	MSD Spike Conc.	MS Result	MSD Result	MS % Rec	MSD % Rec	% Rec Limits	RPD	Max RPD	Qual
1,1,1,2-Tetrachloroethane	ug/L	ND	50	50	56.9	61.7	114	123	64-142	8	20	
1,1,1-Trichloroethane	ug/L	ND	50	50	60.7	65.1	121	130	60-143	7	20	
1,1,2,2-Tetrachloroethane	ug/L	ND	50	50	59.2	62.6	118	125	64-135	6	20	
1,1,2-Trichloroethane	ug/L	ND	50	50	60.2	65.4	120	131	66-137	8	20	
1,1-Dichloroethane	ug/L	ND	50	50	62.4	68.0	125	136	62-144	9	20	
1,1-Dichloroethene	ug/L	ND	50	50	64.2	66.8	128	134	55-158	4	20	
1,1-Dichloropropene	ug/L	ND	50	50	63.5	67.3	127	135	65-164	6	20	
1,2,3-Trichlorobenzene	ug/L	ND	50	50	43.9	46.6	88	93	35-149	6	20	
1,2,3-Trichloropropane	ug/L	ND	50	50	54.5	56.2	109	112	66-135	3	20	
1,2,4-Trichlorobenzene	ug/L	ND	50	50	42.7	47.0	85	94	27-149	9	20	
1,2,4-Trimethylbenzene	ug/L	ND	50	50	54.4	56.7	109	113	41-140	4	20	
1,2-Dibromoethane (EDB)	ug/L	ND	50	50	53.4	58.5	107	117	68-136	9	20	
1,2-Dichlorobenzene	ug/L	ND	50	50	50.5	54.7	101	109	47-140	8	20	
1,2-Dichloroethane	ug/L	ND	50	50	59.4	65.1	119	130	61-144	9	20	
1,2-Dichloropropane	ug/L	ND	50	50	62.4	68.4	125	137	67-141	9	20	
1,3,5-Trimethylbenzene	ug/L	ND	50	50	53.9	56.9	108	114	40-141	5	20	
1,3-Dichlorobenzene	ug/L	ND	50	50	49.2	51.8	98	104	39-142	5	20	

Results presented on this page are in the units indicated by the "Units" column except where an alternate unit is presented to the right of the result.

This report shall not be reproduced, except in full,
without the written consent of Pace Analytical Services, LLC.

Pace Analytical Services, LLC
7726 Moller Road
Indianapolis, IN 46268
(317)228-3100

QUALITY CONTROL DATA

Project: HRID 1Q2023
Pace Project No.: 50337537

MATRIX SPIKE & MATRIX SPIKE DUPLICATE: 3303249 3303250

Parameter	Units	50337781005 Result	MS Spike Conc.	MSD Spike Conc.	MS Result	MSD Result	MS % Rec	MSD % Rec	% Rec Limits	RPD	Max RPD	Qual
1,3-Dichloropropane	ug/L	ND	50	50	57.2	61.7	114	123	67-141	8	20	
1,4-Dichlorobenzene	ug/L	ND	50	50	49.7	52.5	99	105	39-140	5	20	
1-Methylnaphthalene	ug/L	ND	50	50	42.5	44.5	85	89	31-172	5	20	
2,2-Dichloropropane	ug/L	ND	50	50	57.3	61.2	115	122	32-144	7	20	
2-Butanone (MEK)	ug/L	ND	250	250	299	281	119	112	49-149	6	20	
2-Chlorotoluene	ug/L	ND	50	50	55.3	58.3	111	117	37-144	5	20	
2-Hexanone	ug/L	ND	250	250	322	306	129	123	48-147	5	20	
2-Methylnaphthalene	ug/L	ND	50	50	44.5	46.7	89	93	39-163	5	20	
4-Chlorotoluene	ug/L	ND	50	50	53.6	57.7	107	115	34-148	7	20	
4-Methyl-2-pentanone (MIBK)	ug/L	ND	250	250	322	322	129	129	50-152	0	20	
Acetone	ug/L	ND	250	250	284	245	114	98	23-157	15	20	
Acrolein	ug/L	ND	1000	1000	1350	1300	135	130	25-137	4	20	
Acrylonitrile	ug/L	ND	250	250	306	296	122	118	56-149	3	20	
Benzene	ug/L	ND	50	50	58.9	63.2	118	126	68-139	7	20	
Bromobenzene	ug/L	ND	50	50	55.3	58.8	111	118	49-142	6	20	
Bromochloromethane	ug/L	ND	50	50	69.4	73.4	139	147	58-143	6	20	M1
Bromodichloromethane	ug/L	ND	50	50	66.2	72.8	132	146	65-139	9	20	M1
Bromoform	ug/L	ND	50	50	54.2	60.2	108	120	51-139	11	20	
Bromomethane	ug/L	ND	50	50	21.5	37.4	43	75	10-189	54	20	R1
Carbon disulfide	ug/L	ND	50	50	57.8	61.4	116	123	45-143	6	20	
Carbon tetrachloride	ug/L	ND	50	50	60.7	65.7	121	131	61-153	8	20	
Chlorobenzene	ug/L	ND	50	50	53.5	57.0	107	114	57-137	6	20	
Chloroethane	ug/L	ND	50	50	65.1	66.5	130	133	41-183	2	20	
Chloroform	ug/L	ND	50	50	60.1	64.6	120	129	61-138	7	20	
Chloromethane	ug/L	ND	50	50	48.6	52.5	97	105	25-150	8	20	
cis-1,2-Dichloroethene	ug/L	8.4	50	50	66.4	70.6	116	125	58-142	6	20	
cis-1,3-Dichloropropene	ug/L	ND	50	50	61.0	67.4	122	135	53-140	10	20	
Dibromochloromethane	ug/L	ND	50	50	58.2	65.3	116	131	61-139	11	20	
Dibromomethane	ug/L	ND	50	50	59.7	65.4	119	131	69-138	9	20	
Dichlorodifluoromethane	ug/L	ND	50	50	15.6	26.1	31	52	10-150	50	20	R1
Ethyl methacrylate	ug/L	ND	50	50	63.8J	68.6J	128	137	57-141		20	
Ethylbenzene	ug/L	ND	50	50	54.5	58.4	109	117	54-141	7	20	
Hexachloro-1,3-butadiene	ug/L	ND	50	50	40.3	43.4	81	87	10-173	7	20	
Iodomethane	ug/L	ND	50	50	22.2	47.3	44	95	10-184	72	20	R1
Isopropylbenzene (Cumene)	ug/L	ND	50	50	54.7	56.4	109	113	48-145	3	20	
Methyl-tert-butyl ether	ug/L	ND	50	50	59.4	64.9	119	130	62-143	9	20	
Methylene Chloride	ug/L	ND	50	50	55.2	59.4	110	119	59-141	7	20	
n-Butylbenzene	ug/L	ND	50	50	52.6	55.0	105	110	19-150	5	20	
n-Hexane	ug/L	ND	50	50	43.2	45.1	86	90	44-145	4	20	
n-Propylbenzene	ug/L	ND	50	50	55.3	58.7	111	117	36-150	6	20	
Naphthalene	ug/L	ND	50	50	50.8	53.4	102	107	56-136	5	20	
p-Isopropyltoluene	ug/L	ND	50	50	50.6	52.7	101	105	28-152	4	20	
sec-Butylbenzene	ug/L	ND	50	50	52.8	55.6	106	111	36-151	5	20	
Styrene	ug/L	ND	50	50	56.2	59.2	112	118	51-146	5	20	

Results presented on this page are in the units indicated by the "Units" column except where an alternate unit is presented to the right of the result.

This report shall not be reproduced, except in full,
without the written consent of Pace Analytical Services, LLC.

Pace Analytical Services, LLC
7726 Moller Road
Indianapolis, IN 46268
(317)228-3100

QUALITY CONTROL DATA

Project: HRID 1Q2023
Pace Project No.: 50337537

MATRIX SPIKE & MATRIX SPIKE DUPLICATE: 3303249 3303250

Parameter	Units	50337781005 Result	MS Spike Conc.	MSD Spike Conc.	MS Result	MSD Result	MS % Rec	MSD % Rec	% Rec Limits	RPD	Max RPD	Qual
tert-Butylbenzene	ug/L	ND	50	50	59.4	62.5	119	125	42-142	5	20	
Tetrachloroethene	ug/L	29.3	50	50	77.7	80.6	97	103	50-149	4	20	
Toluene	ug/L	ND	50	50	55.9	59.3	112	119	59-134	6	20	
trans-1,2-Dichloroethene	ug/L	ND	50	50	56.1	59.6	112	119	57-141	6	20	
trans-1,3-Dichloropropene	ug/L	ND	50	50	61.0	67.0	122	134	51-136	10	20	
trans-1,4-Dichloro-2-butene	ug/L	ND	50	50	61.2J	61.6J	122	123	26-157		20	
Trichloroethene	ug/L	49.4	50	50	107	111	114	123	55-147	4	20	
Trichlorofluoromethane	ug/L	ND	50	50	62.8	64.1	126	128	55-160	2	20	
Vinyl acetate	ug/L	ND	200	200	260	279	130	140	24-109	7	20	M0
Vinyl chloride	ug/L	ND	50	50	54.2	56.6	108	113	36-154	4	20	
Xylene (Total)	ug/L	ND	150	150	165	174	110	116	50-143	5	20	
4-Bromofluorobenzene (S)	%.						104	100	79-124			
Dibromofluoromethane (S)	%.						101	100	82-128			
Toluene-d8 (S)	%.						101	101	73-122			

Results presented on this page are in the units indicated by the "Units" column except where an alternate unit is presented to the right of the result.

This report shall not be reproduced, except in full,
without the written consent of Pace Analytical Services, LLC.

Pace Analytical Services, LLC
7726 Moller Road
Indianapolis, IN 46268
(317)228-3100

QUALIFIERS

Project: HRID 1Q2023
Pace Project No.: 50337537

DEFINITIONS

DF - Dilution Factor, if reported, represents the factor applied to the reported data due to dilution of the sample aliquot.

ND - Not Detected at or above adjusted reporting limit.

TNTC - Too Numerous To Count

J - Estimated concentration above the adjusted method detection limit and below the adjusted reporting limit.

MDL - Adjusted Method Detection Limit.

PQL - Practical Quantitation Limit.

RL - Reporting Limit - The lowest concentration value that meets project requirements for quantitative data with known precision and bias for a specific analyte in a specific matrix.

S - Surrogate

1,2-Diphenylhydrazine decomposes to and cannot be separated from Azobenzene using Method 8270. The result for each analyte is a combined concentration.

Consistent with EPA guidelines, unrounded data are displayed and have been used to calculate % recovery and RPD values.

LCS(D) - Laboratory Control Sample (Duplicate)

MS(D) - Matrix Spike (Duplicate)

DUP - Sample Duplicate

RPD - Relative Percent Difference

NC - Not Calculable.

SG - Silica Gel - Clean-Up

U - Indicates the compound was analyzed for, but not detected.

N-Nitrosodiphenylamine decomposes and cannot be separated from Diphenylamine using Method 8270. The result reported for each analyte is a combined concentration.

Reported results are not rounded until the final step prior to reporting. Therefore, calculated parameters that are typically reported as "Total" may vary slightly from the sum of the reported component parameters.

Pace Analytical is TNI accredited. Contact your Pace PM for the current list of accredited analytes.

TNI - The NELAC Institute.

ANALYTE QUALIFIERS

D6	The precision between the sample and sample duplicate exceeded laboratory control limits.
L1	Analyte recovery in the laboratory control sample (LCS) was above QC limits. Results for this analyte in associated samples may be biased high.
M0	Matrix spike recovery and/or matrix spike duplicate recovery was outside laboratory control limits.
M1	Matrix spike recovery exceeded QC limits. Batch accepted based on laboratory control sample (LCS) recovery.
R1	RPD value was outside control limits.

This report shall not be reproduced, except in full,
without the written consent of Pace Analytical Services, LLC.

Pace Analytical Services, LLC
7726 Moller Road
Indianapolis, IN 46268
(317)228-3100

QUALITY CONTROL DATA CROSS REFERENCE TABLE

Project: HRID 1Q2023
Pace Project No.: 50337537

Lab ID	Sample ID	QC Batch Method	QC Batch	Analytical Method	Analytical Batch
50337537001	**MW-41D**	EPA 5030/8260	719434		
50337537002	**MW-58D**	EPA 5030/8260	719165		
50337537003	**MW-58S**	EPA 5030/8260	719165		
50337537004	**MW-55D**	EPA 5030/8260	719434		
50337537005	**MW-54D**	EPA 5030/8260	719434		
50337537006	**MW-54S**	EPA 5030/8260	719165		
50337537007	**MW-57D**	EPA 5030/8260	719166		
50337537008	**MW-53S**	EPA 5030/8260	719225		
50337537009	**MW-56D**	EPA 5030/8260	719166		
50337537010	**MW-56S**	EPA 5030/8260	719166		
50337537011	**Dup-2**	EPA 5030/8260	719166		
50337537012	**MW-60S**	EPA 5030/8260	719165		
50337537013	**MW-61I**	EPA 5030/8260	719166		
50337537014	**MW-59D**	EPA 5030/8260	719166		
50337537015	**Trip Blank**	EPA 5030/8260	719166		
50337537016	**MW-22D**	EPA 5030/8260	719166		
50337537017	**MW-42**	EPA 5030/8260	719166		
50337537018	**MW-42D**	EPA 5030/8260	719166		
50337537019	**MW-55S**	EPA 5030/8260	719166		
50337537020	**MW-57S**	EPA 5030/8260	719166		
50337537021	**MW-53D**	EPA 5030/8260	719166		
50337537022	**Dup-3**	EPA 5030/8260	719165		
50337537023	**MW-60I**	EPA 5030/8260	719223		
50337537024	**MW-60D**	EPA 5030/8260	719223		

This report shall not be reproduced, except in full,
without the written consent of Pace Analytical Services, LLC.

Pace Analytical
WWW.PACELABS.COM

CHAIN-OF-CUSTODY /

WO# : 50337537
50337537

The Chain-of-Custody is a LEGAL D

Submitting a sample via this chain of custody constitutes acknowledgment and acceptance of the Pace Terms a ... ms.pdf.

Section A Required Client Information:		Section B Required Project Information:		Section C Invoice Information:	
Company:	Patriot_Indianapolis	Report To:	James Cody	Attention:	Accounts Payable
Address:	6150 E. 75th St.	Copy To:		Company Name:	Patriot IN
Indianapolis, IN 46250				Address:	
Email:	jcody@patrioteng.com	Purchase Order #:	21-1359-01E	Pace Quote:	
Phone: 317-576-8058	Fax:	Project Name:	HRID 1Q2023	Pace Project Manager:	tina.sayer@pacelabs.com,
Requested Due Date:	10 day TAT	Project #:		Pace Profile #:	6950-7

Regulatory Agency	
State / Location	
IN	

Requested Analysis Filtered (Y/N): Y/N

ITEM #	SAMPLE ID (One Character per box. (A-Z, 0-9 / , -) Sample Ids must be unique)	MATRIX CODE (see valid codes to left)	SAMPLE TYPE (G=GRAB C=COMP)	COLLECTED START DATE	COLLECTED START TIME	COLLECTED END DATE	COLLECTED END TIME	SAMPLE TEMP AT COLLECTION	# OF CONTAINERS	Unpreserved	H2SO4	HNO3	HCl	NaOH	Na2S2O3	Methanol	Other	Analyses Test: VOCs by 8260	Residual Chlorine (Y/N)	
1	MW-41D	WT	G	2.14.23	1141				3				X					Y		001
2	MW-58D				919				3				X					Y		002
3	MW-58S				950				3				X					Y		003
4	MW-55D			2.13.23	1617				3				X					Y		004
5	MW-54D				1540				3				X					Y		005
6	MW-54S				1509				3				X					Y		006
7	MW-57D			2.14.23	1039				3				X					Y		007
8	MW-53S			2.13.23	1431				3				X					Y		008
9	MW-56D				1358				3				X					Y		009
10	MW-56S				1325				3				X					Y		010
11	DUP-2			2.14.23	—				3				X					Y		011
12	MW-60S			2.13.23	1137				3				X					Y		012

ADDITIONAL COMMENTS	RELINQUISHED BY / AFFILIATION	DATE	TIME	ACCEPTED BY / AFFILIATION	DATE	TIME	SAMPLE CONDITIONS			
**NEED IN RCG EDD- #800	Kilauren Driscoll/Patriot	2.15.23	16:51		2/15/23	~~1654~~ 1651	0.9	Y	N	Y

SAMPLER NAME AND SIGNATURE	
PRINT Name of SAMPLER:	Kilauren Driscoll
SIGNATURE of SAMPLER:	Kilauren Driscoll
DATE Signed:	2.15.23

TEMP in C	Received on Ice (Y/N)	Custody Sealed Cooler (Y/N)	Samples Intact (Y/N)

CHAIN-OF-CUSTODY / Analytical Request Document

Pace Analytical® WWW.PACELABS.COM

The Chain-of-Custody is a LEGAL DOCUMENT. All relevant fields must be completed accurately.

Submitting a sample via this chain of custody constitutes acknowledgment and acceptance of the Pace Terms and Conditions found at https://info.pacelabs.com/hubfs/pas-standard-terms.pdf.

Section A — Required Client Information:

Company:	Patriot_Indianapolis
Address:	6150 E. 75th St.
	Indianapolis, IN 46250
Email:	jcody@patrioteng.com
Phone:	317-576-8058 Fax:
Requested Due Date:	10 day TAT

Section B — Required Project Information:

Report To:	James Cody
Copy To:	
Purchase Order #:	21-1359-01E
Project Name:	HRID 1Q2023
Project #:	

Section C — Invoice Information:

Attention:	Accounts Payable
Company Name:	Patriot IN
Address:	
Pace Quote:	
Pace Project Manager:	tina.sayer@pacelabs.com,
Pace Profile #:	6950-7

Regulatory Agency	State / Location
	IN

Requested Analysis Filtered (Y/N): Y/N

ITEM #	SAMPLE ID (One Character per box. (A-Z, 0-9 / , -) Sample ids must be unique)	MATRIX CODE (see valid codes to left)	SAMPLE TYPE (G=GRAB C=COMP)	COLLECTED START DATE	COLLECTED START TIME	COLLECTED END DATE	COLLECTED END TIME	SAMPLE TEMP AT COLLECTION	# OF CONTAINERS	Unpreserved	H2SO4	HNO3	HCl	NaOH	Na2S2O3	Methanol	Other	Analyses Test: VOCs by 8260	Residual Chlorine (Y/N)	
1	MW-61I	WT	G	2.13.23	1056				3				X					Y		013
2	MW-59D			2.13.23	1227				3				X					Y		014
3	MW-60S MS				1137				3				X					Y		
4	MW-60S MSD				1137				3				X					Y		
5	Trip blank								3				X					Y		015
6	MW-22D	WT	G	2.15.23	1442				3				X					Y		016
7	MW-42				1312				3				X					Y		017
8	MW-42D				1357				3				X					Y		018
9	MW-55S				831				3				X					Y		019
10	MW-57S				917				3				X					Y		020
11	MW-53D				1002				3				X					Y		021
12	Dup-3			—					3				X					Y		022

ADDITIONAL COMMENTS	RELINQUISHED BY / AFFILIATION	DATE	TIME	ACCEPTED BY / AFFILIATION	DATE	TIME	SAMPLE CONDITIONS			
**NEED IN RCG EDD- #800	Kilauren Driscoll / Patriot	2.15.23	16:51		2/15/23	~~1651~~ 1651	0.9	Y	N	Y

SAMPLER NAME AND SIGNATURE

PRINT Name of SAMPLER: Kilauren Driscoll

SIGNATURE of SAMPLER: [signature] DATE Signed: 2.15.23

TEMP in C	Received on Ice (Y/N)	Custody Sealed Cooler (Y/N)	Samples Intact (Y/N)

Pace Analytical
WWW.PACELABS.COM

CHAIN-OF-CUSTODY / Analytical Request Document

The Chain-of-Custody is a LEGAL DOCUMENT. All relevant fields must be completed accurately.

Submitting a sample via this chain of custody constitutes acknowledgment and acceptance of the Pace Terms and Conditions found at https://info.pacelabs.com/hubfs/pas-standard-terms.pdf.

Section A — Required Client Information:

Company:	Patriot_Indianapolis
Address:	6150 E. 75th St.
	Indianapolis, IN 46250
Email:	jcody@patrioteng.com
Phone:	317-576-8058 Fax:
Requested Due Date:	10 day TAT

Section B — Required Project Information:

Report To:	James Cody
Copy To:	
Purchase Order #:	21-1359-01E
Project Name:	HRID 1Q2023
Project #:	

Section C — Invoice Information:

Attention:	Accounts Payable
Company Name:	Patriot IN
Address:	
Pace Quote:	
Pace Project Manager:	tina.sayer@pacelabs.com,
Pace Profile #:	6950-7

Regulatory Agency	
State / Location	
	IN

Requested Analysis Filtered (Y/N): Y/N

ITEM #	SAMPLE ID (One Character per box. (A-Z, 0-9 / , -) Sample Ids must be unique)	MATRIX CODE (see valid codes to left)	SAMPLE TYPE (G=GRAB C=COMP)	COLLECTED START DATE	COLLECTED START TIME	COLLECTED END DATE	COLLECTED END TIME	SAMPLE TEMP AT COLLECTION	# OF CONTAINERS	Unpreserved	H2SO4	HNO3	HCl	NaOH	Na2S2O3	Methanol	Other	Analyses Test	VOCs by 8260	Residual Chlorine (Y/N)	
1	MW-60I	WT	G	2.15.23	1117				3				X						Y		023
2	MW-60D	WT	G	1	1207				3				X						Y		024
3																					
4																					
5																					
6																					
7																					
8																					
9																					
10																					
11																					
12																					

ADDITIONAL COMMENTS	RELINQUISHED BY / AFFILIATION	DATE	TIME	ACCEPTED BY / AFFILIATION	DATE	TIME	SAMPLE CONDITIONS			
**NEED IN RCG EDD- #800	Kilauren Driscoll/Patriot	2.15.23	16:51		2/15/23	1651	0.9	Y	N	Y

SAMPLER NAME AND SIGNATURE

PRINT Name of SAMPLER: Kilauren Driscoll

SIGNATURE of SAMPLER: Kilauren Driscoll DATE Signed: 2.15.23

TEMP in C	Received on Ice (Y/N)	Custody Sealed Cooler (Y/N)	Samples Intact (Y/N)

Pace

SAMPLE CONDITION UPON RECEIPT FORM

Date/Time and Initials of person examining contents: DD 2/15/23 1829

1. Courier: ☐ FED EX ☐ UPS ☑ CLIENT ☐ PACE ☐ USPS ☐ OTHER _____

2. Custody Seal on Cooler/Box Present: ☐ Yes ☑ No

(If yes)Seals Intact: ☐ Yes ☐ No **(leave blank if no seals were present)**

3. Thermometer: 1 2 3 4 5 6 A B C D E F

4. Cooler Temperature(s): 0.8/0.9 | | | |
(Initial/Corrected) RECORD TEMPS OF ALL COOLERS RECEIVED (use Comments below to add more)

5. Packing Material: ☑ Bubble Wrap ☑ Bubble Bags ☐ None ☐ Other _____

6. Ice Type: ☑ Wet ☐ Blue ☐ None

7. If temp. is over 6°C or under 0°C, was the PM notified?: ☐ Yes ☐ No
Cooler temp should be above freezing to 6°C

All discrepancies will be written out in the comments section below.

	Yes	No		Yes	No	N/A
USDA Regulated Soils? (HI, ID, NY, WA, OR,CA, NM, TX, OK, AR, LA, TN, AL, MS, NC, SC, GA, FL, or Puerto Rico)		✓	All containers needing acid/base preservation have been pH CHECKED?: **Exceptions: VOA, coliform, LLHg, O&G, RAD CHEM, and any container with a septum cap or preserved with HCl.** **Circle: HNO3 (<2) H2SO4 (<2) NaOH (>10) NaOH/ZnAc (>9)** Any non-conformance to pH recommendations will be noted on the container count form			✓
Short Hold Time Analysis (48 hours or less)? Analysis:		✓				
Time 5035A TC placed in Freezer or Short Holds To Lab	Time:	✓	Residual Chlorine Check (SVOC 625 Pest/PCB 608)	Present	Absent	N/A ✓
Rush TAT Requested (4 days or less):		✓	Residual Chlorine Check (Total/Amenable/Free Cyanide)			✓
Custody Signatures Present?	✓		Headspace Wisconsin Sulfide?			✓
Containers Intact?:	✓		Headspace in VOA Vials (>6mm): See Containter Count form for details	Present ✓	Absent	No VOA Vials Sent
Sample Label (IDs/Dates/Times) Match COC?: Except TCs, which only require sample ID	✓		Trip Blank Present?	✓		
Extra labels on Terracore Vials? (soils only)			Trip Blank Custody Seals?:	✓		

COMMENTS:

COC PAGE 1 of 3

Sample Container Count

** Place a RED dot on containers that are out of conformance **

			VIALS					AMBER GLASS							PLASTIC									OTHER							
		MeOH (only)																													
		SBS																													
		DI																													
COC Line Item	WGFU	R	DG9H	VG9P	VOA VIAL HS (>6mm)	VG9U	DG9U	VG9T	AG0U	AG1H	AG1U	AG2U	AG3S	AG3SF	AG3C	BP1U	BP1N	BP2U	BP3U	BP3N	BP3F	BP3S	BP3B	BP3Z	CG3H	CG3F	Syringe Kit		Matrix	Nitric Red HNO3 <2	Sulfuric Yellow H2SO4 <2	Sodium Hydroxide Green NaOH >10	Sodium Hydroxide/ ZnAc Black NaOH/Zn Ac >9
1				3																									WT				
2					2																												
3																																	
4																																	
5																																	
6																																	
7																																	
8																																	
9																																	
10																																	
11																																	
12				9																													

Container Codes

Glass

DG9H	40mL HCl amber voa vial	BG1T	1L Na Thiosulfate clear glass
DG9P	40mL TSP amber vial	BG1U	1L unpreserved glass
DG9S	40mL H2SO4 amber vial	BG3H	250mL HCl Clear Glass
DG9T	40mL Na Thio amber vial	BG3U	250mL Unpres Clear Glass
DG9U	40mL unpreserved amber vial	AG0U	100mL unpres amber glass
VG9H	40mL HCl clear vial	AG1H	1L HCl amber glass
VG9T	40mL Na Thio. clear vial	AG1S	1L H2SO4 amber glass
VG9U	40mL unpreserved clear vial	AG1T	1L Na Thiosulfate amber glass
I	40mL w/hexane wipe vial	AG1U	1liter unpres amber glass
WGKU	8oz unpreserved clear jar	AG2N	500mL HNO3 amber glass
WGFU	4oz clear soil jar	AG2S	500mL H2SO4 amber glass
JGFU	4oz unpreserved amber wide	AG2U	500mL unpres amber glass
CG3H	250mL clear glass HCl	AG3S	250mL H2SO4 amber glass
CG3F	250mL clear glass HCl, Field Filter	AG3SF	250mL H2SO4 amb glass -field filtered
BG1H	1L HCl clear glass	AG3U	250mL unpres amber glass
BG1S	1L H2SO4 clear glass	AG3C	250mL NaOH amber glass

Plastic

BP1B	1L NaOH plastic
BP1N	1L HNO3 plastic
BP1S	1L H2SO4 plastic
BP1U	1L unpreserved plastic
BP1Z	1L NaOH, Zn, Ac
BP2N	500mL HNO3 plastic
BP2C	500mL NaOH plastic
BP2S	500mL H2SO4 plastic
BP2U	500mL unpreserved plastic
BP2Z	500mL NaOH, Zn Ac
BP3B	250mL NaOH plastic
BP3N	250mL HNO3 plastic
BP3F	250mL HNO3 plastic-field filtered
BP3U	250mL unpreserved plastic
BP3S	250mL H2SO4 plastic
BP3Z	250mL NaOH, ZnAc plastic
BP4U	125mL unpreserved plastic
BP4N	125mL HNO3 plastic
BP4S	125mL H2SO4 plastic

Miscellaneous

Syringe Kit	LL Cr+6 sampling kit
ZPLC	Ziploc Bag
R	Terracore Kit
SP5T	120mL Coliform Sodium Thiosulfate
GN	General Container
U	Summa Can (air sample)
WT	Water
SL	Solid Solid
OL	Oil
NAL	Non-aqueous liquid
WP	Wipe

COC PAGE 2 of 3

Sample Container Count

** Place a RED dot on containers that are out of conformance **

COC Line Item	WGFU	MeOH (only) / SBS / DI / R	VIALS					AMBER GLASS							PLASTIC									OTHER			Matrix	Nitric Red HNO3 <2	Sulfuric Yellow H2SO4 <2	Sodium Hydroxide Green NaOH >10	Sodium Hydroxide/ ZnAc Black NaOH/Zn Ac >9
			DG9H	VG9H	VOA VIAL HS (>6mm)	VG9U	DG9U	VG9T	AG0U	AG1H	AG1U	AG2U	AG3S	AG3SF	AG3C	BP1U	BP1N	BP2U	BP3U	BP3N	BP3F	BP3S	BP3B	BP3Z	CG3H	CG3F	Syringe Kit					
1				3																								WT				
2				3																								WT				
3																																
4																																
5				3																								WT				
6																																
7																																
8																																
9																																
10																																
11																																
12																																

Container Codes

Glass

DG9H	40mL HCl amber voa vial	BG1T	1L Na Thiosulfate clear glass
DG9P	40mL TSP amber vial	BG1U	1L unpreserved glass
DG9S	40mL H2SO4 amber vial	BG3H	250mL HCl Clear Glass
DG9T	40mL Na Thio amber vial	BG3U	250mL Unpres Clear Glass
DG9U	40mL unpreserved amber vial	AG0U	100mL unpres amber glass
VG9H	40mL HCl clear vial	AG1H	1L HCl amber glass
VG9T	40mL Na Thio. clear vial	AG1S	1L H2SO4 amber glass
VG9U	40mL unpreserved clear vial	AG1T	1L Na Thiosulfate amber glass
I	40mL w/hexane wipe vial	AG1U	1liter unpres amber glass
WGKU	8oz unpreserved clear jar	AG2N	500mL HNO3 amber glass
WGFU	4oz clear soil jar	AG2S	500mL H2SO4 amber glass
JGFU	4oz unpreserved amber wide	AG2U	500mL unpres amber glass
CG3H	250mL clear glass HCl	AG3S	250mL H2SO4 amber glass
CG3F	250mL clear glass HCl, Field Filter	AG3SF	250mL H2SO4 amb glass -field filtered
BG1H	1L HCl clear glass	AG3U	250mL unpres amber glass
BG1S	1L H2SO4 clear glass	AG3C	250mL NaOH amber glass

Plastic

BP1B	1L NaOH plastic	BP4U	125mL unpreserved plastic
BP1N	1L HNO3 plastic	BP4N	125mL HNO3 plastic
BP1S	1L H2SO4 plastic	BP4S	125mL H2SO4 plastic
BP1U	1L unpreserved plastic		
BP1Z	1L NaOH, Zn, Ac		
BP2N	500mL HNO3 plastic		
BP2C	500mL NaOH plastic		
BP2S	500mL H2SO4 plastic		
BP2U	500mL unpreserved plastic		
BP2Z	500mL NaOH, Zn Ac		
BP3B	250mL NaOH plastic		
BP3N	250mL HNO3 plastic		
BP3F	250mL HNO3 plastic-field filtered		
BP3U	250mL unpreserved plastic		
BP3S	250mL H2SO4 plastic		
BP3Z	250mL NaOH, ZnAc plastic		

Miscellaneous

Syringe Kit	LL Cr+6 sampling kit
ZPLC	Ziploc Bag
R	Terracore Kit
SP5T	120mL Coliform Sodium Thiosulfate
GN	General Container
U	Summa Can (air sample)
WT	Water
SL	Solid Solid
OL:	Oil
NAL	Non-aqueous liquid
WP	Wipe

COC PAGE 3 of 3

Sample Container Count

** Place a RED dot on containers that are out of conformance **

			VIALS					AMBER GLASS							PLASTIC									OTHER							
		MeOH (only)																													
		SBS																													
		DI																													
COC Line Item	WGFU	R	DG9H	VG9T	VOA VIAL HS (>6mm)	VG9U	DG9U	VG9T	AG0U	AG1H	AG1U	AG2U	AG3S	AG3SF	AG3C	BP1U	BP1N	BP2U	BP3U	BP3N	BP3F	BP3S	BP3B	BP3Z	CG3H	CG3F	Syringe Kit		Matrix	Nitric Red HNO3 <2	Sulfuric Yellow H2SO4 <2	Sodium Hydroxide Green NaOH >10	Sodium Hydroxide/ ZnAc Black NaOH/Zn Ac >9
1			3																										WT				
2			3																										WT				
3																																	
4																																	
5																																	
6																																	
7																																	
8																																	
9																																	
10																																	
11																																	
12																																	

Container Codes

Glass

DG9H	40mL HCl amber voa vial	BG1T	1L Na Thiosulfate clear glass
DG9P	40mL TSP amber vial	BG1U	1L unpreserved glass
DG9S	40mL H2SO4 amber vial	BG3H	250mL HCl Clear Glass
DG9T	40mL Na Thio amber vial	BG3U	250mL Unpres Clear Glass
DG9U	40mL unpreserved amber vial	AG0U	100mL unpres amber glass
VG9H	40mL HCl clear vial	AG1H	1L HCl amber glass
VG9T	40mL Na Thio. clear vial	AG1S	1L H2SO4 amber glass
VG9U	40mL unpreserved clear vial	AG1T	1L Na Thiosulfate amber glass
I	40mL w/hexane wipe vial	AG1U	1liter unpres amber glass
WGKU	8oz unpreserved clear jar	AG2N	500mL HNO3 amber glass
WGFU	4oz clear soil jar	AG2S	500mL H2SO4 amber glass
JGFU	4oz unpreserved amber wide	AG2U	500mL unpres amber glass
CG3H	250mL clear glass HCl	AG3S	250mL H2SO4 amber glass
CG3F	250mL clear glass HCl, Field Filter	AG3SF	250mL H2SO4 amb glass -field filtered
BG1H	1L HCl clear glass	AG3U	250mL unpres amber glass
BG1S	1L H2SO4 clear glass	AG3C	250mL NaOH amber glass

Plastic

BP1B	1L NaOH plastic	BP4U	125mL unpreserved plastic
BP1N	1L HNO3 plastic	BP4N	125mL HNO3 plastic
BP1S	1L H2SO4 plastic	BP4S	125mL H2SO4 plastic
BP1U	1L unpreserved plastic		
BP1Z	1L NaOH, Zn, Ac		
BP2N	500mL HNO3 plastic		
BP2C	500mL NaOH plastic		
BP2S	500mL H2SO4 plastic		
BP2U	500mL unpreserved plastic		
BP2Z	500mL NaOH, Zn Ac		
BP3B	250mL NaOH plastic		
BP3N	250mL HNO3 plastic		
BP3F	250mL HNO3 plastic-field filtered		
BP3U	250mL unpreserved plastic		
BP3S	250mL H2SO4 plastic		
BP3Z	250mL NaOH, ZnAc plastic		

Miscellaneous

Syringe Kit	LL Cr+6 sampling kit
ZPLC	Ziploc Bag
R	Terracore Kit
SP5T	120mL Coliform Sodium Thiosulfate
GN	General Container
U	Summa Can (air sample)
WT	Water
SL	Solid Solid
OL:	Oil
NAL	Non-aqueous liquid
WP	Wipe

Pace Analytical Services, LLC
7726 Moller Road
Indianapolis, IN 46268
(317)228-3100

February 23, 2023

Mr. James Cody
Patriot Engineering
6150 E 75th St
Indianapolis, IN 46250

RE: Project: HRID 1Q2023 21-1359-01E
Pace Project No.: 50337781

Dear Mr. Cody:

Enclosed are the analytical results for sample(s) received by the laboratory on February 17, 2023. The results relate only to the samples included in this report. Results reported herein conform to the applicable TNI/NELAC Standards and the laboratory's Quality Manual, where applicable, unless otherwise noted in the body of the report.

The test results provided in this final report were generated by each of the following laboratories within the Pace Network:

- Pace Analytical Services - Indianapolis

If you have any questions concerning this report, please feel free to contact me.

Sincerely,

Tina Sayer

Tina Sayer
tina.sayer@pacelabs.com
(317)228-3100
Project Manager

Enclosures

This report shall not be reproduced, except in full,
without the written consent of Pace Analytical Services, LLC.

Pace Analytical Services, LLC
7726 Moller Road
Indianapolis, IN 46268
(317)228-3100

CERTIFICATIONS

Project: HRID 1Q2023 21-1359-01E
Pace Project No.: 50337781

Pace Analytical Services Indianapolis
7726 Moller Road, Indianapolis, IN 46268
Illinois Accreditation #: 200074
Indiana Drinking Water Laboratory #: C-49-06
Kansas/TNI Certification #: E-10177
Kentucky UST Agency Interest #: 80226
Kentucky WW Laboratory ID #: 98019
Michigan Drinking Water Laboratory #9050
Ohio VAP Certified Laboratory #: CL0065
Oklahoma Laboratory #: 9204
Texas Certification #: T104704355
Wisconsin Laboratory #: 999788130
USDA Foreign Soil Permit #: 525-23-13-23119
USDA Compliance Agreement #: IN-SL-22-001

This report shall not be reproduced, except in full,
without the written consent of Pace Analytical Services, LLC.

Pace Analytical Services, LLC
7726 Moller Road
Indianapolis, IN 46268
(317)228-3100

SAMPLE SUMMARY

Project: HRID 1Q2023 21-1359-01E
Pace Project No.: 50337781

Lab ID	Sample ID	Matrix	Date Collected	Date Received
50337781001	**MW-24**	Water	02/17/23 08:11	02/17/23 14:39
50337781002	**MW-36**	Water	02/17/23 09:02	02/17/23 14:39
50337781003	**MW-32**	Water	02/16/23 12:33	02/17/23 14:39
50337781004	**MW-26**	Water	02/16/23 11:49	02/17/23 14:39
50337781005	**MW-33**	Water	02/17/23 09:57	02/17/23 14:39
50337781006	**MW-40**	Water	02/16/23 15:21	02/17/23 14:39
50337781007	**MW-43D**	Water	02/17/23 12:33	02/17/23 14:39
50337781008	**MW-43**	Water	02/17/23 13:07	02/17/23 14:39
50337781009	**MW-15**	Water	02/17/23 11:44	02/17/23 14:39
50337781010	**MW-15D**	Water	02/17/23 11:07	02/17/23 14:39
50337781011	**MW-14**	Water	02/16/23 14:08	02/17/23 14:39
50337781012	**MW-14D**	Water	02/16/23 13:32	02/17/23 14:39
50337781013	**MW-41**	Water	02/16/23 10:58	02/17/23 14:39
50337781014	**TRIP BLANK**	Water	02/16/23 08:00	02/17/23 14:39

This report shall not be reproduced, except in full,
without the written consent of Pace Analytical Services, LLC.

Pace Analytical Services, LLC
7726 Moller Road
Indianapolis, IN 46268
(317)228-3100

SAMPLE ANALYTE COUNT

Project: HRID 1Q2023 21-1359-01E
Pace Project No.: 50337781

Lab ID	Sample ID	Method	Analysts	Analytes Reported	Laboratory
50337781001	**MW-24**	EPA 5030/8260	TKG	75	PASI-I
50337781002	**MW-36**	EPA 5030/8260	TKG	75	PASI-I
50337781003	**MW-32**	EPA 5030/8260	TKG	75	PASI-I
50337781004	**MW-26**	EPA 5030/8260	TKG	75	PASI-I
50337781005	**MW-33**	EPA 5030/8260	TKG	75	PASI-I
50337781006	**MW-40**	EPA 5030/8260	TKG	75	PASI-I
50337781007	**MW-43D**	EPA 5030/8260	TKG	75	PASI-I
50337781008	**MW-43**	EPA 5030/8260	TKG	75	PASI-I
50337781009	**MW-15**	EPA 5030/8260	TKG	75	PASI-I
50337781010	**MW-15D**	EPA 5030/8260	TKG	75	PASI-I
50337781011	**MW-14**	EPA 5030/8260	TKG	75	PASI-I
50337781012	**MW-14D**	EPA 5030/8260	TKG	75	PASI-I
50337781013	**MW-41**	EPA 5030/8260	TKG	75	PASI-I
50337781014	**TRIP BLANK**	EPA 5030/8260	TKG	75	PASI-I

PASI-I = Pace Analytical Services - Indianapolis

This report shall not be reproduced, except in full,
without the written consent of Pace Analytical Services, LLC.

Pace Analytical Services, LLC
7726 Moller Road
Indianapolis, IN 46268
(317)228-3100

SUMMARY OF DETECTION

Project: HRID 1Q2023 21-1359-01E
Pace Project No.: 50337781

Lab Sample ID / Method	Client Sample ID / Parameters	Result	Units	Report Limit	Analyzed	Qualifiers
50337781001	**MW-24**					
EPA 5030/8260	cis-1,2-Dichloroethene	11.1	ug/L	5.0	02/21/23 18:08	
EPA 5030/8260	Tetrachloroethene	40.8	ug/L	5.0	02/21/23 18:08	
EPA 5030/8260	Trichloroethene	8.3	ug/L	5.0	02/21/23 18:08	
EPA 5030/8260	Vinyl chloride	2.2	ug/L	2.0	02/21/23 18:08	
50337781002	**MW-36**					
EPA 5030/8260	Tetrachloroethene	14.1	ug/L	5.0	02/21/23 19:35	
EPA 5030/8260	Trichloroethene	20.2	ug/L	5.0	02/21/23 19:35	
50337781003	**MW-32**					
EPA 5030/8260	cis-1,2-Dichloroethene	17.5	ug/L	5.0	02/21/23 16:40	
EPA 5030/8260	Tetrachloroethene	9.9	ug/L	5.0	02/21/23 16:40	
EPA 5030/8260	Trichloroethene	15.4	ug/L	5.0	02/21/23 16:40	
50337781004	**MW-26**					
EPA 5030/8260	Tetrachloroethene	11.0	ug/L	5.0	02/21/23 17:10	
EPA 5030/8260	Trichloroethene	18.7	ug/L	5.0	02/21/23 17:10	
50337781005	**MW-33**					
EPA 5030/8260	cis-1,2-Dichloroethene	8.4	ug/L	5.0	02/20/23 20:25	
EPA 5030/8260	Tetrachloroethene	29.3	ug/L	5.0	02/20/23 20:25	
EPA 5030/8260	Trichloroethene	49.4	ug/L	5.0	02/20/23 20:25	
50337781006	**MW-40**					
EPA 5030/8260	cis-1,2-Dichloroethene	218	ug/L	5.0	02/21/23 17:39	
EPA 5030/8260	trans-1,2-Dichloroethene	260	ug/L	50.0	02/22/23 09:25	
EPA 5030/8260	Trichloroethene	167	ug/L	5.0	02/21/23 17:39	
EPA 5030/8260	Vinyl chloride	2.3	ug/L	2.0	02/21/23 17:39	
50337781009	**MW-15**					
EPA 5030/8260	Trichloroethene	38.0	ug/L	5.0	02/21/23 21:03	
50337781010	**MW-15D**					
EPA 5030/8260	cis-1,2-Dichloroethene	41.1	ug/L	5.0	02/21/23 21:32	
50337781012	**MW-14D**					
EPA 5030/8260	cis-1,2-Dichloroethene	35.9	ug/L	5.0	02/21/23 19:21	
EPA 5030/8260	Trichloroethene	272	ug/L	50.0	02/22/23 09:55	
50337781013	**MW-41**					
EPA 5030/8260	cis-1,2-Dichloroethene	164	ug/L	5.0	02/21/23 19:50	
EPA 5030/8260	Trichloroethene	125	ug/L	5.0	02/21/23 19:50	
EPA 5030/8260	Vinyl chloride	9.3	ug/L	2.0	02/22/23 10:53	

This report shall not be reproduced, except in full,
without the written consent of Pace Analytical Services, LLC.

Pace Analytical Services, LLC
7726 Moller Road
Indianapolis, IN 46268
(317)228-3100

ANALYTICAL RESULTS

Project: HRID 1Q2023 21-1359-01E
Pace Project No.: 50337781

Sample: MW-24 **Lab ID: 50337781001** Collected: 02/17/23 08:11 Received: 02/17/23 14:39 Matrix: Water

Parameters	Results	Units	Report Limit	DF	Prepared	Analyzed	CAS No.	Qual
8260 MSV Indiana	Analytical Method: EPA 5030/8260							
	Pace Analytical Services - Indianapolis							
Acetone	ND	ug/L	100	1		02/21/23 18:08	67-64-1	
Acrolein	ND	ug/L	50.0	1		02/21/23 18:08	107-02-8	L1,M0
Acrylonitrile	ND	ug/L	100	1		02/21/23 18:08	107-13-1	
Benzene	ND	ug/L	5.0	1		02/21/23 18:08	71-43-2	
Bromobenzene	ND	ug/L	5.0	1		02/21/23 18:08	108-86-1	
Bromochloromethane	ND	ug/L	5.0	1		02/21/23 18:08	74-97-5	
Bromodichloromethane	ND	ug/L	5.0	1		02/21/23 18:08	75-27-4	
Bromoform	ND	ug/L	5.0	1		02/21/23 18:08	75-25-2	
Bromomethane	ND	ug/L	5.0	1		02/21/23 18:08	74-83-9	
2-Butanone (MEK)	ND	ug/L	25.0	1		02/21/23 18:08	78-93-3	
n-Butylbenzene	ND	ug/L	5.0	1		02/21/23 18:08	104-51-8	
sec-Butylbenzene	ND	ug/L	5.0	1		02/21/23 18:08	135-98-8	
tert-Butylbenzene	ND	ug/L	5.0	1		02/21/23 18:08	98-06-6	
Carbon disulfide	ND	ug/L	10.0	1		02/21/23 18:08	75-15-0	
Carbon tetrachloride	ND	ug/L	5.0	1		02/21/23 18:08	56-23-5	
Chlorobenzene	ND	ug/L	5.0	1		02/21/23 18:08	108-90-7	
Chloroethane	ND	ug/L	5.0	1		02/21/23 18:08	75-00-3	
Chloroform	ND	ug/L	5.0	1		02/21/23 18:08	67-66-3	
Chloromethane	ND	ug/L	5.0	1		02/21/23 18:08	74-87-3	
2-Chlorotoluene	ND	ug/L	5.0	1		02/21/23 18:08	95-49-8	
4-Chlorotoluene	ND	ug/L	5.0	1		02/21/23 18:08	106-43-4	
Dibromochloromethane	ND	ug/L	5.0	1		02/21/23 18:08	124-48-1	
1,2-Dibromoethane (EDB)	ND	ug/L	5.0	1		02/21/23 18:08	106-93-4	
Dibromomethane	ND	ug/L	5.0	1		02/21/23 18:08	74-95-3	
1,2-Dichlorobenzene	ND	ug/L	5.0	1		02/21/23 18:08	95-50-1	
1,3-Dichlorobenzene	ND	ug/L	5.0	1		02/21/23 18:08	541-73-1	
1,4-Dichlorobenzene	ND	ug/L	5.0	1		02/21/23 18:08	106-46-7	
trans-1,4-Dichloro-2-butene	ND	ug/L	100	1		02/21/23 18:08	110-57-6	
Dichlorodifluoromethane	ND	ug/L	5.0	1		02/21/23 18:08	75-71-8	
1,1-Dichloroethane	ND	ug/L	5.0	1		02/21/23 18:08	75-34-3	
1,2-Dichloroethane	ND	ug/L	5.0	1		02/21/23 18:08	107-06-2	
1,1-Dichloroethene	ND	ug/L	5.0	1		02/21/23 18:08	75-35-4	
cis-1,2-Dichloroethene	**11.1**	ug/L	5.0	1		02/21/23 18:08	156-59-2	
trans-1,2-Dichloroethene	ND	ug/L	5.0	1		02/21/23 18:08	156-60-5	
1,2-Dichloropropane	ND	ug/L	5.0	1		02/21/23 18:08	78-87-5	
1,3-Dichloropropane	ND	ug/L	5.0	1		02/21/23 18:08	142-28-9	
2,2-Dichloropropane	ND	ug/L	5.0	1		02/21/23 18:08	594-20-7	
1,1-Dichloropropene	ND	ug/L	5.0	1		02/21/23 18:08	563-58-6	
cis-1,3-Dichloropropene	ND	ug/L	5.0	1		02/21/23 18:08	10061-01-5	
trans-1,3-Dichloropropene	ND	ug/L	5.0	1		02/21/23 18:08	10061-02-6	
Ethylbenzene	ND	ug/L	5.0	1		02/21/23 18:08	100-41-4	
Ethyl methacrylate	ND	ug/L	100	1		02/21/23 18:08	97-63-2	
Hexachloro-1,3-butadiene	ND	ug/L	5.0	1		02/21/23 18:08	87-68-3	
n-Hexane	ND	ug/L	5.0	1		02/21/23 18:08	110-54-3	
2-Hexanone	ND	ug/L	25.0	1		02/21/23 18:08	591-78-6	
Iodomethane	ND	ug/L	10.0	1		02/21/23 18:08	74-88-4	

This report shall not be reproduced, except in full,
without the written consent of Pace Analytical Services, LLC.

Pace Analytical Services, LLC
7726 Moller Road
Indianapolis, IN 46268
(317)228-3100

ANALYTICAL RESULTS

Project: HRID 1Q2023 21-1359-01E
Pace Project No.: 50337781

Sample: MW-24 **Lab ID: 50337781001** Collected: 02/17/23 08:11 Received: 02/17/23 14:39 Matrix: Water

Parameters	Results	Units	Report Limit	DF	Prepared	Analyzed	CAS No.	Qual
8260 MSV Indiana	Analytical Method: EPA 5030/8260							
	Pace Analytical Services - Indianapolis							
Isopropylbenzene (Cumene)	ND	ug/L	5.0	1		02/21/23 18:08	98-82-8	
p-Isopropyltoluene	ND	ug/L	5.0	1		02/21/23 18:08	99-87-6	
Methylene Chloride	ND	ug/L	5.0	1		02/21/23 18:08	75-09-2	
1-Methylnaphthalene	ND	ug/L	10.0	1		02/21/23 18:08	90-12-0	
2-Methylnaphthalene	ND	ug/L	10.0	1		02/21/23 18:08	91-57-6	
4-Methyl-2-pentanone (MIBK)	ND	ug/L	25.0	1		02/21/23 18:08	108-10-1	
Methyl-tert-butyl ether	ND	ug/L	4.0	1		02/21/23 18:08	1634-04-4	
Naphthalene	ND	ug/L	1.2	1		02/21/23 18:08	91-20-3	
n-Propylbenzene	ND	ug/L	5.0	1		02/21/23 18:08	103-65-1	
Styrene	ND	ug/L	5.0	1		02/21/23 18:08	100-42-5	
1,1,1,2-Tetrachloroethane	ND	ug/L	5.0	1		02/21/23 18:08	630-20-6	
1,1,2,2-Tetrachloroethane	ND	ug/L	5.0	1		02/21/23 18:08	79-34-5	
Tetrachloroethene	**40.8**	ug/L	5.0	1		02/21/23 18:08	127-18-4	
Toluene	ND	ug/L	5.0	1		02/21/23 18:08	108-88-3	
1,2,3-Trichlorobenzene	ND	ug/L	5.0	1		02/21/23 18:08	87-61-6	
1,2,4-Trichlorobenzene	ND	ug/L	5.0	1		02/21/23 18:08	120-82-1	
1,1,1-Trichloroethane	ND	ug/L	5.0	1		02/21/23 18:08	71-55-6	
1,1,2-Trichloroethane	ND	ug/L	5.0	1		02/21/23 18:08	79-00-5	
Trichloroethene	**8.3**	ug/L	5.0	1		02/21/23 18:08	79-01-6	
Trichlorofluoromethane	ND	ug/L	5.0	1		02/21/23 18:08	75-69-4	
1,2,3-Trichloropropane	ND	ug/L	5.0	1		02/21/23 18:08	96-18-4	
1,2,4-Trimethylbenzene	ND	ug/L	5.0	1		02/21/23 18:08	95-63-6	
1,3,5-Trimethylbenzene	ND	ug/L	5.0	1		02/21/23 18:08	108-67-8	
Vinyl acetate	ND	ug/L	50.0	1		02/21/23 18:08	108-05-4	L1,M0
Vinyl chloride	**2.2**	ug/L	2.0	1		02/21/23 18:08	75-01-4	
Xylene (Total)	ND	ug/L	10.0	1		02/21/23 18:08	1330-20-7	
Surrogates								
Dibromofluoromethane (S)	92	%.	82-128	1		02/21/23 18:08	1868-53-7	
4-Bromofluorobenzene (S)	94	%.	79-124	1		02/21/23 18:08	460-00-4	
Toluene-d8 (S)	99	%.	73-122	1		02/21/23 18:08	2037-26-5	

This report shall not be reproduced, except in full,
without the written consent of Pace Analytical Services, LLC.

Pace Analytical Services, LLC
7726 Moller Road
Indianapolis, IN 46268
(317)228-3100

ANALYTICAL RESULTS

Project: HRID 1Q2023 21-1359-01E
Pace Project No.: 50337781

Sample: MW-36 **Lab ID: 50337781002** Collected: 02/17/23 09:02 Received: 02/17/23 14:39 Matrix: Water

Parameters	Results	Units	Report Limit	DF	Prepared	Analyzed	CAS No.	Qual
8260 MSV Indiana	Analytical Method: EPA 5030/8260							
	Pace Analytical Services - Indianapolis							
Acetone	ND	ug/L	100	1		02/21/23 19:35	67-64-1	
Acrolein	ND	ug/L	50.0	1		02/21/23 19:35	107-02-8	L1
Acrylonitrile	ND	ug/L	100	1		02/21/23 19:35	107-13-1	
Benzene	ND	ug/L	5.0	1		02/21/23 19:35	71-43-2	
Bromobenzene	ND	ug/L	5.0	1		02/21/23 19:35	108-86-1	
Bromochloromethane	ND	ug/L	5.0	1		02/21/23 19:35	74-97-5	
Bromodichloromethane	ND	ug/L	5.0	1		02/21/23 19:35	75-27-4	
Bromoform	ND	ug/L	5.0	1		02/21/23 19:35	75-25-2	
Bromomethane	ND	ug/L	5.0	1		02/21/23 19:35	74-83-9	
2-Butanone (MEK)	ND	ug/L	25.0	1		02/21/23 19:35	78-93-3	
n-Butylbenzene	ND	ug/L	5.0	1		02/21/23 19:35	104-51-8	
sec-Butylbenzene	ND	ug/L	5.0	1		02/21/23 19:35	135-98-8	
tert-Butylbenzene	ND	ug/L	5.0	1		02/21/23 19:35	98-06-6	
Carbon disulfide	ND	ug/L	10.0	1		02/21/23 19:35	75-15-0	
Carbon tetrachloride	ND	ug/L	5.0	1		02/21/23 19:35	56-23-5	
Chlorobenzene	ND	ug/L	5.0	1		02/21/23 19:35	108-90-7	
Chloroethane	ND	ug/L	5.0	1		02/21/23 19:35	75-00-3	
Chloroform	ND	ug/L	5.0	1		02/21/23 19:35	67-66-3	
Chloromethane	ND	ug/L	5.0	1		02/21/23 19:35	74-87-3	
2-Chlorotoluene	ND	ug/L	5.0	1		02/21/23 19:35	95-49-8	
4-Chlorotoluene	ND	ug/L	5.0	1		02/21/23 19:35	106-43-4	
Dibromochloromethane	ND	ug/L	5.0	1		02/21/23 19:35	124-48-1	
1,2-Dibromoethane (EDB)	ND	ug/L	5.0	1		02/21/23 19:35	106-93-4	
Dibromomethane	ND	ug/L	5.0	1		02/21/23 19:35	74-95-3	
1,2-Dichlorobenzene	ND	ug/L	5.0	1		02/21/23 19:35	95-50-1	
1,3-Dichlorobenzene	ND	ug/L	5.0	1		02/21/23 19:35	541-73-1	
1,4-Dichlorobenzene	ND	ug/L	5.0	1		02/21/23 19:35	106-46-7	
trans-1,4-Dichloro-2-butene	ND	ug/L	100	1		02/21/23 19:35	110-57-6	
Dichlorodifluoromethane	ND	ug/L	5.0	1		02/21/23 19:35	75-71-8	
1,1-Dichloroethane	ND	ug/L	5.0	1		02/21/23 19:35	75-34-3	
1,2-Dichloroethane	ND	ug/L	5.0	1		02/21/23 19:35	107-06-2	
1,1-Dichloroethene	ND	ug/L	5.0	1		02/21/23 19:35	75-35-4	
cis-1,2-Dichloroethene	ND	ug/L	5.0	1		02/21/23 19:35	156-59-2	
trans-1,2-Dichloroethene	ND	ug/L	5.0	1		02/21/23 19:35	156-60-5	
1,2-Dichloropropane	ND	ug/L	5.0	1		02/21/23 19:35	78-87-5	
1,3-Dichloropropane	ND	ug/L	5.0	1		02/21/23 19:35	142-28-9	
2,2-Dichloropropane	ND	ug/L	5.0	1		02/21/23 19:35	594-20-7	
1,1-Dichloropropene	ND	ug/L	5.0	1		02/21/23 19:35	563-58-6	
cis-1,3-Dichloropropene	ND	ug/L	5.0	1		02/21/23 19:35	10061-01-5	
trans-1,3-Dichloropropene	ND	ug/L	5.0	1		02/21/23 19:35	10061-02-6	
Ethylbenzene	ND	ug/L	5.0	1		02/21/23 19:35	100-41-4	
Ethyl methacrylate	ND	ug/L	100	1		02/21/23 19:35	97-63-2	
Hexachloro-1,3-butadiene	ND	ug/L	5.0	1		02/21/23 19:35	87-68-3	
n-Hexane	ND	ug/L	5.0	1		02/21/23 19:35	110-54-3	
2-Hexanone	ND	ug/L	25.0	1		02/21/23 19:35	591-78-6	
Iodomethane	ND	ug/L	10.0	1		02/21/23 19:35	74-88-4	

This report shall not be reproduced, except in full,
without the written consent of Pace Analytical Services, LLC.

Pace Analytical Services, LLC
7726 Moller Road
Indianapolis, IN 46268
(317)228-3100

ANALYTICAL RESULTS

Project: HRID 1Q2023 21-1359-01E
Pace Project No.: 50337781

Sample: MW-36 **Lab ID: 50337781002** Collected: 02/17/23 09:02 Received: 02/17/23 14:39 Matrix: Water

Parameters	Results	Units	Report Limit	DF	Prepared	Analyzed	CAS No.	Qual
8260 MSV Indiana	Analytical Method: EPA 5030/8260							
	Pace Analytical Services - Indianapolis							
Isopropylbenzene (Cumene)	ND	ug/L	5.0	1		02/21/23 19:35	98-82-8	
p-Isopropyltoluene	ND	ug/L	5.0	1		02/21/23 19:35	99-87-6	
Methylene Chloride	ND	ug/L	5.0	1		02/21/23 19:35	75-09-2	
1-Methylnaphthalene	ND	ug/L	10.0	1		02/21/23 19:35	90-12-0	
2-Methylnaphthalene	ND	ug/L	10.0	1		02/21/23 19:35	91-57-6	
4-Methyl-2-pentanone (MIBK)	ND	ug/L	25.0	1		02/21/23 19:35	108-10-1	
Methyl-tert-butyl ether	ND	ug/L	4.0	1		02/21/23 19:35	1634-04-4	
Naphthalene	ND	ug/L	1.2	1		02/21/23 19:35	91-20-3	
n-Propylbenzene	ND	ug/L	5.0	1		02/21/23 19:35	103-65-1	
Styrene	ND	ug/L	5.0	1		02/21/23 19:35	100-42-5	
1,1,1,2-Tetrachloroethane	ND	ug/L	5.0	1		02/21/23 19:35	630-20-6	
1,1,2,2-Tetrachloroethane	ND	ug/L	5.0	1		02/21/23 19:35	79-34-5	
Tetrachloroethene	**14.1**	ug/L	5.0	1		02/21/23 19:35	127-18-4	
Toluene	ND	ug/L	5.0	1		02/21/23 19:35	108-88-3	
1,2,3-Trichlorobenzene	ND	ug/L	5.0	1		02/21/23 19:35	87-61-6	
1,2,4-Trichlorobenzene	ND	ug/L	5.0	1		02/21/23 19:35	120-82-1	
1,1,1-Trichloroethane	ND	ug/L	5.0	1		02/21/23 19:35	71-55-6	
1,1,2-Trichloroethane	ND	ug/L	5.0	1		02/21/23 19:35	79-00-5	
Trichloroethene	**20.2**	ug/L	5.0	1		02/21/23 19:35	79-01-6	
Trichlorofluoromethane	ND	ug/L	5.0	1		02/21/23 19:35	75-69-4	
1,2,3-Trichloropropane	ND	ug/L	5.0	1		02/21/23 19:35	96-18-4	
1,2,4-Trimethylbenzene	ND	ug/L	5.0	1		02/21/23 19:35	95-63-6	
1,3,5-Trimethylbenzene	ND	ug/L	5.0	1		02/21/23 19:35	108-67-8	
Vinyl acetate	ND	ug/L	50.0	1		02/21/23 19:35	108-05-4	L1
Vinyl chloride	ND	ug/L	2.0	1		02/21/23 19:35	75-01-4	
Xylene (Total)	ND	ug/L	10.0	1		02/21/23 19:35	1330-20-7	
Surrogates								
Dibromofluoromethane (S)	93	%.	82-128	1		02/21/23 19:35	1868-53-7	
4-Bromofluorobenzene (S)	94	%.	79-124	1		02/21/23 19:35	460-00-4	
Toluene-d8 (S)	100	%.	73-122	1		02/21/23 19:35	2037-26-5	

This report shall not be reproduced, except in full,
without the written consent of Pace Analytical Services, LLC.

Pace Analytical Services, LLC
7726 Moller Road
Indianapolis, IN 46268
(317)228-3100

ANALYTICAL RESULTS

Project: HRID 1Q2023 21-1359-01E
Pace Project No.: 50337781

Sample: MW-32 **Lab ID: 50337781003** Collected: 02/16/23 12:33 Received: 02/17/23 14:39 Matrix: Water

Parameters	Results	Units	Report Limit	DF	Prepared	Analyzed	CAS No.	Qual
8260 MSV Indiana	Analytical Method: EPA 5030/8260							
	Pace Analytical Services - Indianapolis							
Acetone	ND	ug/L	100	1		02/21/23 16:40	67-64-1	
Acrolein	ND	ug/L	50.0	1		02/21/23 16:40	107-02-8	L1
Acrylonitrile	ND	ug/L	100	1		02/21/23 16:40	107-13-1	
Benzene	ND	ug/L	5.0	1		02/21/23 16:40	71-43-2	
Bromobenzene	ND	ug/L	5.0	1		02/21/23 16:40	108-86-1	
Bromochloromethane	ND	ug/L	5.0	1		02/21/23 16:40	74-97-5	
Bromodichloromethane	ND	ug/L	5.0	1		02/21/23 16:40	75-27-4	
Bromoform	ND	ug/L	5.0	1		02/21/23 16:40	75-25-2	
Bromomethane	ND	ug/L	5.0	1		02/21/23 16:40	74-83-9	
2-Butanone (MEK)	ND	ug/L	25.0	1		02/21/23 16:40	78-93-3	
n-Butylbenzene	ND	ug/L	5.0	1		02/21/23 16:40	104-51-8	
sec-Butylbenzene	ND	ug/L	5.0	1		02/21/23 16:40	135-98-8	
tert-Butylbenzene	ND	ug/L	5.0	1		02/21/23 16:40	98-06-6	
Carbon disulfide	ND	ug/L	10.0	1		02/21/23 16:40	75-15-0	
Carbon tetrachloride	ND	ug/L	5.0	1		02/21/23 16:40	56-23-5	
Chlorobenzene	ND	ug/L	5.0	1		02/21/23 16:40	108-90-7	
Chloroethane	ND	ug/L	5.0	1		02/21/23 16:40	75-00-3	
Chloroform	ND	ug/L	5.0	1		02/21/23 16:40	67-66-3	
Chloromethane	ND	ug/L	5.0	1		02/21/23 16:40	74-87-3	
2-Chlorotoluene	ND	ug/L	5.0	1		02/21/23 16:40	95-49-8	
4-Chlorotoluene	ND	ug/L	5.0	1		02/21/23 16:40	106-43-4	
Dibromochloromethane	ND	ug/L	5.0	1		02/21/23 16:40	124-48-1	
1,2-Dibromoethane (EDB)	ND	ug/L	5.0	1		02/21/23 16:40	106-93-4	
Dibromomethane	ND	ug/L	5.0	1		02/21/23 16:40	74-95-3	
1,2-Dichlorobenzene	ND	ug/L	5.0	1		02/21/23 16:40	95-50-1	
1,3-Dichlorobenzene	ND	ug/L	5.0	1		02/21/23 16:40	541-73-1	
1,4-Dichlorobenzene	ND	ug/L	5.0	1		02/21/23 16:40	106-46-7	
trans-1,4-Dichloro-2-butene	ND	ug/L	100	1		02/21/23 16:40	110-57-6	
Dichlorodifluoromethane	ND	ug/L	5.0	1		02/21/23 16:40	75-71-8	
1,1-Dichloroethane	ND	ug/L	5.0	1		02/21/23 16:40	75-34-3	
1,2-Dichloroethane	ND	ug/L	5.0	1		02/21/23 16:40	107-06-2	
1,1-Dichloroethene	ND	ug/L	5.0	1		02/21/23 16:40	75-35-4	
cis-1,2-Dichloroethene	**17.5**	ug/L	5.0	1		02/21/23 16:40	156-59-2	
trans-1,2-Dichloroethene	ND	ug/L	5.0	1		02/21/23 16:40	156-60-5	
1,2-Dichloropropane	ND	ug/L	5.0	1		02/21/23 16:40	78-87-5	
1,3-Dichloropropane	ND	ug/L	5.0	1		02/21/23 16:40	142-28-9	
2,2-Dichloropropane	ND	ug/L	5.0	1		02/21/23 16:40	594-20-7	
1,1-Dichloropropene	ND	ug/L	5.0	1		02/21/23 16:40	563-58-6	
cis-1,3-Dichloropropene	ND	ug/L	5.0	1		02/21/23 16:40	10061-01-5	
trans-1,3-Dichloropropene	ND	ug/L	5.0	1		02/21/23 16:40	10061-02-6	
Ethylbenzene	ND	ug/L	5.0	1		02/21/23 16:40	100-41-4	
Ethyl methacrylate	ND	ug/L	100	1		02/21/23 16:40	97-63-2	
Hexachloro-1,3-butadiene	ND	ug/L	5.0	1		02/21/23 16:40	87-68-3	
n-Hexane	ND	ug/L	5.0	1		02/21/23 16:40	110-54-3	
2-Hexanone	ND	ug/L	25.0	1		02/21/23 16:40	591-78-6	
Iodomethane	ND	ug/L	10.0	1		02/21/23 16:40	74-88-4	

This report shall not be reproduced, except in full,
without the written consent of Pace Analytical Services, LLC.

Pace Analytical Services, LLC
7726 Moller Road
Indianapolis, IN 46268
(317)228-3100

ANALYTICAL RESULTS

Project: HRID 1Q2023 21-1359-01E
Pace Project No.: 50337781

Sample: MW-32 **Lab ID: 50337781003** Collected: 02/16/23 12:33 Received: 02/17/23 14:39 Matrix: Water

Parameters	Results	Units	Report Limit	DF	Prepared	Analyzed	CAS No.	Qual
8260 MSV Indiana	Analytical Method: EPA 5030/8260							
	Pace Analytical Services - Indianapolis							
Isopropylbenzene (Cumene)	ND	ug/L	5.0	1		02/21/23 16:40	98-82-8	
p-Isopropyltoluene	ND	ug/L	5.0	1		02/21/23 16:40	99-87-6	
Methylene Chloride	ND	ug/L	5.0	1		02/21/23 16:40	75-09-2	
1-Methylnaphthalene	ND	ug/L	10.0	1		02/21/23 16:40	90-12-0	
2-Methylnaphthalene	ND	ug/L	10.0	1		02/21/23 16:40	91-57-6	
4-Methyl-2-pentanone (MIBK)	ND	ug/L	25.0	1		02/21/23 16:40	108-10-1	
Methyl-tert-butyl ether	ND	ug/L	4.0	1		02/21/23 16:40	1634-04-4	
Naphthalene	ND	ug/L	1.2	1		02/21/23 16:40	91-20-3	
n-Propylbenzene	ND	ug/L	5.0	1		02/21/23 16:40	103-65-1	
Styrene	ND	ug/L	5.0	1		02/21/23 16:40	100-42-5	
1,1,1,2-Tetrachloroethane	ND	ug/L	5.0	1		02/21/23 16:40	630-20-6	
1,1,2,2-Tetrachloroethane	ND	ug/L	5.0	1		02/21/23 16:40	79-34-5	
Tetrachloroethene	**9.9**	ug/L	5.0	1		02/21/23 16:40	127-18-4	
Toluene	ND	ug/L	5.0	1		02/21/23 16:40	108-88-3	
1,2,3-Trichlorobenzene	ND	ug/L	5.0	1		02/21/23 16:40	87-61-6	
1,2,4-Trichlorobenzene	ND	ug/L	5.0	1		02/21/23 16:40	120-82-1	
1,1,1-Trichloroethane	ND	ug/L	5.0	1		02/21/23 16:40	71-55-6	
1,1,2-Trichloroethane	ND	ug/L	5.0	1		02/21/23 16:40	79-00-5	
Trichloroethene	**15.4**	ug/L	5.0	1		02/21/23 16:40	79-01-6	
Trichlorofluoromethane	ND	ug/L	5.0	1		02/21/23 16:40	75-69-4	
1,2,3-Trichloropropane	ND	ug/L	5.0	1		02/21/23 16:40	96-18-4	
1,2,4-Trimethylbenzene	ND	ug/L	5.0	1		02/21/23 16:40	95-63-6	
1,3,5-Trimethylbenzene	ND	ug/L	5.0	1		02/21/23 16:40	108-67-8	
Vinyl acetate	ND	ug/L	50.0	1		02/21/23 16:40	108-05-4	L1
Vinyl chloride	ND	ug/L	2.0	1		02/21/23 16:40	75-01-4	
Xylene (Total)	ND	ug/L	10.0	1		02/21/23 16:40	1330-20-7	
Surrogates								
Dibromofluoromethane (S)	93	%.	82-128	1		02/21/23 16:40	1868-53-7	
4-Bromofluorobenzene (S)	96	%.	79-124	1		02/21/23 16:40	460-00-4	
Toluene-d8 (S)	99	%.	73-122	1		02/21/23 16:40	2037-26-5	

This report shall not be reproduced, except in full,
without the written consent of Pace Analytical Services, LLC.

Pace Analytical Services, LLC
7726 Moller Road
Indianapolis, IN 46268
(317)228-3100

ANALYTICAL RESULTS

Project: HRID 1Q2023 21-1359-01E
Pace Project No.: 50337781

Sample: MW-26 **Lab ID: 50337781004** Collected: 02/16/23 11:49 Received: 02/17/23 14:39 Matrix: Water

Parameters	Results	Units	Report Limit	DF	Prepared	Analyzed	CAS No.	Qual
8260 MSV Indiana	Analytical Method: EPA 5030/8260							
	Pace Analytical Services - Indianapolis							
Acetone	ND	ug/L	100	1		02/21/23 17:10	67-64-1	
Acrolein	ND	ug/L	50.0	1		02/21/23 17:10	107-02-8	L1
Acrylonitrile	ND	ug/L	100	1		02/21/23 17:10	107-13-1	
Benzene	ND	ug/L	5.0	1		02/21/23 17:10	71-43-2	
Bromobenzene	ND	ug/L	5.0	1		02/21/23 17:10	108-86-1	
Bromochloromethane	ND	ug/L	5.0	1		02/21/23 17:10	74-97-5	
Bromodichloromethane	ND	ug/L	5.0	1		02/21/23 17:10	75-27-4	
Bromoform	ND	ug/L	5.0	1		02/21/23 17:10	75-25-2	
Bromomethane	ND	ug/L	5.0	1		02/21/23 17:10	74-83-9	
2-Butanone (MEK)	ND	ug/L	25.0	1		02/21/23 17:10	78-93-3	
n-Butylbenzene	ND	ug/L	5.0	1		02/21/23 17:10	104-51-8	
sec-Butylbenzene	ND	ug/L	5.0	1		02/21/23 17:10	135-98-8	
tert-Butylbenzene	ND	ug/L	5.0	1		02/21/23 17:10	98-06-6	
Carbon disulfide	ND	ug/L	10.0	1		02/21/23 17:10	75-15-0	
Carbon tetrachloride	ND	ug/L	5.0	1		02/21/23 17:10	56-23-5	
Chlorobenzene	ND	ug/L	5.0	1		02/21/23 17:10	108-90-7	
Chloroethane	ND	ug/L	5.0	1		02/21/23 17:10	75-00-3	
Chloroform	ND	ug/L	5.0	1		02/21/23 17:10	67-66-3	
Chloromethane	ND	ug/L	5.0	1		02/21/23 17:10	74-87-3	
2-Chlorotoluene	ND	ug/L	5.0	1		02/21/23 17:10	95-49-8	
4-Chlorotoluene	ND	ug/L	5.0	1		02/21/23 17:10	106-43-4	
Dibromochloromethane	ND	ug/L	5.0	1		02/21/23 17:10	124-48-1	
1,2-Dibromoethane (EDB)	ND	ug/L	5.0	1		02/21/23 17:10	106-93-4	
Dibromomethane	ND	ug/L	5.0	1		02/21/23 17:10	74-95-3	
1,2-Dichlorobenzene	ND	ug/L	5.0	1		02/21/23 17:10	95-50-1	
1,3-Dichlorobenzene	ND	ug/L	5.0	1		02/21/23 17:10	541-73-1	
1,4-Dichlorobenzene	ND	ug/L	5.0	1		02/21/23 17:10	106-46-7	
trans-1,4-Dichloro-2-butene	ND	ug/L	100	1		02/21/23 17:10	110-57-6	
Dichlorodifluoromethane	ND	ug/L	5.0	1		02/21/23 17:10	75-71-8	
1,1-Dichloroethane	ND	ug/L	5.0	1		02/21/23 17:10	75-34-3	
1,2-Dichloroethane	ND	ug/L	5.0	1		02/21/23 17:10	107-06-2	
1,1-Dichloroethene	ND	ug/L	5.0	1		02/21/23 17:10	75-35-4	
cis-1,2-Dichloroethene	ND	ug/L	5.0	1		02/21/23 17:10	156-59-2	
trans-1,2-Dichloroethene	ND	ug/L	5.0	1		02/21/23 17:10	156-60-5	
1,2-Dichloropropane	ND	ug/L	5.0	1		02/21/23 17:10	78-87-5	
1,3-Dichloropropane	ND	ug/L	5.0	1		02/21/23 17:10	142-28-9	
2,2-Dichloropropane	ND	ug/L	5.0	1		02/21/23 17:10	594-20-7	
1,1-Dichloropropene	ND	ug/L	5.0	1		02/21/23 17:10	563-58-6	
cis-1,3-Dichloropropene	ND	ug/L	5.0	1		02/21/23 17:10	10061-01-5	
trans-1,3-Dichloropropene	ND	ug/L	5.0	1		02/21/23 17:10	10061-02-6	
Ethylbenzene	ND	ug/L	5.0	1		02/21/23 17:10	100-41-4	
Ethyl methacrylate	ND	ug/L	100	1		02/21/23 17:10	97-63-2	
Hexachloro-1,3-butadiene	ND	ug/L	5.0	1		02/21/23 17:10	87-68-3	
n-Hexane	ND	ug/L	5.0	1		02/21/23 17:10	110-54-3	
2-Hexanone	ND	ug/L	25.0	1		02/21/23 17:10	591-78-6	
Iodomethane	ND	ug/L	10.0	1		02/21/23 17:10	74-88-4	

This report shall not be reproduced, except in full,
without the written consent of Pace Analytical Services, LLC.

Pace Analytical Services, LLC
7726 Moller Road
Indianapolis, IN 46268
(317)228-3100

ANALYTICAL RESULTS

Project: HRID 1Q2023 21-1359-01E
Pace Project No.: 50337781

Sample: MW-26 **Lab ID: 50337781004** Collected: 02/16/23 11:49 Received: 02/17/23 14:39 Matrix: Water

Parameters	Results	Units	Report Limit	DF	Prepared	Analyzed	CAS No.	Qual
8260 MSV Indiana	Analytical Method: EPA 5030/8260							
	Pace Analytical Services - Indianapolis							
Isopropylbenzene (Cumene)	ND	ug/L	5.0	1		02/21/23 17:10	98-82-8	
p-Isopropyltoluene	ND	ug/L	5.0	1		02/21/23 17:10	99-87-6	
Methylene Chloride	ND	ug/L	5.0	1		02/21/23 17:10	75-09-2	
1-Methylnaphthalene	ND	ug/L	10.0	1		02/21/23 17:10	90-12-0	
2-Methylnaphthalene	ND	ug/L	10.0	1		02/21/23 17:10	91-57-6	
4-Methyl-2-pentanone (MIBK)	ND	ug/L	25.0	1		02/21/23 17:10	108-10-1	
Methyl-tert-butyl ether	ND	ug/L	4.0	1		02/21/23 17:10	1634-04-4	
Naphthalene	ND	ug/L	1.2	1		02/21/23 17:10	91-20-3	
n-Propylbenzene	ND	ug/L	5.0	1		02/21/23 17:10	103-65-1	
Styrene	ND	ug/L	5.0	1		02/21/23 17:10	100-42-5	
1,1,1,2-Tetrachloroethane	ND	ug/L	5.0	1		02/21/23 17:10	630-20-6	
1,1,2,2-Tetrachloroethane	ND	ug/L	5.0	1		02/21/23 17:10	79-34-5	
Tetrachloroethene	**11.0**	ug/L	5.0	1		02/21/23 17:10	127-18-4	
Toluene	ND	ug/L	5.0	1		02/21/23 17:10	108-88-3	
1,2,3-Trichlorobenzene	ND	ug/L	5.0	1		02/21/23 17:10	87-61-6	
1,2,4-Trichlorobenzene	ND	ug/L	5.0	1		02/21/23 17:10	120-82-1	
1,1,1-Trichloroethane	ND	ug/L	5.0	1		02/21/23 17:10	71-55-6	
1,1,2-Trichloroethane	ND	ug/L	5.0	1		02/21/23 17:10	79-00-5	
Trichloroethene	**18.7**	ug/L	5.0	1		02/21/23 17:10	79-01-6	
Trichlorofluoromethane	ND	ug/L	5.0	1		02/21/23 17:10	75-69-4	
1,2,3-Trichloropropane	ND	ug/L	5.0	1		02/21/23 17:10	96-18-4	
1,2,4-Trimethylbenzene	ND	ug/L	5.0	1		02/21/23 17:10	95-63-6	
1,3,5-Trimethylbenzene	ND	ug/L	5.0	1		02/21/23 17:10	108-67-8	
Vinyl acetate	ND	ug/L	50.0	1		02/21/23 17:10	108-05-4	L1
Vinyl chloride	ND	ug/L	2.0	1		02/21/23 17:10	75-01-4	
Xylene (Total)	ND	ug/L	10.0	1		02/21/23 17:10	1330-20-7	
Surrogates								
Dibromofluoromethane (S)	93	%.	82-128	1		02/21/23 17:10	1868-53-7	
4-Bromofluorobenzene (S)	95	%.	79-124	1		02/21/23 17:10	460-00-4	
Toluene-d8 (S)	98	%.	73-122	1		02/21/23 17:10	2037-26-5	

This report shall not be reproduced, except in full,
without the written consent of Pace Analytical Services, LLC.

Pace Analytical Services, LLC
7726 Moller Road
Indianapolis, IN 46268
(317)228-3100

ANALYTICAL RESULTS

Project: HRID 1Q2023 21-1359-01E
Pace Project No.: 50337781

Sample: MW-33 **Lab ID: 50337781005** Collected: 02/17/23 09:57 Received: 02/17/23 14:39 Matrix: Water

Parameters	Results	Units	Report Limit	DF	Prepared	Analyzed	CAS No.	Qual
8260 MSV Indiana	Analytical Method: EPA 5030/8260							
	Pace Analytical Services - Indianapolis							
Acetone	ND	ug/L	100	1		02/20/23 20:25	67-64-1	
Acrolein	ND	ug/L	50.0	1		02/20/23 20:25	107-02-8	
Acrylonitrile	ND	ug/L	100	1		02/20/23 20:25	107-13-1	
Benzene	ND	ug/L	5.0	1		02/20/23 20:25	71-43-2	
Bromobenzene	ND	ug/L	5.0	1		02/20/23 20:25	108-86-1	
Bromochloromethane	ND	ug/L	5.0	1		02/20/23 20:25	74-97-5	M1
Bromodichloromethane	ND	ug/L	5.0	1		02/20/23 20:25	75-27-4	M1
Bromoform	ND	ug/L	5.0	1		02/20/23 20:25	75-25-2	
Bromomethane	ND	ug/L	5.0	1		02/20/23 20:25	74-83-9	R1
2-Butanone (MEK)	ND	ug/L	25.0	1		02/20/23 20:25	78-93-3	
n-Butylbenzene	ND	ug/L	5.0	1		02/20/23 20:25	104-51-8	
sec-Butylbenzene	ND	ug/L	5.0	1		02/20/23 20:25	135-98-8	
tert-Butylbenzene	ND	ug/L	5.0	1		02/20/23 20:25	98-06-6	
Carbon disulfide	ND	ug/L	10.0	1		02/20/23 20:25	75-15-0	
Carbon tetrachloride	ND	ug/L	5.0	1		02/20/23 20:25	56-23-5	
Chlorobenzene	ND	ug/L	5.0	1		02/20/23 20:25	108-90-7	
Chloroethane	ND	ug/L	5.0	1		02/20/23 20:25	75-00-3	
Chloroform	ND	ug/L	5.0	1		02/20/23 20:25	67-66-3	
Chloromethane	ND	ug/L	5.0	1		02/20/23 20:25	74-87-3	
2-Chlorotoluene	ND	ug/L	5.0	1		02/20/23 20:25	95-49-8	
4-Chlorotoluene	ND	ug/L	5.0	1		02/20/23 20:25	106-43-4	
Dibromochloromethane	ND	ug/L	5.0	1		02/20/23 20:25	124-48-1	
1,2-Dibromoethane (EDB)	ND	ug/L	5.0	1		02/20/23 20:25	106-93-4	
Dibromomethane	ND	ug/L	5.0	1		02/20/23 20:25	74-95-3	
1,2-Dichlorobenzene	ND	ug/L	5.0	1		02/20/23 20:25	95-50-1	
1,3-Dichlorobenzene	ND	ug/L	5.0	1		02/20/23 20:25	541-73-1	
1,4-Dichlorobenzene	ND	ug/L	5.0	1		02/20/23 20:25	106-46-7	
trans-1,4-Dichloro-2-butene	ND	ug/L	100	1		02/20/23 20:25	110-57-6	
Dichlorodifluoromethane	ND	ug/L	5.0	1		02/20/23 20:25	75-71-8	R1
1,1-Dichloroethane	ND	ug/L	5.0	1		02/20/23 20:25	75-34-3	
1,2-Dichloroethane	ND	ug/L	5.0	1		02/20/23 20:25	107-06-2	
1,1-Dichloroethene	ND	ug/L	5.0	1		02/20/23 20:25	75-35-4	
cis-1,2-Dichloroethene	**8.4**	ug/L	5.0	1		02/20/23 20:25	156-59-2	
trans-1,2-Dichloroethene	ND	ug/L	5.0	1		02/20/23 20:25	156-60-5	
1,2-Dichloropropane	ND	ug/L	5.0	1		02/20/23 20:25	78-87-5	
1,3-Dichloropropane	ND	ug/L	5.0	1		02/20/23 20:25	142-28-9	
2,2-Dichloropropane	ND	ug/L	5.0	1		02/20/23 20:25	594-20-7	
1,1-Dichloropropene	ND	ug/L	5.0	1		02/20/23 20:25	563-58-6	
cis-1,3-Dichloropropene	ND	ug/L	5.0	1		02/20/23 20:25	10061-01-5	
trans-1,3-Dichloropropene	ND	ug/L	5.0	1		02/20/23 20:25	10061-02-6	
Ethylbenzene	ND	ug/L	5.0	1		02/20/23 20:25	100-41-4	
Ethyl methacrylate	ND	ug/L	100	1		02/20/23 20:25	97-63-2	
Hexachloro-1,3-butadiene	ND	ug/L	5.0	1		02/20/23 20:25	87-68-3	
n-Hexane	ND	ug/L	5.0	1		02/20/23 20:25	110-54-3	
2-Hexanone	ND	ug/L	25.0	1		02/20/23 20:25	591-78-6	
Iodomethane	ND	ug/L	10.0	1		02/20/23 20:25	74-88-4	R1

This report shall not be reproduced, except in full,
without the written consent of Pace Analytical Services, LLC.

Pace Analytical Services, LLC
7726 Moller Road
Indianapolis, IN 46268
(317)228-3100

ANALYTICAL RESULTS

Project: HRID 1Q2023 21-1359-01E
Pace Project No.: 50337781

Sample: MW-33 **Lab ID: 50337781005** Collected: 02/17/23 09:57 Received: 02/17/23 14:39 Matrix: Water

Parameters	Results	Units	Report Limit	DF	Prepared	Analyzed	CAS No.	Qual
8260 MSV Indiana	Analytical Method: EPA 5030/8260							
	Pace Analytical Services - Indianapolis							
Isopropylbenzene (Cumene)	ND	ug/L	5.0	1		02/20/23 20:25	98-82-8	
p-Isopropyltoluene	ND	ug/L	5.0	1		02/20/23 20:25	99-87-6	
Methylene Chloride	ND	ug/L	5.0	1		02/20/23 20:25	75-09-2	
1-Methylnaphthalene	ND	ug/L	10.0	1		02/20/23 20:25	90-12-0	
2-Methylnaphthalene	ND	ug/L	10.0	1		02/20/23 20:25	91-57-6	
4-Methyl-2-pentanone (MIBK)	ND	ug/L	25.0	1		02/20/23 20:25	108-10-1	
Methyl-tert-butyl ether	ND	ug/L	4.0	1		02/20/23 20:25	1634-04-4	
Naphthalene	ND	ug/L	1.2	1		02/20/23 20:25	91-20-3	
n-Propylbenzene	ND	ug/L	5.0	1		02/20/23 20:25	103-65-1	
Styrene	ND	ug/L	5.0	1		02/20/23 20:25	100-42-5	
1,1,1,2-Tetrachloroethane	ND	ug/L	5.0	1		02/20/23 20:25	630-20-6	
1,1,2,2-Tetrachloroethane	ND	ug/L	5.0	1		02/20/23 20:25	79-34-5	
Tetrachloroethene	**29.3**	ug/L	5.0	1		02/20/23 20:25	127-18-4	
Toluene	ND	ug/L	5.0	1		02/20/23 20:25	108-88-3	
1,2,3-Trichlorobenzene	ND	ug/L	5.0	1		02/20/23 20:25	87-61-6	
1,2,4-Trichlorobenzene	ND	ug/L	5.0	1		02/20/23 20:25	120-82-1	
1,1,1-Trichloroethane	ND	ug/L	5.0	1		02/20/23 20:25	71-55-6	
1,1,2-Trichloroethane	ND	ug/L	5.0	1		02/20/23 20:25	79-00-5	
Trichloroethene	**49.4**	ug/L	5.0	1		02/20/23 20:25	79-01-6	
Trichlorofluoromethane	ND	ug/L	5.0	1		02/20/23 20:25	75-69-4	
1,2,3-Trichloropropane	ND	ug/L	5.0	1		02/20/23 20:25	96-18-4	
1,2,4-Trimethylbenzene	ND	ug/L	5.0	1		02/20/23 20:25	95-63-6	
1,3,5-Trimethylbenzene	ND	ug/L	5.0	1		02/20/23 20:25	108-67-8	
Vinyl acetate	ND	ug/L	50.0	1		02/20/23 20:25	108-05-4	L1,M0
Vinyl chloride	ND	ug/L	2.0	1		02/20/23 20:25	75-01-4	
Xylene (Total)	ND	ug/L	10.0	1		02/20/23 20:25	1330-20-7	
Surrogates								
Dibromofluoromethane (S)	98	%.	82-128	1		02/20/23 20:25	1868-53-7	
4-Bromofluorobenzene (S)	101	%.	79-124	1		02/20/23 20:25	460-00-4	
Toluene-d8 (S)	99	%.	73-122	1		02/20/23 20:25	2037-26-5	

This report shall not be reproduced, except in full,
without the written consent of Pace Analytical Services, LLC.

Pace Analytical Services, LLC
7726 Moller Road
Indianapolis, IN 46268
(317)228-3100

ANALYTICAL RESULTS

Project: HRID 1Q2023 21-1359-01E
Pace Project No.: 50337781

Sample: MW-40 **Lab ID: 50337781006** Collected: 02/16/23 15:21 Received: 02/17/23 14:39 Matrix: Water

Parameters	Results	Units	Report Limit	DF	Prepared	Analyzed	CAS No.	Qual
8260 MSV Indiana	Analytical Method: EPA 5030/8260							
	Pace Analytical Services - Indianapolis							
Acetone	ND	ug/L	100	1		02/21/23 17:39	67-64-1	
Acrolein	ND	ug/L	50.0	1		02/21/23 17:39	107-02-8	L1
Acrylonitrile	ND	ug/L	100	1		02/21/23 17:39	107-13-1	
Benzene	ND	ug/L	5.0	1		02/21/23 17:39	71-43-2	
Bromobenzene	ND	ug/L	5.0	1		02/21/23 17:39	108-86-1	
Bromochloromethane	ND	ug/L	5.0	1		02/21/23 17:39	74-97-5	
Bromodichloromethane	ND	ug/L	5.0	1		02/21/23 17:39	75-27-4	
Bromoform	ND	ug/L	5.0	1		02/21/23 17:39	75-25-2	
Bromomethane	ND	ug/L	5.0	1		02/21/23 17:39	74-83-9	
2-Butanone (MEK)	ND	ug/L	25.0	1		02/21/23 17:39	78-93-3	
n-Butylbenzene	ND	ug/L	5.0	1		02/21/23 17:39	104-51-8	
sec-Butylbenzene	ND	ug/L	5.0	1		02/21/23 17:39	135-98-8	
tert-Butylbenzene	ND	ug/L	5.0	1		02/21/23 17:39	98-06-6	
Carbon disulfide	ND	ug/L	10.0	1		02/21/23 17:39	75-15-0	
Carbon tetrachloride	ND	ug/L	5.0	1		02/21/23 17:39	56-23-5	
Chlorobenzene	ND	ug/L	5.0	1		02/21/23 17:39	108-90-7	
Chloroethane	ND	ug/L	5.0	1		02/21/23 17:39	75-00-3	
Chloroform	ND	ug/L	5.0	1		02/21/23 17:39	67-66-3	
Chloromethane	ND	ug/L	5.0	1		02/21/23 17:39	74-87-3	
2-Chlorotoluene	ND	ug/L	5.0	1		02/21/23 17:39	95-49-8	
4-Chlorotoluene	ND	ug/L	5.0	1		02/21/23 17:39	106-43-4	
Dibromochloromethane	ND	ug/L	5.0	1		02/21/23 17:39	124-48-1	
1,2-Dibromoethane (EDB)	ND	ug/L	5.0	1		02/21/23 17:39	106-93-4	
Dibromomethane	ND	ug/L	5.0	1		02/21/23 17:39	74-95-3	
1,2-Dichlorobenzene	ND	ug/L	5.0	1		02/21/23 17:39	95-50-1	
1,3-Dichlorobenzene	ND	ug/L	5.0	1		02/21/23 17:39	541-73-1	
1,4-Dichlorobenzene	ND	ug/L	5.0	1		02/21/23 17:39	106-46-7	
trans-1,4-Dichloro-2-butene	ND	ug/L	100	1		02/21/23 17:39	110-57-6	
Dichlorodifluoromethane	ND	ug/L	5.0	1		02/21/23 17:39	75-71-8	
1,1-Dichloroethane	ND	ug/L	5.0	1		02/21/23 17:39	75-34-3	
1,2-Dichloroethane	ND	ug/L	5.0	1		02/21/23 17:39	107-06-2	
1,1-Dichloroethene	ND	ug/L	5.0	1		02/21/23 17:39	75-35-4	
cis-1,2-Dichloroethene	**218**	ug/L	5.0	1		02/21/23 17:39	156-59-2	
trans-1,2-Dichloroethene	**260**	ug/L	50.0	10		02/22/23 09:25	156-60-5	
1,2-Dichloropropane	ND	ug/L	5.0	1		02/21/23 17:39	78-87-5	
1,3-Dichloropropane	ND	ug/L	5.0	1		02/21/23 17:39	142-28-9	
2,2-Dichloropropane	ND	ug/L	5.0	1		02/21/23 17:39	594-20-7	
1,1-Dichloropropene	ND	ug/L	5.0	1		02/21/23 17:39	563-58-6	
cis-1,3-Dichloropropene	ND	ug/L	5.0	1		02/21/23 17:39	10061-01-5	
trans-1,3-Dichloropropene	ND	ug/L	5.0	1		02/21/23 17:39	10061-02-6	
Ethylbenzene	ND	ug/L	5.0	1		02/21/23 17:39	100-41-4	
Ethyl methacrylate	ND	ug/L	100	1		02/21/23 17:39	97-63-2	
Hexachloro-1,3-butadiene	ND	ug/L	5.0	1		02/21/23 17:39	87-68-3	
n-Hexane	ND	ug/L	5.0	1		02/21/23 17:39	110-54-3	
2-Hexanone	ND	ug/L	25.0	1		02/21/23 17:39	591-78-6	
Iodomethane	ND	ug/L	10.0	1		02/21/23 17:39	74-88-4	

This report shall not be reproduced, except in full,
without the written consent of Pace Analytical Services, LLC.

Pace Analytical Services, LLC
7726 Moller Road
Indianapolis, IN 46268
(317)228-3100

ANALYTICAL RESULTS

Project: HRID 1Q2023 21-1359-01E
Pace Project No.: 50337781

Sample: MW-40 **Lab ID: 50337781006** Collected: 02/16/23 15:21 Received: 02/17/23 14:39 Matrix: Water

Parameters	Results	Units	Report Limit	DF	Prepared	Analyzed	CAS No.	Qual
8260 MSV Indiana	Analytical Method: EPA 5030/8260							
	Pace Analytical Services - Indianapolis							
Isopropylbenzene (Cumene)	ND	ug/L	5.0	1		02/21/23 17:39	98-82-8	
p-Isopropyltoluene	ND	ug/L	5.0	1		02/21/23 17:39	99-87-6	
Methylene Chloride	ND	ug/L	5.0	1		02/21/23 17:39	75-09-2	
1-Methylnaphthalene	ND	ug/L	10.0	1		02/21/23 17:39	90-12-0	
2-Methylnaphthalene	ND	ug/L	10.0	1		02/21/23 17:39	91-57-6	
4-Methyl-2-pentanone (MIBK)	ND	ug/L	25.0	1		02/21/23 17:39	108-10-1	
Methyl-tert-butyl ether	ND	ug/L	4.0	1		02/21/23 17:39	1634-04-4	
Naphthalene	ND	ug/L	1.2	1		02/21/23 17:39	91-20-3	
n-Propylbenzene	ND	ug/L	5.0	1		02/21/23 17:39	103-65-1	
Styrene	ND	ug/L	5.0	1		02/21/23 17:39	100-42-5	
1,1,1,2-Tetrachloroethane	ND	ug/L	5.0	1		02/21/23 17:39	630-20-6	
1,1,2,2-Tetrachloroethane	ND	ug/L	5.0	1		02/21/23 17:39	79-34-5	
Tetrachloroethene	ND	ug/L	5.0	1		02/21/23 17:39	127-18-4	
Toluene	ND	ug/L	5.0	1		02/21/23 17:39	108-88-3	
1,2,3-Trichlorobenzene	ND	ug/L	5.0	1		02/21/23 17:39	87-61-6	
1,2,4-Trichlorobenzene	ND	ug/L	5.0	1		02/21/23 17:39	120-82-1	
1,1,1-Trichloroethane	ND	ug/L	5.0	1		02/21/23 17:39	71-55-6	
1,1,2-Trichloroethane	ND	ug/L	5.0	1		02/21/23 17:39	79-00-5	
Trichloroethene	**167**	ug/L	5.0	1		02/21/23 17:39	79-01-6	
Trichlorofluoromethane	ND	ug/L	5.0	1		02/21/23 17:39	75-69-4	
1,2,3-Trichloropropane	ND	ug/L	5.0	1		02/21/23 17:39	96-18-4	
1,2,4-Trimethylbenzene	ND	ug/L	5.0	1		02/21/23 17:39	95-63-6	
1,3,5-Trimethylbenzene	ND	ug/L	5.0	1		02/21/23 17:39	108-67-8	
Vinyl acetate	ND	ug/L	50.0	1		02/21/23 17:39	108-05-4	L1
Vinyl chloride	**2.3**	ug/L	2.0	1		02/21/23 17:39	75-01-4	
Xylene (Total)	ND	ug/L	10.0	1		02/21/23 17:39	1330-20-7	
Surrogates								
Dibromofluoromethane (S)	94	%.	82-128	1		02/21/23 17:39	1868-53-7	
4-Bromofluorobenzene (S)	95	%.	79-124	1		02/21/23 17:39	460-00-4	
Toluene-d8 (S)	98	%.	73-122	1		02/21/23 17:39	2037-26-5	

This report shall not be reproduced, except in full,
without the written consent of Pace Analytical Services, LLC.

Pace Analytical Services, LLC
7726 Moller Road
Indianapolis, IN 46268
(317)228-3100

ANALYTICAL RESULTS

Project: HRID 1Q2023 21-1359-01E
Pace Project No.: 50337781

Sample: MW-43D **Lab ID: 50337781007** Collected: 02/17/23 12:33 Received: 02/17/23 14:39 Matrix: Water

Parameters	Results	Units	Report Limit	DF	Prepared	Analyzed	CAS No.	Qual
8260 MSV Indiana	Analytical Method: EPA 5030/8260							
	Pace Analytical Services - Indianapolis							
Acetone	ND	ug/L	100	1		02/21/23 20:05	67-64-1	
Acrolein	ND	ug/L	50.0	1		02/21/23 20:05	107-02-8	L1
Acrylonitrile	ND	ug/L	100	1		02/21/23 20:05	107-13-1	
Benzene	ND	ug/L	5.0	1		02/21/23 20:05	71-43-2	
Bromobenzene	ND	ug/L	5.0	1		02/21/23 20:05	108-86-1	
Bromochloromethane	ND	ug/L	5.0	1		02/21/23 20:05	74-97-5	
Bromodichloromethane	ND	ug/L	5.0	1		02/21/23 20:05	75-27-4	
Bromoform	ND	ug/L	5.0	1		02/21/23 20:05	75-25-2	
Bromomethane	ND	ug/L	5.0	1		02/21/23 20:05	74-83-9	
2-Butanone (MEK)	ND	ug/L	25.0	1		02/21/23 20:05	78-93-3	
n-Butylbenzene	ND	ug/L	5.0	1		02/21/23 20:05	104-51-8	
sec-Butylbenzene	ND	ug/L	5.0	1		02/21/23 20:05	135-98-8	
tert-Butylbenzene	ND	ug/L	5.0	1		02/21/23 20:05	98-06-6	
Carbon disulfide	ND	ug/L	10.0	1		02/21/23 20:05	75-15-0	
Carbon tetrachloride	ND	ug/L	5.0	1		02/21/23 20:05	56-23-5	
Chlorobenzene	ND	ug/L	5.0	1		02/21/23 20:05	108-90-7	
Chloroethane	ND	ug/L	5.0	1		02/21/23 20:05	75-00-3	
Chloroform	ND	ug/L	5.0	1		02/21/23 20:05	67-66-3	
Chloromethane	ND	ug/L	5.0	1		02/21/23 20:05	74-87-3	
2-Chlorotoluene	ND	ug/L	5.0	1		02/21/23 20:05	95-49-8	
4-Chlorotoluene	ND	ug/L	5.0	1		02/21/23 20:05	106-43-4	
Dibromochloromethane	ND	ug/L	5.0	1		02/21/23 20:05	124-48-1	
1,2-Dibromoethane (EDB)	ND	ug/L	5.0	1		02/21/23 20:05	106-93-4	
Dibromomethane	ND	ug/L	5.0	1		02/21/23 20:05	74-95-3	
1,2-Dichlorobenzene	ND	ug/L	5.0	1		02/21/23 20:05	95-50-1	
1,3-Dichlorobenzene	ND	ug/L	5.0	1		02/21/23 20:05	541-73-1	
1,4-Dichlorobenzene	ND	ug/L	5.0	1		02/21/23 20:05	106-46-7	
trans-1,4-Dichloro-2-butene	ND	ug/L	100	1		02/21/23 20:05	110-57-6	
Dichlorodifluoromethane	ND	ug/L	5.0	1		02/21/23 20:05	75-71-8	
1,1-Dichloroethane	ND	ug/L	5.0	1		02/21/23 20:05	75-34-3	
1,2-Dichloroethane	ND	ug/L	5.0	1		02/21/23 20:05	107-06-2	
1,1-Dichloroethene	ND	ug/L	5.0	1		02/21/23 20:05	75-35-4	
cis-1,2-Dichloroethene	ND	ug/L	5.0	1		02/21/23 20:05	156-59-2	
trans-1,2-Dichloroethene	ND	ug/L	5.0	1		02/21/23 20:05	156-60-5	
1,2-Dichloropropane	ND	ug/L	5.0	1		02/21/23 20:05	78-87-5	
1,3-Dichloropropane	ND	ug/L	5.0	1		02/21/23 20:05	142-28-9	
2,2-Dichloropropane	ND	ug/L	5.0	1		02/21/23 20:05	594-20-7	
1,1-Dichloropropene	ND	ug/L	5.0	1		02/21/23 20:05	563-58-6	
cis-1,3-Dichloropropene	ND	ug/L	5.0	1		02/21/23 20:05	10061-01-5	
trans-1,3-Dichloropropene	ND	ug/L	5.0	1		02/21/23 20:05	10061-02-6	
Ethylbenzene	ND	ug/L	5.0	1		02/21/23 20:05	100-41-4	
Ethyl methacrylate	ND	ug/L	100	1		02/21/23 20:05	97-63-2	
Hexachloro-1,3-butadiene	ND	ug/L	5.0	1		02/21/23 20:05	87-68-3	
n-Hexane	ND	ug/L	5.0	1		02/21/23 20:05	110-54-3	
2-Hexanone	ND	ug/L	25.0	1		02/21/23 20:05	591-78-6	
Iodomethane	ND	ug/L	10.0	1		02/21/23 20:05	74-88-4	

This report shall not be reproduced, except in full,
without the written consent of Pace Analytical Services, LLC.

Pace Analytical Services, LLC
7726 Moller Road
Indianapolis, IN 46268
(317)228-3100

ANALYTICAL RESULTS

Project: HRID 1Q2023 21-1359-01E
Pace Project No.: 50337781

Sample: MW-43D **Lab ID: 50337781007** Collected: 02/17/23 12:33 Received: 02/17/23 14:39 Matrix: Water

Parameters	Results	Units	Report Limit	DF	Prepared	Analyzed	CAS No.	Qual
8260 MSV Indiana	Analytical Method: EPA 5030/8260							
	Pace Analytical Services - Indianapolis							
Isopropylbenzene (Cumene)	ND	ug/L	5.0	1		02/21/23 20:05	98-82-8	
p-Isopropyltoluene	ND	ug/L	5.0	1		02/21/23 20:05	99-87-6	
Methylene Chloride	ND	ug/L	5.0	1		02/21/23 20:05	75-09-2	
1-Methylnaphthalene	ND	ug/L	10.0	1		02/21/23 20:05	90-12-0	
2-Methylnaphthalene	ND	ug/L	10.0	1		02/21/23 20:05	91-57-6	
4-Methyl-2-pentanone (MIBK)	ND	ug/L	25.0	1		02/21/23 20:05	108-10-1	
Methyl-tert-butyl ether	ND	ug/L	4.0	1		02/21/23 20:05	1634-04-4	
Naphthalene	ND	ug/L	1.2	1		02/21/23 20:05	91-20-3	
n-Propylbenzene	ND	ug/L	5.0	1		02/21/23 20:05	103-65-1	
Styrene	ND	ug/L	5.0	1		02/21/23 20:05	100-42-5	
1,1,1,2-Tetrachloroethane	ND	ug/L	5.0	1		02/21/23 20:05	630-20-6	
1,1,2,2-Tetrachloroethane	ND	ug/L	5.0	1		02/21/23 20:05	79-34-5	
Tetrachloroethene	ND	ug/L	5.0	1		02/21/23 20:05	127-18-4	
Toluene	ND	ug/L	5.0	1		02/21/23 20:05	108-88-3	
1,2,3-Trichlorobenzene	ND	ug/L	5.0	1		02/21/23 20:05	87-61-6	
1,2,4-Trichlorobenzene	ND	ug/L	5.0	1		02/21/23 20:05	120-82-1	
1,1,1-Trichloroethane	ND	ug/L	5.0	1		02/21/23 20:05	71-55-6	
1,1,2-Trichloroethane	ND	ug/L	5.0	1		02/21/23 20:05	79-00-5	
Trichloroethene	ND	ug/L	5.0	1		02/21/23 20:05	79-01-6	
Trichlorofluoromethane	ND	ug/L	5.0	1		02/21/23 20:05	75-69-4	
1,2,3-Trichloropropane	ND	ug/L	5.0	1		02/21/23 20:05	96-18-4	
1,2,4-Trimethylbenzene	ND	ug/L	5.0	1		02/21/23 20:05	95-63-6	
1,3,5-Trimethylbenzene	ND	ug/L	5.0	1		02/21/23 20:05	108-67-8	
Vinyl acetate	ND	ug/L	50.0	1		02/21/23 20:05	108-05-4	L1
Vinyl chloride	ND	ug/L	2.0	1		02/21/23 20:05	75-01-4	
Xylene (Total)	ND	ug/L	10.0	1		02/21/23 20:05	1330-20-7	
Surrogates								
Dibromofluoromethane (S)	93	%.	82-128	1		02/21/23 20:05	1868-53-7	
4-Bromofluorobenzene (S)	96	%.	79-124	1		02/21/23 20:05	460-00-4	
Toluene-d8 (S)	99	%.	73-122	1		02/21/23 20:05	2037-26-5	

This report shall not be reproduced, except in full,
without the written consent of Pace Analytical Services, LLC.

Pace Analytical Services, LLC
7726 Moller Road
Indianapolis, IN 46268
(317)228-3100

ANALYTICAL RESULTS

Project: HRID 1Q2023 21-1359-01E
Pace Project No.: 50337781

Sample: MW-43 **Lab ID: 50337781008** Collected: 02/17/23 13:07 Received: 02/17/23 14:39 Matrix: Water

Parameters	Results	Units	Report Limit	DF	Prepared	Analyzed	CAS No.	Qual
8260 MSV Indiana	Analytical Method: EPA 5030/8260							
	Pace Analytical Services - Indianapolis							
Acetone	ND	ug/L	100	1		02/21/23 20:34	67-64-1	
Acrolein	ND	ug/L	50.0	1		02/21/23 20:34	107-02-8	L1
Acrylonitrile	ND	ug/L	100	1		02/21/23 20:34	107-13-1	
Benzene	ND	ug/L	5.0	1		02/21/23 20:34	71-43-2	
Bromobenzene	ND	ug/L	5.0	1		02/21/23 20:34	108-86-1	
Bromochloromethane	ND	ug/L	5.0	1		02/21/23 20:34	74-97-5	
Bromodichloromethane	ND	ug/L	5.0	1		02/21/23 20:34	75-27-4	
Bromoform	ND	ug/L	5.0	1		02/21/23 20:34	75-25-2	
Bromomethane	ND	ug/L	5.0	1		02/21/23 20:34	74-83-9	
2-Butanone (MEK)	ND	ug/L	25.0	1		02/21/23 20:34	78-93-3	
n-Butylbenzene	ND	ug/L	5.0	1		02/21/23 20:34	104-51-8	
sec-Butylbenzene	ND	ug/L	5.0	1		02/21/23 20:34	135-98-8	
tert-Butylbenzene	ND	ug/L	5.0	1		02/21/23 20:34	98-06-6	
Carbon disulfide	ND	ug/L	10.0	1		02/21/23 20:34	75-15-0	
Carbon tetrachloride	ND	ug/L	5.0	1		02/21/23 20:34	56-23-5	
Chlorobenzene	ND	ug/L	5.0	1		02/21/23 20:34	108-90-7	
Chloroethane	ND	ug/L	5.0	1		02/21/23 20:34	75-00-3	
Chloroform	ND	ug/L	5.0	1		02/21/23 20:34	67-66-3	
Chloromethane	ND	ug/L	5.0	1		02/21/23 20:34	74-87-3	
2-Chlorotoluene	ND	ug/L	5.0	1		02/21/23 20:34	95-49-8	
4-Chlorotoluene	ND	ug/L	5.0	1		02/21/23 20:34	106-43-4	
Dibromochloromethane	ND	ug/L	5.0	1		02/21/23 20:34	124-48-1	
1,2-Dibromoethane (EDB)	ND	ug/L	5.0	1		02/21/23 20:34	106-93-4	
Dibromomethane	ND	ug/L	5.0	1		02/21/23 20:34	74-95-3	
1,2-Dichlorobenzene	ND	ug/L	5.0	1		02/21/23 20:34	95-50-1	
1,3-Dichlorobenzene	ND	ug/L	5.0	1		02/21/23 20:34	541-73-1	
1,4-Dichlorobenzene	ND	ug/L	5.0	1		02/21/23 20:34	106-46-7	
trans-1,4-Dichloro-2-butene	ND	ug/L	100	1		02/21/23 20:34	110-57-6	
Dichlorodifluoromethane	ND	ug/L	5.0	1		02/21/23 20:34	75-71-8	
1,1-Dichloroethane	ND	ug/L	5.0	1		02/21/23 20:34	75-34-3	
1,2-Dichloroethane	ND	ug/L	5.0	1		02/21/23 20:34	107-06-2	
1,1-Dichloroethene	ND	ug/L	5.0	1		02/21/23 20:34	75-35-4	
cis-1,2-Dichloroethene	ND	ug/L	5.0	1		02/21/23 20:34	156-59-2	
trans-1,2-Dichloroethene	ND	ug/L	5.0	1		02/21/23 20:34	156-60-5	
1,2-Dichloropropane	ND	ug/L	5.0	1		02/21/23 20:34	78-87-5	
1,3-Dichloropropane	ND	ug/L	5.0	1		02/21/23 20:34	142-28-9	
2,2-Dichloropropane	ND	ug/L	5.0	1		02/21/23 20:34	594-20-7	
1,1-Dichloropropene	ND	ug/L	5.0	1		02/21/23 20:34	563-58-6	
cis-1,3-Dichloropropene	ND	ug/L	5.0	1		02/21/23 20:34	10061-01-5	
trans-1,3-Dichloropropene	ND	ug/L	5.0	1		02/21/23 20:34	10061-02-6	
Ethylbenzene	ND	ug/L	5.0	1		02/21/23 20:34	100-41-4	
Ethyl methacrylate	ND	ug/L	100	1		02/21/23 20:34	97-63-2	
Hexachloro-1,3-butadiene	ND	ug/L	5.0	1		02/21/23 20:34	87-68-3	
n-Hexane	ND	ug/L	5.0	1		02/21/23 20:34	110-54-3	
2-Hexanone	ND	ug/L	25.0	1		02/21/23 20:34	591-78-6	
Iodomethane	ND	ug/L	10.0	1		02/21/23 20:34	74-88-4	

This report shall not be reproduced, except in full,
without the written consent of Pace Analytical Services, LLC.

Pace Analytical Services, LLC
7726 Moller Road
Indianapolis, IN 46268
(317)228-3100

ANALYTICAL RESULTS

Project: HRID 1Q2023 21-1359-01E
Pace Project No.: 50337781

Sample: MW-43 **Lab ID: 50337781008** Collected: 02/17/23 13:07 Received: 02/17/23 14:39 Matrix: Water

Parameters	Results	Units	Report Limit	DF	Prepared	Analyzed	CAS No.	Qual
8260 MSV Indiana	Analytical Method: EPA 5030/8260							
	Pace Analytical Services - Indianapolis							
Isopropylbenzene (Cumene)	ND	ug/L	5.0	1		02/21/23 20:34	98-82-8	
p-Isopropyltoluene	ND	ug/L	5.0	1		02/21/23 20:34	99-87-6	
Methylene Chloride	ND	ug/L	5.0	1		02/21/23 20:34	75-09-2	
1-Methylnaphthalene	ND	ug/L	10.0	1		02/21/23 20:34	90-12-0	
2-Methylnaphthalene	ND	ug/L	10.0	1		02/21/23 20:34	91-57-6	
4-Methyl-2-pentanone (MIBK)	ND	ug/L	25.0	1		02/21/23 20:34	108-10-1	
Methyl-tert-butyl ether	ND	ug/L	4.0	1		02/21/23 20:34	1634-04-4	
Naphthalene	ND	ug/L	1.2	1		02/21/23 20:34	91-20-3	
n-Propylbenzene	ND	ug/L	5.0	1		02/21/23 20:34	103-65-1	
Styrene	ND	ug/L	5.0	1		02/21/23 20:34	100-42-5	
1,1,1,2-Tetrachloroethane	ND	ug/L	5.0	1		02/21/23 20:34	630-20-6	
1,1,2,2-Tetrachloroethane	ND	ug/L	5.0	1		02/21/23 20:34	79-34-5	
Tetrachloroethene	ND	ug/L	5.0	1		02/21/23 20:34	127-18-4	
Toluene	ND	ug/L	5.0	1		02/21/23 20:34	108-88-3	
1,2,3-Trichlorobenzene	ND	ug/L	5.0	1		02/21/23 20:34	87-61-6	
1,2,4-Trichlorobenzene	ND	ug/L	5.0	1		02/21/23 20:34	120-82-1	
1,1,1-Trichloroethane	ND	ug/L	5.0	1		02/21/23 20:34	71-55-6	
1,1,2-Trichloroethane	ND	ug/L	5.0	1		02/21/23 20:34	79-00-5	
Trichloroethene	ND	ug/L	5.0	1		02/21/23 20:34	79-01-6	
Trichlorofluoromethane	ND	ug/L	5.0	1		02/21/23 20:34	75-69-4	
1,2,3-Trichloropropane	ND	ug/L	5.0	1		02/21/23 20:34	96-18-4	
1,2,4-Trimethylbenzene	ND	ug/L	5.0	1		02/21/23 20:34	95-63-6	
1,3,5-Trimethylbenzene	ND	ug/L	5.0	1		02/21/23 20:34	108-67-8	
Vinyl acetate	ND	ug/L	50.0	1		02/21/23 20:34	108-05-4	L1
Vinyl chloride	ND	ug/L	2.0	1		02/21/23 20:34	75-01-4	
Xylene (Total)	ND	ug/L	10.0	1		02/21/23 20:34	1330-20-7	
Surrogates								
Dibromofluoromethane (S)	93	%.	82-128	1		02/21/23 20:34	1868-53-7	
4-Bromofluorobenzene (S)	95	%.	79-124	1		02/21/23 20:34	460-00-4	
Toluene-d8 (S)	99	%.	73-122	1		02/21/23 20:34	2037-26-5	

This report shall not be reproduced, except in full,
without the written consent of Pace Analytical Services, LLC.

Pace Analytical Services, LLC
7726 Moller Road
Indianapolis, IN 46268
(317)228-3100

ANALYTICAL RESULTS

Project: HRID 1Q2023 21-1359-01E
Pace Project No.: 50337781

Sample: MW-15 **Lab ID: 50337781009** Collected: 02/17/23 11:44 Received: 02/17/23 14:39 Matrix: Water

Parameters	Results	Units	Report Limit	DF	Prepared	Analyzed	CAS No.	Qual
8260 MSV Indiana	Analytical Method: EPA 5030/8260							
	Pace Analytical Services - Indianapolis							
Acetone	ND	ug/L	100	1		02/21/23 21:03	67-64-1	
Acrolein	ND	ug/L	50.0	1		02/21/23 21:03	107-02-8	L1
Acrylonitrile	ND	ug/L	100	1		02/21/23 21:03	107-13-1	
Benzene	ND	ug/L	5.0	1		02/21/23 21:03	71-43-2	
Bromobenzene	ND	ug/L	5.0	1		02/21/23 21:03	108-86-1	
Bromochloromethane	ND	ug/L	5.0	1		02/21/23 21:03	74-97-5	
Bromodichloromethane	ND	ug/L	5.0	1		02/21/23 21:03	75-27-4	
Bromoform	ND	ug/L	5.0	1		02/21/23 21:03	75-25-2	
Bromomethane	ND	ug/L	5.0	1		02/21/23 21:03	74-83-9	
2-Butanone (MEK)	ND	ug/L	25.0	1		02/21/23 21:03	78-93-3	
n-Butylbenzene	ND	ug/L	5.0	1		02/21/23 21:03	104-51-8	
sec-Butylbenzene	ND	ug/L	5.0	1		02/21/23 21:03	135-98-8	
tert-Butylbenzene	ND	ug/L	5.0	1		02/21/23 21:03	98-06-6	
Carbon disulfide	ND	ug/L	10.0	1		02/21/23 21:03	75-15-0	
Carbon tetrachloride	ND	ug/L	5.0	1		02/21/23 21:03	56-23-5	
Chlorobenzene	ND	ug/L	5.0	1		02/21/23 21:03	108-90-7	
Chloroethane	ND	ug/L	5.0	1		02/21/23 21:03	75-00-3	
Chloroform	ND	ug/L	5.0	1		02/21/23 21:03	67-66-3	
Chloromethane	ND	ug/L	5.0	1		02/21/23 21:03	74-87-3	
2-Chlorotoluene	ND	ug/L	5.0	1		02/21/23 21:03	95-49-8	
4-Chlorotoluene	ND	ug/L	5.0	1		02/21/23 21:03	106-43-4	
Dibromochloromethane	ND	ug/L	5.0	1		02/21/23 21:03	124-48-1	
1,2-Dibromoethane (EDB)	ND	ug/L	5.0	1		02/21/23 21:03	106-93-4	
Dibromomethane	ND	ug/L	5.0	1		02/21/23 21:03	74-95-3	
1,2-Dichlorobenzene	ND	ug/L	5.0	1		02/21/23 21:03	95-50-1	
1,3-Dichlorobenzene	ND	ug/L	5.0	1		02/21/23 21:03	541-73-1	
1,4-Dichlorobenzene	ND	ug/L	5.0	1		02/21/23 21:03	106-46-7	
trans-1,4-Dichloro-2-butene	ND	ug/L	100	1		02/21/23 21:03	110-57-6	
Dichlorodifluoromethane	ND	ug/L	5.0	1		02/21/23 21:03	75-71-8	
1,1-Dichloroethane	ND	ug/L	5.0	1		02/21/23 21:03	75-34-3	
1,2-Dichloroethane	ND	ug/L	5.0	1		02/21/23 21:03	107-06-2	
1,1-Dichloroethene	ND	ug/L	5.0	1		02/21/23 21:03	75-35-4	
cis-1,2-Dichloroethene	ND	ug/L	5.0	1		02/21/23 21:03	156-59-2	
trans-1,2-Dichloroethene	ND	ug/L	5.0	1		02/21/23 21:03	156-60-5	
1,2-Dichloropropane	ND	ug/L	5.0	1		02/21/23 21:03	78-87-5	
1,3-Dichloropropane	ND	ug/L	5.0	1		02/21/23 21:03	142-28-9	
2,2-Dichloropropane	ND	ug/L	5.0	1		02/21/23 21:03	594-20-7	
1,1-Dichloropropene	ND	ug/L	5.0	1		02/21/23 21:03	563-58-6	
cis-1,3-Dichloropropene	ND	ug/L	5.0	1		02/21/23 21:03	10061-01-5	
trans-1,3-Dichloropropene	ND	ug/L	5.0	1		02/21/23 21:03	10061-02-6	
Ethylbenzene	ND	ug/L	5.0	1		02/21/23 21:03	100-41-4	
Ethyl methacrylate	ND	ug/L	100	1		02/21/23 21:03	97-63-2	
Hexachloro-1,3-butadiene	ND	ug/L	5.0	1		02/21/23 21:03	87-68-3	
n-Hexane	ND	ug/L	5.0	1		02/21/23 21:03	110-54-3	
2-Hexanone	ND	ug/L	25.0	1		02/21/23 21:03	591-78-6	
Iodomethane	ND	ug/L	10.0	1		02/21/23 21:03	74-88-4	

This report shall not be reproduced, except in full,
without the written consent of Pace Analytical Services, LLC.

Pace Analytical Services, LLC
7726 Moller Road
Indianapolis, IN 46268
(317)228-3100

ANALYTICAL RESULTS

Project: HRID 1Q2023 21-1359-01E
Pace Project No.: 50337781

Sample: MW-15 **Lab ID: 50337781009** Collected: 02/17/23 11:44 Received: 02/17/23 14:39 Matrix: Water

Parameters	Results	Units	Report Limit	DF	Prepared	Analyzed	CAS No.	Qual
8260 MSV Indiana	Analytical Method: EPA 5030/8260							
	Pace Analytical Services - Indianapolis							
Isopropylbenzene (Cumene)	ND	ug/L	5.0	1		02/21/23 21:03	98-82-8	
p-Isopropyltoluene	ND	ug/L	5.0	1		02/21/23 21:03	99-87-6	
Methylene Chloride	ND	ug/L	5.0	1		02/21/23 21:03	75-09-2	
1-Methylnaphthalene	ND	ug/L	10.0	1		02/21/23 21:03	90-12-0	
2-Methylnaphthalene	ND	ug/L	10.0	1		02/21/23 21:03	91-57-6	
4-Methyl-2-pentanone (MIBK)	ND	ug/L	25.0	1		02/21/23 21:03	108-10-1	
Methyl-tert-butyl ether	ND	ug/L	4.0	1		02/21/23 21:03	1634-04-4	
Naphthalene	ND	ug/L	1.2	1		02/21/23 21:03	91-20-3	
n-Propylbenzene	ND	ug/L	5.0	1		02/21/23 21:03	103-65-1	
Styrene	ND	ug/L	5.0	1		02/21/23 21:03	100-42-5	
1,1,1,2-Tetrachloroethane	ND	ug/L	5.0	1		02/21/23 21:03	630-20-6	
1,1,2,2-Tetrachloroethane	ND	ug/L	5.0	1		02/21/23 21:03	79-34-5	
Tetrachloroethene	ND	ug/L	5.0	1		02/21/23 21:03	127-18-4	
Toluene	ND	ug/L	5.0	1		02/21/23 21:03	108-88-3	
1,2,3-Trichlorobenzene	ND	ug/L	5.0	1		02/21/23 21:03	87-61-6	
1,2,4-Trichlorobenzene	ND	ug/L	5.0	1		02/21/23 21:03	120-82-1	
1,1,1-Trichloroethane	ND	ug/L	5.0	1		02/21/23 21:03	71-55-6	
1,1,2-Trichloroethane	ND	ug/L	5.0	1		02/21/23 21:03	79-00-5	
Trichloroethene	**38.0**	ug/L	5.0	1		02/21/23 21:03	79-01-6	
Trichlorofluoromethane	ND	ug/L	5.0	1		02/21/23 21:03	75-69-4	
1,2,3-Trichloropropane	ND	ug/L	5.0	1		02/21/23 21:03	96-18-4	
1,2,4-Trimethylbenzene	ND	ug/L	5.0	1		02/21/23 21:03	95-63-6	
1,3,5-Trimethylbenzene	ND	ug/L	5.0	1		02/21/23 21:03	108-67-8	
Vinyl acetate	ND	ug/L	50.0	1		02/21/23 21:03	108-05-4	L1
Vinyl chloride	ND	ug/L	2.0	1		02/21/23 21:03	75-01-4	
Xylene (Total)	ND	ug/L	10.0	1		02/21/23 21:03	1330-20-7	
Surrogates								
Dibromofluoromethane (S)	93	%.	82-128	1		02/21/23 21:03	1868-53-7	
4-Bromofluorobenzene (S)	96	%.	79-124	1		02/21/23 21:03	460-00-4	
Toluene-d8 (S)	99	%.	73-122	1		02/21/23 21:03	2037-26-5	

This report shall not be reproduced, except in full,
without the written consent of Pace Analytical Services, LLC.

Pace Analytical Services, LLC
7726 Moller Road
Indianapolis, IN 46268
(317)228-3100

ANALYTICAL RESULTS

Project: HRID 1Q2023 21-1359-01E
Pace Project No.: 50337781

Sample: MW-15D **Lab ID: 50337781010** Collected: 02/17/23 11:07 Received: 02/17/23 14:39 Matrix: Water

Parameters	Results	Units	Report Limit	DF	Prepared	Analyzed	CAS No.	Qual
8260 MSV Indiana	Analytical Method: EPA 5030/8260							
	Pace Analytical Services - Indianapolis							
Acetone	ND	ug/L	100	1		02/21/23 21:32	67-64-1	
Acrolein	ND	ug/L	50.0	1		02/21/23 21:32	107-02-8	L1
Acrylonitrile	ND	ug/L	100	1		02/21/23 21:32	107-13-1	
Benzene	ND	ug/L	5.0	1		02/21/23 21:32	71-43-2	
Bromobenzene	ND	ug/L	5.0	1		02/21/23 21:32	108-86-1	
Bromochloromethane	ND	ug/L	5.0	1		02/21/23 21:32	74-97-5	
Bromodichloromethane	ND	ug/L	5.0	1		02/21/23 21:32	75-27-4	
Bromoform	ND	ug/L	5.0	1		02/21/23 21:32	75-25-2	
Bromomethane	ND	ug/L	5.0	1		02/21/23 21:32	74-83-9	
2-Butanone (MEK)	ND	ug/L	25.0	1		02/21/23 21:32	78-93-3	
n-Butylbenzene	ND	ug/L	5.0	1		02/21/23 21:32	104-51-8	
sec-Butylbenzene	ND	ug/L	5.0	1		02/21/23 21:32	135-98-8	
tert-Butylbenzene	ND	ug/L	5.0	1		02/21/23 21:32	98-06-6	
Carbon disulfide	ND	ug/L	10.0	1		02/21/23 21:32	75-15-0	
Carbon tetrachloride	ND	ug/L	5.0	1		02/21/23 21:32	56-23-5	
Chlorobenzene	ND	ug/L	5.0	1		02/21/23 21:32	108-90-7	
Chloroethane	ND	ug/L	5.0	1		02/21/23 21:32	75-00-3	
Chloroform	ND	ug/L	5.0	1		02/21/23 21:32	67-66-3	
Chloromethane	ND	ug/L	5.0	1		02/21/23 21:32	74-87-3	
2-Chlorotoluene	ND	ug/L	5.0	1		02/21/23 21:32	95-49-8	
4-Chlorotoluene	ND	ug/L	5.0	1		02/21/23 21:32	106-43-4	
Dibromochloromethane	ND	ug/L	5.0	1		02/21/23 21:32	124-48-1	
1,2-Dibromoethane (EDB)	ND	ug/L	5.0	1		02/21/23 21:32	106-93-4	
Dibromomethane	ND	ug/L	5.0	1		02/21/23 21:32	74-95-3	
1,2-Dichlorobenzene	ND	ug/L	5.0	1		02/21/23 21:32	95-50-1	
1,3-Dichlorobenzene	ND	ug/L	5.0	1		02/21/23 21:32	541-73-1	
1,4-Dichlorobenzene	ND	ug/L	5.0	1		02/21/23 21:32	106-46-7	
trans-1,4-Dichloro-2-butene	ND	ug/L	100	1		02/21/23 21:32	110-57-6	
Dichlorodifluoromethane	ND	ug/L	5.0	1		02/21/23 21:32	75-71-8	
1,1-Dichloroethane	ND	ug/L	5.0	1		02/21/23 21:32	75-34-3	
1,2-Dichloroethane	ND	ug/L	5.0	1		02/21/23 21:32	107-06-2	
1,1-Dichloroethene	ND	ug/L	5.0	1		02/21/23 21:32	75-35-4	
cis-1,2-Dichloroethene	**41.1**	ug/L	5.0	1		02/21/23 21:32	156-59-2	
trans-1,2-Dichloroethene	ND	ug/L	5.0	1		02/21/23 21:32	156-60-5	
1,2-Dichloropropane	ND	ug/L	5.0	1		02/21/23 21:32	78-87-5	
1,3-Dichloropropane	ND	ug/L	5.0	1		02/21/23 21:32	142-28-9	
2,2-Dichloropropane	ND	ug/L	5.0	1		02/21/23 21:32	594-20-7	
1,1-Dichloropropene	ND	ug/L	5.0	1		02/21/23 21:32	563-58-6	
cis-1,3-Dichloropropene	ND	ug/L	5.0	1		02/21/23 21:32	10061-01-5	
trans-1,3-Dichloropropene	ND	ug/L	5.0	1		02/21/23 21:32	10061-02-6	
Ethylbenzene	ND	ug/L	5.0	1		02/21/23 21:32	100-41-4	
Ethyl methacrylate	ND	ug/L	100	1		02/21/23 21:32	97-63-2	
Hexachloro-1,3-butadiene	ND	ug/L	5.0	1		02/21/23 21:32	87-68-3	
n-Hexane	ND	ug/L	5.0	1		02/21/23 21:32	110-54-3	
2-Hexanone	ND	ug/L	25.0	1		02/21/23 21:32	591-78-6	
Iodomethane	ND	ug/L	10.0	1		02/21/23 21:32	74-88-4	

This report shall not be reproduced, except in full,
without the written consent of Pace Analytical Services, LLC.

Pace Analytical Services, LLC
7726 Moller Road
Indianapolis, IN 46268
(317)228-3100

ANALYTICAL RESULTS

Project: HRID 1Q2023 21-1359-01E
Pace Project No.: 50337781

Sample: MW-15D **Lab ID: 50337781010** Collected: 02/17/23 11:07 Received: 02/17/23 14:39 Matrix: Water

Parameters	Results	Units	Report Limit	DF	Prepared	Analyzed	CAS No.	Qual
8260 MSV Indiana	Analytical Method: EPA 5030/8260							
	Pace Analytical Services - Indianapolis							
Isopropylbenzene (Cumene)	ND	ug/L	5.0	1		02/21/23 21:32	98-82-8	
p-Isopropyltoluene	ND	ug/L	5.0	1		02/21/23 21:32	99-87-6	
Methylene Chloride	ND	ug/L	5.0	1		02/21/23 21:32	75-09-2	
1-Methylnaphthalene	ND	ug/L	10.0	1		02/21/23 21:32	90-12-0	
2-Methylnaphthalene	ND	ug/L	10.0	1		02/21/23 21:32	91-57-6	
4-Methyl-2-pentanone (MIBK)	ND	ug/L	25.0	1		02/21/23 21:32	108-10-1	
Methyl-tert-butyl ether	ND	ug/L	4.0	1		02/21/23 21:32	1634-04-4	
Naphthalene	ND	ug/L	1.2	1		02/21/23 21:32	91-20-3	
n-Propylbenzene	ND	ug/L	5.0	1		02/21/23 21:32	103-65-1	
Styrene	ND	ug/L	5.0	1		02/21/23 21:32	100-42-5	
1,1,1,2-Tetrachloroethane	ND	ug/L	5.0	1		02/21/23 21:32	630-20-6	
1,1,2,2-Tetrachloroethane	ND	ug/L	5.0	1		02/21/23 21:32	79-34-5	
Tetrachloroethene	ND	ug/L	5.0	1		02/21/23 21:32	127-18-4	
Toluene	ND	ug/L	5.0	1		02/21/23 21:32	108-88-3	
1,2,3-Trichlorobenzene	ND	ug/L	5.0	1		02/21/23 21:32	87-61-6	
1,2,4-Trichlorobenzene	ND	ug/L	5.0	1		02/21/23 21:32	120-82-1	
1,1,1-Trichloroethane	ND	ug/L	5.0	1		02/21/23 21:32	71-55-6	
1,1,2-Trichloroethane	ND	ug/L	5.0	1		02/21/23 21:32	79-00-5	
Trichloroethene	ND	ug/L	5.0	1		02/21/23 21:32	79-01-6	
Trichlorofluoromethane	ND	ug/L	5.0	1		02/21/23 21:32	75-69-4	
1,2,3-Trichloropropane	ND	ug/L	5.0	1		02/21/23 21:32	96-18-4	
1,2,4-Trimethylbenzene	ND	ug/L	5.0	1		02/21/23 21:32	95-63-6	
1,3,5-Trimethylbenzene	ND	ug/L	5.0	1		02/21/23 21:32	108-67-8	
Vinyl acetate	ND	ug/L	50.0	1		02/21/23 21:32	108-05-4	L1
Vinyl chloride	ND	ug/L	2.0	1		02/21/23 21:32	75-01-4	
Xylene (Total)	ND	ug/L	10.0	1		02/21/23 21:32	1330-20-7	
Surrogates								
Dibromofluoromethane (S)	93	%.	82-128	1		02/21/23 21:32	1868-53-7	
4-Bromofluorobenzene (S)	95	%.	79-124	1		02/21/23 21:32	460-00-4	
Toluene-d8 (S)	100	%.	73-122	1		02/21/23 21:32	2037-26-5	

This report shall not be reproduced, except in full,
without the written consent of Pace Analytical Services, LLC.

Pace Analytical Services, LLC
7726 Moller Road
Indianapolis, IN 46268
(317)228-3100

ANALYTICAL RESULTS

Project: HRID 1Q2023 21-1359-01E
Pace Project No.: 50337781

Sample: MW-14 **Lab ID: 50337781011** Collected: 02/16/23 14:08 Received: 02/17/23 14:39 Matrix: Water

Parameters	Results	Units	Report Limit	DF	Prepared	Analyzed	CAS No.	Qual
8260 MSV Indiana	Analytical Method: EPA 5030/8260							
	Pace Analytical Services - Indianapolis							
Acetone	ND	ug/L	100	1		02/21/23 22:01	67-64-1	
Acrolein	ND	ug/L	50.0	1		02/21/23 22:01	107-02-8	L1
Acrylonitrile	ND	ug/L	100	1		02/21/23 22:01	107-13-1	
Benzene	ND	ug/L	5.0	1		02/21/23 22:01	71-43-2	
Bromobenzene	ND	ug/L	5.0	1		02/21/23 22:01	108-86-1	
Bromochloromethane	ND	ug/L	5.0	1		02/21/23 22:01	74-97-5	
Bromodichloromethane	ND	ug/L	5.0	1		02/21/23 22:01	75-27-4	
Bromoform	ND	ug/L	5.0	1		02/21/23 22:01	75-25-2	
Bromomethane	ND	ug/L	5.0	1		02/21/23 22:01	74-83-9	
2-Butanone (MEK)	ND	ug/L	25.0	1		02/21/23 22:01	78-93-3	
n-Butylbenzene	ND	ug/L	5.0	1		02/21/23 22:01	104-51-8	
sec-Butylbenzene	ND	ug/L	5.0	1		02/21/23 22:01	135-98-8	
tert-Butylbenzene	ND	ug/L	5.0	1		02/21/23 22:01	98-06-6	
Carbon disulfide	ND	ug/L	10.0	1		02/21/23 22:01	75-15-0	
Carbon tetrachloride	ND	ug/L	5.0	1		02/21/23 22:01	56-23-5	
Chlorobenzene	ND	ug/L	5.0	1		02/21/23 22:01	108-90-7	
Chloroethane	ND	ug/L	5.0	1		02/21/23 22:01	75-00-3	
Chloroform	ND	ug/L	5.0	1		02/21/23 22:01	67-66-3	
Chloromethane	ND	ug/L	5.0	1		02/21/23 22:01	74-87-3	
2-Chlorotoluene	ND	ug/L	5.0	1		02/21/23 22:01	95-49-8	
4-Chlorotoluene	ND	ug/L	5.0	1		02/21/23 22:01	106-43-4	
Dibromochloromethane	ND	ug/L	5.0	1		02/21/23 22:01	124-48-1	
1,2-Dibromoethane (EDB)	ND	ug/L	5.0	1		02/21/23 22:01	106-93-4	
Dibromomethane	ND	ug/L	5.0	1		02/21/23 22:01	74-95-3	
1,2-Dichlorobenzene	ND	ug/L	5.0	1		02/21/23 22:01	95-50-1	
1,3-Dichlorobenzene	ND	ug/L	5.0	1		02/21/23 22:01	541-73-1	
1,4-Dichlorobenzene	ND	ug/L	5.0	1		02/21/23 22:01	106-46-7	
trans-1,4-Dichloro-2-butene	ND	ug/L	100	1		02/21/23 22:01	110-57-6	
Dichlorodifluoromethane	ND	ug/L	5.0	1		02/21/23 22:01	75-71-8	
1,1-Dichloroethane	ND	ug/L	5.0	1		02/21/23 22:01	75-34-3	
1,2-Dichloroethane	ND	ug/L	5.0	1		02/21/23 22:01	107-06-2	
1,1-Dichloroethene	ND	ug/L	5.0	1		02/21/23 22:01	75-35-4	
cis-1,2-Dichloroethene	ND	ug/L	5.0	1		02/21/23 22:01	156-59-2	
trans-1,2-Dichloroethene	ND	ug/L	5.0	1		02/21/23 22:01	156-60-5	
1,2-Dichloropropane	ND	ug/L	5.0	1		02/21/23 22:01	78-87-5	
1,3-Dichloropropane	ND	ug/L	5.0	1		02/21/23 22:01	142-28-9	
2,2-Dichloropropane	ND	ug/L	5.0	1		02/21/23 22:01	594-20-7	
1,1-Dichloropropene	ND	ug/L	5.0	1		02/21/23 22:01	563-58-6	
cis-1,3-Dichloropropene	ND	ug/L	5.0	1		02/21/23 22:01	10061-01-5	
trans-1,3-Dichloropropene	ND	ug/L	5.0	1		02/21/23 22:01	10061-02-6	
Ethylbenzene	ND	ug/L	5.0	1		02/21/23 22:01	100-41-4	
Ethyl methacrylate	ND	ug/L	100	1		02/21/23 22:01	97-63-2	
Hexachloro-1,3-butadiene	ND	ug/L	5.0	1		02/21/23 22:01	87-68-3	
n-Hexane	ND	ug/L	5.0	1		02/21/23 22:01	110-54-3	
2-Hexanone	ND	ug/L	25.0	1		02/21/23 22:01	591-78-6	
Iodomethane	ND	ug/L	10.0	1		02/21/23 22:01	74-88-4	

This report shall not be reproduced, except in full,
without the written consent of Pace Analytical Services, LLC.

Pace Analytical Services, LLC
7726 Moller Road
Indianapolis, IN 46268
(317)228-3100

ANALYTICAL RESULTS

Project: HRID 1Q2023 21-1359-01E
Pace Project No.: 50337781

Sample: MW-14 **Lab ID: 50337781011** Collected: 02/16/23 14:08 Received: 02/17/23 14:39 Matrix: Water

Parameters	Results	Units	Report Limit	DF	Prepared	Analyzed	CAS No.	Qual
8260 MSV Indiana	Analytical Method: EPA 5030/8260							
	Pace Analytical Services - Indianapolis							
Isopropylbenzene (Cumene)	ND	ug/L	5.0	1		02/21/23 22:01	98-82-8	
p-Isopropyltoluene	ND	ug/L	5.0	1		02/21/23 22:01	99-87-6	
Methylene Chloride	ND	ug/L	5.0	1		02/21/23 22:01	75-09-2	
1-Methylnaphthalene	ND	ug/L	10.0	1		02/21/23 22:01	90-12-0	
2-Methylnaphthalene	ND	ug/L	10.0	1		02/21/23 22:01	91-57-6	
4-Methyl-2-pentanone (MIBK)	ND	ug/L	25.0	1		02/21/23 22:01	108-10-1	
Methyl-tert-butyl ether	ND	ug/L	4.0	1		02/21/23 22:01	1634-04-4	
Naphthalene	ND	ug/L	1.2	1		02/21/23 22:01	91-20-3	
n-Propylbenzene	ND	ug/L	5.0	1		02/21/23 22:01	103-65-1	
Styrene	ND	ug/L	5.0	1		02/21/23 22:01	100-42-5	
1,1,1,2-Tetrachloroethane	ND	ug/L	5.0	1		02/21/23 22:01	630-20-6	
1,1,2,2-Tetrachloroethane	ND	ug/L	5.0	1		02/21/23 22:01	79-34-5	
Tetrachloroethene	ND	ug/L	5.0	1		02/21/23 22:01	127-18-4	
Toluene	ND	ug/L	5.0	1		02/21/23 22:01	108-88-3	
1,2,3-Trichlorobenzene	ND	ug/L	5.0	1		02/21/23 22:01	87-61-6	
1,2,4-Trichlorobenzene	ND	ug/L	5.0	1		02/21/23 22:01	120-82-1	
1,1,1-Trichloroethane	ND	ug/L	5.0	1		02/21/23 22:01	71-55-6	
1,1,2-Trichloroethane	ND	ug/L	5.0	1		02/21/23 22:01	79-00-5	
Trichloroethene	ND	ug/L	5.0	1		02/21/23 22:01	79-01-6	
Trichlorofluoromethane	ND	ug/L	5.0	1		02/21/23 22:01	75-69-4	
1,2,3-Trichloropropane	ND	ug/L	5.0	1		02/21/23 22:01	96-18-4	
1,2,4-Trimethylbenzene	ND	ug/L	5.0	1		02/21/23 22:01	95-63-6	
1,3,5-Trimethylbenzene	ND	ug/L	5.0	1		02/21/23 22:01	108-67-8	
Vinyl acetate	ND	ug/L	50.0	1		02/21/23 22:01	108-05-4	L1
Vinyl chloride	ND	ug/L	2.0	1		02/21/23 22:01	75-01-4	
Xylene (Total)	ND	ug/L	10.0	1		02/21/23 22:01	1330-20-7	
Surrogates								
Dibromofluoromethane (S)	92	%.	82-128	1		02/21/23 22:01	1868-53-7	
4-Bromofluorobenzene (S)	94	%.	79-124	1		02/21/23 22:01	460-00-4	
Toluene-d8 (S)	100	%.	73-122	1		02/21/23 22:01	2037-26-5	

This report shall not be reproduced, except in full,
without the written consent of Pace Analytical Services, LLC.

Pace Analytical Services, LLC
7726 Moller Road
Indianapolis, IN 46268
(317)228-3100

ANALYTICAL RESULTS

Project: HRID 1Q2023 21-1359-01E
Pace Project No.: 50337781

Sample: MW-14D **Lab ID: 50337781012** Collected: 02/16/23 13:32 Received: 02/17/23 14:39 Matrix: Water

Parameters	Results	Units	Report Limit	DF	Prepared	Analyzed	CAS No.	Qual
8260 MSV Indiana	Analytical Method: EPA 5030/8260							
	Pace Analytical Services - Indianapolis							
Acetone	ND	ug/L	100	1		02/21/23 19:21	67-64-1	
Acrolein	ND	ug/L	50.0	1		02/21/23 19:21	107-02-8	
Acrylonitrile	ND	ug/L	100	1		02/21/23 19:21	107-13-1	
Benzene	ND	ug/L	5.0	1		02/21/23 19:21	71-43-2	
Bromobenzene	ND	ug/L	5.0	1		02/21/23 19:21	108-86-1	
Bromochloromethane	ND	ug/L	5.0	1		02/21/23 19:21	74-97-5	
Bromodichloromethane	ND	ug/L	5.0	1		02/21/23 19:21	75-27-4	
Bromoform	ND	ug/L	5.0	1		02/21/23 19:21	75-25-2	
Bromomethane	ND	ug/L	5.0	1		02/21/23 19:21	74-83-9	
2-Butanone (MEK)	ND	ug/L	25.0	1		02/21/23 19:21	78-93-3	
n-Butylbenzene	ND	ug/L	5.0	1		02/21/23 19:21	104-51-8	
sec-Butylbenzene	ND	ug/L	5.0	1		02/21/23 19:21	135-98-8	
tert-Butylbenzene	ND	ug/L	5.0	1		02/21/23 19:21	98-06-6	
Carbon disulfide	ND	ug/L	10.0	1		02/21/23 19:21	75-15-0	
Carbon tetrachloride	ND	ug/L	5.0	1		02/21/23 19:21	56-23-5	
Chlorobenzene	ND	ug/L	5.0	1		02/21/23 19:21	108-90-7	
Chloroethane	ND	ug/L	5.0	1		02/21/23 19:21	75-00-3	
Chloroform	ND	ug/L	5.0	1		02/21/23 19:21	67-66-3	
Chloromethane	ND	ug/L	5.0	1		02/21/23 19:21	74-87-3	
2-Chlorotoluene	ND	ug/L	5.0	1		02/21/23 19:21	95-49-8	
4-Chlorotoluene	ND	ug/L	5.0	1		02/21/23 19:21	106-43-4	
Dibromochloromethane	ND	ug/L	5.0	1		02/21/23 19:21	124-48-1	
1,2-Dibromoethane (EDB)	ND	ug/L	5.0	1		02/21/23 19:21	106-93-4	
Dibromomethane	ND	ug/L	5.0	1		02/21/23 19:21	74-95-3	
1,2-Dichlorobenzene	ND	ug/L	5.0	1		02/21/23 19:21	95-50-1	
1,3-Dichlorobenzene	ND	ug/L	5.0	1		02/21/23 19:21	541-73-1	
1,4-Dichlorobenzene	ND	ug/L	5.0	1		02/21/23 19:21	106-46-7	
trans-1,4-Dichloro-2-butene	ND	ug/L	100	1		02/21/23 19:21	110-57-6	
Dichlorodifluoromethane	ND	ug/L	5.0	1		02/21/23 19:21	75-71-8	
1,1-Dichloroethane	ND	ug/L	5.0	1		02/21/23 19:21	75-34-3	
1,2-Dichloroethane	ND	ug/L	5.0	1		02/21/23 19:21	107-06-2	
1,1-Dichloroethene	ND	ug/L	5.0	1		02/21/23 19:21	75-35-4	
cis-1,2-Dichloroethene	**35.9**	ug/L	5.0	1		02/21/23 19:21	156-59-2	
trans-1,2-Dichloroethene	ND	ug/L	5.0	1		02/21/23 19:21	156-60-5	
1,2-Dichloropropane	ND	ug/L	5.0	1		02/21/23 19:21	78-87-5	
1,3-Dichloropropane	ND	ug/L	5.0	1		02/21/23 19:21	142-28-9	
2,2-Dichloropropane	ND	ug/L	5.0	1		02/21/23 19:21	594-20-7	
1,1-Dichloropropene	ND	ug/L	5.0	1		02/21/23 19:21	563-58-6	
cis-1,3-Dichloropropene	ND	ug/L	5.0	1		02/21/23 19:21	10061-01-5	
trans-1,3-Dichloropropene	ND	ug/L	5.0	1		02/21/23 19:21	10061-02-6	
Ethylbenzene	ND	ug/L	5.0	1		02/21/23 19:21	100-41-4	
Ethyl methacrylate	ND	ug/L	100	1		02/21/23 19:21	97-63-2	
Hexachloro-1,3-butadiene	ND	ug/L	5.0	1		02/21/23 19:21	87-68-3	
n-Hexane	ND	ug/L	5.0	1		02/21/23 19:21	110-54-3	
2-Hexanone	ND	ug/L	25.0	1		02/21/23 19:21	591-78-6	
Iodomethane	ND	ug/L	10.0	1		02/21/23 19:21	74-88-4	

This report shall not be reproduced, except in full,
without the written consent of Pace Analytical Services, LLC.

Pace Analytical Services, LLC
7726 Moller Road
Indianapolis, IN 46268
(317)228-3100

ANALYTICAL RESULTS

Project: HRID 1Q2023 21-1359-01E
Pace Project No.: 50337781

Sample: MW-14D **Lab ID: 50337781012** Collected: 02/16/23 13:32 Received: 02/17/23 14:39 Matrix: Water

Parameters	Results	Units	Report Limit	DF	Prepared	Analyzed	CAS No.	Qual
8260 MSV Indiana	Analytical Method: EPA 5030/8260							
	Pace Analytical Services - Indianapolis							
Isopropylbenzene (Cumene)	ND	ug/L	5.0	1		02/21/23 19:21	98-82-8	
p-Isopropyltoluene	ND	ug/L	5.0	1		02/21/23 19:21	99-87-6	
Methylene Chloride	ND	ug/L	5.0	1		02/21/23 19:21	75-09-2	
1-Methylnaphthalene	ND	ug/L	10.0	1		02/21/23 19:21	90-12-0	
2-Methylnaphthalene	ND	ug/L	10.0	1		02/21/23 19:21	91-57-6	
4-Methyl-2-pentanone (MIBK)	ND	ug/L	25.0	1		02/21/23 19:21	108-10-1	
Methyl-tert-butyl ether	ND	ug/L	4.0	1		02/21/23 19:21	1634-04-4	
Naphthalene	ND	ug/L	1.2	1		02/21/23 19:21	91-20-3	
n-Propylbenzene	ND	ug/L	5.0	1		02/21/23 19:21	103-65-1	
Styrene	ND	ug/L	5.0	1		02/21/23 19:21	100-42-5	
1,1,1,2-Tetrachloroethane	ND	ug/L	5.0	1		02/21/23 19:21	630-20-6	
1,1,2,2-Tetrachloroethane	ND	ug/L	5.0	1		02/21/23 19:21	79-34-5	
Tetrachloroethene	ND	ug/L	5.0	1		02/21/23 19:21	127-18-4	
Toluene	ND	ug/L	5.0	1		02/21/23 19:21	108-88-3	
1,2,3-Trichlorobenzene	ND	ug/L	5.0	1		02/21/23 19:21	87-61-6	
1,2,4-Trichlorobenzene	ND	ug/L	5.0	1		02/21/23 19:21	120-82-1	
1,1,1-Trichloroethane	ND	ug/L	5.0	1		02/21/23 19:21	71-55-6	
1,1,2-Trichloroethane	ND	ug/L	5.0	1		02/21/23 19:21	79-00-5	
Trichloroethene	**272**	ug/L	50.0	10		02/22/23 09:55	79-01-6	
Trichlorofluoromethane	ND	ug/L	5.0	1		02/21/23 19:21	75-69-4	
1,2,3-Trichloropropane	ND	ug/L	5.0	1		02/21/23 19:21	96-18-4	
1,2,4-Trimethylbenzene	ND	ug/L	5.0	1		02/21/23 19:21	95-63-6	
1,3,5-Trimethylbenzene	ND	ug/L	5.0	1		02/21/23 19:21	108-67-8	
Vinyl acetate	ND	ug/L	50.0	1		02/21/23 19:21	108-05-4	L1
Vinyl chloride	ND	ug/L	2.0	1		02/21/23 19:21	75-01-4	
Xylene (Total)	ND	ug/L	10.0	1		02/21/23 19:21	1330-20-7	
Surrogates								
Dibromofluoromethane (S)	94	%.	82-128	1		02/21/23 19:21	1868-53-7	
4-Bromofluorobenzene (S)	95	%.	79-124	1		02/21/23 19:21	460-00-4	
Toluene-d8 (S)	99	%.	73-122	1		02/21/23 19:21	2037-26-5	

This report shall not be reproduced, except in full,
without the written consent of Pace Analytical Services, LLC.

Pace Analytical Services, LLC
7726 Moller Road
Indianapolis, IN 46268
(317)228-3100

ANALYTICAL RESULTS

Project: HRID 1Q2023 21-1359-01E
Pace Project No.: 50337781

Sample: MW-41 **Lab ID: 50337781013** Collected: 02/16/23 10:58 Received: 02/17/23 14:39 Matrix: Water

Parameters	Results	Units	Report Limit	DF	Prepared	Analyzed	CAS No.	Qual
8260 MSV Indiana	Analytical Method: EPA 5030/8260							
	Pace Analytical Services - Indianapolis							
Acetone	ND	ug/L	100	1		02/21/23 19:50	67-64-1	
Acrolein	ND	ug/L	50.0	1		02/21/23 19:50	107-02-8	
Acrylonitrile	ND	ug/L	100	1		02/21/23 19:50	107-13-1	
Benzene	ND	ug/L	5.0	1		02/21/23 19:50	71-43-2	
Bromobenzene	ND	ug/L	5.0	1		02/21/23 19:50	108-86-1	
Bromochloromethane	ND	ug/L	5.0	1		02/21/23 19:50	74-97-5	
Bromodichloromethane	ND	ug/L	5.0	1		02/21/23 19:50	75-27-4	
Bromoform	ND	ug/L	5.0	1		02/21/23 19:50	75-25-2	
Bromomethane	ND	ug/L	5.0	1		02/21/23 19:50	74-83-9	
2-Butanone (MEK)	ND	ug/L	25.0	1		02/21/23 19:50	78-93-3	
n-Butylbenzene	ND	ug/L	5.0	1		02/21/23 19:50	104-51-8	
sec-Butylbenzene	ND	ug/L	5.0	1		02/21/23 19:50	135-98-8	
tert-Butylbenzene	ND	ug/L	5.0	1		02/21/23 19:50	98-06-6	
Carbon disulfide	ND	ug/L	10.0	1		02/21/23 19:50	75-15-0	
Carbon tetrachloride	ND	ug/L	5.0	1		02/21/23 19:50	56-23-5	
Chlorobenzene	ND	ug/L	5.0	1		02/21/23 19:50	108-90-7	
Chloroethane	ND	ug/L	5.0	1		02/21/23 19:50	75-00-3	
Chloroform	ND	ug/L	5.0	1		02/21/23 19:50	67-66-3	
Chloromethane	ND	ug/L	5.0	1		02/21/23 19:50	74-87-3	
2-Chlorotoluene	ND	ug/L	5.0	1		02/21/23 19:50	95-49-8	
4-Chlorotoluene	ND	ug/L	5.0	1		02/21/23 19:50	106-43-4	
Dibromochloromethane	ND	ug/L	5.0	1		02/21/23 19:50	124-48-1	
1,2-Dibromoethane (EDB)	ND	ug/L	5.0	1		02/21/23 19:50	106-93-4	
Dibromomethane	ND	ug/L	5.0	1		02/21/23 19:50	74-95-3	
1,2-Dichlorobenzene	ND	ug/L	5.0	1		02/21/23 19:50	95-50-1	
1,3-Dichlorobenzene	ND	ug/L	5.0	1		02/21/23 19:50	541-73-1	
1,4-Dichlorobenzene	ND	ug/L	5.0	1		02/21/23 19:50	106-46-7	
trans-1,4-Dichloro-2-butene	ND	ug/L	100	1		02/21/23 19:50	110-57-6	
Dichlorodifluoromethane	ND	ug/L	5.0	1		02/21/23 19:50	75-71-8	
1,1-Dichloroethane	ND	ug/L	5.0	1		02/21/23 19:50	75-34-3	
1,2-Dichloroethane	ND	ug/L	5.0	1		02/21/23 19:50	107-06-2	
1,1-Dichloroethene	ND	ug/L	5.0	1		02/21/23 19:50	75-35-4	
cis-1,2-Dichloroethene	**164**	ug/L	5.0	1		02/21/23 19:50	156-59-2	
trans-1,2-Dichloroethene	ND	ug/L	5.0	1		02/21/23 19:50	156-60-5	
1,2-Dichloropropane	ND	ug/L	5.0	1		02/21/23 19:50	78-87-5	
1,3-Dichloropropane	ND	ug/L	5.0	1		02/21/23 19:50	142-28-9	
2,2-Dichloropropane	ND	ug/L	5.0	1		02/21/23 19:50	594-20-7	
1,1-Dichloropropene	ND	ug/L	5.0	1		02/21/23 19:50	563-58-6	
cis-1,3-Dichloropropene	ND	ug/L	5.0	1		02/21/23 19:50	10061-01-5	
trans-1,3-Dichloropropene	ND	ug/L	5.0	1		02/21/23 19:50	10061-02-6	
Ethylbenzene	ND	ug/L	5.0	1		02/21/23 19:50	100-41-4	
Ethyl methacrylate	ND	ug/L	100	1		02/21/23 19:50	97-63-2	
Hexachloro-1,3-butadiene	ND	ug/L	5.0	1		02/21/23 19:50	87-68-3	
n-Hexane	ND	ug/L	5.0	1		02/21/23 19:50	110-54-3	
2-Hexanone	ND	ug/L	25.0	1		02/21/23 19:50	591-78-6	
Iodomethane	ND	ug/L	10.0	1		02/21/23 19:50	74-88-4	

This report shall not be reproduced, except in full,
without the written consent of Pace Analytical Services, LLC.

Pace Analytical Services, LLC
7726 Moller Road
Indianapolis, IN 46268
(317)228-3100

ANALYTICAL RESULTS

Project: HRID 1Q2023 21-1359-01E
Pace Project No.: 50337781

Sample: MW-41 **Lab ID: 50337781013** Collected: 02/16/23 10:58 Received: 02/17/23 14:39 Matrix: Water

Parameters	Results	Units	Report Limit	DF	Prepared	Analyzed	CAS No.	Qual
8260 MSV Indiana	Analytical Method: EPA 5030/8260							
	Pace Analytical Services - Indianapolis							
Isopropylbenzene (Cumene)	ND	ug/L	5.0	1		02/21/23 19:50	98-82-8	
p-Isopropyltoluene	ND	ug/L	5.0	1		02/21/23 19:50	99-87-6	
Methylene Chloride	ND	ug/L	5.0	1		02/21/23 19:50	75-09-2	
1-Methylnaphthalene	ND	ug/L	10.0	1		02/21/23 19:50	90-12-0	
2-Methylnaphthalene	ND	ug/L	10.0	1		02/21/23 19:50	91-57-6	
4-Methyl-2-pentanone (MIBK)	ND	ug/L	25.0	1		02/21/23 19:50	108-10-1	
Methyl-tert-butyl ether	ND	ug/L	4.0	1		02/21/23 19:50	1634-04-4	
Naphthalene	ND	ug/L	1.2	1		02/21/23 19:50	91-20-3	
n-Propylbenzene	ND	ug/L	5.0	1		02/21/23 19:50	103-65-1	
Styrene	ND	ug/L	5.0	1		02/21/23 19:50	100-42-5	
1,1,1,2-Tetrachloroethane	ND	ug/L	5.0	1		02/21/23 19:50	630-20-6	
1,1,2,2-Tetrachloroethane	ND	ug/L	5.0	1		02/21/23 19:50	79-34-5	
Tetrachloroethene	ND	ug/L	5.0	1		02/21/23 19:50	127-18-4	
Toluene	ND	ug/L	5.0	1		02/21/23 19:50	108-88-3	
1,2,3-Trichlorobenzene	ND	ug/L	5.0	1		02/21/23 19:50	87-61-6	
1,2,4-Trichlorobenzene	ND	ug/L	5.0	1		02/21/23 19:50	120-82-1	
1,1,1-Trichloroethane	ND	ug/L	5.0	1		02/21/23 19:50	71-55-6	
1,1,2-Trichloroethane	ND	ug/L	5.0	1		02/21/23 19:50	79-00-5	
Trichloroethene	**125**	ug/L	5.0	1		02/21/23 19:50	79-01-6	
Trichlorofluoromethane	ND	ug/L	5.0	1		02/21/23 19:50	75-69-4	
1,2,3-Trichloropropane	ND	ug/L	5.0	1		02/21/23 19:50	96-18-4	
1,2,4-Trimethylbenzene	ND	ug/L	5.0	1		02/21/23 19:50	95-63-6	
1,3,5-Trimethylbenzene	ND	ug/L	5.0	1		02/21/23 19:50	108-67-8	
Vinyl acetate	ND	ug/L	50.0	1		02/21/23 19:50	108-05-4	L1
Vinyl chloride	**9.3**	ug/L	2.0	1		02/22/23 10:53	75-01-4	
Xylene (Total)	ND	ug/L	10.0	1		02/21/23 19:50	1330-20-7	
Surrogates								
Dibromofluoromethane (S)	88	%.	82-128	1		02/21/23 19:50	1868-53-7	
4-Bromofluorobenzene (S)	94	%.	79-124	1		02/21/23 19:50	460-00-4	
Toluene-d8 (S)	135	%.	73-122	1		02/21/23 19:50	2037-26-5	S0

This report shall not be reproduced, except in full,
without the written consent of Pace Analytical Services, LLC.

Pace Analytical Services, LLC
7726 Moller Road
Indianapolis, IN 46268
(317)228-3100

ANALYTICAL RESULTS

Project: HRID 1Q2023 21-1359-01E
Pace Project No.: 50337781

Sample: TRIP BLANK **Lab ID: 50337781014** Collected: 02/16/23 08:00 Received: 02/17/23 14:39 Matrix: Water

Parameters	Results	Units	Report Limit	DF	Prepared	Analyzed	CAS No.	Qual
8260 MSV Indiana	Analytical Method: EPA 5030/8260							
	Pace Analytical Services - Indianapolis							
Acetone	ND	ug/L	100	1		02/21/23 20:19	67-64-1	
Acrolein	ND	ug/L	50.0	1		02/21/23 20:19	107-02-8	
Acrylonitrile	ND	ug/L	100	1		02/21/23 20:19	107-13-1	
Benzene	ND	ug/L	5.0	1		02/21/23 20:19	71-43-2	
Bromobenzene	ND	ug/L	5.0	1		02/21/23 20:19	108-86-1	
Bromochloromethane	ND	ug/L	5.0	1		02/21/23 20:19	74-97-5	
Bromodichloromethane	ND	ug/L	5.0	1		02/21/23 20:19	75-27-4	
Bromoform	ND	ug/L	5.0	1		02/21/23 20:19	75-25-2	
Bromomethane	ND	ug/L	5.0	1		02/21/23 20:19	74-83-9	
2-Butanone (MEK)	ND	ug/L	25.0	1		02/21/23 20:19	78-93-3	
n-Butylbenzene	ND	ug/L	5.0	1		02/21/23 20:19	104-51-8	
sec-Butylbenzene	ND	ug/L	5.0	1		02/21/23 20:19	135-98-8	
tert-Butylbenzene	ND	ug/L	5.0	1		02/21/23 20:19	98-06-6	
Carbon disulfide	ND	ug/L	10.0	1		02/21/23 20:19	75-15-0	
Carbon tetrachloride	ND	ug/L	5.0	1		02/21/23 20:19	56-23-5	
Chlorobenzene	ND	ug/L	5.0	1		02/21/23 20:19	108-90-7	
Chloroethane	ND	ug/L	5.0	1		02/21/23 20:19	75-00-3	
Chloroform	ND	ug/L	5.0	1		02/21/23 20:19	67-66-3	
Chloromethane	ND	ug/L	5.0	1		02/21/23 20:19	74-87-3	
2-Chlorotoluene	ND	ug/L	5.0	1		02/21/23 20:19	95-49-8	
4-Chlorotoluene	ND	ug/L	5.0	1		02/21/23 20:19	106-43-4	
Dibromochloromethane	ND	ug/L	5.0	1		02/21/23 20:19	124-48-1	
1,2-Dibromoethane (EDB)	ND	ug/L	5.0	1		02/21/23 20:19	106-93-4	
Dibromomethane	ND	ug/L	5.0	1		02/21/23 20:19	74-95-3	
1,2-Dichlorobenzene	ND	ug/L	5.0	1		02/21/23 20:19	95-50-1	
1,3-Dichlorobenzene	ND	ug/L	5.0	1		02/21/23 20:19	541-73-1	
1,4-Dichlorobenzene	ND	ug/L	5.0	1		02/21/23 20:19	106-46-7	
trans-1,4-Dichloro-2-butene	ND	ug/L	100	1		02/21/23 20:19	110-57-6	
Dichlorodifluoromethane	ND	ug/L	5.0	1		02/21/23 20:19	75-71-8	
1,1-Dichloroethane	ND	ug/L	5.0	1		02/21/23 20:19	75-34-3	
1,2-Dichloroethane	ND	ug/L	5.0	1		02/21/23 20:19	107-06-2	
1,1-Dichloroethene	ND	ug/L	5.0	1		02/21/23 20:19	75-35-4	
cis-1,2-Dichloroethene	ND	ug/L	5.0	1		02/21/23 20:19	156-59-2	
trans-1,2-Dichloroethene	ND	ug/L	5.0	1		02/21/23 20:19	156-60-5	
1,2-Dichloropropane	ND	ug/L	5.0	1		02/21/23 20:19	78-87-5	
1,3-Dichloropropane	ND	ug/L	5.0	1		02/21/23 20:19	142-28-9	
2,2-Dichloropropane	ND	ug/L	5.0	1		02/21/23 20:19	594-20-7	
1,1-Dichloropropene	ND	ug/L	5.0	1		02/21/23 20:19	563-58-6	
cis-1,3-Dichloropropene	ND	ug/L	5.0	1		02/21/23 20:19	10061-01-5	
trans-1,3-Dichloropropene	ND	ug/L	5.0	1		02/21/23 20:19	10061-02-6	
Ethylbenzene	ND	ug/L	5.0	1		02/21/23 20:19	100-41-4	
Ethyl methacrylate	ND	ug/L	100	1		02/21/23 20:19	97-63-2	
Hexachloro-1,3-butadiene	ND	ug/L	5.0	1		02/21/23 20:19	87-68-3	
n-Hexane	ND	ug/L	5.0	1		02/21/23 20:19	110-54-3	
2-Hexanone	ND	ug/L	25.0	1		02/21/23 20:19	591-78-6	
Iodomethane	ND	ug/L	10.0	1		02/21/23 20:19	74-88-4	

This report shall not be reproduced, except in full,
without the written consent of Pace Analytical Services, LLC.

Pace Analytical Services, LLC
7726 Moller Road
Indianapolis, IN 46268
(317)228-3100

ANALYTICAL RESULTS

Project: HRID 1Q2023 21-1359-01E
Pace Project No.: 50337781

Sample: TRIP BLANK **Lab ID: 50337781014** Collected: 02/16/23 08:00 Received: 02/17/23 14:39 Matrix: Water

Parameters	Results	Units	Report Limit	DF	Prepared	Analyzed	CAS No.	Qual
8260 MSV Indiana	Analytical Method: EPA 5030/8260							
	Pace Analytical Services - Indianapolis							
Isopropylbenzene (Cumene)	ND	ug/L	5.0	1		02/21/23 20:19	98-82-8	
p-Isopropyltoluene	ND	ug/L	5.0	1		02/21/23 20:19	99-87-6	
Methylene Chloride	ND	ug/L	5.0	1		02/21/23 20:19	75-09-2	
1-Methylnaphthalene	ND	ug/L	10.0	1		02/21/23 20:19	90-12-0	
2-Methylnaphthalene	ND	ug/L	10.0	1		02/21/23 20:19	91-57-6	
4-Methyl-2-pentanone (MIBK)	ND	ug/L	25.0	1		02/21/23 20:19	108-10-1	
Methyl-tert-butyl ether	ND	ug/L	4.0	1		02/21/23 20:19	1634-04-4	
Naphthalene	ND	ug/L	1.2	1		02/21/23 20:19	91-20-3	
n-Propylbenzene	ND	ug/L	5.0	1		02/21/23 20:19	103-65-1	
Styrene	ND	ug/L	5.0	1		02/21/23 20:19	100-42-5	
1,1,1,2-Tetrachloroethane	ND	ug/L	5.0	1		02/21/23 20:19	630-20-6	
1,1,2,2-Tetrachloroethane	ND	ug/L	5.0	1		02/21/23 20:19	79-34-5	
Tetrachloroethene	ND	ug/L	5.0	1		02/21/23 20:19	127-18-4	
Toluene	ND	ug/L	5.0	1		02/21/23 20:19	108-88-3	
1,2,3-Trichlorobenzene	ND	ug/L	5.0	1		02/21/23 20:19	87-61-6	
1,2,4-Trichlorobenzene	ND	ug/L	5.0	1		02/21/23 20:19	120-82-1	
1,1,1-Trichloroethane	ND	ug/L	5.0	1		02/21/23 20:19	71-55-6	
1,1,2-Trichloroethane	ND	ug/L	5.0	1		02/21/23 20:19	79-00-5	
Trichloroethene	ND	ug/L	5.0	1		02/21/23 20:19	79-01-6	
Trichlorofluoromethane	ND	ug/L	5.0	1		02/21/23 20:19	75-69-4	
1,2,3-Trichloropropane	ND	ug/L	5.0	1		02/21/23 20:19	96-18-4	
1,2,4-Trimethylbenzene	ND	ug/L	5.0	1		02/21/23 20:19	95-63-6	
1,3,5-Trimethylbenzene	ND	ug/L	5.0	1		02/21/23 20:19	108-67-8	
Vinyl acetate	ND	ug/L	50.0	1		02/21/23 20:19	108-05-4	L1
Vinyl chloride	ND	ug/L	2.0	1		02/21/23 20:19	75-01-4	
Xylene (Total)	ND	ug/L	10.0	1		02/21/23 20:19	1330-20-7	
Surrogates								
Dibromofluoromethane (S)	92	%.	82-128	1		02/21/23 20:19	1868-53-7	
4-Bromofluorobenzene (S)	96	%.	79-124	1		02/21/23 20:19	460-00-4	
Toluene-d8 (S)	98	%.	73-122	1		02/21/23 20:19	2037-26-5	

This report shall not be reproduced, except in full,
without the written consent of Pace Analytical Services, LLC.

Pace Analytical Services, LLC
7726 Moller Road
Indianapolis, IN 46268
(317)228-3100

QUALITY CONTROL DATA

Project: HRID 1Q2023 21-1359-01E
Pace Project No.: 50337781

QC Batch: 719434
QC Batch Method: EPA 5030/8260
Analysis Method: EPA 5030/8260
Analysis Description: 8260 MSV
Laboratory: Pace Analytical Services - Indianapolis
Associated Lab Samples: 50337781005

METHOD BLANK: 3302817
Matrix: Water
Associated Lab Samples: 50337781005

Parameter	Units	Blank Result	Reporting Limit	Analyzed	Qualifiers
1,1,1,2-Tetrachloroethane	ug/L	ND	5.0	02/20/23 11:39	
1,1,1-Trichloroethane	ug/L	ND	5.0	02/20/23 11:39	
1,1,2,2-Tetrachloroethane	ug/L	ND	5.0	02/20/23 11:39	
1,1,2-Trichloroethane	ug/L	ND	5.0	02/20/23 11:39	
1,1-Dichloroethane	ug/L	ND	5.0	02/20/23 11:39	
1,1-Dichloroethene	ug/L	ND	5.0	02/20/23 11:39	
1,1-Dichloropropene	ug/L	ND	5.0	02/20/23 11:39	
1,2,3-Trichlorobenzene	ug/L	ND	5.0	02/20/23 11:39	
1,2,3-Trichloropropane	ug/L	ND	5.0	02/20/23 11:39	
1,2,4-Trichlorobenzene	ug/L	ND	5.0	02/20/23 11:39	
1,2,4-Trimethylbenzene	ug/L	ND	5.0	02/20/23 11:39	
1,2-Dibromoethane (EDB)	ug/L	ND	5.0	02/20/23 11:39	
1,2-Dichlorobenzene	ug/L	ND	5.0	02/20/23 11:39	
1,2-Dichloroethane	ug/L	ND	5.0	02/20/23 11:39	
1,2-Dichloropropane	ug/L	ND	5.0	02/20/23 11:39	
1,3,5-Trimethylbenzene	ug/L	ND	5.0	02/20/23 11:39	
1,3-Dichlorobenzene	ug/L	ND	5.0	02/20/23 11:39	
1,3-Dichloropropane	ug/L	ND	5.0	02/20/23 11:39	
1,4-Dichlorobenzene	ug/L	ND	5.0	02/20/23 11:39	
1-Methylnaphthalene	ug/L	ND	10.0	02/20/23 11:39	
2,2-Dichloropropane	ug/L	ND	5.0	02/20/23 11:39	
2-Butanone (MEK)	ug/L	ND	25.0	02/20/23 11:39	
2-Chlorotoluene	ug/L	ND	5.0	02/20/23 11:39	
2-Hexanone	ug/L	ND	25.0	02/20/23 11:39	
2-Methylnaphthalene	ug/L	ND	10.0	02/20/23 11:39	
4-Chlorotoluene	ug/L	ND	5.0	02/20/23 11:39	
4-Methyl-2-pentanone (MIBK)	ug/L	ND	25.0	02/20/23 11:39	
Acetone	ug/L	ND	100	02/20/23 11:39	
Acrolein	ug/L	ND	50.0	02/20/23 11:39	
Acrylonitrile	ug/L	ND	100	02/20/23 11:39	
Benzene	ug/L	ND	5.0	02/20/23 11:39	
Bromobenzene	ug/L	ND	5.0	02/20/23 11:39	
Bromochloromethane	ug/L	ND	5.0	02/20/23 11:39	
Bromodichloromethane	ug/L	ND	5.0	02/20/23 11:39	
Bromoform	ug/L	ND	5.0	02/20/23 11:39	
Bromomethane	ug/L	ND	5.0	02/20/23 11:39	
Carbon disulfide	ug/L	ND	10.0	02/20/23 11:39	
Carbon tetrachloride	ug/L	ND	5.0	02/20/23 11:39	
Chlorobenzene	ug/L	ND	5.0	02/20/23 11:39	
Chloroethane	ug/L	ND	5.0	02/20/23 11:39	

Results presented on this page are in the units indicated by the "Units" column except where an alternate unit is presented to the right of the result.

This report shall not be reproduced, except in full,
without the written consent of Pace Analytical Services, LLC.

Pace Analytical Services, LLC
7726 Moller Road
Indianapolis, IN 46268
(317)228-3100

QUALITY CONTROL DATA

Project: HRID 1Q2023 21-1359-01E
Pace Project No.: 50337781

METHOD BLANK: 3302817 Matrix: Water
Associated Lab Samples: 50337781005

Parameter	Units	Blank Result	Reporting Limit	Analyzed	Qualifiers
Chloroform	ug/L	ND	5.0	02/20/23 11:39	
Chloromethane	ug/L	ND	5.0	02/20/23 11:39	
cis-1,2-Dichloroethene	ug/L	ND	5.0	02/20/23 11:39	
cis-1,3-Dichloropropene	ug/L	ND	5.0	02/20/23 11:39	
Dibromochloromethane	ug/L	ND	5.0	02/20/23 11:39	
Dibromomethane	ug/L	ND	5.0	02/20/23 11:39	
Dichlorodifluoromethane	ug/L	ND	5.0	02/20/23 11:39	
Ethyl methacrylate	ug/L	ND	100	02/20/23 11:39	
Ethylbenzene	ug/L	ND	5.0	02/20/23 11:39	
Hexachloro-1,3-butadiene	ug/L	ND	5.0	02/20/23 11:39	
Iodomethane	ug/L	ND	10.0	02/20/23 11:39	
Isopropylbenzene (Cumene)	ug/L	ND	5.0	02/20/23 11:39	
Methyl-tert-butyl ether	ug/L	ND	4.0	02/20/23 11:39	
Methylene Chloride	ug/L	ND	5.0	02/20/23 11:39	
n-Butylbenzene	ug/L	ND	5.0	02/20/23 11:39	
n-Hexane	ug/L	ND	5.0	02/20/23 11:39	
n-Propylbenzene	ug/L	ND	5.0	02/20/23 11:39	
Naphthalene	ug/L	ND	1.2	02/20/23 11:39	
p-Isopropyltoluene	ug/L	ND	5.0	02/20/23 11:39	
sec-Butylbenzene	ug/L	ND	5.0	02/20/23 11:39	
Styrene	ug/L	ND	5.0	02/20/23 11:39	
tert-Butylbenzene	ug/L	ND	5.0	02/20/23 11:39	
Tetrachloroethene	ug/L	ND	5.0	02/20/23 11:39	
Toluene	ug/L	ND	5.0	02/20/23 11:39	
trans-1,2-Dichloroethene	ug/L	ND	5.0	02/20/23 11:39	
trans-1,3-Dichloropropene	ug/L	ND	5.0	02/20/23 11:39	
trans-1,4-Dichloro-2-butene	ug/L	ND	100	02/20/23 11:39	
Trichloroethene	ug/L	ND	5.0	02/20/23 11:39	
Trichlorofluoromethane	ug/L	ND	5.0	02/20/23 11:39	
Vinyl acetate	ug/L	ND	50.0	02/20/23 11:39	
Vinyl chloride	ug/L	ND	2.0	02/20/23 11:39	
Xylene (Total)	ug/L	ND	10.0	02/20/23 11:39	
4-Bromofluorobenzene (S)	%.	100	79-124	02/20/23 11:39	
Dibromofluoromethane (S)	%.	99	82-128	02/20/23 11:39	
Toluene-d8 (S)	%.	100	73-122	02/20/23 11:39	

LABORATORY CONTROL SAMPLE: 3302818

Parameter	Units	Spike Conc.	LCS Result	LCS % Rec	% Rec Limits	Qualifiers
1,1,1,2-Tetrachloroethane	ug/L	50	49.4	99	77-125	
1,1,1-Trichloroethane	ug/L	50	48.7	97	69-125	
1,1,2,2-Tetrachloroethane	ug/L	50	51.1	102	72-123	
1,1,2-Trichloroethane	ug/L	50	51.5	103	73-124	
1,1-Dichloroethane	ug/L	50	51.7	103	71-124	

Results presented on this page are in the units indicated by the "Units" column except where an alternate unit is presented to the right of the result.

REPORT OF LABORATORY ANALYSIS

This report shall not be reproduced, except in full,
without the written consent of Pace Analytical Services, LLC.

Pace Analytical Services, LLC
7726 Moller Road
Indianapolis, IN 46268
(317)228-3100

QUALITY CONTROL DATA

Project: HRID 1Q2023 21-1359-01E
Pace Project No.: 50337781

LABORATORY CONTROL SAMPLE: 3302818

Parameter	Units	Spike Conc.	LCS Result	LCS % Rec	% Rec Limits	Qualifiers
1,1-Dichloroethene	ug/L	50	51.9	104	63-138	
1,1-Dichloropropene	ug/L	50	51.4	103	80-142	
1,2,3-Trichlorobenzene	ug/L	50	42.9	86	67-134	
1,2,3-Trichloropropane	ug/L	50	46.9	94	75-122	
1,2,4-Trichlorobenzene	ug/L	50	42.8	86	68-132	
1,2,4-Trimethylbenzene	ug/L	50	48.8	98	71-121	
1,2-Dibromoethane (EDB)	ug/L	50	47.3	95	75-123	
1,2-Dichlorobenzene	ug/L	50	45.9	92	76-118	
1,2-Dichloroethane	ug/L	50	49.8	100	68-126	
1,2-Dichloropropane	ug/L	50	52.4	105	73-127	
1,3,5-Trimethylbenzene	ug/L	50	48.7	97	72-120	
1,3-Dichlorobenzene	ug/L	50	45.5	91	75-119	
1,3-Dichloropropane	ug/L	50	49.5	99	77-125	
1,4-Dichlorobenzene	ug/L	50	46.2	92	74-118	
1-Methylnaphthalene	ug/L	50	39.0	78	51-164	
2,2-Dichloropropane	ug/L	50	52.0	104	52-137	
2-Butanone (MEK)	ug/L	250	237	95	57-130	
2-Chlorotoluene	ug/L	50	49.5	99	69-123	
2-Hexanone	ug/L	250	271	108	57-130	
2-Methylnaphthalene	ug/L	50	41.1	82	57-159	
4-Chlorotoluene	ug/L	50	48.4	97	74-122	
4-Methyl-2-pentanone (MIBK)	ug/L	250	274	110	58-134	
Acetone	ug/L	250	233	93	41-133	
Acrolein	ug/L	1000	1180	118	43-124	
Acrylonitrile	ug/L	250	259	103	66-131	
Benzene	ug/L	50	48.9	98	76-121	
Bromobenzene	ug/L	50	46.9	94	67-127	
Bromochloromethane	ug/L	50	56.1	112	65-126	
Bromodichloromethane	ug/L	50	56.0	112	72-125	
Bromoform	ug/L	50	49.3	99	57-134	
Bromomethane	ug/L	50	26.1	52	10-187	
Carbon disulfide	ug/L	50	49.6	99	59-125	
Carbon tetrachloride	ug/L	50	49.3	99	71-134	
Chlorobenzene	ug/L	50	46.4	93	74-119	
Chloroethane	ug/L	50	51.9	104	49-152	
Chloroform	ug/L	50	50.0	100	68-123	
Chloromethane	ug/L	50	39.4	79	33-133	
cis-1,2-Dichloroethene	ug/L	50	48.2	96	73-122	
cis-1,3-Dichloropropene	ug/L	50	55.5	111	69-128	
Dibromochloromethane	ug/L	50	51.9	104	69-127	
Dibromomethane	ug/L	50	50.5	101	74-126	
Dichlorodifluoromethane	ug/L	50	13.6	27	19-136	
Ethyl methacrylate	ug/L	50	54.9J	110	65-127	
Ethylbenzene	ug/L	50	47.2	94	74-122	
Hexachloro-1,3-butadiene	ug/L	50	41.6	83	65-140	
Iodomethane	ug/L	50	31.9	64	10-181	
Isopropylbenzene (Cumene)	ug/L	50	47.9	96	75-124	

Results presented on this page are in the units indicated by the "Units" column except where an alternate unit is presented to the right of the result.

This report shall not be reproduced, except in full,
without the written consent of Pace Analytical Services, LLC.

Pace Analytical Services, LLC
7726 Moller Road
Indianapolis, IN 46268
(317)228-3100

QUALITY CONTROL DATA

Project: HRID 1Q2023 21-1359-01E
Pace Project No.: 50337781

LABORATORY CONTROL SAMPLE: 3302818

Parameter	Units	Spike Conc.	LCS Result	LCS % Rec	% Rec Limits	Qualifiers
Methyl-tert-butyl ether	ug/L	50	50.0	100	71-125	
Methylene Chloride	ug/L	50	47.6	95	71-125	
n-Butylbenzene	ug/L	50	52.1	104	68-124	
n-Hexane	ug/L	50	44.1	88	60-132	
n-Propylbenzene	ug/L	50	50.8	102	75-122	
Naphthalene	ug/L	50	46.1	92	69-128	
p-Isopropyltoluene	ug/L	50	47.6	95	73-125	
sec-Butylbenzene	ug/L	50	48.9	98	76-125	
Styrene	ug/L	50	48.5	97	74-126	
tert-Butylbenzene	ug/L	50	52.5	105	69-123	
Tetrachloroethene	ug/L	50	43.3	87	74-129	
Toluene	ug/L	50	47.6	95	70-118	
trans-1,2-Dichloroethene	ug/L	50	47.3	95	69-124	
trans-1,3-Dichloropropene	ug/L	50	54.2	108	66-125	
trans-1,4-Dichloro-2-butene	ug/L	50	56.9J	114	43-155	
Trichloroethene	ug/L	50	47.4	95	73-125	
Trichlorofluoromethane	ug/L	50	49.7	99	56-139	
Vinyl acetate	ug/L	200	245	123	46-101	L1
Vinyl chloride	ug/L	50	42.8	86	46-134	
Xylene (Total)	ug/L	150	144	96	71-123	
4-Bromofluorobenzene (S)	%.			102	79-124	
Dibromofluoromethane (S)	%.			99	82-128	
Toluene-d8 (S)	%.			102	73-122	

MATRIX SPIKE & MATRIX SPIKE DUPLICATE: 3303249 3303250

Parameter	Units	50337781005 Result	MS Spike Conc.	MSD Spike Conc.	MS Result	MSD Result	MS % Rec	MSD % Rec	% Rec Limits	RPD	Max RPD	Qual
1,1,1,2-Tetrachloroethane	ug/L	ND	50	50	56.9	61.7	114	123	64-142	8	20	
1,1,1-Trichloroethane	ug/L	ND	50	50	60.7	65.1	121	130	60-143	7	20	
1,1,2,2-Tetrachloroethane	ug/L	ND	50	50	59.2	62.6	118	125	64-135	6	20	
1,1,2-Trichloroethane	ug/L	ND	50	50	60.2	65.4	120	131	66-137	8	20	
1,1-Dichloroethane	ug/L	ND	50	50	62.4	68.0	125	136	62-144	9	20	
1,1-Dichloroethene	ug/L	ND	50	50	64.2	66.8	128	134	55-158	4	20	
1,1-Dichloropropene	ug/L	ND	50	50	63.5	67.3	127	135	65-164	6	20	
1,2,3-Trichlorobenzene	ug/L	ND	50	50	43.9	46.6	88	93	35-149	6	20	
1,2,3-Trichloropropane	ug/L	ND	50	50	54.5	56.2	109	112	66-135	3	20	
1,2,4-Trichlorobenzene	ug/L	ND	50	50	42.7	47.0	85	94	27-149	9	20	
1,2,4-Trimethylbenzene	ug/L	ND	50	50	54.4	56.7	109	113	41-140	4	20	
1,2-Dibromoethane (EDB)	ug/L	ND	50	50	53.4	58.5	107	117	68-136	9	20	
1,2-Dichlorobenzene	ug/L	ND	50	50	50.5	54.7	101	109	47-140	8	20	
1,2-Dichloroethane	ug/L	ND	50	50	59.4	65.1	119	130	61-144	9	20	
1,2-Dichloropropane	ug/L	ND	50	50	62.4	68.4	125	137	67-141	9	20	
1,3,5-Trimethylbenzene	ug/L	ND	50	50	53.9	56.9	108	114	40-141	5	20	
1,3-Dichlorobenzene	ug/L	ND	50	50	49.2	51.8	98	104	39-142	5	20	

Results presented on this page are in the units indicated by the "Units" column except where an alternate unit is presented to the right of the result.

REPORT OF LABORATORY ANALYSIS

This report shall not be reproduced, except in full,
without the written consent of Pace Analytical Services, LLC.

Pace Analytical Services, LLC
7726 Moller Road
Indianapolis, IN 46268
(317)228-3100

QUALITY CONTROL DATA

Project: HRID 1Q2023 21-1359-01E
Pace Project No.: 50337781

MATRIX SPIKE & MATRIX SPIKE DUPLICATE: 3303249 3303250

Parameter	Units	50337781005 Result	MS Spike Conc.	MSD Spike Conc.	MS Result	MSD Result	MS % Rec	MSD % Rec	% Rec Limits	RPD	Max RPD	Qual
1,3-Dichloropropane	ug/L	ND	50	50	57.2	61.7	114	123	67-141	8	20	
1,4-Dichlorobenzene	ug/L	ND	50	50	49.7	52.5	99	105	39-140	5	20	
1-Methylnaphthalene	ug/L	ND	50	50	42.5	44.5	85	89	31-172	5	20	
2,2-Dichloropropane	ug/L	ND	50	50	57.3	61.2	115	122	32-144	7	20	
2-Butanone (MEK)	ug/L	ND	250	250	299	281	119	112	49-149	6	20	
2-Chlorotoluene	ug/L	ND	50	50	55.3	58.3	111	117	37-144	5	20	
2-Hexanone	ug/L	ND	250	250	322	306	129	123	48-147	5	20	
2-Methylnaphthalene	ug/L	ND	50	50	44.5	46.7	89	93	39-163	5	20	
4-Chlorotoluene	ug/L	ND	50	50	53.6	57.7	107	115	34-148	7	20	
4-Methyl-2-pentanone (MIBK)	ug/L	ND	250	250	322	322	129	129	50-152	0	20	
Acetone	ug/L	ND	250	250	284	245	114	98	23-157	15	20	
Acrolein	ug/L	ND	1000	1000	1350	1300	135	130	25-137	4	20	
Acrylonitrile	ug/L	ND	250	250	306	296	122	118	56-149	3	20	
Benzene	ug/L	ND	50	50	58.9	63.2	118	126	68-139	7	20	
Bromobenzene	ug/L	ND	50	50	55.3	58.8	111	118	49-142	6	20	
Bromochloromethane	ug/L	ND	50	50	69.4	73.4	139	147	58-143	6	20	M1
Bromodichloromethane	ug/L	ND	50	50	66.2	72.8	132	146	65-139	9	20	M1
Bromoform	ug/L	ND	50	50	54.2	60.2	108	120	51-139	11	20	
Bromomethane	ug/L	ND	50	50	21.5	37.4	43	75	10-189	54	20	R1
Carbon disulfide	ug/L	ND	50	50	57.8	61.4	116	123	45-143	6	20	
Carbon tetrachloride	ug/L	ND	50	50	60.7	65.7	121	131	61-153	8	20	
Chlorobenzene	ug/L	ND	50	50	53.5	57.0	107	114	57-137	6	20	
Chloroethane	ug/L	ND	50	50	65.1	66.5	130	133	41-183	2	20	
Chloroform	ug/L	ND	50	50	60.1	64.6	120	129	61-138	7	20	
Chloromethane	ug/L	ND	50	50	48.6	52.5	97	105	25-150	8	20	
cis-1,2-Dichloroethene	ug/L	8.4	50	50	66.4	70.6	116	125	58-142	6	20	
cis-1,3-Dichloropropene	ug/L	ND	50	50	61.0	67.4	122	135	53-140	10	20	
Dibromochloromethane	ug/L	ND	50	50	58.2	65.3	116	131	61-139	11	20	
Dibromomethane	ug/L	ND	50	50	59.7	65.4	119	131	69-138	9	20	
Dichlorodifluoromethane	ug/L	ND	50	50	15.6	26.1	31	52	10-150	50	20	R1
Ethyl methacrylate	ug/L	ND	50	50	63.8J	68.6J	128	137	57-141		20	
Ethylbenzene	ug/L	ND	50	50	54.5	58.4	109	117	54-141	7	20	
Hexachloro-1,3-butadiene	ug/L	ND	50	50	40.3	43.4	81	87	10-173	7	20	
Iodomethane	ug/L	ND	50	50	22.2	47.3	44	95	10-184	72	20	R1
Isopropylbenzene (Cumene)	ug/L	ND	50	50	54.7	56.4	109	113	48-145	3	20	
Methyl-tert-butyl ether	ug/L	ND	50	50	59.4	64.9	119	130	62-143	9	20	
Methylene Chloride	ug/L	ND	50	50	55.2	59.4	110	119	59-141	7	20	
n-Butylbenzene	ug/L	ND	50	50	52.6	55.0	105	110	19-150	5	20	
n-Hexane	ug/L	ND	50	50	43.2	45.1	86	90	44-145	4	20	
n-Propylbenzene	ug/L	ND	50	50	55.3	58.7	111	117	36-150	6	20	
Naphthalene	ug/L	ND	50	50	50.8	53.4	102	107	56-136	5	20	
p-Isopropyltoluene	ug/L	ND	50	50	50.6	52.7	101	105	28-152	4	20	
sec-Butylbenzene	ug/L	ND	50	50	52.8	55.6	106	111	36-151	5	20	
Styrene	ug/L	ND	50	50	56.2	59.2	112	118	51-146	5	20	

Results presented on this page are in the units indicated by the "Units" column except where an alternate unit is presented to the right of the result.

This report shall not be reproduced, except in full,
without the written consent of Pace Analytical Services, LLC.

Pace Analytical Services, LLC
7726 Moller Road
Indianapolis, IN 46268
(317)228-3100

QUALITY CONTROL DATA

Project: HRID 1Q2023 21-1359-01E
Pace Project No.: 50337781

MATRIX SPIKE & MATRIX SPIKE DUPLICATE: 3303249 3303250

Parameter	Units	50337781005 Result	MS Spike Conc.	MSD Spike Conc.	MS Result	MSD Result	MS % Rec	MSD % Rec	% Rec Limits	RPD	Max RPD	Qual
tert-Butylbenzene	ug/L	ND	50	50	59.4	62.5	119	125	42-142	5	20	
Tetrachloroethene	ug/L	29.3	50	50	77.7	80.6	97	103	50-149	4	20	
Toluene	ug/L	ND	50	50	55.9	59.3	112	119	59-134	6	20	
trans-1,2-Dichloroethene	ug/L	ND	50	50	56.1	59.6	112	119	57-141	6	20	
trans-1,3-Dichloropropene	ug/L	ND	50	50	61.0	67.0	122	134	51-136	10	20	
trans-1,4-Dichloro-2-butene	ug/L	ND	50	50	61.2J	61.6J	122	123	26-157		20	
Trichloroethene	ug/L	49.4	50	50	107	111	114	123	55-147	4	20	
Trichlorofluoromethane	ug/L	ND	50	50	62.8	64.1	126	128	55-160	2	20	
Vinyl acetate	ug/L	ND	200	200	260	279	130	140	24-109	7	20	M0
Vinyl chloride	ug/L	ND	50	50	54.2	56.6	108	113	36-154	4	20	
Xylene (Total)	ug/L	ND	150	150	165	174	110	116	50-143	5	20	
4-Bromofluorobenzene (S)	%.						104	100	79-124			
Dibromofluoromethane (S)	%.						101	100	82-128			
Toluene-d8 (S)	%.						101	101	73-122			

Results presented on this page are in the units indicated by the "Units" column except where an alternate unit is presented to the right of the result.

This report shall not be reproduced, except in full,
without the written consent of Pace Analytical Services, LLC.

Pace Analytical Services, LLC
7726 Moller Road
Indianapolis, IN 46268
(317)228-3100

QUALITY CONTROL DATA

Project: HRID 1Q2023 21-1359-01E
Pace Project No.: 50337781

QC Batch: 719644
QC Batch Method: EPA 5030/8260
Analysis Method: EPA 5030/8260
Analysis Description: 8260 MSV
Laboratory: Pace Analytical Services - Indianapolis
Associated Lab Samples: 50337781001, 50337781002, 50337781003, 50337781004, 50337781006, 50337781007, 50337781008, 50337781009, 50337781010, 50337781011

METHOD BLANK: 3303477
Matrix: Water
Associated Lab Samples: 50337781001, 50337781002, 50337781003, 50337781004, 50337781006, 50337781007, 50337781008, 50337781009, 50337781010, 50337781011

Parameter	Units	Blank Result	Reporting Limit	Analyzed	Qualifiers
1,1,1,2-Tetrachloroethane	ug/L	ND	5.0	02/21/23 12:18	
1,1,1-Trichloroethane	ug/L	ND	5.0	02/21/23 12:18	
1,1,2,2-Tetrachloroethane	ug/L	ND	5.0	02/21/23 12:18	
1,1,2-Trichloroethane	ug/L	ND	5.0	02/21/23 12:18	
1,1-Dichloroethane	ug/L	ND	5.0	02/21/23 12:18	
1,1-Dichloroethene	ug/L	ND	5.0	02/21/23 12:18	
1,1-Dichloropropene	ug/L	ND	5.0	02/21/23 12:18	
1,2,3-Trichlorobenzene	ug/L	ND	5.0	02/21/23 12:18	
1,2,3-Trichloropropane	ug/L	ND	5.0	02/21/23 12:18	
1,2,4-Trichlorobenzene	ug/L	ND	5.0	02/21/23 12:18	
1,2,4-Trimethylbenzene	ug/L	ND	5.0	02/21/23 12:18	
1,2-Dibromoethane (EDB)	ug/L	ND	5.0	02/21/23 12:18	
1,2-Dichlorobenzene	ug/L	ND	5.0	02/21/23 12:18	
1,2-Dichloroethane	ug/L	ND	5.0	02/21/23 12:18	
1,2-Dichloropropane	ug/L	ND	5.0	02/21/23 12:18	
1,3,5-Trimethylbenzene	ug/L	ND	5.0	02/21/23 12:18	
1,3-Dichlorobenzene	ug/L	ND	5.0	02/21/23 12:18	
1,3-Dichloropropane	ug/L	ND	5.0	02/21/23 12:18	
1,4-Dichlorobenzene	ug/L	ND	5.0	02/21/23 12:18	
1-Methylnaphthalene	ug/L	ND	10.0	02/21/23 12:18	
2,2-Dichloropropane	ug/L	ND	5.0	02/21/23 12:18	
2-Butanone (MEK)	ug/L	ND	25.0	02/21/23 12:18	
2-Chlorotoluene	ug/L	ND	5.0	02/21/23 12:18	
2-Hexanone	ug/L	ND	25.0	02/21/23 12:18	
2-Methylnaphthalene	ug/L	ND	10.0	02/21/23 12:18	
4-Chlorotoluene	ug/L	ND	5.0	02/21/23 12:18	
4-Methyl-2-pentanone (MIBK)	ug/L	ND	25.0	02/21/23 12:18	
Acetone	ug/L	ND	100	02/21/23 12:18	
Acrolein	ug/L	ND	50.0	02/21/23 12:18	
Acrylonitrile	ug/L	ND	100	02/21/23 12:18	
Benzene	ug/L	ND	5.0	02/21/23 12:18	
Bromobenzene	ug/L	ND	5.0	02/21/23 12:18	
Bromochloromethane	ug/L	ND	5.0	02/21/23 12:18	
Bromodichloromethane	ug/L	ND	5.0	02/21/23 12:18	
Bromoform	ug/L	ND	5.0	02/21/23 12:18	
Bromomethane	ug/L	ND	5.0	02/21/23 12:18	
Carbon disulfide	ug/L	ND	10.0	02/21/23 12:18	
Carbon tetrachloride	ug/L	ND	5.0	02/21/23 12:18	
Chlorobenzene	ug/L	ND	5.0	02/21/23 12:18	

Results presented on this page are in the units indicated by the "Units" column except where an alternate unit is presented to the right of the result.

This report shall not be reproduced, except in full,
without the written consent of Pace Analytical Services, LLC.

Pace Analytical Services, LLC
7726 Moller Road
Indianapolis, IN 46268
(317)228-3100

QUALITY CONTROL DATA

Project: HRID 1Q2023 21-1359-01E
Pace Project No.: 50337781

METHOD BLANK: 3303477 Matrix: Water

Associated Lab Samples: 50337781001, 50337781002, 50337781003, 50337781004, 50337781006, 50337781007, 50337781008, 50337781009, 50337781010, 50337781011

Parameter	Units	Blank Result	Reporting Limit	Analyzed	Qualifiers
Chloroethane	ug/L	ND	5.0	02/21/23 12:18	
Chloroform	ug/L	ND	5.0	02/21/23 12:18	
Chloromethane	ug/L	ND	5.0	02/21/23 12:18	
cis-1,2-Dichloroethene	ug/L	ND	5.0	02/21/23 12:18	
cis-1,3-Dichloropropene	ug/L	ND	5.0	02/21/23 12:18	
Dibromochloromethane	ug/L	ND	5.0	02/21/23 12:18	
Dibromomethane	ug/L	ND	5.0	02/21/23 12:18	
Dichlorodifluoromethane	ug/L	ND	5.0	02/21/23 12:18	
Ethyl methacrylate	ug/L	ND	100	02/21/23 12:18	
Ethylbenzene	ug/L	ND	5.0	02/21/23 12:18	
Hexachloro-1,3-butadiene	ug/L	ND	5.0	02/21/23 12:18	
Iodomethane	ug/L	ND	10.0	02/21/23 12:18	
Isopropylbenzene (Cumene)	ug/L	ND	5.0	02/21/23 12:18	
Methyl-tert-butyl ether	ug/L	ND	4.0	02/21/23 12:18	
Methylene Chloride	ug/L	ND	5.0	02/21/23 12:18	
n-Butylbenzene	ug/L	ND	5.0	02/21/23 12:18	
n-Hexane	ug/L	ND	5.0	02/21/23 12:18	
n-Propylbenzene	ug/L	ND	5.0	02/21/23 12:18	
Naphthalene	ug/L	ND	1.2	02/21/23 12:18	
p-Isopropyltoluene	ug/L	ND	5.0	02/21/23 12:18	
sec-Butylbenzene	ug/L	ND	5.0	02/21/23 12:18	
Styrene	ug/L	ND	5.0	02/21/23 12:18	
tert-Butylbenzene	ug/L	ND	5.0	02/21/23 12:18	
Tetrachloroethene	ug/L	ND	5.0	02/21/23 12:18	
Toluene	ug/L	ND	5.0	02/21/23 12:18	
trans-1,2-Dichloroethene	ug/L	ND	5.0	02/21/23 12:18	
trans-1,3-Dichloropropene	ug/L	ND	5.0	02/21/23 12:18	
trans-1,4-Dichloro-2-butene	ug/L	ND	100	02/21/23 12:18	
Trichloroethene	ug/L	ND	5.0	02/21/23 12:18	
Trichlorofluoromethane	ug/L	ND	5.0	02/21/23 12:18	
Vinyl acetate	ug/L	ND	50.0	02/21/23 12:18	
Vinyl chloride	ug/L	ND	2.0	02/21/23 12:18	
Xylene (Total)	ug/L	ND	10.0	02/21/23 12:18	
4-Bromofluorobenzene (S)	%.	96	79-124	02/21/23 12:18	
Dibromofluoromethane (S)	%.	93	82-128	02/21/23 12:18	
Toluene-d8 (S)	%.	99	73-122	02/21/23 12:18	

LABORATORY CONTROL SAMPLE: 3303478

Parameter	Units	Spike Conc.	LCS Result	LCS % Rec	% Rec Limits	Qualifiers
1,1,1,2-Tetrachloroethane	ug/L	50	49.3	99	77-125	
1,1,1-Trichloroethane	ug/L	50	48.7	97	69-125	
1,1,2,2-Tetrachloroethane	ug/L	50	55.1	110	72-123	

Results presented on this page are in the units indicated by the "Units" column except where an alternate unit is presented to the right of the result.

This report shall not be reproduced, except in full,
without the written consent of Pace Analytical Services, LLC.

Pace Analytical Services, LLC
7726 Moller Road
Indianapolis, IN 46268
(317)228-3100

QUALITY CONTROL DATA

Project: HRID 1Q2023 21-1359-01E
Pace Project No.: 50337781

LABORATORY CONTROL SAMPLE: 3303478

Parameter	Units	Spike Conc.	LCS Result	LCS % Rec	% Rec Limits	Qualifiers
1,1,2-Trichloroethane	ug/L	50	51.7	103	73-124	
1,1-Dichloroethane	ug/L	50	49.9	100	71-124	
1,1-Dichloroethene	ug/L	50	50.1	100	63-138	
1,1-Dichloropropene	ug/L	50	52.6	105	80-142	
1,2,3-Trichlorobenzene	ug/L	50	43.6	87	67-134	
1,2,3-Trichloropropane	ug/L	50	52.1	104	75-122	
1,2,4-Trichlorobenzene	ug/L	50	44.3	89	68-132	
1,2,4-Trimethylbenzene	ug/L	50	50.8	102	71-121	
1,2-Dibromoethane (EDB)	ug/L	50	48.6	97	75-123	
1,2-Dichlorobenzene	ug/L	50	46.8	94	76-118	
1,2-Dichloroethane	ug/L	50	50.3	101	68-126	
1,2-Dichloropropane	ug/L	50	51.3	103	73-127	
1,3,5-Trimethylbenzene	ug/L	50	50.4	101	72-120	
1,3-Dichlorobenzene	ug/L	50	45.7	91	75-119	
1,3-Dichloropropane	ug/L	50	51.3	103	77-125	
1,4-Dichlorobenzene	ug/L	50	47.1	94	74-118	
1-Methylnaphthalene	ug/L	50	44.0	88	51-164	
2,2-Dichloropropane	ug/L	50	51.5	103	52-137	
2-Butanone (MEK)	ug/L	250	280	112	57-130	
2-Chlorotoluene	ug/L	50	51.1	102	69-123	
2-Hexanone	ug/L	250	309	124	57-130	
2-Methylnaphthalene	ug/L	50	45.3	91	57-159	
4-Chlorotoluene	ug/L	50	49.8	100	74-122	
4-Methyl-2-pentanone (MIBK)	ug/L	250	307	123	58-134	
Acetone	ug/L	250	247	99	41-133	
Acrolein	ug/L	1000	1290	129	43-124	L1
Acrylonitrile	ug/L	250	291	117	66-131	
Benzene	ug/L	50	47.9	96	76-121	
Bromobenzene	ug/L	50	49.8	100	67-127	
Bromochloromethane	ug/L	50	55.6	111	65-126	
Bromodichloromethane	ug/L	50	54.0	108	72-125	
Bromoform	ug/L	50	50.4	101	57-134	
Bromomethane	ug/L	50	19.5	39	10-187	
Carbon disulfide	ug/L	50	48.8	98	59-125	
Carbon tetrachloride	ug/L	50	47.7	95	71-134	
Chlorobenzene	ug/L	50	47.3	95	74-119	
Chloroethane	ug/L	50	51.9	104	49-152	
Chloroform	ug/L	50	48.7	97	68-123	
Chloromethane	ug/L	50	41.6	83	33-133	
cis-1,2-Dichloroethene	ug/L	50	47.8	96	73-122	
cis-1,3-Dichloropropene	ug/L	50	55.7	111	69-128	
Dibromochloromethane	ug/L	50	51.6	103	69-127	
Dibromomethane	ug/L	50	52.1	104	74-126	
Dichlorodifluoromethane	ug/L	50	12.0	24	19-136	
Ethyl methacrylate	ug/L	50	56.7J	113	65-127	
Ethylbenzene	ug/L	50	47.9	96	74-122	
Hexachloro-1,3-butadiene	ug/L	50	42.7	85	65-140	

Results presented on this page are in the units indicated by the "Units" column except where an alternate unit is presented to the right of the result.

This report shall not be reproduced, except in full,
without the written consent of Pace Analytical Services, LLC.

Pace Analytical Services, LLC
7726 Moller Road
Indianapolis, IN 46268
(317)228-3100

QUALITY CONTROL DATA

Project: HRID 1Q2023 21-1359-01E
Pace Project No.: 50337781

LABORATORY CONTROL SAMPLE: 3303478

Parameter	Units	Spike Conc.	LCS Result	LCS % Rec	% Rec Limits	Qualifiers
Iodomethane	ug/L	50	18.9	38	10-181	
Isopropylbenzene (Cumene)	ug/L	50	49.4	99	75-124	
Methyl-tert-butyl ether	ug/L	50	49.5	99	71-125	
Methylene Chloride	ug/L	50	46.8	94	71-125	
n-Butylbenzene	ug/L	50	54.1	108	68-124	
n-Hexane	ug/L	50	43.2	86	60-132	
n-Propylbenzene	ug/L	50	52.7	105	75-122	
Naphthalene	ug/L	50	49.2	98	69-128	
p-Isopropyltoluene	ug/L	50	50.1	100	73-125	
sec-Butylbenzene	ug/L	50	50.8	102	76-125	
Styrene	ug/L	50	49.3	99	74-126	
tert-Butylbenzene	ug/L	50	49.9	100	69-123	
Tetrachloroethene	ug/L	50	43.9	88	74-129	
Toluene	ug/L	50	48.4	97	70-118	
trans-1,2-Dichloroethene	ug/L	50	46.7	93	69-124	
trans-1,3-Dichloropropene	ug/L	50	56.4	113	66-125	
trans-1,4-Dichloro-2-butene	ug/L	50	58.4J	117	43-155	
Trichloroethene	ug/L	50	46.7	93	73-125	
Trichlorofluoromethane	ug/L	50	50.0	100	56-139	
Vinyl acetate	ug/L	200	249	125	46-101	L1
Vinyl chloride	ug/L	50	23.1	46	46-134	
Xylene (Total)	ug/L	150	144	96	71-123	
4-Bromofluorobenzene (S)	%.			99	79-124	
Dibromofluoromethane (S)	%.			96	82-128	
Toluene-d8 (S)	%.			100	73-122	

MATRIX SPIKE SAMPLE: 3303479

Parameter	Units	50337781001 Result	Spike Conc.	MS Result	MS % Rec	% Rec Limits	Qualifiers
1,1,1,2-Tetrachloroethane	ug/L	ND	50	57.0	114	64-142	
1,1,1-Trichloroethane	ug/L	ND	50	60.8	122	60-143	
1,1,2,2-Tetrachloroethane	ug/L	ND	50	65.5	131	64-135	
1,1,2-Trichloroethane	ug/L	ND	50	61.1	122	66-137	
1,1-Dichloroethane	ug/L	ND	50	61.0	122	62-144	
1,1-Dichloroethene	ug/L	ND	50	65.7	131	55-158	
1,1-Dichloropropene	ug/L	ND	50	64.7	129	65-164	
1,2,3-Trichlorobenzene	ug/L	ND	50	46.8	94	35-149	
1,2,3-Trichloropropane	ug/L	ND	50	61.2	122	66-135	
1,2,4-Trichlorobenzene	ug/L	ND	50	46.9	94	27-149	
1,2,4-Trimethylbenzene	ug/L	ND	50	59.7	119	41-140	
1,2-Dibromoethane (EDB)	ug/L	ND	50	56.4	113	68-136	
1,2-Dichlorobenzene	ug/L	ND	50	54.9	110	47-140	
1,2-Dichloroethane	ug/L	ND	50	60.4	121	61-144	
1,2-Dichloropropane	ug/L	ND	50	62.9	126	67-141	
1,3,5-Trimethylbenzene	ug/L	ND	50	59.7	119	40-141	

Results presented on this page are in the units indicated by the "Units" column except where an alternate unit is presented to the right of the result.

This report shall not be reproduced, except in full,
without the written consent of Pace Analytical Services, LLC.

Pace Analytical Services, LLC
7726 Moller Road
Indianapolis, IN 46268
(317)228-3100

QUALITY CONTROL DATA

Project: HRID 1Q2023 21-1359-01E
Pace Project No.: 50337781

MATRIX SPIKE SAMPLE: 3303479

Parameter	Units	50337781001 Result	Spike Conc.	MS Result	MS % Rec	% Rec Limits	Qualifiers
1,3-Dichlorobenzene	ug/L	ND	50	53.2	106	39-142	
1,3-Dichloropropane	ug/L	ND	50	60.4	121	67-141	
1,4-Dichlorobenzene	ug/L	ND	50	54.0	108	39-140	
1-Methylnaphthalene	ug/L	ND	50	42.9	86	31-172	
2,2-Dichloropropane	ug/L	ND	50	57.2	114	32-144	
2-Butanone (MEK)	ug/L	ND	250	323	129	49-149	
2-Chlorotoluene	ug/L	ND	50	59.9	120	37-144	
2-Hexanone	ug/L	ND	250	358	143	48-147	
2-Methylnaphthalene	ug/L	ND	50	46.7	93	39-163	
4-Chlorotoluene	ug/L	ND	50	58.9	118	34-148	
4-Methyl-2-pentanone (MIBK)	ug/L	ND	250	357	143	50-152	
Acetone	ug/L	ND	250	365	146	23-157	
Acrolein	ug/L	ND	1000	1450	145	25-137	M0
Acrylonitrile	ug/L	ND	250	335	134	56-149	
Benzene	ug/L	ND	50	58.9	118	68-139	
Bromobenzene	ug/L	ND	50	58.4	117	49-142	
Bromochloromethane	ug/L	ND	50	68.8	138	58-143	
Bromodichloromethane	ug/L	ND	50	63.9	128	65-139	
Bromoform	ug/L	ND	50	57.9	116	51-139	
Bromomethane	ug/L	ND	50	16.5	33	10-189	
Carbon disulfide	ug/L	ND	50	64.5	129	45-143	
Carbon tetrachloride	ug/L	ND	50	57.6	115	61-153	
Chlorobenzene	ug/L	ND	50	55.5	111	57-137	
Chloroethane	ug/L	ND	50	66.0	132	41-183	
Chloroform	ug/L	ND	50	60.3	121	61-138	
Chloromethane	ug/L	ND	50	52.8	106	25-150	
cis-1,2-Dichloroethene	ug/L	11.1	50	70.8	119	58-142	
cis-1,3-Dichloropropene	ug/L	ND	50	62.8	126	53-140	
Dibromochloromethane	ug/L	ND	50	57.8	116	61-139	
Dibromomethane	ug/L	ND	50	62.1	124	69-138	
Dichlorodifluoromethane	ug/L	ND	50	15.2	30	10-150	
Ethyl methacrylate	ug/L	ND	50	66.1J	132	57-141	
Ethylbenzene	ug/L	ND	50	56.7	113	54-141	
Hexachloro-1,3-butadiene	ug/L	ND	50	43.0	86	10-173	
Iodomethane	ug/L	ND	50	14.5	29	10-184	
Isopropylbenzene (Cumene)	ug/L	ND	50	57.9	116	48-145	
Methyl-tert-butyl ether	ug/L	ND	50	59.3	119	62-143	
Methylene Chloride	ug/L	ND	50	59.5	119	59-141	
n-Butylbenzene	ug/L	ND	50	57.2	114	19-150	
n-Hexane	ug/L	ND	50	43.8	88	44-145	
n-Propylbenzene	ug/L	ND	50	60.7	121	36-150	
Naphthalene	ug/L	ND	50	54.7	109	56-136	
p-Isopropyltoluene	ug/L	ND	50	54.9	110	28-152	
sec-Butylbenzene	ug/L	ND	50	58.1	116	36-151	
Styrene	ug/L	ND	50	58.1	116	51-146	
tert-Butylbenzene	ug/L	ND	50	58.4	117	42-142	
Tetrachloroethene	ug/L	40.8	50	91.5	101	50-149	

Results presented on this page are in the units indicated by the "Units" column except where an alternate unit is presented to the right of the result.

This report shall not be reproduced, except in full,
without the written consent of Pace Analytical Services, LLC.

Pace Analytical Services, LLC
7726 Moller Road
Indianapolis, IN 46268
(317)228-3100

QUALITY CONTROL DATA

Project: HRID 1Q2023 21-1359-01E
Pace Project No.: 50337781

MATRIX SPIKE SAMPLE: 3303479

Parameter	Units	50337781001 Result	Spike Conc.	MS Result	MS % Rec	% Rec Limits	Qualifiers
Toluene	ug/L	ND	50	57.6	115	59-134	
trans-1,2-Dichloroethene	ug/L	ND	50	57.1	114	57-141	
trans-1,3-Dichloropropene	ug/L	ND	50	62.6	125	51-136	
trans-1,4-Dichloro-2-butene	ug/L	ND	50	65.6J	131	26-157	
Trichloroethene	ug/L	8.3	50	66.0	115	55-147	
Trichlorofluoromethane	ug/L	ND	50	66.4	133	55-160	
Vinyl acetate	ug/L	ND	200	273	137	24-109	M0
Vinyl chloride	ug/L	2.2	50	51.9	99	36-154	
Xylene (Total)	ug/L	ND	150	171	114	50-143	
4-Bromofluorobenzene (S)	%.				97	79-124	
Dibromofluoromethane (S)	%.				97	82-128	
Toluene-d8 (S)	%.				99	73-122	

SAMPLE DUPLICATE: 3303480

Parameter	Units	50337781002 Result	Dup Result	RPD	Max RPD	Qualifiers
1,1,1,2-Tetrachloroethane	ug/L	ND	ND		20	
1,1,1-Trichloroethane	ug/L	ND	ND		20	
1,1,2,2-Tetrachloroethane	ug/L	ND	ND		20	
1,1,2-Trichloroethane	ug/L	ND	ND		20	
1,1-Dichloroethane	ug/L	ND	ND		20	
1,1-Dichloroethene	ug/L	ND	ND		20	
1,1-Dichloropropene	ug/L	ND	ND		20	
1,2,3-Trichlorobenzene	ug/L	ND	ND		20	
1,2,3-Trichloropropane	ug/L	ND	ND		20	
1,2,4-Trichlorobenzene	ug/L	ND	ND		20	
1,2,4-Trimethylbenzene	ug/L	ND	ND		20	
1,2-Dibromoethane (EDB)	ug/L	ND	ND		20	
1,2-Dichlorobenzene	ug/L	ND	ND		20	
1,2-Dichloroethane	ug/L	ND	ND		20	
1,2-Dichloropropane	ug/L	ND	ND		20	
1,3,5-Trimethylbenzene	ug/L	ND	ND		20	
1,3-Dichlorobenzene	ug/L	ND	ND		20	
1,3-Dichloropropane	ug/L	ND	ND		20	
1,4-Dichlorobenzene	ug/L	ND	ND		20	
1-Methylnaphthalene	ug/L	ND	3.2J		20	
2,2-Dichloropropane	ug/L	ND	ND		20	
2-Butanone (MEK)	ug/L	ND	ND		20	
2-Chlorotoluene	ug/L	ND	ND		20	
2-Hexanone	ug/L	ND	4.4J		20	
2-Methylnaphthalene	ug/L	ND	2.6J		20	
4-Chlorotoluene	ug/L	ND	ND		20	
4-Methyl-2-pentanone (MIBK)	ug/L	ND	ND		20	
Acetone	ug/L	ND	27.6J		20	
Acrolein	ug/L	ND	22.5J		20	

Results presented on this page are in the units indicated by the "Units" column except where an alternate unit is presented to the right of the result.

REPORT OF LABORATORY ANALYSIS

This report shall not be reproduced, except in full,
without the written consent of Pace Analytical Services, LLC.

Pace Analytical Services, LLC
7726 Moller Road
Indianapolis, IN 46268
(317)228-3100

QUALITY CONTROL DATA

Project: HRID 1Q2023 21-1359-01E
Pace Project No.: 50337781

SAMPLE DUPLICATE: 3303480

Parameter	Units	50337781002 Result	Dup Result	RPD	Max RPD	Qualifiers
Acrylonitrile	ug/L	ND	6.4J		20	
Benzene	ug/L	ND	ND		20	
Bromobenzene	ug/L	ND	ND		20	
Bromochloromethane	ug/L	ND	ND		20	
Bromodichloromethane	ug/L	ND	ND		20	
Bromoform	ug/L	ND	ND		20	
Bromomethane	ug/L	ND	ND		20	
Carbon disulfide	ug/L	ND	ND		20	
Carbon tetrachloride	ug/L	ND	ND		20	
Chlorobenzene	ug/L	ND	ND		20	
Chloroethane	ug/L	ND	ND		20	
Chloroform	ug/L	ND	ND		20	
Chloromethane	ug/L	ND	ND		20	
cis-1,2-Dichloroethene	ug/L	ND	ND		20	
cis-1,3-Dichloropropene	ug/L	ND	ND		20	
Dibromochloromethane	ug/L	ND	ND		20	
Dibromomethane	ug/L	ND	ND		20	
Dichlorodifluoromethane	ug/L	ND	ND		20	
Ethyl methacrylate	ug/L	ND	ND		20	
Ethylbenzene	ug/L	ND	ND		20	
Hexachloro-1,3-butadiene	ug/L	ND	ND		20	
Iodomethane	ug/L	ND	ND		20	
Isopropylbenzene (Cumene)	ug/L	ND	ND		20	
Methyl-tert-butyl ether	ug/L	ND	ND		20	
Methylene Chloride	ug/L	ND	ND		20	
n-Butylbenzene	ug/L	ND	ND		20	
n-Hexane	ug/L	ND	ND		20	
n-Propylbenzene	ug/L	ND	ND		20	
Naphthalene	ug/L	ND	1.2		20	
p-Isopropyltoluene	ug/L	ND	ND		20	
sec-Butylbenzene	ug/L	ND	ND		20	
Styrene	ug/L	ND	ND		20	
tert-Butylbenzene	ug/L	ND	ND		20	
Tetrachloroethene	ug/L	14.1	13.8	2	20	
Toluene	ug/L	ND	ND		20	
trans-1,2-Dichloroethene	ug/L	ND	ND		20	
trans-1,3-Dichloropropene	ug/L	ND	ND		20	
trans-1,4-Dichloro-2-butene	ug/L	ND	ND		20	
Trichloroethene	ug/L	20.2	19.6	3	20	
Trichlorofluoromethane	ug/L	ND	ND		20	
Vinyl acetate	ug/L	ND	ND		20	
Vinyl chloride	ug/L	ND	ND		20	
Xylene (Total)	ug/L	ND	ND		20	
4-Bromofluorobenzene (S)	%.	94	96			
Dibromofluoromethane (S)	%.	93	93			
Toluene-d8 (S)	%.	100	99			

Results presented on this page are in the units indicated by the "Units" column except where an alternate unit is presented to the right of the result.

This report shall not be reproduced, except in full,
without the written consent of Pace Analytical Services, LLC.

Pace Analytical Services, LLC
7726 Moller Road
Indianapolis, IN 46268
(317)228-3100

QUALITY CONTROL DATA

Project: HRID 1Q2023 21-1359-01E
Pace Project No.: 50337781

QC Batch: 719647
QC Batch Method: EPA 5030/8260
Analysis Method: EPA 5030/8260
Analysis Description: 8260 MSV
Laboratory: Pace Analytical Services - Indianapolis
Associated Lab Samples: 50337781012, 50337781013, 50337781014

METHOD BLANK: 3303496
Matrix: Water
Associated Lab Samples: 50337781012, 50337781013, 50337781014

Parameter	Units	Blank Result	Reporting Limit	Analyzed	Qualifiers
1,1,1,2-Tetrachloroethane	ug/L	ND	5.0	02/21/23 12:32	
1,1,1-Trichloroethane	ug/L	ND	5.0	02/21/23 12:32	
1,1,2,2-Tetrachloroethane	ug/L	ND	5.0	02/21/23 12:32	
1,1,2-Trichloroethane	ug/L	ND	5.0	02/21/23 12:32	
1,1-Dichloroethane	ug/L	ND	5.0	02/21/23 12:32	
1,1-Dichloroethene	ug/L	ND	5.0	02/21/23 12:32	
1,1-Dichloropropene	ug/L	ND	5.0	02/21/23 12:32	
1,2,3-Trichlorobenzene	ug/L	ND	5.0	02/21/23 12:32	
1,2,3-Trichloropropane	ug/L	ND	5.0	02/21/23 12:32	
1,2,4-Trichlorobenzene	ug/L	ND	5.0	02/21/23 12:32	
1,2,4-Trimethylbenzene	ug/L	ND	5.0	02/21/23 12:32	
1,2-Dibromoethane (EDB)	ug/L	ND	5.0	02/21/23 12:32	
1,2-Dichlorobenzene	ug/L	ND	5.0	02/21/23 12:32	
1,2-Dichloroethane	ug/L	ND	5.0	02/21/23 12:32	
1,2-Dichloropropane	ug/L	ND	5.0	02/21/23 12:32	
1,3,5-Trimethylbenzene	ug/L	ND	5.0	02/21/23 12:32	
1,3-Dichlorobenzene	ug/L	ND	5.0	02/21/23 12:32	
1,3-Dichloropropane	ug/L	ND	5.0	02/21/23 12:32	
1,4-Dichlorobenzene	ug/L	ND	5.0	02/21/23 12:32	
1-Methylnaphthalene	ug/L	ND	10.0	02/21/23 12:32	
2,2-Dichloropropane	ug/L	ND	5.0	02/21/23 12:32	
2-Butanone (MEK)	ug/L	ND	25.0	02/21/23 12:32	
2-Chlorotoluene	ug/L	ND	5.0	02/21/23 12:32	
2-Hexanone	ug/L	ND	25.0	02/21/23 12:32	
2-Methylnaphthalene	ug/L	ND	10.0	02/21/23 12:32	
4-Chlorotoluene	ug/L	ND	5.0	02/21/23 12:32	
4-Methyl-2-pentanone (MIBK)	ug/L	ND	25.0	02/21/23 12:32	
Acetone	ug/L	ND	100	02/21/23 12:32	
Acrolein	ug/L	ND	50.0	02/21/23 12:32	
Acrylonitrile	ug/L	ND	100	02/21/23 12:32	
Benzene	ug/L	ND	5.0	02/21/23 12:32	
Bromobenzene	ug/L	ND	5.0	02/21/23 12:32	
Bromochloromethane	ug/L	ND	5.0	02/21/23 12:32	
Bromodichloromethane	ug/L	ND	5.0	02/21/23 12:32	
Bromoform	ug/L	ND	5.0	02/21/23 12:32	
Bromomethane	ug/L	ND	5.0	02/21/23 12:32	
Carbon disulfide	ug/L	ND	10.0	02/21/23 12:32	
Carbon tetrachloride	ug/L	ND	5.0	02/21/23 12:32	
Chlorobenzene	ug/L	ND	5.0	02/21/23 12:32	
Chloroethane	ug/L	ND	5.0	02/21/23 12:32	

Results presented on this page are in the units indicated by the "Units" column except where an alternate unit is presented to the right of the result.

This report shall not be reproduced, except in full,
without the written consent of Pace Analytical Services, LLC.

Pace Analytical Services, LLC
7726 Moller Road
Indianapolis, IN 46268
(317)228-3100

QUALITY CONTROL DATA

Project: HRID 1Q2023 21-1359-01E
Pace Project No.: 50337781

METHOD BLANK: 3303496 Matrix: Water
Associated Lab Samples: 50337781012, 50337781013, 50337781014

Parameter	Units	Blank Result	Reporting Limit	Analyzed	Qualifiers
Chloroform	ug/L	ND	5.0	02/21/23 12:32	
Chloromethane	ug/L	ND	5.0	02/21/23 12:32	
cis-1,2-Dichloroethene	ug/L	ND	5.0	02/21/23 12:32	
cis-1,3-Dichloropropene	ug/L	ND	5.0	02/21/23 12:32	
Dibromochloromethane	ug/L	ND	5.0	02/21/23 12:32	
Dibromomethane	ug/L	ND	5.0	02/21/23 12:32	
Dichlorodifluoromethane	ug/L	ND	5.0	02/21/23 12:32	
Ethyl methacrylate	ug/L	ND	100	02/21/23 12:32	
Ethylbenzene	ug/L	ND	5.0	02/21/23 12:32	
Hexachloro-1,3-butadiene	ug/L	ND	5.0	02/21/23 12:32	
Iodomethane	ug/L	ND	10.0	02/21/23 12:32	
Isopropylbenzene (Cumene)	ug/L	ND	5.0	02/21/23 12:32	
Methyl-tert-butyl ether	ug/L	ND	4.0	02/21/23 12:32	
Methylene Chloride	ug/L	ND	5.0	02/21/23 12:32	
n-Butylbenzene	ug/L	ND	5.0	02/21/23 12:32	
n-Hexane	ug/L	ND	5.0	02/21/23 12:32	
n-Propylbenzene	ug/L	ND	5.0	02/21/23 12:32	
Naphthalene	ug/L	ND	1.2	02/21/23 12:32	
p-Isopropyltoluene	ug/L	ND	5.0	02/21/23 12:32	
sec-Butylbenzene	ug/L	ND	5.0	02/21/23 12:32	
Styrene	ug/L	ND	5.0	02/21/23 12:32	
tert-Butylbenzene	ug/L	ND	5.0	02/21/23 12:32	
Tetrachloroethene	ug/L	ND	5.0	02/21/23 12:32	
Toluene	ug/L	ND	5.0	02/21/23 12:32	
trans-1,2-Dichloroethene	ug/L	ND	5.0	02/21/23 12:32	
trans-1,3-Dichloropropene	ug/L	ND	5.0	02/21/23 12:32	
trans-1,4-Dichloro-2-butene	ug/L	ND	100	02/21/23 12:32	
Trichloroethene	ug/L	ND	5.0	02/21/23 12:32	
Trichlorofluoromethane	ug/L	ND	5.0	02/21/23 12:32	
Vinyl acetate	ug/L	ND	50.0	02/21/23 12:32	
Vinyl chloride	ug/L	ND	2.0	02/21/23 12:32	
Xylene (Total)	ug/L	ND	10.0	02/21/23 12:32	
4-Bromofluorobenzene (S)	%.	95	79-124	02/21/23 12:32	
Dibromofluoromethane (S)	%.	93	82-128	02/21/23 12:32	
Toluene-d8 (S)	%.	99	73-122	02/21/23 12:32	

LABORATORY CONTROL SAMPLE: 3303497

Parameter	Units	Spike Conc.	LCS Result	LCS % Rec	% Rec Limits	Qualifiers
1,1,1,2-Tetrachloroethane	ug/L	50	48.8	98	77-125	
1,1,1-Trichloroethane	ug/L	50	48.5	97	69-125	
1,1,2,2-Tetrachloroethane	ug/L	50	54.5	109	72-123	
1,1,2-Trichloroethane	ug/L	50	51.3	103	73-124	
1,1-Dichloroethane	ug/L	50	50.8	102	71-124	

Results presented on this page are in the units indicated by the "Units" column except where an alternate unit is presented to the right of the result.

This report shall not be reproduced, except in full,
without the written consent of Pace Analytical Services, LLC.

Pace Analytical Services, LLC
7726 Moller Road
Indianapolis, IN 46268
(317)228-3100

QUALITY CONTROL DATA

Project: HRID 1Q2023 21-1359-01E
Pace Project No.: 50337781

LABORATORY CONTROL SAMPLE: 3303497

Parameter	Units	Spike Conc.	LCS Result	LCS % Rec	% Rec Limits	Qualifiers
1,1-Dichloroethene	ug/L	50	50.3	101	63-138	
1,1-Dichloropropene	ug/L	50	51.9	104	80-142	
1,2,3-Trichlorobenzene	ug/L	50	43.7	87	67-134	
1,2,3-Trichloropropane	ug/L	50	49.3	99	75-122	
1,2,4-Trichlorobenzene	ug/L	50	45.1	90	68-132	
1,2,4-Trimethylbenzene	ug/L	50	50.6	101	71-121	
1,2-Dibromoethane (EDB)	ug/L	50	47.3	95	75-123	
1,2-Dichlorobenzene	ug/L	50	47.1	94	76-118	
1,2-Dichloroethane	ug/L	50	49.3	99	68-126	
1,2-Dichloropropane	ug/L	50	52.0	104	73-127	
1,3,5-Trimethylbenzene	ug/L	50	50.8	102	72-120	
1,3-Dichlorobenzene	ug/L	50	46.7	93	75-119	
1,3-Dichloropropane	ug/L	50	49.8	100	77-125	
1,4-Dichlorobenzene	ug/L	50	46.7	93	74-118	
1-Methylnaphthalene	ug/L	50	43.6	87	51-164	
2,2-Dichloropropane	ug/L	50	51.1	102	52-137	
2-Butanone (MEK)	ug/L	250	248	99	57-130	
2-Chlorotoluene	ug/L	50	51.0	102	69-123	
2-Hexanone	ug/L	250	278	111	57-130	
2-Methylnaphthalene	ug/L	50	44.9	90	57-159	
4-Chlorotoluene	ug/L	50	50.2	100	74-122	
4-Methyl-2-pentanone (MIBK)	ug/L	250	281	112	58-134	
Acetone	ug/L	250	231	93	41-133	
Acrolein	ug/L	1000	1170	117	43-124	
Acrylonitrile	ug/L	250	255	102	66-131	
Benzene	ug/L	50	47.9	96	76-121	
Bromobenzene	ug/L	50	48.5	97	67-127	
Bromochloromethane	ug/L	50	56.0	112	65-126	
Bromodichloromethane	ug/L	50	54.8	110	72-125	
Bromoform	ug/L	50	50.5	101	57-134	
Bromomethane	ug/L	50	28.6	57	10-187	
Carbon disulfide	ug/L	50	48.6	97	59-125	
Carbon tetrachloride	ug/L	50	48.4	97	71-134	
Chlorobenzene	ug/L	50	46.8	94	74-119	
Chloroethane	ug/L	50	50.8	102	49-152	
Chloroform	ug/L	50	48.7	97	68-123	
Chloromethane	ug/L	50	38.7	77	33-133	
cis-1,2-Dichloroethene	ug/L	50	46.8	94	73-122	
cis-1,3-Dichloropropene	ug/L	50	54.8	110	69-128	
Dibromochloromethane	ug/L	50	51.0	102	69-127	
Dibromomethane	ug/L	50	49.2	98	74-126	
Dichlorodifluoromethane	ug/L	50	19.0	38	19-136	
Ethyl methacrylate	ug/L	50	55.9J	112	65-127	
Ethylbenzene	ug/L	50	47.7	95	74-122	
Hexachloro-1,3-butadiene	ug/L	50	41.7	83	65-140	
Iodomethane	ug/L	50	34.5	69	10-181	
Isopropylbenzene (Cumene)	ug/L	50	48.2	96	75-124	

Results presented on this page are in the units indicated by the "Units" column except where an alternate unit is presented to the right of the result.

This report shall not be reproduced, except in full,
without the written consent of Pace Analytical Services, LLC.

Pace Analytical Services, LLC
7726 Moller Road
Indianapolis, IN 46268
(317)228-3100

QUALITY CONTROL DATA

Project: HRID 1Q2023 21-1359-01E
Pace Project No.: 50337781

LABORATORY CONTROL SAMPLE: 3303497

Parameter	Units	Spike Conc.	LCS Result	LCS % Rec	% Rec Limits	Qualifiers
Methyl-tert-butyl ether	ug/L	50	48.9	98	71-125	
Methylene Chloride	ug/L	50	46.0	92	71-125	
n-Butylbenzene	ug/L	50	54.4	109	68-124	
n-Hexane	ug/L	50	43.2	86	60-132	
n-Propylbenzene	ug/L	50	53.0	106	75-122	
Naphthalene	ug/L	50	47.2	94	69-128	
p-Isopropyltoluene	ug/L	50	49.6	99	73-125	
sec-Butylbenzene	ug/L	50	51.6	103	76-125	
Styrene	ug/L	50	48.7	97	74-126	
tert-Butylbenzene	ug/L	50	55.3	111	69-123	
Tetrachloroethene	ug/L	50	43.3	87	74-129	
Toluene	ug/L	50	47.7	95	70-118	
trans-1,2-Dichloroethene	ug/L	50	45.9	92	69-124	
trans-1,3-Dichloropropene	ug/L	50	54.5	109	66-125	
trans-1,4-Dichloro-2-butene	ug/L	50	57.5J	115	43-155	
Trichloroethene	ug/L	50	47.0	94	73-125	
Trichlorofluoromethane	ug/L	50	49.1	98	56-139	
Vinyl acetate	ug/L	200	245	123	46-101	L1
Vinyl chloride	ug/L	50	41.7	83	46-134	
Xylene (Total)	ug/L	150	143	95	71-123	
4-Bromofluorobenzene (S)	%.			97	79-124	
Dibromofluoromethane (S)	%.			95	82-128	
Toluene-d8 (S)	%.			99	73-122	

Results presented on this page are in the units indicated by the "Units" column except where an alternate unit is presented to the right of the result.

This report shall not be reproduced, except in full,
without the written consent of Pace Analytical Services, LLC.

Pace Analytical Services, LLC
7726 Moller Road
Indianapolis, IN 46268
(317)228-3100

QUALIFIERS

Project: HRID 1Q2023 21-1359-01E
Pace Project No.: 50337781

DEFINITIONS

DF - Dilution Factor, if reported, represents the factor applied to the reported data due to dilution of the sample aliquot.

ND - Not Detected at or above adjusted reporting limit.

TNTC - Too Numerous To Count

J - Estimated concentration above the adjusted method detection limit and below the adjusted reporting limit.

MDL - Adjusted Method Detection Limit.

PQL - Practical Quantitation Limit.

RL - Reporting Limit - The lowest concentration value that meets project requirements for quantitative data with known precision and bias for a specific analyte in a specific matrix.

S - Surrogate

1,2-Diphenylhydrazine decomposes to and cannot be separated from Azobenzene using Method 8270. The result for each analyte is a combined concentration.

Consistent with EPA guidelines, unrounded data are displayed and have been used to calculate % recovery and RPD values.

LCS(D) - Laboratory Control Sample (Duplicate)

MS(D) - Matrix Spike (Duplicate)

DUP - Sample Duplicate

RPD - Relative Percent Difference

NC - Not Calculable.

SG - Silica Gel - Clean-Up

U - Indicates the compound was analyzed for, but not detected.

N-Nitrosodiphenylamine decomposes and cannot be separated from Diphenylamine using Method 8270. The result reported for each analyte is a combined concentration.

Reported results are not rounded until the final step prior to reporting. Therefore, calculated parameters that are typically reported as "Total" may vary slightly from the sum of the reported component parameters.

Pace Analytical is TNI accredited. Contact your Pace PM for the current list of accredited analytes.

TNI - The NELAC Institute.

ANALYTE QUALIFIERS

L1	Analyte recovery in the laboratory control sample (LCS) was above QC limits. Results for this analyte in associated samples may be biased high.
M0	Matrix spike recovery and/or matrix spike duplicate recovery was outside laboratory control limits.
M1	Matrix spike recovery exceeded QC limits. Batch accepted based on laboratory control sample (LCS) recovery.
R1	RPD value was outside control limits.
S0	Surrogate recovery outside laboratory control limits.

This report shall not be reproduced, except in full,
without the written consent of Pace Analytical Services, LLC.

Pace Analytical Services, LLC
7726 Moller Road
Indianapolis, IN 46268
(317)228-3100

QUALITY CONTROL DATA CROSS REFERENCE TABLE

Project: HRID 1Q2023 21-1359-01E
Pace Project No.: 50337781

Lab ID	Sample ID	QC Batch Method	QC Batch	Analytical Method	Analytical Batch
50337781001	**MW-24**	EPA 5030/8260	719644		
50337781002	**MW-36**	EPA 5030/8260	719644		
50337781003	**MW-32**	EPA 5030/8260	719644		
50337781004	**MW-26**	EPA 5030/8260	719644		
50337781005	**MW-33**	EPA 5030/8260	719434		
50337781006	**MW-40**	EPA 5030/8260	719644		
50337781007	**MW-43D**	EPA 5030/8260	719644		
50337781008	**MW-43**	EPA 5030/8260	719644		
50337781009	**MW-15**	EPA 5030/8260	719644		
50337781010	**MW-15D**	EPA 5030/8260	719644		
50337781011	**MW-14**	EPA 5030/8260	719644		
50337781012	**MW-14D**	EPA 5030/8260	719647		
50337781013	**MW-41**	EPA 5030/8260	719647		
50337781014	**TRIP BLANK**	EPA 5030/8260	719647		

This report shall not be reproduced, except in full,
without the written consent of Pace Analytical Services, LLC.

Pace Analytical
WWW.PACELABS.COM

CHA[illegible]cument

The Ch[illegible] be completed accurately.

Submitting a sample via this chain of custody constitutes acknowledgment and a[illegible]bs.com/hubfs/pas-standard-terms.pdf.

WO#: 50337781

50337781

Section A
Required Client Information:

Company:	Patriot_Indianapolis
Address:	6150 E. 75th St.
	Indianapolis, IN 46250
Email:	jcody@patrioteng.com
Phone:	317-576-8058 Fax:
Requested Due Date:	10 day TAT

Section B
Required Project Information:

Report To:	James Cody
Copy To:	
Purchase Order #:	21-1359-01E
Project Name:	HRID 1Q2023
Project #:	

Company Name:	Patriot IN
Address:	
Pace Quote:	
Pace Project Manager:	tina.sayer@pacelabs.com,
Pace Profile #:	6950-7

Regulatory Agency

State / Location: IN

MATRIX CODE: Drinking Water DW; Water WT; Waste Water WW; Product P; Soil/Solid SL; Oil OL; Wipe WP; Air AR; Other OT; Tissue TS

ITEM #	SAMPLE ID (One Character per box. (A-Z, 0-9 / , -) Sample Ids must be unique)	MATRIX CODE (see valid codes to left)	SAMPLE TYPE (G=GRAB C=COMP)	COLLECTED START DATE	COLLECTED START TIME	COLLECTED END DATE	COLLECTED END TIME	SAMPLE TEMP AT COLLECTION	# OF CONTAINERS	Preservatives: Unpreserved	H2SO4	HNO3	HCl	NaOH	Na2S2O3	Methanol	Other	Analyses Test (Y/N): VOCs by 8260	Residual Chlorine (Y/N)
1	MW-24	WT	G	2.17.23	811				3				X					Y	
2	MW-36			1	902				3				X					X	
3	MW-32			2.16.23	1233				3				X					X	
4	MW-26			1	1149				3				X					X	
5	MW-33			2.17.23	957				3				X					X	
6	MW-40			2.16.23	1521				3				X					X	
7	MW-43D			2.17.23	1233				3				X					X	
8	MW-43				1307				3				X					X	
9	MW-15				1144				3				X					X	
10	MW-15D			1	1107				3				X					X	
11	MW-14			2.16.23	1408				3				X					X	
12	MW-14D	1	1	1	1332				3				X					Y	

ADDITIONAL COMMENTS	RELINQUISHED BY / AFFILIATION	DATE	TIME	ACCEPTED BY / AFFILIATION	DATE	TIME	SAMPLE CONDITIONS			
**NEED IN RCG EDD- #800	Kilauren Driscoll / Patriot	2.17.23	14:39	Maureen Winslow	2/17/23	1439	.6	Y	Y	Y

SAMPLER NAME AND SIGNATURE

PRINT Name of SAMPLER: Kilauren Driscoll

SIGNATURE of SAMPLER: Kilauren Driscoll

DATE Signed: 2.17.23

TEMP in C | Received on Ice (Y/N) | Custody Sealed Cooler (Y/N) | Samples Intact (Y/N)

CHAIN-OF-CUSTODY / Analytical Request Document

Pace Analytical® WWW.PACELABS.COM

The Chain-of-Custody is a LEGAL DOCUMENT. All relevant fields must be completed accurately.

Submitting a sample via this chain of custody constitutes acknowledgment and acceptance of the Pace Terms and Conditions found at https://info.pacelabs.com/hubfs/pas-standard-terms.pdf.

Section A — Required Client Information:

Company:	Patriot_Indianapolis
Address:	6150 E. 75th St.
	Indianapolis, IN 46250
Email:	jcody@patrioteng.com
Phone:	317-576-8058 Fax:
Requested Due Date:	10 day TAT

Section B — Required Project Information:

Report To:	James Cody
Copy To:	
Purchase Order #:	21-1359-01E
Project Name:	HRID 1Q2023
Project #:	

Section C — Invoice Information:

Attention:	Accounts Payable
Company Name:	Patriot IN
Address:	
Pace Quote:	
Pace Project Manager:	tina.sayer@pacelabs.com,
Pace Profile #:	6950-7

Regulatory Agency	
State / Location	
	IN

Requested Analysis Filtered (Y/N)

ITEM #	SAMPLE ID (One Character per box. (A-Z, 0-9 / , -) Sample Ids must be unique)	MATRIX CODE (see valid codes to left)	SAMPLE TYPE (G=GRAB C=COMP)	COLLECTED START DATE	COLLECTED START TIME	COLLECTED END DATE	COLLECTED END TIME	SAMPLE TEMP AT COLLECTION	# OF CONTAINERS	Unpreserved	H2SO4	HNO3	HCl	NaOH	Na2S2O3	Methanol	Other	Analyses Test / Y/N	M/E/E RSK 175	Chloride/Sulfate 9056	Total Fe, Mn 6010	LF Diss Fe, Mn 6010	Alkalinity 2320	CO2 Calculation	Nitrate 353.2	Sulfide 4500S2D	TOC 5301	VOCs 8260			Residual Chlorine (Y/N)	
1	MW-41	WT	G	2.16.23	1058				3				X															Y				
2	MW-33 MS			2.17.23	957				3				X															Y				
3	MW-33 MSD				957				3				X															Y				
4	Trip blank								3				X															Y				
5																																
6																																
7																																
8																																
9																																
10																																
11																																
12																																

MATRIX CODE: Drinking Water DW; Water WT; Waste Water WW; Product P; Soil/Solid SL; Oil OL; Wipe WP; Air AR; Other OT; Tissue TS

ADDITIONAL COMMENTS	RELINQUISHED BY / AFFILIATION	DATE	TIME	ACCEPTED BY / AFFILIATION	DATE	TIME	SAMPLE CONDITIONS			
**NEED IN RCG EDD- #800	Kilauren Driscoll/Patriot	2.17.23	14:39	Marcus Winkler	2/17/23	1439	N	Y	Y	Y
Nitrate is 48HR Short Hold										

SAMPLER NAME AND SIGNATURE

PRINT Name of SAMPLER: Kilauren Driscoll

SIGNATURE of SAMPLER: Kilauren Driscoll — DATE Signed: 2.17.23

TEMP in C	Received on Ice (Y/N)	Custody Sealed Cooler (Y/N)	Samples Intact (Y/N)

Pace

SAMPLE CONDITION UPON RECEIPT FORM

Date/Time and Initials of person examining contents: 2/17/23 1858 - MW

1. Courier: ☐ FED EX ☐ UPS ☑ CLIENT ☐ PACE ☐ USPS ☐ OTHER _____

2. Custody Seal on Cooler/Box Present: ☑ Yes ☐ No

(If yes)Seals Intact: ☑ Yes ☐ No **(leave blank if no seals were present)**

3. Thermometer: 1 2 3 4 5 6 A B C D E F

4. Cooler Temperature(s): .6/.6 | | | |

(Initial/Corrected) RECORD TEMPS OF ALL COOLERS RECEIVED (use Comments below to add more)

5. Packing Material: ☐ Bubble Wrap ☑ Bubble Bags ☐ None ☐ Other _____

6. Ice Type: ☑ Wet ☐ Blue ☐ None

7. If temp. is over 6°C or under 0°C, was the PM notified?: ☐ Yes ☐ No

Cooler temp should be above freezing to 6°C

All discrepancies will be written out in the comments section below.

	Yes	No		Yes	No	N/A
USDA Regulated Soils? (HI, ID, NY, WA, OR,CA, NM, TX, OK, AR, LA, TN, AL, MS, NC, SC, GA, FL, or Puerto Rico)		✓	All containers needing acid/base preservation have been pH CHECKED?: **Exceptions: VOA, coliform, LLHg, O&G, RAD CHEM, and any container with a septum cap or preserved with HCl.** **Circle:** **HNO3 (<2) H2SO4 (<2) NaOH (>10) NaOH/ZnAc (>9)** Any non-conformance to pH recommendations will be noted on the container count form			
Short Hold Time Analysis (48 hours or less)? Analysis:		✓				✓
Time 5035A TC placed in Freezer or Short Holds To Lab	Time:	✓	Residual Chlorine Check (SVOC 625 Pest/PCB 608)	Present	Absent	N/A ✓
Rush TAT Requested (4 days or less):	✓	✓	Residual Chlorine Check (Total/Amenable/Free Cyanide)			✓
Custody Signatures Present?	✓		Headspace Wisconsin Sulfide?			✓
Containers Intact?:	✓		Headspace in VOA Vials (>6mm): See Containter Count form for details	Present	Absent ✓	No VOA Vials Sent
Sample Label (IDs/Dates/Times) Match COC?: Except TCs, which only require sample ID	✓		Trip Blank Present?	✓		
Extra labels on Terracore Vials? (soils only)			Trip Blank Custody Seals?:	✓		

COMMENTS:

COC PAGE 1 of 2

Sample Container Count

** Place a RED dot on containers that are out of conformance **

COC Line Item	WGFU	MeOH (only) / SBS / DI / R	VIALS					AMBER GLASS							PLASTIC									OTHER				Matrix	Nitric Red HNO3 <2	Sulfuric Yellow H2SO4 <2	Sodium Hydroxide Green NaOH >10	Sodium Hydroxide/ ZnAc Black NaOH/Zn Ac >9
			DG9H	VG9H	VOA VIAL HS (>6mm)	VG9U	DG9U	VG9T	AG0U	AG1H	AG1U	AG2U	AG3S	AG3SF	AG3C	BP1U	BP1N	BP2U	BP3U	BP3N	BP3F	BP3S	BP3B	BP3Z	CG3H	CG3F	Syringe Kit						
1			3																													
2																																
3																																
4																																
5			9																													
6			3																													
7																																
8																																
9																																
10																																
11																																
12																																

Container Codes

Glass

DG9H	40mL HCl amber voa vial	BG1T	1L Na Thiosulfate clear glass
DG9P	40mL TSP amber vial	BG1U	1L unpreserved glass
DG9S	40mL H2SO4 amber vial	BG3H	250mL HCl Clear Glass
DG9T	40mL Na Thio amber vial	BG3U	250mL Unpres Clear Glass
DG9U	40mL unpreserved amber vial	AG0U	100mL unpres amber glass
VG9H	40mL HCl clear vial	AG1H	1L HCl amber glass
VG9T	40mL Na Thio. clear vial	AG1S	1L H2SO4 amber glass
VG9U	40mL unpreserved clear vial	AG1T	1L Na Thiosulfate amber glass
I	40mL w/hexane wipe vial	AG1U	1liter unpres amber glass
WGKU	8oz unpreserved clear jar	AG2N	500mL HNO3 amber glass
WGFU	4oz clear soil jar	AG2S	500mL H2SO4 amber glass
JGFU	4oz unpreserved amber wide	AG2U	500mL unpres amber glass
CG3H	250mL clear glass HCl	AG3S	250mL H2SO4 amber glass
CG3F	250mL clear glass HCl, Field Filter	AG3SF	250mL H2SO4 amb glass -field filtered
BG1H	1L HCl clear glass	AG3U	250mL unpres amber glass
BG1S	1L H2SO4 clear glass	AG3C	250mL NaOH amber glass

Plastic

BP1B	1L NaOH plastic	BP4U	125mL unpreserved plastic
BP1N	1L HNO3 plastic	BP4N	125mL HNO3 plastic
BP1S	1L H2SO4 plastic	BP4S	125mL H2SO4 plastic
BP1U	1L unpreserved plastic		
BP1Z	1L NaOH, Zn, Ac		
BP2N	500mL HNO3 plastic		
BP2C	500mL NaOH plastic		
BP2S	500mL H2SO4 plastic		
BP2U	500mL unpreserved plastic		
BP2Z	500mL NaOH, Zn Ac		
BP3B	250mL NaOH plastic		
BP3N	250mL HNO3 plastic		
BP3F	250mL HNO3 plastic-field filtered		
BP3U	250mL unpreserved plastic		
BP3S	250mL H2SO4 plastic		
BP3Z	250mL NaOH, ZnAc plastic		

Miscellaneous

Syringe Kit	LL Cr+6 sampling kit
ZPLC	Ziploc Bag
R	Terracore Kit
SP5T	120mL Coliform Sodium Thiosulfate
GN	General Container
U	Summa Can (air sample)
WT	Water
SL	Solid Solid
OL:	Oil
NAL	Non-aqueous liquid
WP	Wipe

COC PAGE 2 of 2

Sample Container Count

** Place a RED dot on containers that are out of conformance **

			VIALS					AMBER GLASS							PLASTIC									OTHER								
		MeOH (only)																											Nitric	Sulfuric	Sodium Hydroxide	Sodium Hydroxide/ ~ZnAc
		SBS																											Red	Yellow	Green	Black
		DI																														
COC Line Item	WGFU	R	DG9H	VG9H	VOA VIAL HS (>6mm)	VG9U	DG9U	VG9T	AG0U	AG1H	AG1U	AG2U	AG3S	AG3SF	AG3C	BP1U	BP1N	BP2U	BP3U	BP3N	BP3F	BP3S	BP3B	BP3Z	CG3H	CG3F	Syringe Kit		Matrix	HNO3 <2	H2SO4 <2	NaOH >10	NaOH/Zn Ac >9
1			3																										WT				
2																																	
3																																	
4			3																										WT				
5																																	
6																																	
7																																	
8																																	
9																																	
10																																	
11																																	
12																																	

Container Codes

Glass

DG9H	40mL HCl amber voa vial	BG1T	1L Na Thiosulfate clear glass
DG9P	40mL TSP amber vial	BG1U	1L unpreserved glass
DG9S	40mL H2SO4 amber vial	BG3H	250mL HCl Clear Glass
DG9T	40mL Na Thio amber vial	BG3U	250mL Unpres Clear Glass
DG9U	40mL unpreserved amber vial	AG0U	100mL unpres amber glass
VG9H	40mL HCl clear vial	AG1H	1L HCl amber glass
VG9T	40mL Na Thio. clear vial	AG1S	1L H2SO4 amber glass
VG9U	40mL unpreserved clear vial	AG1T	1L Na Thiosulfate amber glass
I	40mL w/hexane wipe vial	AG1U	1liter unpres amber glass
WGKU	8oz unpreserved clear jar	AG2N	500mL HNO3 amber glass
WGFU	4oz clear soil jar	AG2S	500mL H2SO4 amber glass
JGFU	4oz unpreserved amber wide	AG2U	500mL unpres amber glass
CG3H	250mL clear glass HCl	AG3S	250mL H2SO4 amber glass
CG3F	250mL clear glass HCl, Field Filter	AG3SF	250mL H2SO4 amb glass -field filtered
BG1H	1L HCl clear glass	AG3U	250mL unpres amber glass
BG1S	1L H2SO4 clear glass	AG3C	250mL NaOH amber glass

Plastic

BP1B	1L NaOH plastic
BP1N	1L HNO3 plastic
BP1S	1L H2SO4 plastic
BP1U	1L unpreserved plastic
BP1Z	1L NaOH, Zn, Ac
BP2N	500mL HNO3 plastic
BP2C	500mL NaOH plastic
BP2S	500mL H2SO4 plastic
BP2U	500mL unpreserved plastic
BP2Z	500mL NaOH, Zn Ac
BP3B	250mL NaOH plastic
BP3N	250mL HNO3 plastic
BP3F	250mL HNO3 plastic-field filtered
BP3U	250mL unpreserved plastic
BP3S	250mL H2SO4 plastic
BP3Z	250mL NaOH, ZnAc plastic
BP4U	125mL unpreserved plastic
BP4N	125mL HNO3 plastic
BP4S	125mL H2SO4 plastic

Miscellaneous

Syringe Kit	LL Cr+6 sampling kit
ZPLC	Ziploc Bag
R	Terracore Kit
SP5T	120mL Coliform Sodium Thiosulfate
GN	General Container
U	Summa Can (air sample)
WT	Water
SL	Solid Solid
OL:	Oil
NAL	Non-aqueous liquid
WP	Wipe