THIRD QUARTER 2023 QUARTERLY GROUNDWATER MONITORING REPORT

FORMER HOAGLAND TOMATO CANNERY
1130 EASTVIEW DRIVE
FRANKLIN, INDIANA
IDEM STATE CLEANUP SITE #2013-34567
PATRIOT PROJECT NO. 21-1359-01E

Submitted to:

INDIANA DEPARTMENT OF ENVIRONMENTAL MANAGEMENT
Office of Land Quality, State Cleanup Program
100 N. Senate Ave., IGCN, Room 1101
Indianapolis, IN 46204-2251
Attn: Mr. Tim Johnson

Submitted for:

RROBERT CLAWSON dba HURRICANE ROAD INDUSTRIAL DEVELOPMENT
c/o Kroger Gardis & Regas LLP
111 Monument Circle, Suite 900
Indianapolis, Indiana 46204
Attention: Mr. Greg Cafouros

Submitted by:

PATRIOT ENGINEERING AND ENVIRONMENTAL INC.
6150 E. 75th Street
Indianapolis, Indiana 46250

AUGUST 17, 2023

August 17, 2023

State Cleanup Section
Indiana Department of Environmental Management
100 N. Senate Avenue, IGCN Room 1101
Indianapolis, Indiana 46204-2251
Attention: Mr. Tim Johnson

Re: Third Quarter 2023 Quarterly Groundwater Monitoring Report
Former Hoagland Canning Property
1130 Eastview Drive, Franklin, Indiana
IDEM State Cleanup Site #2013-34567
Patriot Project No. 21-1359-01E

Dear Mr. Johnson:

On behalf of Kroger Gardis & Regas, LLP and Robert Clawson dba Hurricane Road Industrial Development, Patriot Engineering & Environmental, Inc. has prepared this report for the Third Quarter 2023 (3Q2023) groundwater monitoring event performed at the former Hoagland Tomato Cannery (Hoagland) property located at 1130 Eastview Drive in Franklin, Indiana. The 3Q2023 sampling event is the seventh post-remediation monitoring event performed at the Hoagland property. Per the approved Remediation Work Plan for the Site, groundwater sampling was not performed on the adjacent Kasting Family Limited Partnership agricultural property during the 3Q2023 to avoid damaging crops. This report documents the groundwater sampling activities and presents our findings.

Please contact Mike Casper at mcasper@patrioteng.com or 317 576-8058 if you have any questions or comments regarding this report or require any additional information.

Sincerely,

Patriot Engineering and Environmental, Inc.

James J. Cody
Project Manager
Environmental Division

Michael F. Casper, LPG
Principal
Chief Environmental Consultant

cc: Greg Cafouros, Kroger Gardis & Regas, LLP

Attachments

TABLE OF CONTENTS

Section **Page**

1.0 INTRODUCTION 1

2.0 SITE IDENTIFICATION 1

3.0 BACKGROUND 2
3.1 PROJECT SITE DESCRIPTION 2
3.2 CONTAMINANTS OF CONCERN 2
3.3 REMEDIATION ACTIVITIES 3

4.0 THIRD QUARTER 2023 POST-INJECTION GROUNDWATER MONITORING 3
4.1 MONITORING WELL SAMPLING 4
4.2 GROUNDWATER FLOW DATA 6
4.3 GROUNDWATER FIELD SCREENING RESULTS 6
4.4 GROUNDWATER ANALYTICAL RESULTS 7
4.4.1 Regulatory Standards 7
4.4.2 HRID Property 7
4.4.3 Kasting Property 8
4.5 EVALUATION OF PRB EFFECTIVENESS 8

5.0 CONCLUSIONS 12

7.0 MONITORING SCHEDULE 13

Appendix A: Figures
Figure 1 - Site Location Map
Figure 2 - Site Layout Map
Figure 3 – Shallow Potentiometric Surface Map July 2023
Figure 4 – Deep Potentiometric Surface Map July 2023
Figure 5 – On-Site Shallow Groundwater Analytical Results Map
Figure 6 – On-Site Deep Groundwater Analytical Results Map

Appendix B: Tables
Table 1 – Well Construction Summary
Table 2 – Compiled Groundwater Elevation Data
Table 3 – Summary of Field Screening Parameters
Table 4 – 3Q2023 On-Site Groundwater Analytical Results and Post-Injection Trends
Table 5 – Comprehensive Groundwater Analytical Results

Appendix C: 3Q2023 Low Flow Sampling Logs

Appendix D: 3Q2023 Laboratory Analytical Reports

THIRD QUARTER 2023 QUARTERLY GROUNDWATER MONITORING REPORT

FORMER HOAGLAND TOMATO CANNERY
1130 EASTVIEW DRIVE
FRANKLIN, INDIANA
IDEM STATE CLEANUP SITE #2013-34567
PATRIOT PROJECT NO. 21-1359-01E

1.0 INTRODUCTION

On behalf of Kroger Gardis & Regas LLP and Robert Clawson dba Hurricane Road Industrial Development (HRID), Patriot Engineering and Environmental, Inc. (Patriot) is pleased to submit this Third Quarter 2023 (3Q2023) Quarterly Groundwater Monitoring Report for the former Hoagland Tomato Cannery (Hoagland) property located at 1130 Eastview Drive in Franklin, Indiana ("HRID Property") and the adjacent Kasting Family Limited Partnership ("Kasting") agricultural property ("Kasting Property") (collectively referred to as "the Site") . The groundwater monitoring work was performed in accordance with Patriot's Indiana Department of Environmental Management (IDEM)-approved *Remediation Work Plan* (RWP) (June 18, 2021, Virtual File Cabinet [VFC] document #83172153), IDEM's *Hoagland Tomato Factory Further Site Investigation 4, Remediation Work Plan Review* letter (August 5, 2021, VFC document #83204214), Patriot's *Off-Site Investigation Report and Remediation Work Plan Addendum* (RWP Addendum) (January 27, 2022, VFC document #83272753), and IDEM's *Off-Site Investigation Report and Remedial Work Plan Addendum* comment letter (February 16, 2022, VFC document #83285859) for the Site. This report documents the groundwater sampling activities and presents our findings and conclusions for the Site.

The 3Q2023 event is the seventh post-remediation monitoring event performed at the HRID Property. In accordance with the approved RWP and RWP Addendum, no groundwater sampling was performed at the Kasting Property during the 3Q2023 to avoid damaging crops.

2.0 SITE IDENTIFICATION

The HRID Property is located at 1130 Eastview Drive on the northeast side of Franklin, Johnson County, Indiana and the Kasting Property adjoins the HRID Property to the east.

The Site location is shown on the Site Location Map included as Figure 1 in Appendix A. The layout of the Site is depicted on Figure 2 in Appendix A.

3.0 BACKGROUND

3.1 Project Site Description

The HRID Property is a portion of the former Hoagland property, a former tomato canning operation that was subsequently divided into two properties. Mr. Robert Clawson, doing business as HRID, owns the eastern portion of the former Hoagland property at 1130 Eastview Drive. Mr. Clawson leases the buildings on the property to various commercial tenants. The HRID Property includes six buildings, including two along the west portion of the northern property boundary, two in the south-central part of the site, and two unoccupied structures in the central part of the site. The area around the buildings is concrete paved and most of the remainder of the western portion of the Site is grass and/or gravel covered. A large, wooded area comprises the northeastern part of the Site.

The Kasting Property is an agricultural field with Hurricane Creek running along the eastern side of the property.

3.2 Contaminants of Concern

No significant quantities of hazardous materials have been used or stored at the Site by HRID or Kasting and no records were available detailing the use of hazardous materials by previous owners of the Site. It is not known whether the soil and groundwater impacts discovered at the Site are the results of historic commercial/industrial activities at the HRID Property, or unknown and illegal dumping of waste materials on the HRID Property or properties to the west of the Site.

The Site has been the subject of environmental investigation activities from 2013 through 2021. The previous investigations performed at the Site have revealed the presence of chlorinated volatile organic compounds (cVOCs) in both soil and groundwater. The specific chemicals of concern (COCs) at the Site include tetrachloroethene (PCE), trichloroethene (TCE), cis-1,2-dichloroethene (cDCE), trans-1,2-dichloroethene (tDCE), and vinyl chloride (VC).

Shallow and deep-zone groundwater PCE impacts are limited to the western part of the HRID Property; however, shallow-zone TCE impacts extend to the east approximately 500 feet onto the Kasting Property. In addition, deep and intermediate-zone TCE and cDCE impacts extend off the HRID Property to the east-northeast approximately 1,700 feet onto the Kasting Property, with the direction of COC migration believed to be historically controlled by a former municipal water supply well field located on the northeast portion of the Kasting Property and the topography of the clay confining layer beneath the Kasting Property.

3.3 Remediation Activities

Groundwater remediation activities were performed on the HRID Property between September 14 and November 17, 2021. The on-site remediation included the injection of S-MicroZVI™ zero-valent iron, 3D MicroEmulsion (3DMe), and BioDechlor INNOCULUM Plus (BDI Plus) enhanced reductive dechlorination (ERD) products in a series of five permeable reactive barriers (PRBs) and the injection of PlumeStop® Liquid Activated Carbon™ (PlumeStop) and S-MicroZVI™ zero-valent iron in a PRB along the northeastern and eastern property boundaries. All the injected products are manufactured by Regenesis Bioremediation Products, Inc. (Regenesis).

Groundwater remediation activities were performed on the Kasting Property between February 22 and April 26, 2022 and involved the injection of S-MicroZVI™ zero-valent iron, 3DMe, BDI Plus ERD products in a series of six PRBs.

4.0 THIRD QUARTER 2023 POST-INJECTION GROUNDWATER MONITORING

The 3Q2023 semi-annual groundwater monitoring was the seventh post-injection quarterly groundwater monitoring event following completion of the remediation at the HRID Property. Three post-injection quarterly groundwater monitoring events following completion of remediation on the Kasting Property have been performed over the last four calendar quarters. Third quarter groundwater monitoring is not performed on the Kasting Property due to access limitations when crops are present. In accordance with the RWP and IDEM's August 5, 2021 *Further Site Investigation 4, Remediation Work Plan Review* letter, the quarterly sampling events for the HRID Property remediation include the following monitoring wells:

- MW-11, 12, 12D, 14, 14D, 15, 15D, 22, 22D, 23, 24, 26, 29, 29D, 30, 32, 33, 33D, 36, 37, 39, 40, 41, 41D, 42, 42D, 43, 43D, and 46i (29 wells).

Future semi-annual sampling events for the HRID Property will include the quarterly wells plus the following semi-annual wells:

- Semi-annual wells: MW-25, MW-31, and MW-40D (32 wells total)

Future annual sampling events for the HRID Property will include the quarterly and semi-annual wells, plus the following annual wells:

- Annual wells: MW-10, 11D, 13, 16, 17, 20, 21, 27, 28, 34, 34D, 35, 35D, 36D, 37D, 38, 38D, 39D, 44, 44D, 45, 45D, 46, 46D, 47, 47i, 47D, 48, 48D, 49, and 49D (63 wells total). Annual monitoring wells MW-18 and MW-19, which were installed across Eastview Drive south of the Site, were supposed to be sampled during the annual monitoring events but were destroyed during road construction work; however, these wells did not historically contain COCs.

The post-injection quarterly groundwater monitoring events for the Kasting Property include the following monitoring wells:

- MW-53S, 53D, 54S, 54D, 55S, 55D, 56S, 56D, 57S, 57D, 58S, 58D, 59D, 60S, 60i, 60D, 61i, 61D, 62i, 62D, 63i, 63D, 64i, and 64D (24 wells total)

4.1 Monitoring Well Sampling

Patriot mobilized to the Site on July 7 through July 12, 2023, to collect groundwater samples from the quarterly monitoring wells for the HRID Property . The well construction details are provided in Table 1 in Appendix B**.** Prior to sampling, the water levels in the accessible monitoring wells were gauged using an electronic water level meter. The depth to groundwater and total well depth from the surveyed top-of-casing was measured to the nearest 0.01 foot at each well. The water level probe and tape were decontaminated with a non-phosphate detergent wash and distilled water rinses after use at each well to prevent cross contamination. The depth to groundwater measurements were recorded in a field log and used to calculate groundwater elevations to evaluate groundwater flow conditions at the Site.

Unless otherwise noted below, groundwater sampling was conducted using low flow procedures in accordance with the low-flow sampling method outlined in the IDEM Micro-Purge Sampling Option Technical Guidance Document (June 3, 1998, revised November 3, 2009). Low flow sampling causes minimal drawdown of the water level within the well thus limiting the volatilization of VOCs or the introduction of sediment into the sample. To conduct the low flow sampling, Patriot placed a small diameter, submersible pump into the well fitted with dedicated tubing that reached above the ground surface. The well was pumped at a rate ranging between 50 to 200 milliliters per minute (ml/min), and the static water level within the well was monitored to ensure that drawdown was limited to 0.1 meter or less.

The groundwater removed from the well was pumped through a flow-through cell equipped with a water quality meter that measured water temperature, pH, specific conductivity, oxidation-reduction potential (ORP), turbidity and dissolved oxygen (DO). Stabilization of these water quality parameters (e.g., consecutive readings within 10 percent of the previous reading) indicate that the water being withdrawn from the well was representative of the actual groundwater conditions and the groundwater sample can be collected. The groundwater samples were collected by disconnecting the discharge tubing from the flow-through cell and filling 40 milliliter (ml) glass vials with Teflon-lined septa directly from the discharge tubing. The groundwater sampling activities including the field measurements specified above were recorded and documented on field sampling forms that are included in Appendix C.

The sample containers were labeled, placed on ice in a cooler, and delivered to Pace Analytical Services LLC (Pace) using chain of custody controls. The samples were analyzed for VOCs using U.S. EPA SW-846 Method 8260. The sampling purge water was placed in sealed 55-gallon drums and stored on-site pending characterization and disposal.

Quality Assurance/Quality Control (QA/QC) procedures included the collection and analysis of duplicate groundwater samples from monitoring wells MW-39 (DUP 1) and MW-12 (DUP 2), matrix spike/matrix spike duplicate (MS/MSD) samples from monitoring wells MW-43 (MS/MSD 1) and MW46I (MS/MSD 2), and one trip blank per cooler of samples delivered to the laboratory. The QA/QC samples were also analyzed for VOCs using U.S. EPA SW-846 Method 8260.

4.2 Groundwater Flow Data

Groundwater elevation data from the 3Q2023 groundwater sampling event and from previous groundwater sampling events are provided in Table 2 in Appendix B. The shallow and deep groundwater elevations and resulting groundwater elevation contours from the 3Q2023 gauging were plotted on groundwater potentiometric surface maps. The shallow and deep potentiometric surface maps are provided as Figures 3 and 4, respectively, in Appendix A.

The shallow groundwater flow direction on the HRID Property is generally southerly on the northwestern and north-central portions of the property changing to southeasterly on the southern half of the property and onto the Kasting property. The deep groundwater flow direction is similar to the shallow groundwater flow direction. Evaluation of the shallow and corresponding deeper groundwater elevation data indicates that there is no significant upward or downward gradient between the upper and lower portions of the unconfined aquifer.

4.3 Groundwater Field Screening Results

As described above, the groundwater samples were monitored in the field for various physical parameters. Decreases in DO between the pre-injection samples and the post-injection samples are indicative of increasingly anaerobic groundwater conditions, which are necessary for effective reductive dechlorination. The target value for DO is <1.0 milligram per liter (mg/L). The pH, ORP, and DO measurements from the pre-injection sampling event and the post-injection sampling events for the quarterly monitoring wells are shown on Table 3 in Appendix B.

Of the 29 quarterly monitoring wells sampled in the 3Q2022, DO was less than 1.0 mg/L in samples from 26 wells, with samples from 17 wells having a DO of 0.0 mg/L and samples from another five wells having a DO of less than 0.1 mg/L. The low DO concentrations in the majority of the monitoring wells indicate that the remedial injections are effectively altering the groundwater conditions at the HRID Property to support reductive dechlorination.

4.4 Groundwater Analytical Results

4.4.1 Regulatory Standards

The 3Q2023 VOC analytical results were compared to the IDEM Remediation Guide (RCG) Residential Tap Water Screening Levels (TWSLs) and the RCG Residential and Commercial/Industrial Vapor Intrusion from Groundwater Screening Levels (VIGWSLs), where established.

4.4.2 HRID Property

The groundwater analytical results from the seven post-injection sampling events and the corresponding RCG Screening Levels for the HRID Property are summarized on Table 4 in Appendix B. The compiled groundwater analytical data for all investigations conducted at the Site by Patriot are summarized in Table 5 in Appendix B. A copy of the laboratory groundwater analytical report is included in Appendix D. Table 4 also contains the corresponding analytical results from the two most recent sampling events prior to the groundwater remediation injections so that post-injection increasing or decreasing trends can be observed. The analytical results from the 3Q2023 investigation, including the most recent pre-injection laboratory data, for the shallow and intermediate/deep groundwater are depicted on Figures 5 and 6, respectively, in Appendix A.

PCE was detected in samples from 10 of the 3Q2023 wells as compared to samples from 15 of the pre-injection wells. Analysis of the samples from the 3Q2023 monitoring event revealed decreased PCE concentrations from pre-injection levels in samples from seven wells with five wells reduced to non-detectable, no increased PCE concentrations, and no significant PCE concentration changes in samples from eight of the wells.

TCE was detected in samples from 18 of the 3Q2023 wells as compared to samples from 25 of the pre-injection wells. TCE concentrations decreased from pre-injection levels in samples from 13 wells with samples from seven wells reduced to non-detectable, increased in samples from two wells, and had no significant change in samples from ten wells.

cDCE was detected in samples from 17 of the 3Q2023 wells as compared to samples from 10 of the pre-injection wells. cDCE concentrations decreased from pre-injection levels in samples from three of the wells with samples from one of the wells reduced to

non-detectable, increased in samples from 13 of the wells, and no had no significant change in samples from two wells.

VC was detected in samples from 13 of the 3Q2023 wells as compared to samples from three of the pre-injection wells, with 12 of the wells showing increasing VC concentrations.

4.4.3 Kasting Property

No groundwater samples were collected from the Kasting Property quarterly monitoring wells during the 3Q2023. The historic groundwater analytical results for samples collected from the Kasting Property are included in Table 5 in Appendix B.

4.5 Evaluation of PRB Effectiveness

The overall reduction in PCE and TCE concentrations and the increase in cDCE and VC concentrations indicate that reductive dechlorination of PCE and TCE to daughter products is occurring. A summary of the 3Q2023 COC concentration trends by PRB is provided below with the 3Q2023 data compared to pre-injection levels unless otherwise noted.

PlumeStop PRB

MW-12 – TCE concentrations were slowly decreasing but rebounded to pre-injection concentrations in 3Q2023, no PCE, cDCE , or VC.

MW-12D – No COCs detected in pre- or post-injection samples.

MW-14 – No COCs detected in pre- or post-injection samples.

MW-14D – TCE decreased from pre-injection levels but stable over seven quarterly events, cDCE trending upward, VC first detected in 3Q2023, no PCE.

MW-15 – TCE stable, no PCE, cDCE, or VC.

MW-15D – cDCE increased in the 2Q2023 and 3Q2023 after trending downward over first five post-remediation quarters, tDCE reduced to non-detectable, no PCE, TCE or VC.

MW-43 – No COCs detected in pre- or post-injection samples.

MW-43D – TCE and cDCE reduced to non-detectable, no PCE or VC.

Monitoring well MW-12 is located on the upgradient end of the Plume Stop PRB and is not being significantly affected by the PRB. Patriot is conducting further evaluation to

determine why there have been no further significant TCE reductions at MW-14D and MW-15.

HRID Property

PRB 1

MW-24 – PCE and TCE have decreased and are below the RCG Residential VIGWSL, cDCE increased over pre-injection levels and has decreased over the past four quarters, no VC.

MW-36 - PCE and TCE increased from pre-injection levels but have been trending downward, no cDCE or VC.

MW-37 – No significant PCE or TCE concentration change although TCE has trended slightly downward over the past four quarters and is approaching the RCG TWSL, no cDCE or VC.

It appears that MW-36 and MW-37 are not being effectively treated by PRB-1, likely due to their locations on the upgradient edge of the PRB and the southerly direction of groundwater flow on that portion of the HRID Property. PRB-1 appears to be slowly reducing the COC concentrations at MW-24. Patriot is implementing the underground vault remediation in the Crossroads Recycling building during the 3Q2023. MW-36 and MW-37 are located directly downgradient from the underground vaults and remediation of the COC-impacted fill sand within the vaults may aid in reducing the COC concentrations in MW-36 and MW-37.

PRB 2

MW-11 – PCE and TCE reduced to non-detectable, cDCE increased after the remediation injections and steadily decreased thereafter until it increased in the 3Q2023, low concentrations to non-detectable VC over the past four quarters.

MW-23 – PCE and TCE reduced to non-detectable, cDCE increased over pre-injection concentrations and was reduced to non-detectable in the 3Q2023, VC increased over pre-injection concentrations and has since decreased to low or non-detectable concentrations over the past three quarters.

MW-30 – PCE and TCE concentrations reduced to non-detectable, cDCE and VC increased significantly after the remediation injections and have been reducing over the past three quarters.

MW-31D (semi-annual well) – PCE reduced to non-detectable in post-injection samples, no TCE, cDCE, or VC.

PRB 2 appears to be effectively reducing PCE and TCE concentrations and cDCE and VC concentrations are decreasing after expected initial increases during breakdown of PCE and TCE.

PRB 3

MW-26 – PCE and TCE remain fairly stable after initial reductions from pre-injection levels, no cDCE, and VC trending downward after a significant post-injection increase.

MW-32 (deep well) – No significant PCE or TCE concentration change although TCE appears to be decreasing slightly, cDCE increased immediately following the remediation injections and is stable since, no VC

MW-39 – PCE has increased slightly from pre-injection concentrations but is stable, TCE, and VC concentrations are similar to pre-injection concentrations, no cDCE.

It appears that PRB 3 has slightly reduced the PCE and TCE concentrations in MW-26 and may be slightly reducing the TCE concentrations at MW-32 (the deep well paired with shallow well MW-26) but has not had an effect at MW-39. The absence of significant concentrations of cDCE and VC indicate that conditions amenable to ERD have not been established downgradient of PRB-3. Patriot is conducting further evaluation to determine why there have been no further significant PCE and TCE reductions at PRB-3.

PRB 4

MW-22 – PCE and TCE reduced to non-detectable in third quarter 2022 with a slight TCE rebound for the past three quarters, but TCE is present at concentrations less than the RCG Residential VIGWSL in the 3Q2023. cDCE and VC concentrations increased after the remediation injections and have been variable but stable thereafter.

MW-22D – No significant PCE or TCE concentration change, cDCE and VC decreased in the 2Q2023 and 3Q2023 after strong post-injection increases.

MW-33 – No significant PCE and TCE concentration changes, cDCE and VC increased over pre-injection levels with cDCE trending downward and VC reduced to non-detectable.

MW-33D –PCE and TCE concentrations increased over pre-injection levels changes and have been fairly stable since, cDCE concentrations remain low, no VC.

PRB 4 is effectively reducing PCE and TCE concentrations in shallow well MW-22 and although the PCE and TCE concentrations have not decreased in deep well MW-22D, the presence of post-injection cDCE and VC indicate that reductive dechlorination is occurring. PRB 4 does not appear to have had a significant impact on COC concentrations at MW 33 and MW-33D, but this is likely due to their location near the northern end of PRB 4 and the southerly direction of groundwater flow in this area, parallel to PRB 4.

PRB 5

MW-29 – PCE and TCE reduced to non-detectable, cDCE reducing after post-injection increases, VC detected during the last four quarters and increased in the 3Q2023.

MW-29D –PCE, TCE and cDCE have no significant changes, VC detected during the last four quarters and shows an increasing trend.

MW-40 – TCE stable, cDCE and tDCE reducing after post-injection increases.VC reduced to non-detectable, no PCE.

MW-40D (semi-annual well) – No PCE, TCE or VC; cDCE and tDCE reduced to non-detectable.

MW-41 – TCE slowly decreasing, cDCE increased over pre-injection levels and has been variable but stable since, VC increasing, no PCE.

MW-41D – TCE reduced to non-detectable, cDCE and VC initially increased over pre-injection levels and since decreased and were present at low concentrations in the 3Q2023.

MW-42 – TCE increased in the 3Q2023 after reductions in the 1Q2023 and 2Q2023, no PCE, cDCE or VC

MW-42D – TCE is present at concentrations slightly higher than pre-injection levels and cDCE is present at concentrations similar to pre-injection levels, VC first detected in 2Q2023 with a slight increase in 3Q2023, no PCE.

PRB 5 appears to be effectively reducing PCE and/or TCE concentrations at MW-29 and MW-41D and increasing cDCE and/or VC concentrations at MW-29D, MW-40, MW-41and MW-42D indicate that reductive dechlorination is occurring. MW-42 is located greater than 150 feet east of PRB 5 and it does not appear that conditions conducive to reductive dechlorination have been established in shallow groundwater at that location.

5.0 CONCLUSIONS

Based on the findings of the 3Q2023 groundwater monitoring event, the following conclusions are drawn:

- There is mixed evidence as to whether the PlumeStop PRB is effectively reducing the TCE concentrations at the downgradient boundary of the HRID Property in shallow and deep groundwater. Shallow wells MW-12 and MW-15 had a reduction in TCE concentrations during the 2Q2023 sampling event, but the TCE concentrations rebounded in both wells in the 3Q2023. The absence of cDCE and VC in these wells indicates that ERD is not occurring at these locations. Deep well MW-14D had a reduction in TCE concentrations during the first quarter 2022 sampling event but the TCE concentrations have not been reduced further during subsequent events. cDCE has only increased slightly from pre-injection concentrations in MW-14D and VC was first detected in this well during the 3Q2023 sampling event. TCE was reduced to non-detectable in deep well MW-43D, but the initial TCE concentration was low. Future groundwater monitoring will document whether COC reduction is occurring at these locations. Patriot collected groundwater samples from monitoring wells MW-14D and MW-15 during the 1Q2023 sampling event for analysis of reductive dechlorination parameters to determine whether anaerobic conditions suitable for reductive dechlorination have been established. These results and an evaluation of the results will be submitted separately.

- In general, it appears that the PRBs on the HRID Property are effectively reducing the PCE and/or TCE concentrations in the monitoring wells located hydraulicly downgradient from the PRBs but have not had a significant effect on the PCE and/or TCE concentrations in several of the deep wells and/or in wells that are located cross-gradient or further downgradient from the PRBs. Patriot collected groundwater samples from select monitoring wells on the HRID Property and Kasting Property during the 1Q2023 sampling event for analysis of reductive dechlorination parameters to determine whether anaerobic conditions suitable for reductive dechlorination have been established in the areas in question. These results and an evaluation of the results will be submitted separately.

In general, it appears that reductive dechlorination is occurring to a greater degree on the southern portion of the HRID Property and lessens in a northward direction. The direction of groundwater flow is southerly on the northern portion of the HRID Property switching to easterly along the central and southern portions of the property. The southerly flow on the northern portion of the HRID property is not directly perpendicular to the PRBs and appears to be slowing the establishment of groundwater conditions that are most supportive of reductive dechlorination, especially at monitoring well MW-37.

7.0 MONITORING SCHEDULE

The fourth quarter 2023 (4Q2023) groundwater monitoring event is scheduled for October or November 2023 after the crops are harvested from the Kasting Property. The 4Q2023 monitoring will be the eighth quarterly monitoring event since completion of the remedial injections on the HRID Property and the fourth monitoring event during the five calendar quarters since completion of the remedial injections on the Kasting Property. The 4Q2023 is also the annual groundwater monitoring event for the Site and will include the sampling of the semi-annual and annual monitoring wells. The results of the 4Q2023 groundwater monitoring event will be submitted to IDEM in a quarterly monitoring report. Diagrams showing the extent of the COC plumes on the HRID Property and Kasting Property will also be included in the 4Q2023 report.

APPENDIX A

FIGURES

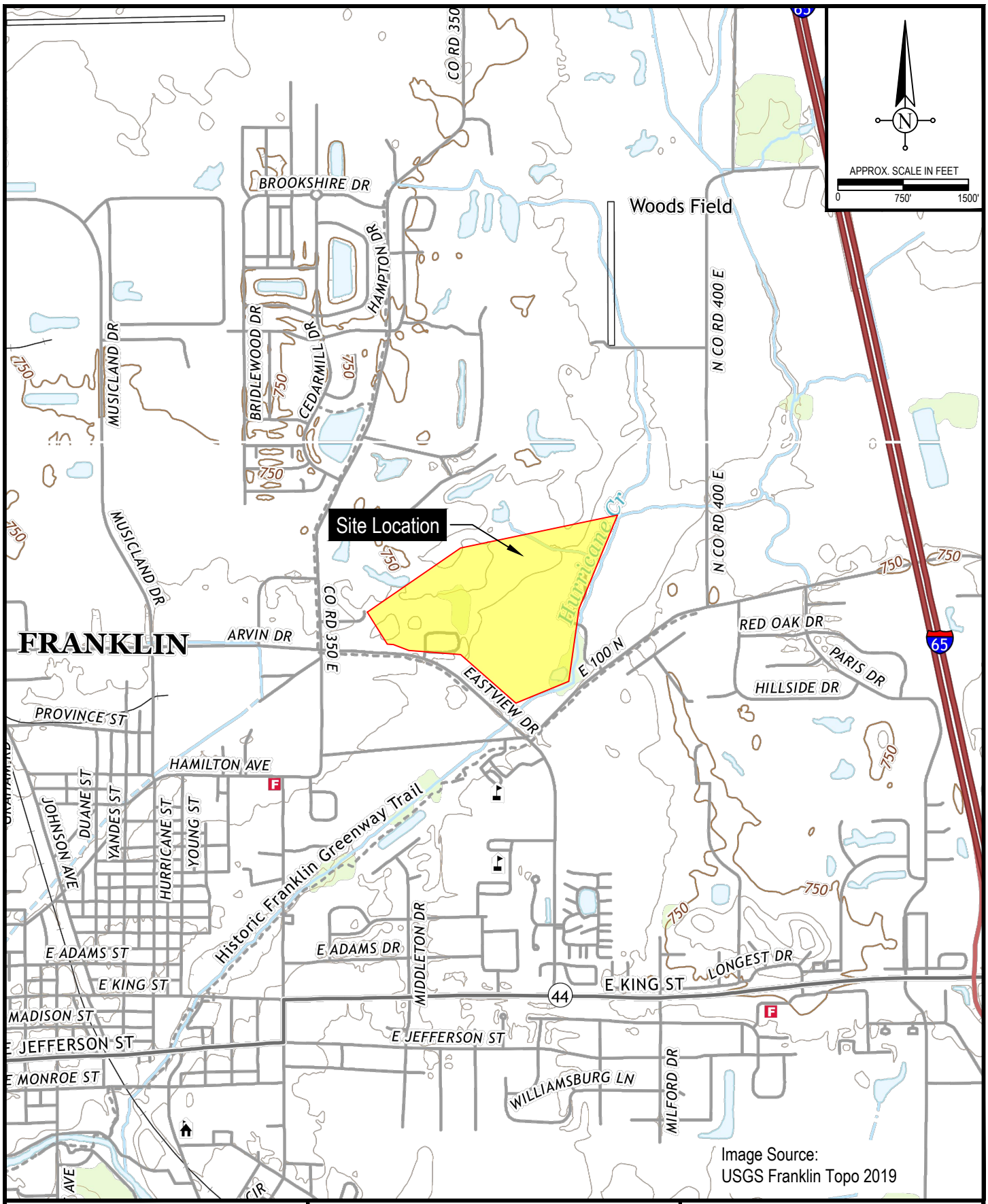

Patriot Engineering & Environmental, Inc.

Project: Former Houghland Tomato Cannery 1130 E. Eastview Drive Franklin, Indiana IDEM Identification No. 2013-34567	
	Drawn By: J. DuMond
Project Number 21-1359-01E	Approved: M. Casper
Date: January 24, 2022	DWG: 21-1359-01_1

Figure 1

Site Location Map

Patriot Engineering & Environmental, Inc.

LEGEND

Site Boundary

Patriot Monitoring Well Location

Water Production Well

Project: Former Houghland Tomato Cannery 1130 E. Eastview Drive Franklin, Indiana IDEM Identification No. 2013-34567	
	Drawn By: J. DuMond
Project Number 21-1359-01E	Approved: J. Cody
Date: February 3, 2023	DWG: 21-1359-01_FSI4

Figure 2

Site Layout Map

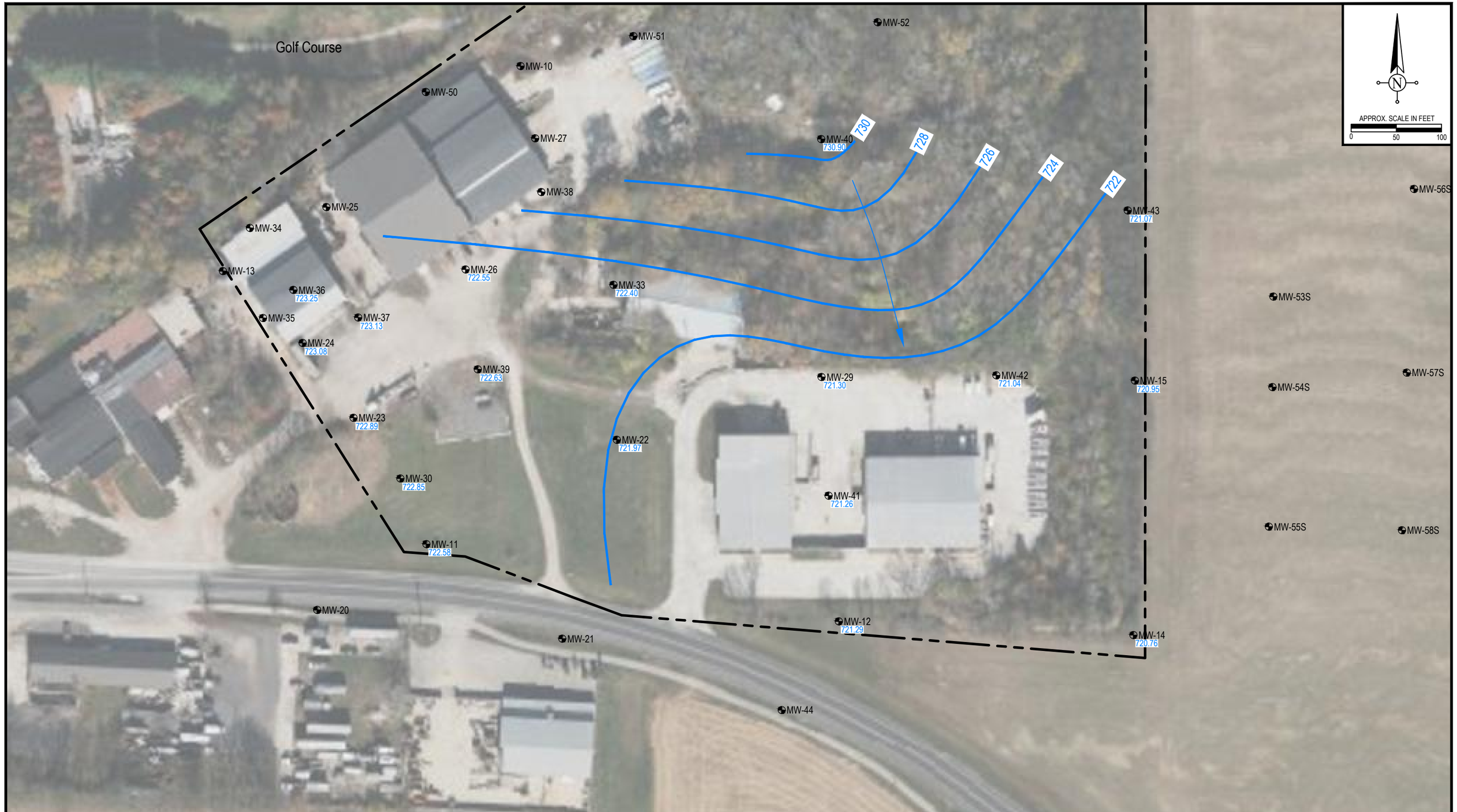

Patriot Engineering & Environmental, Inc.

LEGEND

- Site Boundary
- Patriot Monitoring Well Location
- 719.84 Groundwater Elevation (ft.)
- 719 Groundwater Elevation Contour Line
- Groundwater Flow Direction

Project: Former Houghland Tomato Cannery
1130 E. Eastview Drive
Franklin, Indiana
IDEM Identification No. 2013-34567

	Drawn By: J. DuMond
Project Number 21-1359-01E	Approved: M. Casper
Date: August 11, 2023	DWG: 21-1359-01_FSI4

Figure 3

Shallow Potentiometric Surface Map
July, 2023

Patriot Engineering & Environmental, Inc.

LEGEND

- Site Boundary
- Patriot Monitoring Well Location
- 719.84 Groundwater Elevation (ft.)
- 719 Groundwater Elevation Contour Line
- Groundwater Flow Direction

Project: Former Houghland Tomato Cannery 1130 E. Eastview Drive Franklin, Indiana IDEM Identification No. 2013-34567	
	Drawn By: J. DuMond
Project Number 21-1359-01E	Approved: M. Casper
Date: August 11, 2023	DWG: 21-1359-01_FSI4

Figure 4

Deep Potentiometric Surface Map
July, 2023

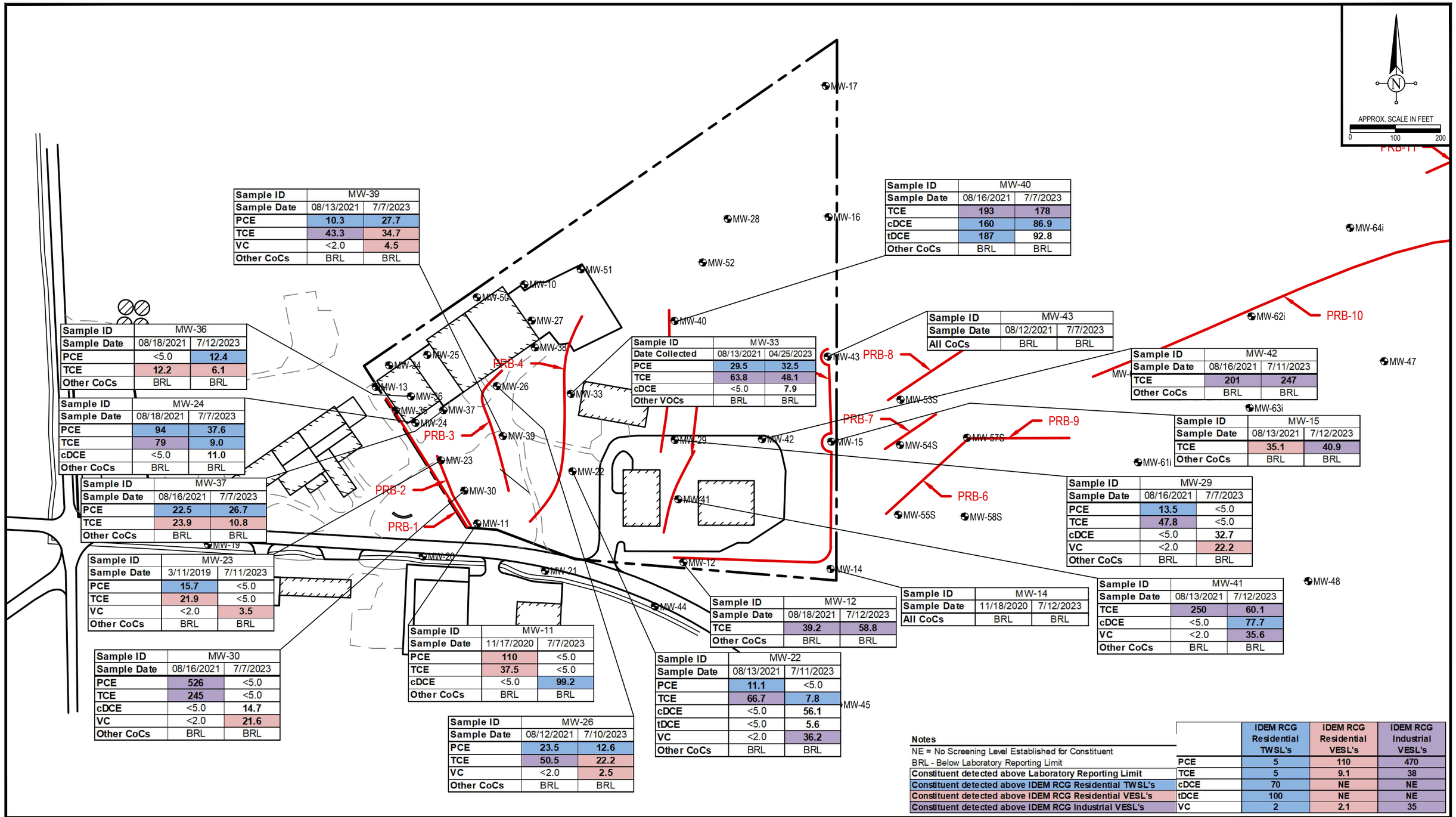

Sample ID	MW-39	
Sample Date	08/13/2021	7/7/2023
PCE	10.3	27.7
TCE	43.3	34.7
VC	<2.0	4.5
Other CoCs	BRL	BRL

Sample ID	MW-40	
Sample Date	08/16/2021	7/7/2023
TCE	193	178
cDCE	160	86.9
tDCE	187	92.8
Other CoCs	BRL	BRL

Sample ID	MW-36	
Sample Date	08/18/2021	7/12/2023
PCE	<5.0	12.4
TCE	12.2	6.1
Other CoCs	BRL	BRL

Sample ID	MW-24	
Sample Date	08/18/2021	7/7/2023
PCE	94	37.6
TCE	79	9.0
cDCE	<5.0	11.0
Other CoCs	BRL	BRL

Sample ID	MW-37	
Sample Date	08/16/2021	7/7/2023
PCE	22.5	26.7
TCE	23.9	10.8
Other CoCs	BRL	BRL

Sample ID	MW-23	
Sample Date	3/11/2019	7/11/2023
PCE	15.7	<5.0
TCE	21.9	<5.0
VC	<2.0	3.5
Other CoCs	BRL	BRL

Sample ID	MW-30	
Sample Date	08/16/2021	7/7/2023
PCE	526	<5.0
TCE	245	<5.0
cDCE	<5.0	14.7
VC	<2.0	21.6
Other CoCs	BRL	BRL

Sample ID	MW-11	
Sample Date	11/17/2020	7/7/2023
PCE	110	<5.0
TCE	37.5	<5.0
cDCE	<5.0	99.2
Other CoCs	BRL	BRL

Sample ID	MW-26	
Sample Date	08/12/2021	7/10/2023
PCE	23.5	12.6
TCE	50.5	22.2
VC	<2.0	2.5
Other CoCs	BRL	BRL

Sample ID	MW-33	
Date Collected	08/13/2021	04/25/2023
PCE	29.5	32.5
TCE	63.8	48.1
cDCE	<5.0	7.9
Other VOCs	BRL	BRL

Sample ID	MW-12	
Sample Date	08/18/2021	7/12/2023
TCE	39.2	58.8
Other CoCs	BRL	BRL

Sample ID	MW-22	
Sample Date	08/13/2021	7/11/2023
PCE	11.1	<5.0
TCE	66.7	7.8
cDCE	<5.0	56.1
tDCE	<5.0	5.6
VC	<2.0	36.2
Other CoCs	BRL	BRL

Sample ID	MW-43	
Sample Date	08/12/2021	7/7/2023
All CoCs	BRL	BRL

Sample ID	MW-42	
Sample Date	08/16/2021	7/11/2023
TCE	201	247
Other CoCs	BRL	BRL

Sample ID	MW-15	
Sample Date	08/13/2021	7/12/2023
TCE	35.1	40.9
Other CoCs	BRL	BRL

Sample ID	MW-29	
Sample Date	08/16/2021	7/7/2023
PCE	13.5	<5.0
TCE	47.8	<5.0
cDCE	<5.0	32.7
VC	<2.0	22.2
Other CoCs	BRL	BRL

Sample ID	MW-14	
Sample Date	11/18/2020	7/12/2023
All CoCs	BRL	BRL

Sample ID	MW-41	
Sample Date	08/13/2021	7/12/2023
TCE	250	60.1
cDCE	<5.0	77.7
VC	<2.0	35.6
Other CoCs	BRL	BRL

Notes

NE = No Screening Level Established for Constituent

BRL - Below Laboratory Reporting Limit

Constituent detected above Laboratory Reporting Limit

Constituent detected above IDEM RCG Residential TWSL's

Constituent detected above IDEM RCG Residential VESL's

Constituent detected above IDEM RCG Industrial VESL's

	IDEM RCG Residential TWSL's	IDEM RCG Residential VESL's	IDEM RCG Industrial VESL's
PCE	5	110	470
TCE	5	9.1	38
cDCE	70	NE	NE
tDCE	100	NE	NE
VC	2	2.1	35

Patriot Engineering & Environmental, Inc.

LEGEND

Site Boundary

Patriot Monitoring Well Location

Permeable Reactive Barrier

Project: Former Houghland Tomato Cannery
1130 E. Eastview Drive
Franklin, Indiana
IDEM Identification No. 2013-34567

Drawn By: J. DuMond

Project Number 21-1359-01E

Approved: M. Casper

Date: August 11, 2023

DWG: 21-1359-01_FSI4

Figure 5
On Site Shallow Groundwater Analytical Results Map
Pre- and Post-Injection
July 2023

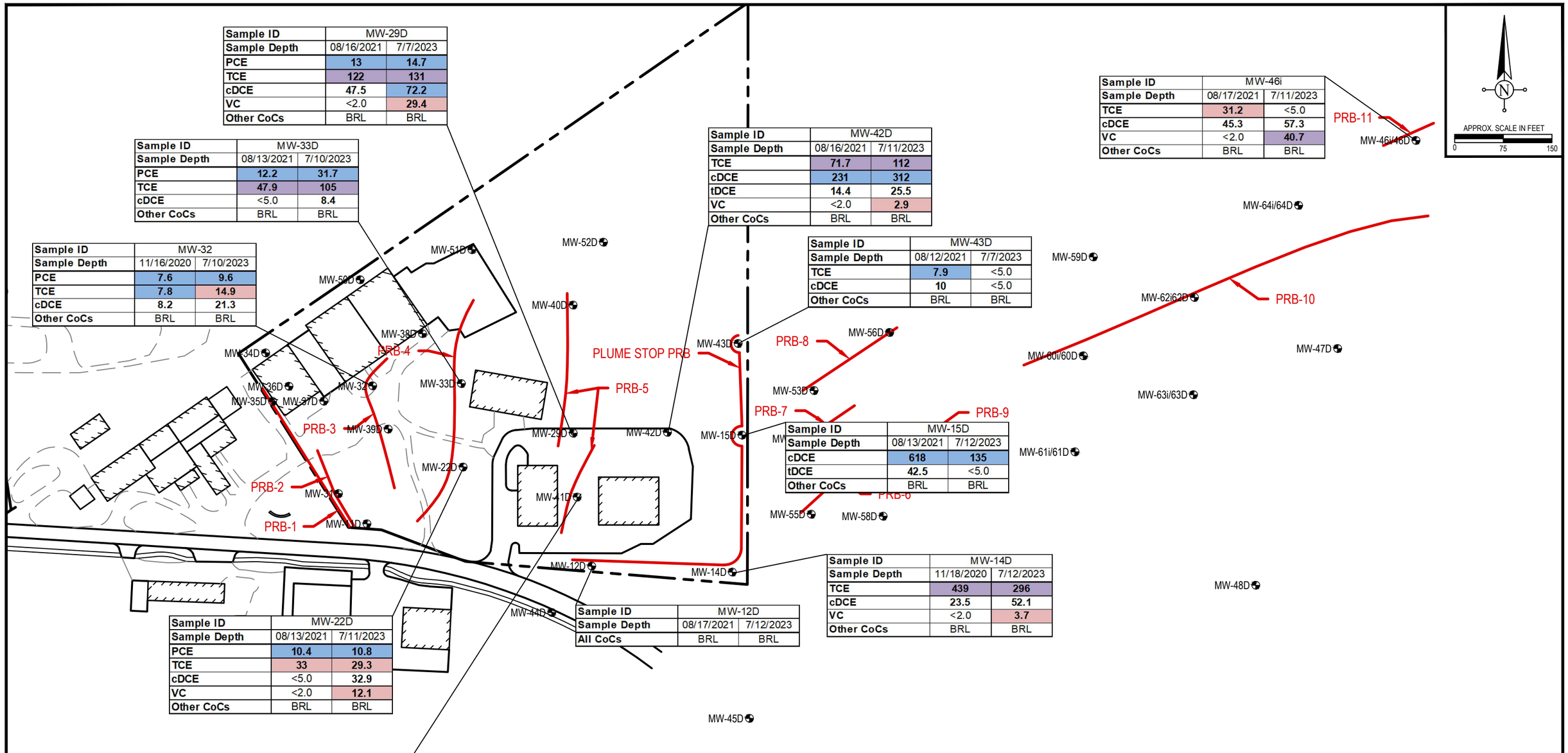

Sample ID	MW-29D	
Sample Depth	08/16/2021	7/7/2023
PCE	13	14.7
TCE	122	131
cDCE	47.5	72.2
VC	<2.0	29.4
Other CoCs	BRL	BRL

Sample ID	MW-33D	
Sample Depth	08/13/2021	7/10/2023
PCE	12.2	31.7
TCE	47.9	105
cDCE	<5.0	8.4
Other CoCs	BRL	BRL

Sample ID	MW-32	
Sample Depth	11/16/2020	7/10/2023
PCE	7.6	9.6
TCE	7.8	14.9
cDCE	8.2	21.3
Other CoCs	BRL	BRL

Sample ID	MW-42D	
Sample Depth	08/16/2021	7/11/2023
TCE	71.7	112
cDCE	231	312
tDCE	14.4	25.5
VC	<2.0	2.9
Other CoCs	BRL	BRL

Sample ID	MW-46i	
Sample Depth	08/17/2021	7/11/2023
TCE	31.2	<5.0
cDCE	45.3	57.3
VC	<2.0	40.7
Other CoCs	BRL	BRL

Sample ID	MW-43D	
Sample Depth	08/12/2021	7/7/2023
TCE	7.9	<5.0
cDCE	10	<5.0
Other CoCs	BRL	BRL

Sample ID	MW-15D	
Sample Depth	08/13/2021	7/12/2023
cDCE	618	135
tDCE	42.5	<5.0
Other CoCs	BRL	BRL

Sample ID	MW-14D	
Sample Depth	11/18/2020	7/12/2023
TCE	439	296
cDCE	23.5	52.1
VC	<2.0	3.7
Other CoCs	BRL	BRL

Sample ID	MW-12D	
Sample Depth	08/17/2021	7/12/2023
All CoCs	BRL	BRL

Sample ID	MW-22D	
Sample Depth	08/13/2021	7/11/2023
PCE	10.4	10.8
TCE	33	29.3
cDCE	<5.0	32.9
VC	<2.0	12.1
Other CoCs	BRL	BRL

Sample ID	MW-41D	
Sample Depth	08/13/2021	7/12/2023
TCE	236	<5.0
cDCE	9.7	17.8
VC	<2.0	16.4
Other CoCs	BRL	BRL

Notes

NE = No Screening Level Established for Constituent

BRL - Below Laboratory Reporting Limit

Constituent detected above Laboratory Reporting Limit

Constituent detected above IDEM RCG Residential TWSL's

Constituent detected above IDEM RCG Residential VESL's

Constituent detected above IDEM RCG Industrial VESL's

	IDEM RCG Residential TWSL's	IDEM RCG Residential VESL's	IDEM RCG Industrial VESL's
PCE	5	110	470
TCE	5	9.1	38
cDCE	70	NE	NE
tDCE	100	NE	NE
VC	2	2.1	35

Patriot Engineering & Environmental, Inc.

LEGEND

Site Boundary

Patriot Monitoring Well Location

Permeable Reactive Barrier

Project: Former Houghland Tomato Cannery
1130 E. Eastview Drive
Franklin, Indiana
IDEM Identification No. 2013-34567

Drawn By: J. DuMond

Project Number 21-1359-01E

Approved: M. Casper

Date: August 11, 2023

DWG: 21-1359-01_FSI4

Figure 6
Onsite Deep Groundwater
Analytical Results Map
Pre- and Post-Injection
July 2023

APPENDIX B

TABLES

TABLE 1
WELL CONSTRUCTION SUMMARY
HRID / Former Hoagland Tomato Cannery Property
Franklin, Indiana

WELL	DATE INSTALLED	WELL ELEVATION (ft)*	TOTAL DEPTH (ft)	SCREEN INTERVAL (depth in ft)
MW-10	6/10/2013 (ISI)	738.15	14.4	723.8 - 733.8
MW-11	6/10/2013 (ISI)	731.85	13.7	718.2 - 728.2
MW-11D	6/6/2018 (FSI #2)	731.71	23.0	708.7- 713.7
MW-12	6/10/2013 (ISI)	732.36	15.1	717.3 - 727.3
MW-12D	1/24/2019 (FSI #3)	731.82	28.0	703.8- 708.8
MW-13	6/10/2013 (ISI)	740.45	20.9	719.6 - 729.6
MW-14	9/18/2013 (ISI)	734.15	20.0	714.2 - 724.2
MW-14D	1/24/2019 (FSI #3)	731.45	33.0	698.5- 703.5
MW-15	9/18/2013 (ISI)	735.30	21.0	714.3 - 724.3
MW-15D	6/6/2018 (FSI #2)	734.76	48.0	686.7 - 691.7
MW-16	9/18/2013 (ISI)	735.65	19.9	715.7 - 725.7
MW-17	9/18/2013 (ISI)	745.02	24.1	720.9 - 730.9
MW-18	2/13/2014 (FSI)	737.39	14.4	723.0 - 733.0
MW-19	2/13/2014 (FSI)	733.21	12.4	720.8 - 730.8
MW-20	2/13/2014 (FSI)	729.99	14.7	715.3 - 725.3
MW-21	2/13/2014 (FSI)	729.21	13.6	715.6 - 725.6
MW-22	2/13/2014 (FSI)	736.47	18.9	717.6 - 727.6
MW-22D	6/6/2018 (FSI #2)	736.85	28.0	708.8 - 713.8
MW-23	2/13/2014 (FSI)	739.78	20.0	719.8 - 729.8
MW-24	2/13/2014 (FSI)	740.93	21.8	719.1 - 729.1
MW-25	2/14/2014 (FSI)	741.01	23.6	717.4 - 727.4
MW-26	2/14/2014 (FSI)	739.31	22.9	716.4 - 726.4
MW-27	2/14/2014 (FSI)	740.06	16.9	723.2 - 733.2
MW-28	2/19/2014 (FSI)	739.62	21.3	718.3 - 728.3
MW-29	2/13/2014 (FSI)	732.96	17.6	715.4 - 725.4
MW-29D	6/6/2018 (FSI #2)	733.12	41.0	692.1 - 697.1
MW-30	8/29/2016 (FSI)	734.02	14.5	719.5 - 724.5
MW-31	8/16/2017 (ASI)	733.87	30.0	703.8 - 708.8
MW-32	8/16/2017 (ASI)	739.72	33.0	706.7 - 711.7
MW-33	1/22/2019 (FSI #3)	740.79	18.0	722.8 - 732.8
MW-33D	1/22/2019 (FSI #3)	741.05	33.0	708.1 - 713.1
MW-34	11/5/2020 (FSI #4)	741.09	17.0	714.1 - 724.1
MW-34D	11/5/2020 (FSI #4)	741.49	30.0	706-5 - 711.5
MW-35	11/5/2020 (FSI #4)	740.98	24.0	707.0 - 717.0
MW-35D	11/5/2020 (FSI #4)	740.97	30.0	716.0 - 711.0
MW-36	11/5/2020 (FSI #4)	741.80	28.0	723.8 - 713.8
MW-36D	11/5/2020 (FSI #4)	741.55	36.0	710.5 - 705.5
MW-37	11/5/2020 (FSI #4)	741.96	25.0	727.0 - 717.0

WELL	DATE INSTALLED	WELL ELEVATION (ft)*	TOTAL DEPTH (ft)	SCREEN INTERVAL (depth in ft)
MW-37D	11/5/2020 (FSI #4)	741.95	38.0	716.5 - 711.5
MW-38	11/5/2020 (FSI #4)	738.90	20.0	728.9 - 718.9
MW-38D	11/5/2020 (FSI #4)	739.17	30.0	714.2 - 709.2
MW-39	11/5/2020 (FSI #4)	739.33	25.0	724.3 - 714.3
MW-39D	11/5/2020 (FSI #4)	739.34	38.0	706.4 - 701.4
MW-40	11/5/2020 (FSI #4)	738.75	18.0	730.8 - 720.8
MW-40D	11/5/2020 (FSI #4)	738.52	31.0	712.5 - 707.5
MW-41	11/5/2020 (FSI #4)	734.03	22.0	722.0 - 712.0
MW-41D	11/5/2020 (FSI #4)	734.02	35.0	704.0 - 699.0
MW-42	11/5/2020 (FSI #4)	732.26	18.0	724.0 - 714.0
MW-42D	11/5/2020 (FSI #4)	732.23	52.0	685.2 - 680.2
MW-43	11/5/2020 (FSI #4)	733.36	16.0	727.4 - 717.4
MW-43D	11/5/2020 (FSI #4)	733.17	31.0	707.2 - 702.2
MW-44	11/5/2020 (FSI #4)	728.73	14.0	707.2 - 702.2
MW-44D	11/5/2020 (FSI #4)	728.71	29.0	704.7 - 699.7
MW-45	11/5/2020 (FSI #4)	729.59	15.0	724.6 - 714.6
MW-45D	11/5/2020 (FSI #4)	729.34	31.0	703.4 - 698.4
MW-46	11/5/2020 (FSI #4)	730.43	15.0	725.4 - 715.4
MW-46I	11/5/2020 (FSI #4)	730.74	55.0	680.6 - 675.6
MW-46D	11/5/2020 (FSI #4)	730.65	97.0	638.6 - 633.6
MW-47	11/5/2020 (FSI #4)	728.74	15.0	724.7 - 714.7
MW-47I	11/5/2020 (FSI #4)	729.58	40.0	699.6 - 689.6
MW-47D	11/5/2020 (FSI #4)	728.33	68.0	665.3 - 660.3
MW-48	11/5/2020 (FSI #4)	728.49	15.0	724.5 - 714.5
MW-48D	11/5/2020 (FSI #4)	727.77	56.0	665.3 - 660.3
MW-49	11/5/2020 (FSI #4)	725.01	15.0	722.8 - 712.8
MW-49D	11/5/2020 (FSI #4)	725.11	29.0	701.1 - 696.1
MW-50S	7/29/2021 (FSI 4-S)	737.81	22.0	725.8 - 715.8
MW-50D	7/29/2021 (FSI 4-S)	737.61	25.0	717.6 - 712.6
MW-51	7/29/2021 (FSI 4-S)	737.82	23.0	724.8 - 714.8
MW-52S	7/30/2021 (FSI 4-S)	739.64	24.0	725.6 - 715.6
MW-52D	7/30/2021 (FSI 4-S)	739.46	28.0	716.4 - 711.4
MW-53S	11/8/22 (OWI)	732.16	15.4	726.8 - 716.8
MW-53D	11/9/22 (OWI)	732.13	62.8	674.3 - 669.3
MW-54S	11/8/22 (OWI)	732.10	16.5	725.6 - 715.6
MW-54D	11/9/22 (OWI)	731.81	62.4	974.4 - 669.4
MW-55S	11/8/22 (OWI)	731.37	16.7	724.7 - 74.7
MW-55D	11/9/22 (OWI)	731.88	57.2	679.7 - 674.7
MW-56S	11/8/22 (OWI)	731.75	16.1	725.7 - 715.7
MW-56D	11/9/22 (OWI)	733.12	65.8	627.3 - 667.3
MW-57S	11/8/22 (OWI)	731.13	16.0	725.1 - 715.1
MW-57D	11/10/22 (OWI)	731.47	62.0	674.5 - 669.5

WELL	DATE INSTALLED	WELL ELEVATION (ft)*	TOTAL DEPTH (ft)	SCREEN INTERVAL (depth in ft)
MW-58S	11/8/22 (OWI)	731.44	15.3	726.1 - 716.1
MW-58D	11/8/22 (OWI)	731.48	44.8	691.7 - 686.7
MW-59D/TMW-8D	10/25/21 (OSI)	728.38	55.8	677.6 - 672.6
MW-60S/TMW-9S	10/25/21 (OSI)	730.34	16.9	723.4 - 713.4
MW-60I/TMW-9I	10/25/21 (OSI)	730.26	48.0	687.3 - 682.3
MW-60D/TMW-9D	10/25/21 (OSI)	730.22	75.7	659.5 - 654.5
MW-61I/TMW-10I	10/25/21 (OSI)	730.74	47.7	688.0 - 683.0
MW-61D/TMW-10D	10/25/2021 (OSI)	730.80	85.8	650.0 - 645.0
MW-62I/MW-12I	11/22/21 (OSI)	728.03	48.3	684.7 - 679.7
MW-62D/TMW-12D	10/25/21 (OSI)	728.12	71.1	662.0 - 657.0
MW-63I/TMW-13I	10/25/21 (OSI)	728.70	58.8	674.9 - 699.9
MW-63D/TMW-13D	10/25/21 (OSI)	728.69	103.5	631.2 - 625.2
MW-64I	11/10/22 (OWI)	729.86	55.6	679.3 - 674.3
MW-64D	11/10/22 (OWI)	729.81	90.7	644.1 - 639.1
TMW-1*	1/22/2019 (FSI #3)	731.54	12.0	719.5 - 729.5
TMW-1D*	1/22/2019 (FSI #3)	730.32	58.0	672.3 - 677.3
TMW-2*	1/22/2019 (FSI #3)	730.12	14.0	716.1 - 726.1
TMW-2D*	1/22/2019 (FSI #3)	730.40	60.0	670.4 - 675.4
TMW-3*	1/24/2019 (FSI #3)	731.24	13.0	718.2 - 728.2
TMW-3D*	1/24/2019 (FSI #3)	731.27	52.0	679.3 - 684.3
TMW-4*	1/28/2019 (FSI #3)	730.43	13.0	717.4 - 727.4
TMW-4D*	1/28/2019 (FSI #3)	730.03	61.0	669.1 - 674.1
TMW-5*	1/28/2019 (FSI #3)	729.60	13.0	716.6 - 726.6
TMW-5D*	1/28/2019 (FSI #3)	730.69	57.0	673.7 - 678.7
TMW-6*	1/28/2019 (FSI #3)	731.29	13.0	718.3 - 728.3
TMW-6D*	1/28/2019 (FSI #3)	731.22	42.0	689.2 - 694.2
TMW-7*	1/25/2019 (FSI #3)	730.16	13.0	717.2 - 727.2
TMW-7D*	1/25/2019 (FSI #3)	730.62	62.0	668.6 - 673.6
TMW-8S*	10/25/2021 (OSI)	727.04	16.0	721.0 - 711.0
TMW-10S*	10/25/2021 (OSI)	729.90	15.0	724.9 - 714.9
TMW-11D*	10/25/2021 (OSI)	727.69	30.0	702.7 - 697.7
TMW-14D*	10/28/2021 (OSI)	728.73	25.0	708.7 - 703.7

Table Notes:

Top of casing elevations based on USC & GS Datum

* = Well Abandononed

ISC = Initial Site Characterization
FSI = Further Site Investigation
ASI = Additional Site Investigation
OSI = Off-Site Investigation
OWI = Off-Site Well Installation
Well Elevation = Top of the 2" Diameter Pipe - North Rim

3Q2023 TABLE 2
GROUNDWATER ELEVATION DATA
HRID/Former Hoagland Tomato Cannery Property
Franklin, Indiana

Well Identification	Date	Well Elevation (feet)	Depth to Groundwater	Groundwater Elevation
MW-10	9/24/2013	738.15	8.89	729.26
	3/5/2014		4.95	733.20
	8/31/2016		5.35	732.80
	8/21/2017		6.36	731.79
	6/14/2018		NS	NS
	2/4/2019		5.27	732.88
	3/4/2019		4.09	734.06
	3/25/2019		4.17	733.98
	11/16/2020		7.01	731.14
	3/1/2021		2.38	735.77
	8/12/2021		6.33	731.82
	3/17/2022		4.98	733.17
	6/6/2022		5.98	732.17
	8/8/2022		6.78	731.37
	11/16/2022		7.61	730.54
	2/8/2023		5.66	732.49
	4/24/2023		4.87	733.28
	7/7/2023		6.03	732.12
MW-11	9/24/2013	731.85	10.56	721.29
	3/5/2014		7.95	723.90
	8/31/2016		8.45	723.40
	8/21/2017		8.79	723.06
	6/14/2018		8.60	723.25
	2/4/2019		7.57	724.28
	3/4/2019		6.53	725.32
	3/25/2019		6.61	725.24
	11/16/2020		10.54	721.31
	3/1/2021		9.07	722.78
	8/12/2021		8.54	723.31
	3/17/2022		6.48	725.37
	6/6/2022		8.15	723.70
	8/8/2022		9.71	722.14
	11/14/2022		10.37	721.48
	2/8/2023		9.53	722.32
	4/24/2023		7.42	724.43
	7/7/2023		9.27	722.58
MW-11D	6/14/2018	731.71	14.85	716.86
	2/4/2019		7.54	724.17
	3/4/2019		6.40	725.31
	3/25/2019		6.48	725.23
	11/16/2020		10.48	721.23
	3/1/2021		9.00	722.71
	8/12/2021		8.43	723.28
	3/15/2022		6.04	725.67
	6/6/2022		8.05	723.66
	8/8/2022		9.43	722.28
	11/15/2022		10.31	721.40
	2/8/2023		9.23	722.48
	4/24/2023		7.33	724.38
	7/7/2023		9.17	722.54
MW-12	9/24/2013	732.36	12.14	720.22
	3/5/2014		9.68	722.68
	8/31/2016		10.55	721.81
	8/21/2017		10.90	721.46
	6/14/2018		NS	NS
	2/4/2019		9.51	722.85
	3/4/2019		8.78	723.58
	3/25/2019		8.87	723.49
	11/16/2020		11.84	720.52
	3/1/2021		10.12	722.24
	8/12/2021		10.55	721.81
	3/17/2022		NS	NS
	6/6/2022		10.2	722.16
	8/8/2022		11.03	721.33
	11/18/2022		11.89	720.47
	2/8/2023		10.90	721.46
	4/24/2023		9.66	722.70
	7/12/2023		11.07	721.29

Well Identification	Date	Well Elevation (feet)	Depth to Groundwater	Groundwater Elevation
MW-12D	2/4/2019	731.82	9.17	722.65
	3/4/2019		8.41	723.41
	3/25/2019		8.53	723.29
	11/16/2020		11.41	720.41
	3/1/2021		9.62	722.20
	8/12/2021		10.15	721.67
	3/17/2022		NS	NS
	6/6/2022		9.61	722.21
	8/8/2022		10.61	721.21
	11/17/2022		11.46	720.36
	2/8/2023		10.44	721.38
	4/24/2023		9.28	722.54
	7/12/2023		10.62	721.20
MW-13	9/24/2013	740.45	18.69	721.76
	3/5/2014		15.58	731.56
	8/31/2016		15.94	724.51
	8/21/2017		15.58	724.87
	6/14/2018		NS	NS
	2/4/2019		NS	NS
	3/4/2019		NS	NS
	3/25/2019		NS	NS
	11/16/2020		18.71	721.74
	3/1/2021		16.71	723.74
	8/12/2021		16.29	724.16
	3/17/2022		14.03	726.42
	6/6/2022		15.93	724.52
	8/8/2022		17.64	722.81
	11/15/2022		18.48	721.97
	2/8/2023		17.42	723.03
	4/24/2023		15.24	725.21
	7/7/2023		17.15	723.30
MW-14	9/24/2013	734.15	14.32	719.83
	3/5/2014		11.95	722.20
	8/31/2016		Well Inaccessible	
	8/21/2017		13.31	720.84
	6/14/2018		NS	NS
	2/4/2019		9.15	725.00
	3/4/2019		11.28	722.87
	3/25/2019		11.44	722.71
	11/16/2020		13.95	720.20
	3/1/2021		11.93	722.22
	8/12/2021		12.98	721.17
	3/16/2022		7.97	726.18
	6/6/2022		13.64	720.51
	8/8/2022		13.34	720.81
	11/16/2022		14.05	720.10
	2/8/2023		12.67	721.48
	4/24/2023		12.41	721.74
	7/12/2023		13.39	720.76
MW-14D	2/4/2019	731.45	11.95	719.50
	3/4/2019		8.47	722.98
	3/25/2019		8.56	722.89
	11/16/2020		11.14	720.31
	3/1/2021		9.11	722.34
	8/12/2021		10.14	721.31
	3/16/2022		10.79	720.66
	6//6/2022		9.91	721.54
	8/8/2022		10.57	720.88
	11/16/2022		11.22	720.23
	2/8/2023		9.85	721.60
	4/24/2023		9.59	721.86
	7/12/2023		10.49	720.96

Well Identification	Date	Well Elevation (feet)	Depth to Groundwater	Groundwater Elevation
MW-15	9/24/2013	735.30	15.41	719.89
	3/5/2014		12.98	722.32
	8/31/2016		Well Inaccessible	
	8/21/2017		14.35	720.95
	6/14/2018		13.95	721.35
	2/4/2019		12.94	722.36
	3/4/2019		12.23	723.07
	3/25/2019		12.34	722.96
	11/16/2020		15.08	720.22
	3/1/2021		12.80	722.50
	8/12/2021		13.99	721.31
	3/16/2022		11.20	724.10
	6/6/2022		14.24	721.06
	8/8/2022		14.37	720.93
	11/16/2022		15.10	720.20
	2/8/2023		13.75	721.55
	4/24/2023		13.40	721.90
	7/12/2023		14.35	720.95
MW-15D	6/14/2018	734.76	13.45	721.31
	2/4/2019		11.45	723.31
	3/4/2019		11.71	723.05
	3/25/2019		11.78	722.98
	11/16/2020		14.52	720.24
	3/1/2021		12.27	722.49
	8/12/2021		13.47	721.29
	3/16/2022		11.96	722.80
	6/6/2022		14.57	720.19
	8/8/2022		13.82	720.94
	11/16/2022		14.56	720.20
	2/8/2023		13.22	721.54
	4/24/2023		12.86	721.90
	7/12/2023		13.80	720.96
MW-16	9/24/2013	735.65	7.06	728.59
	3/5/2014		2.88	732.77
	8/31/2016		Well Inaccessible	
	8/21/2017		5.35	730.30
	6/14/2018		NS	NS
	2/4/2019		2.51	733.14
	3/4/2019		2.28	733.37
	3/25/2019		3.09	732.56
	11/16/2020		5.55	730.10
	3/1/2021		0.92	734.73
	8/12/2021		4.43	731.22
	3/16/2022		1.88	733.77
	6/6/2022		3.76	731.89
	8/8/2022		4.15	731.50
	11/16/2022		6.14	729.51
	2/8/2023		3.66	731.99
	4/24/2023		3.11	732.54
	7/7/2023		4.15	731.50
MW-17	9/24/2013	745.02	16.22	728.80
	3/5/2014		12.00	733.02
	8/31/2016		Well Inaccessible	
	8/21/2017		NS	NS
	6/14/2018		NS	NS
	2/4/2019		11.67	733.35
	3/4/2019		11.40	733.62
	3/25/2019		11.55	733.47
	11/16/2020		14.72	730.30
	3/1/2021		NS	NS
	8/12/2021		NS	NS
	3/16/2022		10.92	734.10
	8/8/2022		13.18	731.84
	11/16/2022		15.29	729.73
	2/8/2023		12.79	732.23
	4/24/2023		12.25	732.77
	7/7/2023		13.23	731.79
MW-18	3/5/2014	737.79	10.03	727.76
	8/31/2016		10.32	727.47
	8/21/2017		NS	NS
	6/14/2018		NS	NS
	2/4/2019		9.54	728.25
	3/4/2019		9.22	728.57
	3/25/2019		9.19	728.60
			Well destroyed in 2021	

Well Identification	Date	Well Elevation (feet)	Depth to Groundwater	Groundwater Elevation
MW-19	3/5/2014	733.21	7.17	726.04
	8/31/2016		7.55	725.66
	8/21/2017		NS	NS
	6/14/2018		NS	NS
	2/4/2019		7.08	726.13
	3/4/2019		6.30	726.91
	3/25/2019		6.29	726.92
	11/16/2020		Well destroyed in 2021	
MW-20	3/5/2014	729.99	5.94	724.05
	8/31/2016		6.38	723.61
	8/21/2017		6.71	723.28
	6/14/2018		NS	NS
	2/4/2019		5.54	724.45
	3/4/2019		4.53	725.46
	3/25/2019		4.48	725.51
	11/16/2020		8.55	721.44
	3/1/2021		7.14	722.85
	8/12/2021		6.49	723.50
	3/17/2022		4.49	725.50
	6/6/2022		6.83	723.16
	8/8/2022		7.64	722.35
	11/15/2022		8.33	721.66
	2/8/2023		7.54	722.45
	4/24/2023		5.55	724.44
	7/7/2023		7.18	722.81
MW-21	3/5/2014	729.21	6.04	723.17
	8/31/2016		6.64	722.57
	8/21/2017		6.99	722.22
	6/14/2018		NS	NS
	2/4/2019		5.75	723.46
	3/4/2019		4.74	724.47
	3/25/2019		4.73	724.48
	11/16/2020		9.33	719.88
	3/1/2021		6.83	722.38
	8/12/2021		6.70	722.51
	3/17/2022		4.64	724.57
	6/6/2022		6.74	722.47
	8/8/2022		7.75	721.46
	11/15/2022		8.37	720.84
	2/8/2023		7.43	721.78
	4/24/2023		5.97	723.24
	7/7/2023		7.40	721.81
MW-22	3/5/2014	736.47	13.04	723.43
	8/31/2016		13.68	722.79
	8/21/2017		14.07	722.40
	6/14/2018		13.90	722.57
	2/4/2019		12.69	723.78
	3/4/2019		11.84	724.63
	3/25/2019		11.82	724.65
	11/16/2020		15.56	720.91
	3/1/2021		14.18	722.29
	8/12/2021		13.76	722.71
	3/15/2022		11.31	725.16
	6/6/2022		13.13	723.34
	8/8/2022		15.50	720.97
	11/17/2022		15.53	720.94
	2/8/2023		14.55	721.92
	4/24/2023		12.67	723.80
	7/11/2023		14.50	721.97
MW-22D	6/14/2018	736.85	14.21	722.64
	2/4/2019		13.03	723.82
	3/4/2019		12.12	724.73
	3/25/2019		12.09	724.76
	11/16/2020		15.88	720.97
	3/1/2021		14.49	722.36
	8/12/2021		14.08	722.77
	3/15/2022		11.65	725.20
	6/6/2022		15.46	721.39
	8/8/2022		15.11	721.74
	11/17/2022		15.84	721.01
	2/8/2023		14.55	722.30
	4/24/2023		13.04	723.81
	7/11/2023		14.81	722.04

Well Identification	Date	Well Elevation (feet)	Depth to Groundwater	Groundwater Elevation
MW-23	3/5/2014	739.78	15.40	724.38
	8/31/2016		15.91	723.87
	8/21/2017		16.30	723.48
	6/14/2018		NS	NS
	2/4/2019		Well Innaccesible	
	3/4/2019		13.81	725.97
	3/25/2019		13.75	726.03
	11/16/2020		Well Dry	-
	3/1/2021		16.96	722.82
	8/12/2021		15.85	723.93
	3/15/2022		13.62	726.16
	6/6/2022		15.58	724.20
	8/8/2022		17.31	722.47
	11/14/2022		18.04	721.74
	2/8/2023		17.09	722.69
	4/24/2023		14.99	724.79
	7/11/2023		16.89	722.89
MW-24	3/5/2014	740.93	16.31	724.62
	8/31/2016		16.71	724.22
	8/21/2017		17.16	723.77
	6/14/2018		NS	NS
	2/4/2019		15.87	725.06
	3/4/2019		14.81	726.12
	3/25/2019		14.80	726.13
	11/16/2020		19.32	721.61
	3/1/2021		17.33	723.60
	8/12/2021		16.97	723.96
	3/17/2022		14.78	726.15
	6/6/2022		17.20	723.73
	8/8/2022		18.31	722.62
	11/15/2022		19.10	721.83
	2/8/2023		17.75	723.18
	4/24/2023		16.00	724.93
	7/7/2023		17.85	723.08
MW-25	3/5/2014	741.01	16.50	724.51
	8/31/2016		Well Inaccessible	
	8/21/2017		Well Inaccessible	
	6/14/2018		Well Inaccessible	
	2/4/2019		Well Innaccesible	
	3/4/2019		Well Innaccesible	
	3/25/2019		Well Innaccesible	
	11/16/2020		19.44	721.57
	3/1/2021		17.90	723.11
	8/12/2021		17.11	723.90
	3/17/2022		NS	NS
	6/6/2022		16.70	724.31
	8/8/2022		18.46	722.55
	11/15/2022		10.52	730.49
	2/8/2023		18.20	722.81
	4/24/2023		16.11	724.90
	7/7/2023		17.98	723.03
MW-26	3/5/2014	739.31	15.25	724.06
	8/31/2016		15.80	723.51
	8/21/2017		16.19	723.12
	6/14/2018		16.11	723.20
	2/4/2019		14.86	724.45
	3/4/2019		13.92	725.39
	3/25/2019		13.86	725.45
	11/16/2020		18.05	721.26
	3/1/2021		16.60	722.71
	8/12/2021		15.96	723.35
	3/17/2022		NS	NS
	6/6/2022		15.56	723.75
	8/8/2026		17.22	722.09
	11/15/2022		17.91	721.40
	2/8/2023		16.60	722.71
	4/24/2023		15.10	724.21
	7/10/2023		16.76	722.55

Well Identification	Date	Well Elevation (feet)	Depth to Groundwater	Groundwater Elevation
MW-27	3/5/2014	740.06	8.11	731.95
	8/31/2016		8.19	731.87
	8/21/2017		8.81	731.25
	6/14/2018		NS	NS
	2/4/2019		8.25	731.81
	3/4/2019		7.88	732.18
	3/25/2019		7.88	732.18
	11/16/2020		9.80	730.26
	3/1/2021		7.58	732.48
	8/12/2021		6.76	733.30
	3/17/2022		8.02	732.04
	6/6/2022		8.82	731.24
	8/8/2022		9.18	730.88
	11/15/2022		11.10	728.96
	2/8/2023		8.51	731.55
	4/24/2023		8.09	731.97
	7/7/2023		8.60	731.46
MW-28	3/5/2014	739.62	6.72	732.90
	8/31/2016		Well Inaccessible	
	8/21/2017		9.40	730.22
	6/14/2018		NS	NS
	2/4/2019		6.43	733.19
	3/4/2019		6.15	733.47
	3/25/2019		6.11	733.51
	11/16/2020		9.71	729.91
	3/1/2021		5.09	734.53
	8/12/2021		8.77	730.85
	3/16/2022		5.72	733.90
	6/6/2022		9.50	730.12
	8/8/2022		9.35	730.27
	11/16/2022		10.21	729.41
	2/8/2023		7.75	731.87
	4/24/2023		7.00	732.62
	7/7/2023		8.32	731.30
MW-29	3/5/2014	732.96	10.17	722.79
	8/31/2016		11.04	721.92
	8/21/2017		11.43	721.53
	6/14/2018		11.16	721.80
	2/4/2019		10.00	722.96
	3/4/2019		9.21	723.75
	3/25/2019		9.23	723.73
	11/16/2020		Well Dry	-
	3/1/2021		10.70	722.26
	8/12/2021		11.10	721.86
	3/17/2022		NS	NS
	6/6/2022		11.73	721.23
	8/8/2022		11.75	721.21
	11/17/2022		12.51	720.45
	2/8/2023		11.48	721.48
	4/24/2023		10.15	722.81
	7/7/2023		11.66	721.30
MW-29D	6/14/2018	733.12	11.28	721.84
	2/4/2019		10.11	723.01
	3/4/2019		9.35	723.77
	3/25/2019		9.28	723.84
	11/16/2020		12.59	720.53
	3/1/2021		10.80	722.32
	8/12/2021		11.21	721.91
	3/17/2022		NS	NS
	6/6/2022		11.91	721.21
	8/8/2025		11.93	721.19
	11/17/2022		12.60	720.52
	2/8/2023		11.58	721.54
	4/24/2023		10.26	722.86
	7/7/2023		11.77	721.35

Well Identification	Date	Well Elevation (feet)	Depth to Groundwater	Groundwater Elevation
MW-30	8/31/2016	734.02	10.17	723.85
	8/21/2017		10.64	723.38
	6/14/2018		10.52	723.50
	2/4/2019		9.43	724.59
	3/4/2019		10.35	723.67
	3/25/2019		8.30	725.72
	11/16/2020		12.54	721.48
	3/1/2021		11.13	722.89
	8/12/2021		10.43	723.59
	3/15/2022		8.11	725.91
	6/6/2022		10.01	724.01
	8/8/2022		11.60	722.42
	11/14/2022		12.31	721.71
	2/8/2023		11.41	722.61
	4/24/2023		9.25	724.77
	7/7/2023		11.17	722.85
MW-31 (Deep Well with MW-30)	8/21/2017	733.87	11.69	722.18
	6/14/2018		10.53	723.34
	2/4/2019		9.25	724.62
	3/4/2019		8.37	725.50
	3/25/2019		8.29	725.58
	11/16/2020		11.81	722.06
	3/1/2021		10.56	723.31
	8/12/2021		10.56	723.31
	3/17/2022		8.39	725.48
	6/6/2022		8.84	725.03
	8/8/2022		10.32	723.55
	11/14/2022		12.11	721.76
	2/8/2023		12.49	721.38
	4/24/2023		9.93	723.94
	7/7/2023		11.05	722.82
MW-32 (Deep Well with MW-26)	8/21/2017	739.72	16.64	723.08
	6/14/2018		16.56	723.16
	2/4/2019		15.30	724.42
	3/4/2019		13.33	726.39
	3/25/2019		13.31	726.41
	11/16/2020		18.46	721.26
	3/1/2021		17.03	722.69
	8/12/2021		16.37	723.35
	3/17/2022		NS	NS
	6/6/2022		16.00	723.72
	8/8/2026		17.62	722.10
	11/15/2022		18.34	721.38
	2/8/2023		17.00	722.72
	4/24/2023		15.51	724.21
	7/10/2023		17.20	722.52
MW-33	2/4/2019	740.79	15.50	725.29
	3/4/2019		15.49	725.30
	3/25/2019		15.38	725.41
	11/16/2020		19.59	721.20
	3/1/2021		18.18	722.61
	8/12/2021		17.58	723.21
	3/17/2022		NS	NS
	6/6/2022		17.24	723.55
	8/8/2022		18.81	721.98
	11/16/2022		19.47	721.32
	2/8/2023		18.15	722.64
	4/24/2023		16.45	724.34
	7/10/2023		18.39	722.40
MW-33D	2/4/2019	741.05	16.81	724.24
	3/4/2019		15.87	725.18
	3/25/2019		15.83	725.22
	11/16/2020		19.89	721.16
	3/1/2021		18.48	722.57
	8/12/2021		17.91	723.14
	3/17/2022		NS	NS
	6/6/2022		17.55	723.50
	8/8/2022		19.07	721.98
	11/16/2022		19.8	721.25
	2/8/2023		18.77	722.28
	4/24/2023		16.78	724.27
	7/10/2023		18.70	722.35

Well Identification	Date	Well Elevation (feet)	Depth to Groundwater	Groundwater Elevation
MW-34	11/16/2020	741.09	18.99	722.10
	3/1/2021		16.99	724.10
	8/12/2021		16.55	724.54
	3/17/2022		14.26	726.83
	6/6/2022		16.23	724.86
	8/8/2022		18.02	723.07
	11/17/2022		18.86	722.23
	2/8/2023		17.62	723.47
	4/24/2023		15.54	725.55
	7/7/2023		17.45	723.64
MW-34D	11/16/2020	741.49	19.45	722.04
	3/1/2021		17.62	723.87
	8/12/2021		16.96	724.53
	3/17/2022		14.75	726.74
	6/6/2022		19.58	721.91
	8/8/2022		18.34	723.15
	11/17/2022		19.24	722.25
	2/8/2023		18.09	723.40
	4/24/2023		16.00	725.49
	7/7/2023		17.85	723.64
MW-35	11/16/2020	740.98	19.10	721.88
	3/1/2021		17.57	723.41
	8/12/2021		16.70	724.28
	3/17/2022		NS	NS
	6/6/2022		17.49	723.49
	8/8/2022		18.06	722.92
	11/15/2022		18.84	722.14
	2/8/2023		17.83	723.15
	4/24/2023		15.67	725.31
	7/7/2023		17.55	723.43
MW-35D	11/16/2020	740.97	19.10	721.87
	3/1/2021		17.61	723.36
	8/12/2021		16.67	724.30
	3/17/2022		NS	NS
	6/6/2022		17.92	723.05
	8/8/2022		18.10	722.87
	11/15/2022		18.86	722.11
	2/8/2023		17.83	723.14
	4/24/2023		15.70	725.27
	7/7/2023		17.58	723.39
MW-36	11/16/2020	741.80	21.23	720.57
	3/1/2021		18.51	723.29
	8/12/2021		17.65	724.15
	3/17/2022		15.44	726.36
	6/6/2022		7.71	734.09
	8/8/2022		19.02	722.78
	11/15/2022		19.81	721.99
	2/8/2023		18.46	723.34
	4/24/2023		16.72	725.08
	7/12/2023		18.55	723.25
MW-36D	11/16/2020	741.55	21.03	720.52
	3/1/2021		18.28	723.27
	8/12/2021		17.42	724.13
	3/17/2022		NS	NS
	6/6/2022		11.20	730.35
	8/8/2022		18.81	722.74
	11/15/2022		19.59	721.96
	2/8/2023		18.22	723.33
	4/24/2023		16.51	725.04
	7/7/2023		18.32	723.23
MW-37	11/16/2020	741.96	20.27	721.69
	3/1/2021		18.85	723.11
	8/12/2021		17.99	723.97
	3/17/2022		NS	NS
	6/6/2022		17.58	724.38
	8/8/2022		19.30	722.66
	11/15/2022		20.05	721.91
	2/8/2023		19.05	722.91
	4/24/2023		16.75	725.21
	7/7/2023		18.83	723.13

Well Identification	Date	Well Elevation (feet)	Depth to Groundwater	Groundwater Elevation
MW-37D	11/16/2020	741.95	20.28	721.67
	3/1/2021		18.81	723.14
	8/12/2021		18.02	723.93
	3/17/2022		NS	NS
	6/6/2022		17.61	724.34
	8/8/2022		19.33	722.62
	11/15/2022		20.08	721.87
	2/8/2023		19.07	722.88
	4/24/2023		16.78	725.17
	7/7/2023		18.86	723.09
MW-38	11/16/2020	738.90	17.63	721.27
	3/1/2021		16.23	722.67
	8/12/2021		16.62	722.28
	3/17/2022		13.40	725.50
	6/6/2022		15.81	723.09
	8/8/2022		16.85	722.05
	11/15/2022		17.57	721.33
	2/8/2023		16.50	722.40
	4/24/2023		14.81	724.09
	7/7/2023		16.45	722.45
MW-38D	11/16/2020	739.17	17.91	721.26
	3/1/2021		16.49	722.68
	8/12/2021		15.92	723.25
	3/17/2022		13.69	725.48
	6/6/2022		15.63	723.54
	8/8/2022		17.12	722.05
	11/15/2022		17.82	721.35
	2/8/2023		16.78	722.39
	4/24/2023		15.10	724.07
	7/7/2023		16.71	722.46
MW-39	11/16/2020	739.33	17.95	721.38
	3/1/2021		16.59	722.74
	8/12/2021		15.87	723.46
	3/17/2022		NS	NS
	6/6/2022		15.49	723.84
	8/8/2022		17.13	722.20
	11/17/2022		NS	NS
	2/8/2023		NS	NS
	4/24/2023		14.65	724.68
	7/7/2023 (DUP-1)		16.70	722.63
MW-39D	11/16/2020	739.34	17.96	721.38
	3/1/2021		16.58	722.76
	8/12/2021		15.91	723.43
	3/17/2022		NS	NS
	6/6/2022		15.52	723.82
	8/8/2022		17.18	722.16
	11/17/2022		17.85	721.49
	2/8/2023		16.83	722.51
	4/24/2023		14.69	724.65
	7/7/2023		16.73	722.61
MW-40	11/16/2020	738.75	9.11	729.64
	3/1/2021		4.01	734.74
	8/12/2021		7.67	731.08
	3/17/2022		NS	NS
	6/6/2022		7.62	731.13
	8/8/2022		8.82	729.93
	11/16/2022		9.45	729.30
	2/8/2023		5.95	732.80
	4/24/2023		5.28	733.47
	7/7/2023		7.85	730.90
MW-40D	11/16/2020	738.52	20.45	718.07
	3/1/2021		13.19	725.33
	8/12/2021		13.26	725.26
	3/17/2022		NS	NS
	6/6/2022		13.26	725.26
	8/8/2022		15.09	723.43
	11/16/2022		15.06	723.46
	2/8/2023		13.75	724.77
	4/24/2023		11.52	727.00
	7/7/2023		14.79	723.73

Well Identification	Date	Well Elevation (feet)	Depth to Groundwater	Groundwater Elevation
MW-41	11/16/2020	734.03	13.57	720.46
	3/1/2021		11.88	722.15
	8/12/2021		12.24	721.79
	3/17/2022		NS	NS
	6/6/2022		11.98	722.05
	8/8/2022		12.78	721.25
	11/17/2022		13.63	720.40
	2/8/2023		12.27	721.76
	4/24/2023		11.40	722.63
	7/12/2023		12.77	721.26
MW-41D	11/16/2020	734.02	13.56	720.46
	3/1/2021		11.86	722.16
	8/12/2021		12.23	721.79
	3/17/2022		10.41	723.61
	6/6/2022		11.95	722.07
	8/8/2022		12.76	721.26
	11/17/2022		13.60	720.42
	2/8/2023		12.60	721.42
	4/24/2023		11.58	722.44
	7/12/2023		12.75	721.27
MW-42	11/16/2020	732.26	11.95	720.31
	3/1/2021		9.87	722.39
	8/12/2021		10.79	721.47
	3/15/2022		8.74	723.52
	6/6/2022		11.90	720.36
	8/8/2022		11.29	720.97
	11/18/2022		11.99	720.27
	2/8/2023		10.65	721.61
	4/23/2024		9.99	722.27
	7/11/2023		11.22	721.04
MW-42D	11/16/2020	732.23	12.03	720.20
	3/1/2021		9.81	722.42
	8/12/2021		10.90	721.33
	3/15/2022		8.44	723.79
	6/6/2022		11.99	720.24
	8/8/2022		11.26	720.97
	11/18/2022		11.96	720.27
	2/8/2023		10.61	721.62
	4/24/2023		9.96	722.27
	7/11/2023		11.18	721.05
MW-43	11/16/2020	733.36	12.99	720.37
	3/1/2021		10.34	723.02
	8/12/2021		11.95	721.41
	3/16/2022		9.58	723.78
	6/6/2022		11.81	721.55
	8/8/2022		12.33	721.03
	11/16/2022		13.05	720.31
	2/8/2023		11.66	721.70
	4/24/2023		11.11	722.25
	7/7/2023		12.29	721.07
MW-43D	11/16/2020	733.17	12.81	720.36
	3/1/2021		10.27	722.90
	8/12/2021		11.76	721.41
	3/16/2022		9.44	723.73
	6/6/2022		11.77	721.40
	8/8/2022		12.11	721.06
	11/16/2022		12.86	720.31
	2/8/2023		11.48	721.69
	4/24/2023		10.93	722.24
	7/7/2023		12.10	721.07
MW-44	11/16/2020	728.73	8.37	720.36
	3/1/2021		6.55	722.18
	8/12/2021		7.19	721.54
	3/17/2022		5.41	723.32
	6/6/2022		7.19	721.54
	8/8/2022		7.95	720.78
	11/15/2022		8.40	720.33
	2/8/2023		7.43	721.30
	4/24/2023		6.67	722.06
	7/7/2023		7.65	721.08

Well Identification	Date	Well Elevation (feet)	Depth to Groundwater	Groundwater Elevation
MW-44D	11/16/2020	728.71	8.35	720.36
	3/1/2021		6.54	722.17
	8/12/2021		7.19	721.52
	3/17/2022		5.39	723.32
	6/6/2022		7.08	721.63
	8/8/2022		7.97	720.74
	11/15/2022		8.39	720.32
	2/8/2023		7.39	721.32
	4/24/2023		6.66	722.05
	7/7/2023		7.65	721.06
MW-45	11/16/2020	729.59	9.41	720.18
	3/1/2021		7.42	722.17
	8/12/2021		8.50	721.09
	3/17/2022		6.85	722.74
	6/6/2022		8.10	721.49
	8/8/2022		9.06	720.53
	11/17/2022		9.51	720.08
	2/8/2023		8.11	721.48
	4/24/2023		8.00	721.59
	7/7/2023		8.81	720.78
MW-45D	11/16/2020	729.34	9.17	720.17
	3/1/2021		7.20	722.14
	8/12/2021		8.25	721.09
	3/17/2022		6.60	722.74
	6/6/2022		7.87	721.47
	8/8/2022		8.85	720.49
	11/21/2022		9.25	720.09
	2/8/2023		7.87	721.47
	4/24/2023		9.34	720.00
	7/7/2023		8.55	720.79
MW-46	11/16/2020	730.43	9.74	720.69
	3/1/2021		6.89	723.54
	8/12/2021		9.77	720.66
	3/17/2022		NS	NS
	6/6/2022		9.56	720.87
	8/8/2022		9.07	721.36
	11/22/2022		9.99	720.44
	2/8/2023		8.28	722.15
	4/24/2023		9.19	721.24
	7/7/2023		9.78	720.65
MW-46I	11/16/2020	730.74	10.01	720.73
	3/1/2021		7.17	723.57
	8/12/2021		9.85	720.89
	3/17/2022		NS	NS
	6/6/2022		9.48	721.26
	8/8/2022		9.34	721.40
	11/22/2022		10.31	720.43
	2/8/2023		8.55	722.19
	4/24/2023		9.46	721.28
	7/11/2023		10.00	720.74
MW-46D	11/16/2020	730.65	9.91	720.74
	3/1/2021		7.05	723.60
	8/12/2021		9.96	720.69
	3/17/2022		NS	NS
	6/6/2022		9.79	720.86
	8/8/2022		9.25	721.40
	11/22/2022		10.21	720.44
	2/8/2023		8.43	722.22
	4/24/2023		9.34	721.31
	7/7/2023		9.80	720.85
MW-47	11/16/2020	728.74	8.34	720.40
	3/1/2021		4.16	724.58
	8/12/2021		7.37	721.37
	3/17/2022		NS	NS
	6/6/2022		7.79	720.95
	8/8/2022		7.63	721.11
	11/21/2022		8.76	719.98
	2/8/2023		5.03	723.71
	4/24/2023		6.70	722.04
	7/7/2023		7.70	721.04

Well Identification	Date	Well Elevation (feet)	Depth to Groundwater	Groundwater Elevation
MW-47I	11/16/2020	729.58	8.12	721.46
	3/1/2021		5.31	724.27
	8/12/2021		8.01	721.57
	3/17/2022		NS	NS
	6/6/2022		7.89	721.69
	8/8/2022		7.45	722.13
	11/21/2022		8.24	721.34
	2/8/2023		6.72	722.86
	4/24/2023		7.41	722.17
	7/7/2023		7.95	721.63
MW-47D	11/16/2020	728.33	7.81	720.52
	3/1/2021		5.01	723.32
	8/12/2021		7.72	720.61
	3/17/2022		NS	NS
	6/6/2022		7.98	720.35
	8/8/2022		7.10	721.23
	11/21/2022		8.02	720.31
	2/8/2023		6.41	721.92
	4/24/2023		7.10	721.23
	7/7/2023		7.66	720.67
MW-48	11/16/2020	728.49	8.76	719.73
	3/1/2021		6.11	722.38
	8/12/2021		8.60	719.89
	3/17/2022		7.75	720.74
	6/6/2022		9.95	718.54
	8/8/2022		7.11	721.38
	11/21/2022		8.91	719.58
	2/8/2023		7.80	720.69
	4/24/2023		8.33	720.16
	7/7/2023		8.54	719.95
MW-48D	11/16/2020	727.77	8.04	719.73
	3/1/2021		5.27	722.50
	8/12/2021		9.92	717.85
	3/17/2022		6.12	721.65
	6/6/2022		7.53	720.24
	8/8/2022		8.08	719.69
	11/21/2022		8.32	719.45
	2/8/2023		6.83	720.94
	4/24/2023		7.97	719.80
	7/7/2023		8.21	719.56
MW-49	11/16/2020	725.01	5.97	719.04
	3/1/2021		3.62	721.39
	8/12/2021		6.01	719.00
	3/17/2022		NS	NS
	6/6/2022		5.53	719.48
	8/8/2022		5.88	719.13
	11/21/2022		6.26	718.75
	2/8/2023		5.24	719.77
	4/24/2023		5.35	719.66
	7/7/2023		5.81	719.20
MW-49D	11/16/2020	725.11	5.78	719.33
	3/1/2021		4.38	720.73
	8/12/2021		5.49	719.62
	3/17/2022		NS	NS
	6/6/2022		4.59	720.52
	8/8/2022		5.57	719.54
	11/21/2022		5.92	719.19
	2/8/2023		4.45	720.66
	4/24/2023		4.46	720.65
	7/7/2023		5.50	719.61
MW-50	8/12/2021	737.81	4.41	733.40
	3/17/2022		1.04	736.77
	6/6/2022		2.13	735.68
	8/8/2022		3.47	734.34
	11/16/2022		4.29	733.52
	2/8/2023		2.01	735.80
	4/24/2023		1.51	736.30
	7/7/2023		2.96	734.85
MW-50D	8/12/2021	737.61	2.16	735.45
	3/17/2022		1.06	736.55
	6/6/2022		1.69	735.92
	8/8/2022		3.14	734.47
	11/16/2022		4.07	733.54
	2/8/2023		1.78	735.83
	4/24/2023		1.31	736.30
	7/7/2023		2.75	734.86

Well Identification	Date	Well Elevation (feet)	Depth to Groundwater	Groundwater Elevation
MW-51	8/12/2021	737.82	6.55	731.27
	3/17/2022		3.71	734.11
	6/6/2022		5.91	731.91
	8/8/2022		7.55	730.27
	11/16/2022		7.41	730.41
	2/8/2023		5.85	731.97
	4/24/2023		4.45	733.37
	7/7/2023		6.72	731.10
MW-52	8/12/2021	739.64	8.56	731.08
	3/17/2022		NS	NS
	6/6/2022		7.90	731.74
	8/8/2022		9.33	730.31
	11/16/2022		10.18	729.46
	2/8/2023		7.77	731.87
	4/24/2023		6.76	732.88
	7/7/2023		8.35	731.29
MW-52D	8/12/2021	739.46	8.42	731.04
	3/17/2022		NS	NS
	6/6/2022		7.44	732.02
	8/8/2022		9.28	730.18
	11/16/2022		10.14	729.32
	2/8/2023		7.65	731.81
	4/24/2023		6.71	732.75
	7/7/2023		8.38	731.08
MW-53S	11/17/2022	732.16	11.82	720.34
	2/8/2023		10.40	721.76
	4/24/2023		10.26	721.90
	7/7/2023		NS	NS
MW-53D	11/17/2022	732.13	11.83	720.3
	2/8/2023		10.53	721.6
	4/24/2023		10.31	721.82
	7/7/2023		NS	NS
MW-54S	11/17/2022	732.1	11.74	720.36
	2/8/2023		10.35	721.75
	4/24/2023		10.23	721.87
	7/7/2023		NS	NS
MW-54D	11/17/2022	731.81	11.42	720.39
	2/8/2023		10.08	721.73
	4/24/2023		9.9	721.91
	7/7/2023		NS	NS
MW-55S	11/17/2022	731.37	12.08	719.29
	2/8/2023		10.79	720.58
	4/24/2023		10.58	720.79
	7/7/2023		NS	NS
MW-55D	11/17/2022	731.88	11.84	720.04
	2/8/2023		10.2	721.68
	4/24/2023		10.05	721.83
	7/7/2023		NS	NS
MW-56S	11/17/2022	731.75	11.38	720.37
	2/8/2023		10.00	721.75
	4/24/2023		10.00	721.75
	7/7/2023		NS	NS
MW-56D	11/17/2022	733.12	12.81	720.31
	2/8/2023		11.41	721.71
	4/24/2023		11.41	721.71
	7/7/2023		NS	NS
MW-57S	11/17/2022	731.13	10.82	720.31
	2/8/2023		9.53	721.6
	4/24/2023		9.46	721.67
	7/7/2023		NS	NS
MW-57D	11/17/2022	731.47	11.33	720.14
	2/8/2023		9.85	721.62
	4/24/2023		9.82	721.65
	7/7/2023		NS	NS
MW-58S	11/17/2022	731.44	11.31	720.13
	2/8/2023		9.88	721.56
	4/23/2024		9.83	721.61
	7/7/2023		NS	NS
MW-58D	11/17/2022	731.48	11.21	720.27
	2/8/2023		9.91	721.57
	4/24/2023		9.86	721.62
	7/7/2023		NS	NS

Well Identification	Date	Well Elevation (feet)	Depth to Groundwater	Groundwater Elevation
MW-59D (TMW-8D)	11/5/2021	728.38	6.10	721.49
	12/1/2021		6.58	721.01
	3/17/2022		NS	NS
	6/2022		TMW-8D converted to MW59D	
	2/8/2023		6.77	721.61
	4/24/23		7.06	721.32
	7/7/23		NS	NS
MW-60S (TMW-9S)	11/5/2021	730.34	7.90	721.50
	12/1/2021		8.40	721.00
	3/17/2022		NS	NS
	6/2022		TMW-9S converted to MW-60S	
	2/8/2023		8.80	721.54
	4/24/2023		9.09	721.25
	7/7/2023		NS	NS
MW-60I (TMW-9I)	11/5/2021	730.26	6.80	721.54
	12/1/2021		7.33	721.01
	3/17/2022		NS	NS
	6/2022		TMW-9I converted to MW-60I	
	2/8/2023		8.88	721.38
	4/24/2023		9	721.26
	7/7/2023		NS	NS
MW-60D (TMW-9D)	11/5/2021	730.22	8.00	722.00
	12/1/2021		8.49	721.51
	3/17/2022		NS	NS
	6/2022		TMW-9D converted to MW60D	
	2/8/2023		8.80	721.42
	4/24/2023		8.93	721.29
	7/7/2023		NS	NS
MW-61I (TMW-10I)	11/5/2021	730.74	7.50	721.46
	12/1/2021		7.98	720.98
	3/17/2022		NS	NS
	6/2022		TMW10I converted to MW-61I	
	2/8/2023		9.28	721.46
	4/24/2023		9.5	721.24
	7/7/2023		NS	NS
MW-61D (TMW-10D)	11/5/2021	730.80	8.60	721.40
	12/1/2021		9.01	720.99
	3/17/2022		NS	NS
	6/2022		TMW-10D converted to MW-61D	
	2/8/2023		9.21	721.59
	4/24/2023		9.57	721.23
	7/7/2023		NS	NS
MW-62I (TMW-12I)	12/1/2021	728.03	6.87	720.83
	3/17/2022		NS	NS
	6/2022		TMW-12I converted to MW-62I	
	2/8/2023		6.04	721.99
	4/24/2023		6.89	721.14
	7/7/2023		NS	NS
MW-62D (TMW-12D)	11/5/2021	728.12	5.60	721.43
	12/1/2021		6.18	720.85
	3/17/2022		NS	NS
	6/2022		TMW-12D converted to MW-62D	
	2/8/2023		6.20	721.92
	4/24/2023		6.92	721.20
	7/7/2023		NS	NS
MW-63I (TMW-13I)	11/5/2021	728.70	6.40	721.50
	12/1/2021		6.91	720.99
	3/17/2022		NS	NS
	6/2022		TMW-13I converted to MW-63I	
	2/8/2023		6.81	721.89
	4/24/2023		7.49	721.21
	7/7/2023		NS	NS
MW-63D (TMW-13D)	11/5/2021	728.69	6.60	721.58
	12/1/2021		7.11	721.07
	3/17/2022		NS	NS
	6/2022		MW-13D converted to MW-63D	
	2/8/2023		6.82	721.87
	4/24/2023		7.4	721.29
	7/7/2023		NS	NS
MW-64I	2/8/2023	729.86	7.71	722.15
	4/24/2023		8.84	721.02
	7/7/2023		NS	NS
MW-64D	2/8/2023	729.81	7.59	722.22
	4/24/2023		8.68	721.13
	7/7/2023		NS	NS

Well Identification	Date	Well Elevation (feet)	Depth to Groundwater	Groundwater Elevation
TMW-8S	11/5/2021	272.04	4.60	267.44
	12/1/2021		4.74	267.30
	3/17/2022		NS	NS
	6/2022		Well Abandoned	
TMW-10S	11/5/2021	729.90	8.40	721.50
	12/1/2021		8.90	721.00
	3/17/2022		NS	NS
	6/2022		Well Abandoned	
TMW-11D	11/5/2021	727.69	6.20	721.49
	12/1/2021		6.64	721.05
	3/17/2022		NS	NS
	6/2022		Well Abandoned	
TMW-14	11/5/2021	728.73	7.60	721.13
	12/1/2021		8.08	720.65
	3/17/2022		NS	NS
	6/2022		Well Abandoned	

Well Elevation = Top of the 2" Diameter Pipe NS=Not Sampled

TABLE 3
3Q2023 PRE AND POST INJECTION FIELD PARAMETERS
HRID / Former Hoagland Tomato Cannery Property
Franklin, Indiana

Sample Identification	Date Collected	pH	Oxidation-Reduction Potential (mV)	Dissolved Oxygen (mg/L)
HRID Property Quarterly Wells				
MW-11	11/17/2020	7.08	71	0.37
	Remedial Injections - Fall 2021			
	3/14/2022	NS	NS	NS
	6/6/2022	7.55	-135.1	0.04
	8/9/2022	7.28	-113.2	0.09
	11/14/2022	6.47	-205.1	0.09
	2/9/2023	5.48	103.3	0.00
	4/25/2023	5.69	283.6	0.00
	7/7/2023	6.54	109.2	0.00
MW-12	08/18/2021	7.52	148	2.93
	Remedial Injections - Fall 2021			
	03/14/2022	7.02	203	3.53
	6/8/2022	7.24	66.4	2.24
	8/10/2022	7.00	183.3	1.92
	11/18/2022	6.58	271.4	0.69
	2/10/2023	6.47	17.6	0.86
	4/24/2023	5.83	276.4	2.31
	7/12/2023	6.50	66.0	1.21
MW-12D	08/17/2021	7.52	-29	0.00
	Remedial Injections - Fall 2021			
	03/14/2022	8.29	374	0.00
	6/8/2022	8.71	-386.6	0.01
	8/10/2022	8.27	-249.4	0.01
	11/17/2022	7.77	-258.8	0.00
	2/10/2023	7.81	-80.7	0.00
	4/24/2023	6.61	156.7	0.00
	7/12/2023	7.03	69.2	0.00
MW-14	11/18/2020	7.28	-55	0.00
	Remedial Injections - Fall 2021			
	03/16/2022	7.29	-40.00	0.03
	6/8/2022	7.86	-145.7	0.03
	8/11/2022	7.67	-68.5	0.07
	11/16/2022	7.69	-1	0.22
	2/16/2023	7.49	-97.4	0.03
	5/1/2023	6.37	100.3	0.47
	7/12/2023	6.94	155.9	0.01
MW-14D	11/18/2020	6.96	21	0.00
	Remedial Injections - Fall 2021			
	03/16/2022	6.7	6.3	0.00
	6/8/2022	7.27	-86.4	0.02
	8/11/2022	7.21	-21.5	0.04
	11/16/2022	7.18	284.7	0.09
	2/16/2023	7.08	-43.0	0.05
	5/1/2023	5.86	130.8	0.00
	7/12/2023	6.58	182.4	0.00

Sample Identification	Date Collected	pH	Oxidation-Reduction Potential (mV)	Dissolved Oxygen (mg/L)
MW-15	08/13/2021	7.41	274	0.54
	Remedial Injections - Fall 2021			
	03/16/2022	6.95	77	3.11
	6/9/2022	7.27	-4.4	0.06
	8/11/2022	7.21	44.6	0.03
	11/16/2022	7.24	19.5	0.36
	2/17/2023	7.28	0.7	0.04
	5/1/2023	6.01	111.3	0.74
	7/12/2023	6.70	149.3	0.14
MW-15D	08/13/2021	7.73	-85	0.12
	Remedial Injections - Fall 2021			
	03/16/2022	6.85	-56	0.00
	6/9/2022	7.31	-94	0.02
	8/11/2022	7.18	-1.7	0.08
	11/16/2022	7.21	4.8	0.04
	2/17/2023	7.29	-86.7	0.04
	5/1/2023	5.92	114.5	0.00
	7/12/2023	6.65	141.1	0.00
MW-22	08/13/2021	6.94	152	1.97
	Remedial Injections - Fall 2021			
	03/15/2022	6.78	22	1.75
	6/8/2022	7.19	-39.4	0.03
	8/9/2022	6.68	-17.2	0.01
	11/17/2022	6.81	-67.6	0.00
	2/9/2023	6.01	93.3	0.04
	4/24/2023	5.73	131.3	0.68
	7/11/2023	6.62	81.4	0.00
MW-22D	08/13/2021	7.03	113	2.17
	Remedial Injections - Fall 2021			
	03/15/2022	7.01	-17	0.00
	6/8/2022	7.36	47.7	0.05
	8/9/2022	6.85	46.7	0.03
	11/17/2022	7.03	16.6	0.00
	2/15/2023	5.46	145.9	0.00
	4/25/2023	5.86	269.2	0.00
	7/11/2023	6.67	80.4	0.00
MW-23	3/11/2019	6.98	106	1.66
	Remedial Injections - Fall 2021			
	03/15/2022	6.81	-137	0.01
	6/6/2022	6.59	-45.7	0.05
	8/9/2022	6.6	-80.7	0.57
	11/14/2022	5.97	-120.9	1.16
	2/9/2023	6.12	80.1	0.02
	5/1/2023	5.68	213.0	0.05
	7/11/2023	6.07	79.7	0.13
MW-24	08/18/2021	7.44	186	3.45
	Remedial Injections - Fall 2021			
	03/17/2022	6.96	75	2.68
	6/7/2022	7.28	162.1	0.20
	8/8/2022	7.12	102.2	0.21
	11/15/2022	6.81	48	1.24
	2/17/2023	7.01	237.1	0.59
	5/2/2023	5.77	311.5	1.39
	7/7/2023	6.12	206.3	0.07

Sample Identification	Date Collected	pH	Oxidation-Reduction Potential (mV)	Dissolved Oxygen (mg/L)
MW-26	08/12/2021	6.75	182	2.72
	Remedial Injections - Fall 2021			
	03/16/2022	7.31	-130	0.01
	6/6/2022	7.45	-109.4	0.13
	8/8/2022	7.22	-80.9	0.01
	11/15/2022	6.92	-49.9	0.09
	2/16/2023	6.90	6.9	0.96
	5/2/2023	5.70	294.7	0.14
	7/10/2023	6.39	182.1	0.70
MW-32 (Deep Well paired with MW-26)	08/12/2021	7.07	144	1.21
	Remedial Injections - Fall 2021			
	03/16/2022	7.14	19	0.1
	6/6/2022	7.25	37.3	0.08
	8/8/2022	7.19	168.8	0.08
	11/15/2022	6.95	23.1	0.00
	2/16/2023	7.03	42.5	0.02
	5/2/2023	5.93	291.4	1.21
	7/10/2023	6.53	173.1	0.06
MW-29	3/27/2019	7.04	99	4.41
	Remedial Injections - Fall 2021			
	03/14/2022	7.13	-178	0.00
	6/8/2022	7.22	-86	0.19
	8/10/2022	7.04	-70.2	0.00
	11/17/2022	6.82	-95	0.00
	2/9/2023	5.84	87.0	0.05
	4/24/2023	5.87	112.2	0.01
	7/7/2023	6.52	94.7	0.00
MW-29D	08/16/2021	7.15	-84	0.21
	Remedial Injections - Fall 2021			
	03/14/2022	7.13	-87	0.00
	6/8/2022	7.29	-28.0	0.03
	8/10/2022	7.15	4.5	0.02
	11/17/2022	6.68	-45.6	0.00
	2/9/2023	6.45	43.0	0.00
	4/24/2023	5.90	106.3	0.00
	7/7/2023	6.46	86.1	0.00
MW-30	08/16/2021	7.33	-10	0.39
	Remedial Injections - Fall 2021			
	03/15/2022	7.09	-127	0.04
	6/6/2022	7.39	-111.4	0.10
	8/9/2022	7.25	-122.5	0.12
	11/14/2022	6.48	-194.8	0.11
	2/9/2023	6.39	79.3	0.00
	4/25/2023	5.87	208.8	0.14
	7/7/2023	6.63	161.7	0.00
MW-33	08/13/2021	7.14	145	0.71
	Remedial Injections - Fall 2021			
	03/16/2022	7.18	10	0.00
	6/7/2022	7.31	153.6	0.06
	8/9/2022	7.00	62	0.03
	11/16/2022	7.2	50	0.03
	2/17/2023	7.21	190.1	0.01
	4/25/2023	5.83	288.7	0.00
	7/10/2023	6.56	175.4	0.00

Sample Identification	Date Collected	pH	Oxidation-Reduction Potential (mV)	Dissolved Oxygen (mg/L)
MW-33D	08/13/2021	7.19	70	0.74
	Remedial Injections - Fall 2021			
	03/16/2022	7.17	-32	0.15
	6/7/2022	7.38	41.6	0.03
	8/9/2022	6.99	69.9	0.00
	11/16/2022	7.2	59.4	0.04
	2/10/2023	6.69	28.7	0.00
	4/25/2023	5.84	293.2	0.00
	7/10/2023	6.53	176.1	0.00
MW-36	08/18/2021	7.58	189	3.43
	Remedial Injections - Fall 2021			
	03/17/2022	6.93	65	7.31
	6/9/2022	7.38	375	4.91
	8/8/2022	7.08	187.9	1.20
	11/15/2022	6.94	252.8	2.59
	2/17/2023	7.22	240.4	5.44
	5/2/2023	6.12	304.6	7.01
	7/12/2023	6.61	143.2	3.00
MW-37	08/16/2021	7.05	151	3.05
	Remedial Injections - Fall 2021			
	03/16/2022	7.14	10	0.03
	6/6/2022	7.32	14.3	0.23
	8/8/2022	7.12	122.7	0.11
	11/15/2022	6.86	9.5	0.03
	2/9/2023	5.6	98.1	0.05
	4/25/2023	5.91	155.3	1.14
	7/7/2023	6.37	197.2	0.16
MW-39	08/13/2021	6.82	139	3.26
	Remedial Injections - Fall 2021			
	03/16/2022	6.9	132	1.15
	6/6/2022	7.09	86.2	1.25
	8/8/2022	7.12	-44.6	0.05
	11/17/2022	Well obstructed and not sampled		
	2/9/2023	NS	NS	NS
	4/24/2023	5.64	274.1	0.90
	7/7/2023	6.23	208.7	0.08
MW-40	08/16/2021	7.29	16	0.14
	Remedial Injections - Fall 2021			
	03/16/2022	6.76	84	0.00
	6/7/2022	7.79	-104.1	0.07
	8/10/2022	6.83	78.9	0.39
	11/16/2022	6.79	17.8	0.00
	2/16/2023	6.91	7.4	0.00
	4/24/2023	5.56	263.9	0.00
	7/7/2023	6.37	198.0	0.00
MW-41	08/13/2021	6.98	115	1.09
	Remedial Injections - Fall 2021			
	03/14/2022	7.18	-110	0.09
	6/8/2022	7.32	-87.9	0.03
	8/10/2022	7.04	13.2	0.04
	11/17/2022	6.68	-40.5	0.00
	2/16/2023	6.91	-87.0	0.02
	4/25/2023	5.93	143.8	0.00
	7/12/2023	6.44	107.9	0.00

Sample Identification	Date Collected	pH	Oxidation-Reduction Potential (mV)	Dissolved Oxygen (mg/L)
MW-41D	08/13/2021	7.05	-40	0.23
	Remedial Injections - Fall 2021			
	03/17/2022	6.98	-78	0.00
	6/8/2022	7.5	-136	0.04
	8/10/2022	7.24	-80.6	0.06
	11/17/2022	6.86	-98.4	0.00
	2/14/2023	6.57	71.0	0.00
	5/1/2023	5.93	111.2	0.00
	7/12/2023	6.62	130.9	0.02
MW-42	08/16/2021	7.07	124	1.1
	Remedial Injections - Fall 2021			
	03/15/2022	7.05	70	5.15
	6/9/2022	7.29	342.7	2.07
	8/10/2022	7.74	78.4	8.87
	11/18/2022	6.59	181.5	0.28
	2/15/2023	6.48	81.2	0.52
	4/25/2023	5.81	296.5	2.19
	7/11/2023	6.64	80.1	0.36
MW-42D	08/16/2021	7.15	-39	0.58
	Remedial Injections - Fall 2021			
	03/15/2022	7.04	-38	0.06
	6/9/2022	7.35	-49.4	0.03
	8/10/2022	7.18	10.8	0.00
	11/18/2022	6.63	-12.6	0.00
	2/15/2023	5.67	132.7	0.00
	4/25/2023	5.86	277.7	0.00
	7/11/2023	6.72	79.1	0.00
MW-43	08/12/2021	6.6	147	2.62
	Remedial Injections - Fall 2021			
	03/16/2022	6.61	106	0.38
	6/9/2022	6.62	87.5	0.04
	8/11/2022	6.75	74.4	0.02
	11/16/2022	6.84	34.8	0.10
	2/17/2023	6.80	84.1	0.90
	4/24/2023	5.56	273.5	0.00
	7/7/2023	6.20	205.1	0.00
MW-43D	08/12/2021	7.06	-25	0.11
	Remedial Injections - Fall 2021			
	03/16/2022	6.9	8	0.00
	6/9/2022	7.05	-46.1	0.02
	8/11/2022	7.15	2.9	0.00
	11/16/2022	7.13	14.6	0.07
	2/17/2023	7.15	-51.3	0.02
	4/24/2023	5.89	264.5	0.00
	7/7/2023	6.57	199.2	0.00
MW-46I	08/17/2021	7.76	-62	0.49
	Remedial Injections - Fall 2021			
	3/15/2022	NS	NS	NS
	6/8/2022	7.38	-110.3	0.04
	8/11/2022	7.27	-59.8	0.04
	11/22/2022	6.58	-70.6	0.00
	2/10/2023	6.56	44.9	0.00
	5/2/2023	5.97	242.6	0.00
	7/11/2023	6.76	63.5	0.00

Notes

ORP <0.0 mV or DO <1.0 mg/L

NS = Not Sampled

TABLE 4

3Q2023 ON-SITE GROUNDWATER ANALYTICAL RESULTS AND POST-INJECTION TRENDS
HRID / Former Hoagland Tomato Cannery Property
Franklin, Indiana

		PCE	TCE	cDCE	tDCE	VC
IDEM RCG Residential TWSL's		**5**	**5**	**70**	**100**	**2**
IDEM RCG Residential VESL's		**110**	**9.1**	**NE**	**NE**	**2.1**
IDEM RCG Industrial VESL's		**470**	**38**	**NE**	**NE**	**35**
Sample Identification	**Date Collected**	**Analytical Results in micrograms per liter (ug/L)**				
Quarterly Wells						
MW-11	3/29/2019	**45.3**	**31.5**	<5.0	<5.0	<2.0
	11/17/2020	**110**	**37.5**	<5.0	<5.0	<2.0
	Remedial Injections - Fall 2021					
	3/14/2022	NS	NS	NS	NS	NS
	6/6/2022	**40.6**	**14.8**	**298**	<5.0	<2.0
	08/09/2022	**9.0**	**6.4**	**280**	<5.0	<2.0
	11/14/2022	<5.0	<5.0	**187**	<5.0	**7.5**
	02/09/2023	<5.0	<5.0	**26.1**	<5.0	<2.0
	04/25/2023	**10.8**	<5.0	**23.6**	<5.0	**4.4**
	7/7/2023	<5.0	<5.0	**99.2**	<5.0	<2.0
	CHANGE	↓	↓	↑	NA	NA
MW-12	11/17/2020	<5.0	**55.3**	<5.0	<5.0	<2.0
	08/18/2021	<5.0	**39.2**	<5.0	<5.0	<2.0
	Remedial Injections - Fall 2021					
	03/14/2022	<5.0	**24.5**	<5.0	<5.0	<2.0
	6/8/2022	<5.0	**48.7**	<5.0	<5.0	<2.0
	08/10/2022	<5.0	**52.6**	<5.0	<5.0	<2.0
	11/18/2022	<5.0	**51.5**	<5.0	<5.0	<2.0
	02/10/2023	<5.0	**51.3**	<5.0	<5.0	<2.0
	4/24/2023	<5.0	**38.6**	<5.0	<5.0	<2.0
	7/12/2023	<5.0	**58.8**	<5.0	<5.0	<2.0
	7/12/2023 (DUP-2)	<5.0	**56.4**	<5.0	<5.0	<2.0
	CHANGE	NA		NA	NA	NA
MW-12D	11/17/2020	<5.0	<5.0	<5.0	<5.0	<2.0
	08/17/2021	<5.0	<5.0	<5.0	<5.0	<2.0
	Remedial Injections - Fall 2021					
	03/14/2022	<5.0	<5.0	<5.0	<5.0	<2.0
	6/8/2022	<5.0	<5.0	<5.0	<5.0	<2.0
	08/10/2022	<5.0	<5.0	<5.0	<5.0	<2.0
	11/17/2022	<5.0	<5.0	<5.0	<5.0	<2.0
	2/10/2023	<5.0	<5.0	<5.0	<5.0	<2.0
	04/24/2023	<5.0	<5.0	<5.0	<5.0	<2.0
	7/12/2023	<5.0	<5.0	<5.0	<5.0	<2.0
	CHANGE	NA	NA	NA	NA	NA
MW-14	3/6/2019	<5.0	<5.0	<5.0	<5.0	<2.0
	11/18/2020	<5.0	<5.0	<5.0	<5.0	<2.0
	Remedial Injections - Fall 2021					
	03/16/2022	<5.0	<5.0	<5.0	<5.0	<2.0
	6/8/2022	<5.0	<5.0	<5.0	<5.0	<2.0
	8/11/2022	<5.0	<5.0	<5.0	<5.0	<2.0
	11/16/2022	<5.0	<5.0	<5.0	<5.0	<2.0
	2/16/2023	<5.0	<5.0	<5.0	<5.0	<2.0
	05/01/2023	<5.0	<5.0	<5.0	<5.0	<2.0
	7/12/2023	<5.0	<5.0	<5.0	<5.0	<2.0
	CHANGE	NA	NA	NA	NA	NA

		PCE	TCE	cDCE	tDCE	VC
IDEM RCG Residential TWSL's		**5**	**5**	**70**	**100**	**2**
IDEM RCG Residential VESL's		**110**	**9.1**	**NE**	**NE**	**2.1**
IDEM RCG Industrial VESL's		**470**	**38**	**NE**	**NE**	**35**
MW-14D	4/1/2019	<5.0	**524**	**11.0**	<5.0	<2.0
	11/18/2020	<5.0	**439**	**23.5**	<5.0	<2.0
	Remedial Injections - Fall 2021					
	03/16/2022	<5.0	**234**	**25.2**	<5.0	<2.0
	6/8/2022	<5.0	**281**	**27.6**	<5.0	<2.0
	8/11/2022	<5.0	**285**	**33.9**	<5.0	<2.0
	11/16/2022	<5.0	**270**	**28.5**	<5.0	<2.0
	02/16/2023	<5.0	**272**	**35.9**	<5.0	<2.0
	05/01/2023	<5.0	**287**	**40.3**	<5.0	<2.0
	7/12/2023	<5.0	**296**	**52.1**	<5.0	**3.7**
	CHANGE	NA	↓	↑	NA	↑
MW-15	11/18/2020	<5.0	**32.6**	<5.0	<5.0	<2.0
	08/13/2021	<5.0	**35.1**	<5.0	<5.0	<2.0
	Remedial Injections - Fall 2021					
	03/16/2022	<5.0	**13.5**	<5.0	<5.0	<2.0
	6/9/2022	<5.0	**36.8**	<5.0	<5.0	<2.0
	8/11/2022	<5.0	**44.2**	<5.0	<5.0	<2.0
	11/16/2022	<5.0	**32.2**	<5.0	<5.0	<2.0
	02/17/2023	<5.0	**38.0**	<5.0	<5.0	<2.0
	05/01/2023	<5.0	**25.8**	<5.0	<5.0	<2.0
	7/12/2023	<5.0	**40.9**	<5.0	<5.0	<2.0
	CHANGE	NA		NA	NA	NA
MW-15D	11/18/2020	<5.0	<5.0	**588**	**54.2**	<2.0
	08/13/2021	<5.0	<5.0	**618**	**42.5**	<2.0
	Remedial Injections - Fall 2021					
	03/16/2022	<5.0	<5.0	**82.6**	<5.0	<2.0
	6/9/2022	<5.0	<5.0	**60.1**	<5.0	<2.0
	8/11/2022	<5.0	<5.0	**58**	<5.0	<2.0
	11/16/2022	<5.0	<5.0	**41.9**	<5.0	<2.0
	02/17/2023	<5.0	<5.0	**41.1**	<5.0	<2.0
	05/01/2023	<5.0	<5.0	**72.7**	<5.0	<2.0
	7/12/2023	<5.0	<5.0	**135**	<5.0	<2.0
	CHANGE	NA	NA	↓	↓	NA
MW-22	11/17/2020	**11.8**	**68.7**	<5.0	<5.0	<2.0
	08/13/2021	**11.1**	**66.7**	<5.0	<5.0	<2.0
	Remedial Injections - Fall 2021					
	03/15/2022	<5.0	<5.0	**6.5**	<5.0	<2.0
	6/8/2022	**5.8**	**38.1**	**131**	<5.0	**6.7**
	8/9/2022	<5.0	<5.0	**168**	<5.0	**36.1**
	11/17/2022	<5.0	<5.0	**51.7**	<5.0	**92.9**
	02/09/2023	<5.0	**8.1**	**72.4**	<5.0	**78.9**
	04/24/2023	<5.0	**16.6**	**112**	<5.0	**27**
	7/11/2023	<5.0	**7.8**	**56.1**	**5.6**	**36.2**
	CHANGE	↓	↓	↑	NA	↑

		PCE	TCE	cDCE	tDCE	VC
IDEM RCG Residential TWSL's		**5**	**5**	**70**	**100**	**2**
IDEM RCG Residential VESL's		**110**	**9.1**	**NE**	**NE**	**2.1**
IDEM RCG Industrial VESL's		**470**	**38**	**NE**	**NE**	**35**
MW-22D	11/17/2020	**10.5**	**32.8**	<5.0	<5.0	<2.0
	08/13/2021	**10.4**	**33**	<5.0	<5.0	<2.0
	Remedial Injections - Fall 2021					
	03/15/2022	**11.5**	**37.8**	**10.6**	<5.0	<2.0
	6/8/2022	**13.6**	**41.4**	**61.9**	<5.0	**2.9**
	8/9/2022	**10.9**	**36.3**	**103**	<5.0	**14.3**
	11/17/2022	**10.3**	**31**	**111**	<5.0	**37.9**
	02/15/2023	**11.8**	**35.9**	**89.0**	<5.0	**36.6**
	04/25/2023	**11.3**	**32.9**	**55.0**	<5.0	**16.4**
	7/11/2023	**10.8**	**29.3**	**32.9**	<5.0	**12.1**
	CHANGE			↑	NA	↑
MW-23	8/21/2017	**115**	**234**	<5.0	<5.0	<2.0
	3/11/2019	**15.7**	**21.9**	<5.0	<5.0	<2.0
	Remedial Injections - Fall 2021					
	03/15/2022	<5.0	<5.0	**731**	<5.0	**29.8**
	6/6/2022	<5.0	<5.0	**65.7**	<5.0	**3.0**
	8/9/2022	<5.0	<5.0	**192**	<5.0	**14.3**
	11/14/2022	<5.0	<5.0	**14.5**	<5.0	**4.7**
	02/09/2023	<5.0	<5.0	<5.0	<5.0	**2.5**
	05/01/2023	<5.0	<5.0	**5.5**	<5.0	<2.0
	7/11/2023	<5.0	<5.0	<5.0	<5.0	**3.5**
	CHANGE	↓	↓	NA	NA	↑
MW-24	11/16/2020	**64.9**	**35.9**	<5.0	<5.0	<2.0
	08/18/2021	**94**	**79**	<5.0	<5.0	<2.0
	Remedial Injections - Fall 2021					
	03/17/2022	**52.3**	**41.2**	**59.1**	<5.0	<2.0
	6/7/2022	**95.0**	**51.1**	**110**	<5.0	<2.0
	8/8/2022	**86.1**	**25.1**	**193**	<5.0	<2.0
	11/15/2022	**41.0**	**6.2**	**37.5**	<5.0	**8.3**
	02/17/2023	**40.8**	**8.3**	**11.1**	<5.0	**2.2**
	05/02/2023	**23.4**	**7.0**	<5.0	<5.0	<2.0
	7/7/2023	**37.6**	**9.0**	**11.0**	<5.0	<2.0
	CHANGE	↓	↓	↑	NA	NA
MW-26	11/17/2020	**27.9**	**47.6**	<5.0	<5.0	<2.0
	08/12/2021	**23.5**	**50.5**	<5.0	<5.0	<2.0
	Remedial Injections - Fall 2021					
	03/16/2022	<5.0	**8.1**	**11.1**	<5.0	**80.2**
	6/6/2022	**7.4**	**11.2**	<5.0	<5.0	**36.9**
	08/08/2022	**6.6**	**9.4**	<5.0	<5.0	**17.9**
	11/15/2022	**9.3**	**11.8**	<5.0	<5.0	**8.1**
	02/16/2023	**11.0**	**18.7**	<5.0	<5.0	<2.0
	05/02/2023	**10.6**	**34.3**	<5.0	<5.0	**2.5**
	7/10/2023	**12.6**	**22.2**	<5.0	<5.0	**2.5**
	CHANGE	↓	↓	NA	NA	↑

		PCE	TCE	cDCE	tDCE	VC
IDEM RCG Residential TWSL's		**5**	**5**	**70**	**100**	**2**
IDEM RCG Residential VESL's		**110**	**9.1**	**NE**	**NE**	**2.1**
IDEM RCG Industrial VESL's		**470**	**38**	**NE**	**NE**	**35**
MW 32 (Deep Well paired with MW-26)	3/11/2019	**16.1**	**37.9**	<5.0	<5.0	<2.0
	03/28/2019	**15.8**	**29.5**	<5.0	<5.0	<5.0
	11/16/2020	**7.6**	**7.8**	**8.2**	<5.0	<2.0
	08/12/2021	**6.2**	<5.0	<5.0	<5.0	<2.0
	Remedial Injections - Fall 2021					
	03/16/2022	**12.5**	**22.3**	**29.8**	<5.0	<2.0
	6/6/2022	**15.0**	**26.4**	**33.8**	<5.0	<2.0
	8/8/2022	**8.3**	**15.1**	**22.9**	<5.0	<2.0
	11/15/2022	**10.6**	**22.6**	**29.0**	<5.0	<2.0
	02/16/2023	**9.9**	**15.4**	**17.5**	<5.0	<2.0
	05/02/2023	**8.9**	**15.3**	**18.5**	<5.0	<2.0
	7/10/2023	**9.6**	**14.9**	**21.3**	<5.0	<2.0
	CHANGE			↑	NA	NA
MW-29	3/27/2019	**6.8**	**40.6**	<5.0	<5.0	<2.0
	08/16/2021	**13.5**	**47.8**	<5.0	<5.0	<2.0
	Remedial Injections - Fall 2021					
	03/14/2022	<5.0	<5.0	**41.0**	<5.0	<2.0
	6/8/2022	<5.0	<5.0	**67.0**	<5.0	<2.0
	8/10/2022	<5.0	<5.0	**102**	<5.0	<2.0
	11/17/2022	<5.0	<5.0	**46.1**	<5.0	**13.8**
	02/09/2023	<5.0	<5.0	**23.3**	<5.0	**8.0**
	04/24/2023	<5.0	<5.0	**11.8**	<5.0	**11.8**
	7/7/2023	<5.0	<5.0	**32.7**	<5.0	**22.2**
	CHANGE	↓	↓	↑	NA	↑
MW-29D	11/17/2020	**7.4**	**75.9**	**90**	<5.0	<2.0
	08/16/2021	**13**	**122**	**47.5**	<5.0	<2.0
	Remedial Injections - Fall 2021					
	03/14/2022	**12.6**	**110**	**58.1**	<5.0	<2.0
	6/8/2022	**19.2**	**143**	**75.3**	<5.0	<2.0
	8/10/2022	**16.5**	**140**	**98.3**	<5.0	<2.0
	11/17/2022	**12.9**	**105**	**73.6**	<5.0	**7.9**
	02/09/2023	**13.9**	**103**	**73.7**	<5.0	**17.5**
	04/24/2023	**16.8**	**126**	**71.8**	<5.0	**34.9**
	7/7/2023	**14.7**	**131**	**72.2**	<5.0	**29.4**
	CHANGE			↑	NA	↑
MW-30	11/17/2020	**636**	**214**	<5.0	<5.0	<2.0
	08/16/2021	**526**	**245**	<5.0	<5.0	<2.0
	Remedial Injections - Fall 2021					
	03/15/2022	**178**	**143**	**1430**	**6.4**	**79.9**
	6/6/2022	**19.5**	**13.0**	**4500**	**38.2**	**112**
	8/9/2022	<5.0	<5.0	**298**	**11.4**	**102**
	11/14/2022	<5.0	<5.0	**521**	**18.3**	**108**
	02/09/2023	<5.0	<5.0	**44.9**	**6.0**	**45.0**
	04/25/2023	**67.6**	**35.8**	**252**	**6.2**	**28.2**
	7/7/2023	<5.0	<5.0	**14.7**	<5.0	**21.6**
	CHANGE	↓	↓	↑	↑	↑

		PCE	TCE	cDCE	tDCE	VC
IDEM RCG Residential TWSL's		**5**	**5**	**70**	**100**	**2**
IDEM RCG Residential VESL's		**110**	**9.1**	**NE**	**NE**	**2.1**
IDEM RCG Industrial VESL's		**470**	**38**	**NE**	**NE**	**35**
MW-33	11/17/2020	**28.4**	**56.6**	<5.0	<5.0	<2.0
	08/13/2021	**29.5**	**63.8**	<5.0	<5.0	<2.0
	Remedial Injections - Fall 2021					
	03/16/2022	**31.1**	**57.1**	**27.5**	<5.0	<2.0
	6/7/2022	**35.3**	**53.3**	**19.6**	<5.0	**6.7**
	8/9/2022	**26.4**	**41.1**	**14.3**	<5.0	**5.3**
	11/16/2022	**27.2**	**38.5**	**8.6**	<5.0	<2.0
	02/17/2023	**29.3**	**49.4**	**8.4**	<5.0	<2.0
	04/25/2023	**32.5**	**48.1**	**7.9**	<5.0	<2.0
	7/10/2023	**26.3**	**41**	**6.6**	<5.0	<2.0
	CHANGE		↓	↑	NA	NA
MW-33D	11/17/2020	**24.6**	**68.6**	<5.0	<5.0	<2.0
	08/13/2021	**12.2**	**47.9**	<5.0	<5.0	<2.0
	Remedial Injections - Fall 2021					
	03/16/2022	**28.9**	**93.7**	**5.8**	<5.0	<2.0
	6/7/2022	**36.5**	**109**	**5.7**	<5.0	<2.0
	8/9/2022	**30.0**	**97.3**	**9.8**	<5.0	<2.0
	11/16/2022	**19.3**	**46.7**	<5.0	<5.0	<2.0
	02/10/2023	**35.2**	**101**	**5.4**	<5.0	<2.0
	04/25/2023	**34.6**	**104**	**6.6**	<5.0	<2.0
	7/10/2023	**31.7**	**105**	**8.4**	<5.0	<2.0
	CHANGE		↑	↑	NA	NA
MW-36	03/05/2021	**9.2**	**38.4**	<5.0	<5.0	<2.0
	08/18/2021	<5.0	**12.2**	<5.0	<5.0	<2.0
	Remedial Injections - Fall 2021					
	3/17/2022	**26.1**	**80.6**	<5.0	<5.0	<2.0
	6/9/2022	**19.6**	**52.9**	<5.0	<5.0	<2.0
	8/8/2022	**8.9**	**23.5**	<5.0	<5.0	<2.0
	11/15/2022	<5.0	<5.0	<5.0	<5.0	<2.0
	02/17/2023	**14.1**	**20.2**	<5.0	<5.0	<2.0
	05/02/2023	**16.9**	**20.0**	<5.0	<5.0	<2.0
	7/12/2023	**12.4**	**6.1**	<5.0	<5.0	<2.0
	CHANGE		↓	NA	NA	NA
MW-37	03/05/2021	**17.8**	**12.6**	<5.0	<5.0	<2.0
	08/16/2021	**22.5**	**23.9**	<5.0	<5.0	<2.0
	Remedial Injections - Fall 2021					
	03/16/2022	**26.3**	**38.5**	<5.0	<5.0	<2.0
	6/6/2022	**32.7**	**35.8**	<5.0	<5.0	<2.0
	8/8/2022	**22.4**	**23.3**	<5.0	<5.0	<2.0
	11/15/2022	**26.9**	**16**	<5.0	<5.0	<2.0
	02/09/2023	**26.9**	**9.6**	<5.0	<5.0	<2.0
	04/25/2023	**30.6**	**15.9**	<5.0	<5.0	<2.0
	7/7/2023	**26.7**	**10.8**	<5.0	<5.0	<2.0
	CHANGE			NA	NA	NA

		PCE	TCE	cDCE	tDCE	VC
IDEM RCG Residential TWSL's		**5**	**5**	**70**	**100**	**2**
IDEM RCG Residential VESL's		**110**	**9.1**	**NE**	**NE**	**2.1**
IDEM RCG Industrial VESL's		**470**	**38**	**NE**	**NE**	**35**
MW-39	03/04/2021	**14.4**	**36.7**	<5.0	<5.0	**4.7**
	08/13/2021	**10.3**	**43.3**	<5.0	<5.0	<2.0
	Remedial Injections - Fall 2021					
	03/16/2022	**21.5**	**50.9**	<5.0	<5.0	**3.5**
	6/6/2022	**30.0**	**63.7**	<5.0	<5.0	**3.7**
	8/8/2022	**13.2**	**10.9**	<5.0	<5.0	**10.1**
	11/17/2022	Well obstructed and could not be sampled				
	2/9/2023	Well obstructed and could not be sampled				
	04/24/2023	**25.5**	**41.4**	<5.0	<5.0	<2.0
	7/7/2023	**27.7**	**34.7**	<5.0	<5.0	**4.5**
	7/7/2023 (DUP-1)	**27.4**	**34.6**	<5.0	<5.0	**4**
	CHANGE			NA	NA	NA
MW-40	03/03/2021	<5.0	**159**	**296**	**405**	**2.2**
	08/16/2021	<5.0	**193**	**160**	**187**	<2.0
	Remedial Injections - Fall 2021					
	03/16/2022	<5.0	**197**	**65.8**	**66.2**	<2.0
	6/7/2022	<5.0	**212**	**50.9**	**44.6**	<2.0
	8/10/2022	<5.0	**182**	**88.5**	**82.4**	<2.0
	11/16/2022	<5.0	**163**	**125**	**142**	<2.0
	02/16/2023	<5.0	**167**	**218**	**260**	**2.3**
	04/24/2023	<5.0	**190**	**82.5**	**91.6**	<2.0
	7/7/2023	<5.0	**178**	**86.9**	**92.8**	<2.0
	CHANGE	NA		↓		NA
MW-41	03/03/2021	<5.0	**304**	**5.3**	<5.0	**3.5**
	08/13/2021	<5.0	**250**	<5.0	<5.0	<2.0
	Remedial Injections - Fall 2021					
	03/14/2022	<5.0	**139**	**178**	<5.0	**2.9**
	6/8/2022	<5.0	**163**	**84.1**	<5.0	**2.8**
	8/10/2021	<5.0	**243**	**90.4**	<5.0	**3.9**
	11/17/2022	<5.0	**220**	**82.3**	<5.0	**4.5**
	02/16/2023	<5.0	**125**	**164**	<5.0	**9.3**
	04/25/2023	<5.0	**41.6**	**130**	<5.0	**30.8**
	7/12/2023	<5.0	**60.1**	**77.7**	<5.0	**35.6**
	CHANGE	NA	↓	↑	NA	↑
MW-41D	03/03/2021	<5.0	**248**	**6.6**	<5.0	<2.0
	08/13/2021	<5.0	**236**	**9.7**	<5.0	<2.0
	Remedial Injections - Fall 2021					
	03/17/2022	<5.0	<5.0	**435**	<5.0	**3.3**
	6/8/2022	<5.0	<5.0	**299**	<5.0	**24.7**
	8/10/2022	<5.0	<5.0	**13.9**	<5.0	**7.4**
	11/17/2022	<5.0	<5.0	<5.0	<5.0	<2.0
	02/14/2023	<5.0	<5.0	<5.0	<5.0	**6.5**
	05/01/2023	<5.0	<5.0	**32.4**	<5.0	**20.3**
	7/12/2023	<5.0	<5.0	**17.8**	<5.0	**16.4**
	CHANGE	NA	↓	↑	NA	↑

		PCE	TCE	cDCE	tDCE	VC
IDEM RCG Residential TWSL's		**5**	**5**	**70**	**100**	**2**
IDEM RCG Residential VESL's		**110**	**9.1**	**NE**	**NE**	**2.1**
IDEM RCG Industrial VESL's		**470**	**38**	**NE**	**NE**	**35**
MW-42	03/05/2021	<5.0	**131**	<5.0	<5.0	<2.0
	08/16/2021	<5.0	**201**	<5.0	<5.0	<2.0
	Remedial Injections - Fall 2021					
	03/15/2022	<5.0	**84.0**	<5.0	<5.0	<2.0
	6/9/2022	<5.0	**187**	<5.0	<5.0	<2.0
	8/10/2022	<5.0	**204**	<5.0	<5.0	<2.0
	11/18/2022	<5.0	**252**	<5.0	<5.0	<2.0
	02/15/2023	<5.0	**183**	<5.0	<5.0	<2.0
	04/25/2023	<5.0	**142**	<5.0	<5.0	<2.0
	7/11/2023	<5.0	**247**	<5.0	<5.0	<2.0
	CHANGE	NA		NA	NA	NA
MW-42D	03/05/2021	<5.0	**48.8**	**369**	**26.4**	<2.0
	08/16/2021	<5.0	**71.7**	**231**	**14.4**	<2.0
	Remedial Injections - Fall 2021					
	03/15/2022	<5.0	**132**	**171**	**13.6**	<2.0
	6/9/2022	<5.0	**111**	**312**	**27**	<2.0
	8/10/2022	<5.0	**122**	**365**	**31.2**	<2.0
	11/18/2022	<5.0	**95.6**	**298**	**22.0**	<2.0
	02/15/2023	<5.0	**92.9**	**328**	**27.8**	<2.0
	04/25/2023	<5.0	**120**	**308**	**29.5**	**2.3**
	7/11/2023	<5.0	**112**	**312**	**25.5**	**2.9**
	CHANGE	NA	↑			↑
MW-43	03/04/2021	<5.0	<5.0	<5.0	<5.0	<2.0
	08/12/2021	<5.0	<5.0	<5.0	<5.0	<2.0
	Remedial Injections - Fall 2021					
	03/16/2022	<5.0	<5.0	<5.0	<5.0	<2.0
	6/9/2022	<5.0	<5.0	<5.0	<5.0	<2.0
	8/11/2022	<5.0	<5.0	<5.0	<5.0	<2.0
	11/16/2022	<5.0	<5.0	<5.0	<5.0	<2.0
	2/17/2023	<5.0	<5.0	<5.0	<5.0	<2.0
	04/24/2023	<5.0	<5.0	<5.0	<5.0	<2.0
	7/7/2023	<5.0	<5.0	<5.0	<5.0	<2.0
	CHANGE	NA	NA	NA	NA	NA
MW-43D	03/04/2021	<5.0	<5.0	**10.7**	<5.0	<2.0
	08/12/2021	<5.0	**7.9**	**10**	<5.0	<2.0
	Remedial Injections - Fall 2021					
	03/16/2022	<5.0	<5.0	<5.0	<5.0	<2.0
	6/9/2022	<5.0	<5.0	<5.0	<5.0	<2.0
	8/11/2022	<5.0	<5.0	<5.0	<5.0	<2.0
	11/16/2022	<5.0	<5.0	<5.0	<5.0	<2.0
	2/17/2023	<5.0	<5.0	<5.0	<5.0	<2.0
	04/24/2023	<5.0	<5.0	<5.0	<5.0	<2.0
	7/7/2023	<5.0	<5.0	<5.0	<5.0	<2.0
	CHANGE	NA	↓	↓	NA	NA

		PCE	TCE	cDCE	tDCE	VC
IDEM RCG Residential TWSL's		**5**	**5**	**70**	**100**	**2**
IDEM RCG Residential VESL's		**110**	**9.1**	**NE**	**NE**	**2.1**
IDEM RCG Industrial VESL's		**470**	**38**	**NE**	**NE**	**35**
MW-46I	03/02/2021	<5.0	**29.7**	**40.5**	<5.0	<2.0
	08/17/2021	<5.0	**31.2**	**45.3**	<5.0	<2.0
	Remedial Injections - Winter 2022					
	3/15/2022	NS	NS	NS	NS	NS
	6/8/2022	<5.0	**29.8**	**46.3**	**5.0**	<2.0
	8/11/2022	<5.0	<5.0	**84.5**	<5.0	**8.1**
	11/22/2022	<5.0	<5.0	**74.4**	<5.0	**31.5**
	02/10/2023	<5.0	<5.0	<5.0	<5.0	**91.4**
	05/02/2023	<5.0	<5.0	**45.3**	<5.0	**41.8**
	7/11/2023	<5.0	<5.0	**57.3**	<5.0	**40.7**
	CHANGE	NA	↓		NA	↑

Notes

↓	= Decrease since injections
↓	= Decreased to BRL since injections
	= No distinct trend since injections
↑	= Increase since injections
BOLD	= Constituent detected above Laboratory Reporting Limit
BOLD	= Constituent detected above IDEM RCG Residential TWSL's
BOLD	= Constituent detected above IDEM RCG Residential VESL's
BOLD	= Constituent detected above IDEM RCG Industrial VESL's

NE = No Screening Level Established

NS = Not Sampled

BRL = Below Laboratory Reporting Limit

NA = Not Applicable

TABLE 5
3Q2023 COMPREHENSIVE GROUNDWATER ANALYTICAL RESULTS
HRID / Former Hoagland Tomato Cannery Property
Franklin, Indiana

		PCE	TCE	cDCE	tDCE	VC	Other VOCs
IDEM RCG Residential TWSL's		**5**	**5**	**70**	**100**	**2**	**Varies**
IDEM RCG Residential VESL's		**110**	**9.1**	**NE**	**NE**	**2.1**	**Varies**
IDEM RCG Industrial VESL's		**470**	**38**	**NE**	**NE**	**35**	**Varies**
Sample Identification	**Date Collected**	**Analytical Results in micrograms per liter (ug/L)**					
MW-10	9/24/2013	< 5.0	< 5.0	< 5.0	< 5.0	< 2.0	BRL
	3/7/2014	< 5.0	< 5.0	< 5.0	< 5.0	< 2.0	BRL
	9/1/2016	< 5.0	< 5.0	< 5.0	< 5.0	< 2.0	BRL
	8/21/2017	< 5.0	< 5.0	< 5.0	< 5.0	< 2.0	BRL
	3/11/2019	<5.0	<5.0	<5.0	<5.0	<2.0	BRL
	11/16/2020	<5.0	<5.0	<5.0	<5.0	<2.0	BRL
	3/4/2021	NS	NS	NS	NS	NS	NS
	8/13/2021	NS	NS	NS	NS	NS	NS
	Remedial Injections - Fall 2021						
	6/6/2022	NS	NS	NS	NS	NS	NS
	8/8/2022	NS	NS	NS	NS	NS	NS
	11/16/2022	<5.0	<5.0	<5.0	<5.0	<2.0	BRL
	2/9/2023	NS	NS	NS	NS	NS	NS
	4/24/2023	NS	NS	NS	NS	NS	NS
	7/7/2023	NS	NS	NS	NS	NS	NS
MW-11	3/5/2014	**135**	**94.4**	< 5.0	< 5.0	< 2.0	BRL
	9/24/2013	**94.6**	**83.2**	< 5.0	< 5.0	< 2.0	BRL
	9/1/2016	**136**	**110**	< 5.0	< 5.0	< 2.0	BRL
	8/21/2017	**124**	**82.4**	< 5.0	< 5.0	< 2.0	BRL
	6/15/2018	**102**	**60.0**	< 5.0	< 5.0	< 2.0	BRL
	02/08/2019	**68.7**	**50.4**	<5.0	<5.0	<2.0	BRL
	03/05/2019	**39.6**	**29.5**	<5.0	<5.0	<2.0	BRL
	3/29/2019	**45.3**	**31.5**	<5.0	<5.0	<2.0	BRL
	11/17/2020	**110**	**37.5**	<5.0	<5.0	<2.0	BRL
	3/4/2021	NS	NS	NS	NS	NS	NS
	8/13/2021	NS	NS	NS	NS	NS	NS
	Remedial Injections - Fall 2021						
	6/6/2022	**40.6**	**14.8**	**298**	<5.0	<2.0	BRL
	08/09/2022	**9.0**	**6.4**	**280**	<5.0	<2.0	BRL
	11/14/2022	<5.0	<5.0	**187**	<5.0	**7.5**	BRL
	02/09/2023	<5.0	<5.0	**26.1**	<5.0	<2.0	BRL
	04/25/2023	**10.8**	<5.0	**23.6**	<5.0	**4.4**	BRL
	7/7/2023	<5.0	<5.0	**99.2**	<5.0	<2.0	BRL

		PCE	TCE	cDCE	tDCE	VC	Other VOCs
IDEM RCG Residential TWSL's		**5**	**5**	**70**	**100**	**2**	**Varies**
IDEM RCG Residential VESL's		**110**	**9.1**	**NE**	**NE**	**2.1**	**Varies**
IDEM RCG Industrial VESL's		**470**	**38**	**NE**	**NE**	**35**	**Varies**
MW-11D	6/15/2018	< 5.0	< 5.0	< 5.0	< 5.0	< 2.0	BRL
	02/08/2019	<5.0	<5.0	<5.0	<5.0	<2.0	BRL
	03/05/2019	**7.2**	<5.0	<5.0	<5.0	<2.0	BRL
	3/29/2019	<5.0	<5.0	<5.0	<5.0	<2.0	BRL
	11/17/2020	<5.0	<2.0	<5.0	<5.0	<2.0	BRL
	3/4/2021	NS	NS	NS	NS	NS	NS
	8/13/2021	NS	NS	NS	NS	NS	NS
	Remedial Injections - Fall 2021						
	03/15/2022	<5.0	<5.0	<5.0	<5.0	<2.0	BRL
	6/6/2022	NS	NS	NS	NS	NS	NS
	8/8/2022	NS	NS	NS	NS	NS	NS
	11/15/2022	<5.0	<5.0	<5.0	<5.0	<2.0	BRL
	2/9/2023	NS	NS	NS	NS	NS	NS
	4/24/2023	NS	NS	NS	NS	NS	NS
	7/7/2023	NS	NS	NS	NS	NS	NS
MW 12	3/5/2014	< 5.0	**10.3**	< 5.0	< 5.0	< 2.0	BRL
	3/3/2014	< 5.0	**10.3**	< 5.0	< 5.0	< 2.0	BRL
	9/1/2016	< 5.0	**42.4**	< 5.0	< 5.0	< 2.0	BRL
	8/21/2017	< 5.0	< 5.0	< 5.0	< 5.0	< 2.0	BRL
	02/05/2019	<5.0	**38.8**	<5.0	<5.0	<2.0	BRL
	3/7/2019	<5.0	**42.0**	<5.0	<5.0	<2.0	BRL
	4/1/2019	<5.0	**29.9**	<5.0	<5.0	<2.0	BRL
	11/17/2020	<5.0	**55.3**	<5.0	<5.0	<2.0	BRL
	3/4/2021	NS	NS	NS	NS	NS	NS
	08/18/2021	<5.0	**39.2**	<5.0	<5.0	<2.0	BRL
	Remedial Injections - Fall 2021						
	03/14/2022	<5.0	**24.5**	<5.0	<5.0	<2.0	BRL
	6/8/2022	<5.0	**48.7**	<5.0	<5.0	<2.0	BRL
	08/10/2022	<5.0	**52.6**	<5.0	<5.0	<2.0	BRL
	11/18/2022	<5.0	**51.5**	<5.0	<5.0	<2.0	BRL
	02/10/2023	<5.0	**51.3**	<5.0	<5.0	<2.0	BRL
	04/24/2023	<5.0	**38.6**	<5.0	<5.0	<2.0	BRL
	7/12/2023	<5.0	**58.8**	<5.0	<5.0	<2.0	BRL
MW 12D	02/05/2019	<5.0	<5.0	<5.0	<5.0	<2.0	BRL
	3/7/2019	<5.0	<5.0	<5.0	<5.0	<2.0	BRL
	4/1/2019	<5.0	<5.0	<5.0	<5.0	<2.0	BRL
	11/17/2020	<5.0	<5.0	<5.0	<5.0	<2.0	BRL
	3/4/2021	NS	NS	NS	NS	NS	NS
	08/17/2021	<5.0	<5.0	<5.0	<5.0	<2.0	BRL
	Remedial Injections - Fall 2021						
	03/14/2022	<5.0	<5.0	<5.0	<5.0	<2.0	BRL
	6/8/2022	<5.0	<5.0	<5.0	<5.0	<2.0	BRL
	08/10/2022	<5.0	<5.0	<5.0	<5.0	<2.0	BRL
	11/17/2022	<5.0	<5.0	<5.0	<5.0	<2.0	BRL
	02/10/2023	<5.0	<5.0	<5.0	<5.0	<2.0	BRL
	04/24/2023	<5.0	<5.0	<5.0	<5.0	<2.0	BRL
	7/12/2023	<5.0	<5.0	<5.0	<5.0	<2.0	BRL

		PCE	TCE	cDCE	tDCE	VC	Other VOCs
IDEM RCG Residential TWSL's		**5**	**5**	**70**	**100**	**2**	**Varies**
IDEM RCG Residential VESL's		**110**	**9.1**	**NE**	**NE**	**2.1**	**Varies**
IDEM RCG Industrial VESL's		**470**	**38**	**NE**	**NE**	**35**	**Varies**
MW-13	9/24/2013	< 5.0	< 5.0	< 5.0	< 5.0	< 2.0	BRL
	3/5/2014	< 5.0	< 5.0	< 5.0	< 5.0	< 2.0	BRL
	9/1/2016	< 5.0	< 5.0	< 5.0	< 5.0	< 2.0	BRL
	8/21/2017	< 5.0	< 5.0	< 5.0	< 5.0	< 2.0	BRL
	11/17/2020	<5.0	<5.0	<5.0	<5.0	<2.0	BRL
	3/4/2021	NS	NS	NS	NS	NS	NS
	8/13/2021	NS	NS	NS	NS	NS	NS
	Remedial Injections - Fall 2021						
	6/6/2022	NS	NS	NS	NS	NS	NS
	8/8/2022	NS	NS	NS	NS	NS	NS
	11/15/2022	<5.0	<5.0	<5.0	<5.0	<2.0	BRL
	2/9/2023	NS	NS	NS	NS	NS	NS
	4/24/2023	NS	NS	NS	NS	NS	NS
	7/7/2023	NS	NS	NS	NS	NS	NS
MW-14	9/25/2013	< 5.0	< 5.0	< 5.0	< 5.0	< 2.0	BRL
	3/7/2014	< 5.0	< 5.0	< 5.0	< 5.0	< 2.0	BRL
	8/21/2017	< 5.0	< 5.0	< 5.0	< 5.0	< 2.0	BRL
	02/08/2019	<5.0	<5.0	<5.0	<5.0	<2.0	BRL
	3/6/2019	<5.0	<5.0	<5.0	<5.0	<2.0	BRL
	4/1/2019	<5.0	**495**	**7.7**	<5.0	<2.0	BRL
	11/18/2020	<5.0	<5.0	<5.0	<5.0	<2.0	BRL
	3/4/2021	NS	NS	NS	NS	NS	NS
	8/13/2021	NS	NS	NS	NS	NS	NS
	Remedial Injections - Fall 2021						
	03/16/2022	<5.0	<5.0	<5.0	<5.0	<2.0	BRL
	6/8/2022	<5.0	<5.0	<5.0	<5.0	<2.0	BRL
	08/11/2022	<5.0	<5.0	<5.0	<5.0	<2.0	BRL
	11/16/2022	<5.0	<5.0	<5.0	<5.0	<2.0	BRL
	02/16/2023	<5.0	<5.0	<5.0	<5.0	<2.0	BRL
	05/01/2023	<5.0	<5.0	<5.0	<5.0	<2.0	BRL
	7/12/2023	<5.0	<5.0	<5.0	<5.0	<2.0	BRL
MW-14D	02/08/2019	<5.0	**583**	**26.4**	<5.0	<2.0	BRL
	3/6/2019	<5.0	<5.0	<5.0	<5.0	<2.0	BRL
	4/1/2019	<5.0	**524**	**11**	<5.0	<2.0	BRL
	11/18/2020	<5.0	**439**	**23.5**	<5.0	<2.0	BRL
	3/4/2021	NS	NS	NS	NS	NS	NS
	8/13/2021	NS	NS	NS	NS	NS	NS
	Remedial Injections - Fall 2021						
	03/16/2022	<5.0	**234**	**25.2**	<5.0	<2.0	BRL
	6/8/2022	<5.0	**281**	**27.6**	<5.0	<2.0	BRL
	08/11/2022	<5.0	**285**	**33.9**	<5.0	<2.0	BRL
	11/16/2022	<5.0	**270**	**28.5**	<5.0	<2.0	BRL
	02/16/2023	<5.0	**272**	**35.9**	<5.0	<2.0	BRL
	05/01/2023	<5.0	**287**	**40.3**	<5.0	<2.0	BRL
	7/12/2023	<5.0	**296**	**52.1**	<5.0	**3.7**	BRL

		PCE	TCE	cDCE	tDCE	VC	Other VOCs
IDEM RCG Residential TWSL's		**5**	**5**	**70**	**100**	**2**	**Varies**
IDEM RCG Residential VESL's		**110**	**9.1**	**NE**	**NE**	**2.1**	**Varies**
IDEM RCG Industrial VESL's		**470**	**38**	**NE**	**NE**	**35**	**Varies**
MW-15	9/25/2013	< 5.0	**26.3**	< 5.0	< 5.0	< 2.0	BRL
	3/7/2014	< 5.0	**16.6**	< 5.0	< 5.0	< 2.0	BRL
	8/21/2017	< 5.0	**42.3**	< 5.0	< 5.0	< 2.0	BRL
	6/15/2018	< 5.0	**50.3**	< 5.0	< 5.0	< 2.0	BRL
	02/08/2019	<5.0	**49.3**	<5.0	<5.0	<2.0	BRL
	3/6/2019	<5.0	<5.0	<5.0	<5.0	<2.0	BRL
	4/1/2019	<5.0	**6.7**	**579**	**18.1**	<2.0	BRL
	11/18/2020	<5.0	**32.6**	<5.0	<5.0	<2.0	BRL
	3/4/2021	NS	NS	NS	NS	NS	NS
	08/13/2021	<5.0	**35.1**	<5.0	<5.0	<2.0	BRL
	Remedial Injections - Fall 2021						
	03/16/2022	<5.0	**13.5**	<5.0	<5.0	<2.0	BRL
	6/9/2022	<5.0	**36.8**	<5.0	<5.0	<2.0	BRL
	08/11/2022	<5.0	**44.2**	<5.0	<5.0	<2.0	BRL
	11/16/2022	<5.0	**32.2**	<5.0	<5.0	<2.0	BRL
	02/17/2023	<5.0	**38.0**	<5.0	<5.0	<2.0	BRL
	05/01/2023	<5.0	**25.8**	<5.0	<5.0	<2.0	BRL
	7/12/2023	<5.0	**40.9**	<5.0	<5.0	<2.0	BRL
MW-15D	6/15/2018	< 5.0	**120**	**384**	**42.3**	< 2.0	BRL
	02/08/2019	<5.0	**12.3**	**780**	**53.5**	<2.0	BRL
	3/6/2019	<5.0	**7.8**	**430**	**17.9**	<2.0	BRL
	4/1/2019	<5.0	<5.0	**557**	**29.5**	<2.0	BRL
	11/18/2020	<5.0	<5.0	**588**	**54.2**	<2.0	BRL
	3/4/2021	NS	NS	NS	NS	NS	NS
	08/13/2021	<5.0	<5.0	**618**	**42.5**	<2.0	BRL
	Remedial Injections - Fall 2021						
	03/16/2022	<5.0	<5.0	**82.6**	<5.0	<2.0	BRL
	6/9/2022	<5.0	<5.0	**60.1**	<5.0	<2.0	BRL
	08/11/2022	<5.0	<5.0	**58.0**	<5.0	<2.0	BRL
	11/16/2022	<5.0	<5.0	**41.9**	<5.0	<2.0	BRL
	02/17/2023	<5.0	<5.0	**41.1**	<5.0	<2.0	BRL
	05/01/2023	<5.0	<5.0	**72.7**	<5.0	<2.0	BRL
	7/12/2023	<5.0	<5.0	**135**	<5.0	<2.0	BRL
MW-16	9/25/2013	< 5.0	< 5.0	< 5.0	< 5.0	< 2.0	BRL
	3/7/2014	< 5.0	< 5.0	< 5.0	< 5.0	< 2.0	BRL
	8/21/2017	< 5.0	< 5.0	< 5.0	< 5.0	< 2.0	BRL
	3/6/2019	<5.0	<5.0	<5.0	<5.0	<2.0	BRL
	11/18/2020	<5.0	<5.0	<5.0	<5.0	<2.0	BRL
	3/4/2021	NS	NS	NS	NS	NS	NS
	8/13/2021	NS	NS	NS	NS	NS	NS
	Remedial Injections - Fall 2021						
	6/6/2022	NS	NS	NS	NS	NS	NS
	8/8/2022	NS	NS	NS	NS	NS	NS
	11/16/2022	<5.0	<5.0	<5.0	<5.0	<2.0	BRL
	2/9/2023	NS	NS	NS	NS	NS	NS
	4/24/2023	NS	NS	NS	NS	NS	NS
	7/7/2023	NS	NS	NS	NS	NS	NS

		PCE	TCE	cDCE	tDCE	VC	Other VOCs
IDEM RCG Residential TWSL's		**5**	**5**	**70**	**100**	**2**	**Varies**
IDEM RCG Residential VESL's		**110**	**9.1**	**NE**	**NE**	**2.1**	**Varies**
IDEM RCG Industrial VESL's		**470**	**38**	**NE**	**NE**	**35**	**Varies**
MW-17	9/25/2013	< 5.0	< 5.0	< 5.0	< 5.0	< 2.0	BRL
	3/7/2014	< 5.0	< 5.0	< 5.0	< 5.0	< 2.0	BRL
	3/6/2019	<5.0	<5.0	<5.0	<5.0	<2.0	BRL
	11/16/2020	NS	NS	NS	NS	NS	NS
	3/4/2021	NS	NS	NS	NS	NS	NS
	8/13/2021	NS	NS	NS	NS	NS	NS
	Remedial Injections - Fall 2021						
	6/6/2022	NS	NS	NS	NS	NS	NS
	8/8/2022	NS	NS	NS	NS	NS	NS
	11/16/2022	<5.0	<5.0	<5.0	<5.0	<2.0	BRL
	2/9/2023	NS	NS	NS	NS	NS	NS
	4/24/2023	NS	NS	NS	NS	NS	NS
	7/7/2023	NS	NS	NS	NS	NS	NS
MW-18	3/3/2014	<5.0	<5.0	<5.0	<5.0	<2.0	BRL
	11/16/2020	NS	NS	NS	NS	NS	NS
	3/4/2021	NS	NS	NS	NS	NS	NS
	8/13/2021	NS	NS	NS	NS	NS	NS
	Well Destroyed 2021						
MW-19	3/3/2014	<5.0	<5.0	<5.0	<5.0	<2.0	BRL
	3/12/2019	<5.0	<5.0	<5.0	<5.0	<2.0	BRL
	11/16/2020	NS	NS	NS	NS	NS	NS
	3/4/2021	NS	NS	NS	NS	NS	NS
	8/13/2021	NS	NS	NS	NS	NS	NS
	Well Deystroyed 2021						
MW-20	3/3/2014	< 5.0	< 5.0	< 5.0	< 5.0	< 2.0	BRL
	9/1/2016	< 5.0	< 5.0	< 5.0	< 5.0	< 2.0	BRL
	8/21/2017	< 5.0	< 5.0	< 5.0	< 5.0	< 2.0	BRL
	3/12/2019	<5.0	<5.0	<5.0	<5.0	<2.0	BRL
	11/16/2020	<5.0	<5.0	<5.0	<5.0	<2.0	BRL
	3/4/2021	NS	NS	NS	NS	NS	NS
	8/13/2021	NS	NS	NS	NS	NS	NS
	Remedial Injections - Fall 2021						
	6/6/2022	NS	NS	NS	NS	NS	NS
	8/8/2022	NS	NS	NS	NS	NS	NS
	11/15/2022	<5.0	<5.0	<5.0	<5.0	<2.0	BRL
	2/9/2023	NS	NS	NS	NS	NS	NS
	4/24/2023	NS	NS	NS	NS	NS	NS
	7/7/2023	NS	NS	NS	NS	NS	NS
MW-21	3/3/2014	< 5.0	< 5.0	< 5.0	< 5.0	< 2.0	BRL
	9/1/2016	< 5.0	< 5.0	< 5.0	< 5.0	< 2.0	BRL
	8/21/2017	< 5.0	< 5.0	< 5.0	< 5.0	< 2.0	BRL
	3/12/2019	<5.0	<5.0	<5.0	<5.0	<2.0	BRL
	11/16/2020	<5.0	<5.0	<5.0	<5.0	<2.0	BRL
	3/4/2021	NS	NS	NS	NS	NS	NS
	8/13/2021	NS	NS	NS	NS	NS	NS
	Remedial Injections - Fall 2021						
	6/6/2022	NS	NS	NS	NS	NS	NS
	8/8/2022	NS	NS	NS	NS	NS	NS
	11/15/2022	<5.0	<5.0	<5.0	<5.0	<2.0	BRL
	2/9/2023	NS	NS	NS	NS	NS	NS
	4/24/2023	NS	NS	NS	NS	NS	NS
	7/7/2023	NS	NS	NS	NS	NS	NS

		PCE	TCE	cDCE	tDCE	VC	Other VOCs
IDEM RCG Residential TWSL's		**5**	**5**	**70**	**100**	**2**	**Varies**
IDEM RCG Residential VESL's		**110**	**9.1**	**NE**	**NE**	**2.1**	**Varies**
IDEM RCG Industrial VESL's		**470**	**38**	**NE**	**NE**	**35**	**Varies**
MW-22	3/5/2014	**8.5**	< 5.0	< 5.0	< 5.0	< 2.0	BRL
	9/1/2016	**8.4**	**89.5**	< 5.0	< 5.0	< 2.0	BRL
	8/21/2017	**9.6**	**86.4**	< 5.0	< 5.0	< 2.0	BRL
	6/14/2018	**8.9**	**73.9**	<5.0	<5.0	<2.0	BRL
	02/08/2019	**8.1**	**71.5**	**10.8**	<5.0	<2.0	BRL
	3/7/2019	**5.8**	**30**	<5.0	<5.0	<2.0	BRL
	3/27/2019	**6.7**	**30.8**	<5.0	<5.0	<2.0	BRL
	11/17/2020	**11.8**	**68.7**	<5.0	<5.0	<2.0	BRL
	3/4/2021	NS	NS	NS	NS	NS	NS
	08/13/2021	**11.1**	**66.7**	<5.0	<5.0	<2.0	BRL
	Remedial Injections - Fall 2021						
	03/15/2022	<5.0	<5.0	**6.5**	<5.0	<2.0	BRL
	6/8/2022	**5.8**	**38.1**	**131**	<5.0	**6.7**	BRL
	08/09/2022	<5.0	<5.0	**168**	<5.0	**36.1**	BRL
	11/17/2022	<5.0	<5.0	**51.7**	<5.0	**92.9**	BRL
	02/09/2023	<5.0	**8.1**	**72.4**	<5.0	**78.9**	BRL
	04/24/2023	<5.0	**16.6**	**112**	<5.0	**27.0**	BRL
	7/11/2023	<5.0	**7.8**	**56.1**	**5.6**	**36.2**	BRL
MW-22D	6/14/2018	**7.4**	**34.6**	< 5.0	< 5.0	< 2.0	BRL
	02/08/2019	**9.1**	**42.6**	<5.0	<5.0	<2.0	BRL
	3/7/2019	**13.3**	**43.6**	<5.0	<5.0	<2.0	BRL
	3/27/2019	**7.4**	**32.1**	<5.0	<5.0	<2.0	BRL
	11/17/2020	**10.5**	**32.8**	<5.0	<5.0	<2.0	BRL
	3/4/2021	NS	NS	NS	NS	NS	NS
	08/13/2021	**10.4**	**33**	<5.0	<5.0	<2.0	BRL
	Remedial Injections - Fall 2021						
	03/15/2022	**11.5**	**37.8**	**10.6**	<5.0	<2.0	BRL
	6/8/2022	**13.6**	**41.4**	**61.9**	<5.0	**2.9**	BRL
	08/09/2022	**10.9**	**36.3**	**103**	<5.0	**14.3**	BRL
	11/17/2022	**10.3**	**31**	**111**	<5.0	**37.9**	BRL
	02/15/2023	**11.8**	**35.9**	**89.0**	<5.0	**36.6**	BRL
	04/25/2023	**11.3**	**32.9**	**55.0**	<5.0	**16.4**	BRL
	7/11/2023	**10.8**	**29.3**	**32.9**	<5.0	**12.1**	BRL
MW-23	3/3/2014	**141**	**469**	< 5.0	< 5.0	< 2.0	BRL
	9/1/2016	**156**	**323**	< 5.0	< 5.0	< 2.0	BRL
	8/21/2017	**115**	**234**	<5.0	<5.0	<2.0	BRL
	3/11/2019	**15.7**	**21.9**	<5.0	<5.0	<2.0	BRL
	11/16/2020	Well Dry - Not Sampled					
	3/4/2021	NS	NS	NS	NS	NS	NS
	8/13/2021	NS	NS	NS	NS	NS	NS
	Remedial Injections - Fall 2021						
	03/15/2022	<5.0	<5.0	**731**	<5.0	**29.8**	BRL
	6/6/2022	<5.0	<5.0	**65.7**	<5.0	**3.0**	BRL
	08/09/2022	<5.0	<5.0	**192**	<5.0	**14.3**	BRL
	11/14/2022	<5.0	<5.0	**14.5**	<5.0	**4.7**	BRL
	02/09/2023	<5.0	<5.0	<5.0	<5.0	**2.5**	BRL
	05/01/2023	<5.0	<5.0	**5.5**	<5.0	<2.0	BRL
	7/11/2023	<5.0	<5.0	<5.0	<5.0	**3.5**	BRL

		PCE	TCE	cDCE	tDCE	VC	Other VOCs
IDEM RCG Residential TWSL's		**5**	**5**	**70**	**100**	**2**	**Varies**
IDEM RCG Residential VESL's		**110**	**9.1**	**NE**	**NE**	**2.1**	**Varies**
IDEM RCG Industrial VESL's		**470**	**38**	**NE**	**NE**	**35**	**Varies**
MW-24	3/6/2014	**183**	**65.6**	< 5.0	< 5.0	< 2.0	BRL
	9/1/2016	**185**	**52.0**	< 5.0	< 5.0	< 2.0	BRL
	8/21/2017	**167**	**59.0**	<5.0	<5.0	<2.0	BRL
	3/12/2019	**55.2**	**60.2**	<5.0	<5.0	<2.0	BRL
	11/16/2020	**64.9**	**35.9**	<5.0	<5.0	<2.0	BRL
	3/4/2021	NS	NS	NS	NS	NS	NS
	08/18/2021	**94**	**79**	<5.0	<5.0	<2.0	BRL
	Remedial Injections - Fall 2021						
	03/17/2022	**52.3**	**41.2**	**59.1**	<5.0	<2.0	BRL
	6/7/2022	**95.0**	**51.1**	**110**	<5.0	<2.0	BRL
	08/08/2022	**86.1**	**25.1**	**193**	<5.0	<2.0	BRL
	11/15/2022	**41.0**	**6.2**	**37.5**	<5.0	**8.3**	BRL
	02/17/2023	**40.8**	**8.3**	**11.1**	<5.0	**2.2**	BRL
	05/02/2023	**23.4**	**7.0**	<5.0	<5.0	<2.0	BRL
	7/7/2023	**37.6**	**9.0**	**11.0**	<5.0	<2.0	BRL
MW-25	3/5/2014	< 5.0	**9.4**	< 5.0	< 5.0	< 2.0	BRL
	11/16/2020	<5.0	<5.0	<5.0	<5.0	<2.0	BRL
	3/4/2021	NS	NS	NS	NS	NS	NS
	08/18/2021	<5.0	**5.1**	<5.0	<5.0	<2.0	BRL
	Remedial Injections - Fall 2021						
	6/6/2022	NS	NS	NS	NS	NS	NS
	8/8/2022	NS	NS	NS	NS	NS	NS
	11/15/2022	<5.0	<5.0	<5.0	<5.0	<2.0	BRL
	2/9/2023	NS	NS	NS	NS	NS	NS
	05/01/2023	<5.0	<5.0	<5.0	<5.0	<2.0	BRL
	7/7/2023	NS	NS	NS	NS	NS	NS
MW-26	3/5/2014	**26.9**	**63.1**	< 5.0	< 5.0	< 2.0	BRL
	9/1/2016	**22.2**	**55.4**	< 5.0	< 5.0	< 2.0	BRL
	8/21/2017	**21.8**	**48.0**	<5.0	<5.0	<2.0	BRL
	6/14/2018	**22.3**	**39.8**	<5.0	<5.0	<2.0	BRL
	02/05/2019	**14.8**	**46.1**	<5.0	<5.0	<2.0	BRL
	3/11/2019	**12.5**	**35.5**	<5.0	<5.0	<2.0	BRL
	03/28/2019	**15.6**	**31**	<5.0	<5.0	<2.0	BRL
	11/17/2020	**27.9**	**47.6**	<5.0	<5.0	<2.0	BRL
	3/4/2021	NS	NS	NS	NS	NS	NS
	08/12/2021	**23.5**	**50.5**	<5.0	<5.0	<2.0	BRL
	Remedial Injections - Fall 2021						
	03/16/2022	<5.0	**8.1**	**11.1**	<5.0	**80.2**	BRL
	6/6/2022	7.4	**11.2**	<5.0	<5.0	**36.9**	BRL
	08/08/2022	**6.6**	**9.4**	<5.0	<5.0	**17.9**	BRL
	11/15/2022	**9.3**	**11.8**	<5.0	<5.0	**8.1**	BRL
	02/16/2023	**11.0**	**18.7**	<5.0	<5.0	<2.0	BRL
	05/02/2023	**10.6**	**34.3**	<5.0	<5.0	**2.5**	BRL
	7/10/2023	**12.6**	**22.2**	<5.0	<5.0	**2.5**	BRL

		PCE	TCE	cDCE	tDCE	VC	Other VOCs
IDEM RCG Residential TWSL's		**5**	**5**	**70**	**100**	**2**	**Varies**
IDEM RCG Residential VESL's		**110**	**9.1**	**NE**	**NE**	**2.1**	**Varies**
IDEM RCG Industrial VESL's		**470**	**38**	**NE**	**NE**	**35**	**Varies**
MW 32 (Deep Well paired with MW-26)	8/21/2017	**11.0**	**26.9**	**19.1**	< 5.0	< 2.0	BRL
	6/15/2018	**15.1**	**27.1**	**26.5**	< 5.0	< 2.0	BRL
	02/05/2019	**8.0**	**9.4**	**5.9**	<5.0	<2.0	BRL
	3/11/2019	**16.1**	**37.9**	<5.0	<5.0	<2.0	BRL
	03/28/2019	**15.8**	**29.5**	<5.0	<5.0	<5.0	BRL
	11/16/2020	**7.6**	**7.8**	**8.2**	<5.0	<2.0	BRL
	3/4/2021	NS	NS	NS	NS	NS	NS
	08/12/2021	**6.2**	<5.0	<5.0	<5.0	<2.0	BRL
	Remedial Injections - Fall 2021						
	03/16/2022	**12.5**	**22.3**	**29.8**	<5.0	<2.0	BRL
	6/6/2022	**15.0**	**26.4**	**33.8**	<5.0	<2.0	BRL
	08/08/2022	**8.3**	**15.1**	**22.9**	<5.0	<2.0	BRL
	11/15/2022	**10.6**	**22.6**	**29.0**	<5.0	<2.0	BRL
	02/16/2023	**9.9**	**15.4**	**17.5**	<5.0	<2.0	BRL
	05/02/2023	**8.9**	**15.3**	**18.5**	<5.0	<2.0	BRL
	7/10/2023	**9.6**	**14.9**	**21.3**	<5.0	<2.0	BRL
MW-27	3/5/2014	< 5.0	< 5.0	< 5.0	< 5.0	< 2.0	BRL
	9/1/2016	< 5.0	< 5.0	< 5.0	< 5.0	< 2.0	BRL
	8/21/2017	< 5.0	< 5.0	< 5.0	< 5.0	< 2.0	BRL
	3/11/2019	< 5.0	< 5.0	< 5.0	< 5.0	< 2.0	BRL
	11/16/2020	<5.0	<5.0	<5.0	<5.0	<2.0	BRL
	3/4/2021	NS	NS	NS	NS	NS	NS
	8/13/2021	NS	NS	NS	NS	NS	NS
	Remedial Injections - Fall 2021						
	6/6/2022	NS	NS	NS	NS	NS	NS
	8/8/2022	NS	NS	NS	NS	NS	NS
	11/15/2022	<5.0	<5.0	<5.0	<5.0	<2.0	BRL
	2/9/2023	NS	NS	NS	NS	NS	NS
	4/24/2023	NS	NS	NS	NS	NS	NS
	7/7/2023	NS	NS	NS	NS	NS	NS
MW-28	3/7/2014	< 5.0	< 5.0	**19.3**	< 5.0	< 2.0	BRL
	8/22/2017	< 5.0	< 5.0	**47.7**	< 5.0	< 2.0	BRL
	3/6/2019	<5.0	<5.0	<5.0	<5.0	<2.0	BRL
	11/18/2020	<5.0	<5.0	**56.8**	<5.0	<2.0	BRL
	3/4/2021	NS	NS	NS	NS	NS	NS
	08/16/2021	<5.0	<5.0	**57.8**	**7.4**	<2.0	BRL
	Remedial Injections - Fall 2021						
	6/6/2022	NS	NS	NS	NS	NS	NS
	8/8/2022	NS	NS	NS	NS	NS	NS
	11/16/2022	<5.0	<5.0	**43.8**	<5.0	<2.0	BRL
	2/9/2023	NS	NS	NS	NS	NS	NS
	4/24/2023	NS	NS	NS	NS	NS	NS
	7/7/2023	NS	NS	NS	NS	NS	NS

		PCE	TCE	cDCE	tDCE	VC	Other VOCs
IDEM RCG Residential TWSL's		**5**	**5**	**70**	**100**	**2**	**Varies**
IDEM RCG Residential VESL's		**110**	**9.1**	**NE**	**NE**	**2.1**	**Varies**
IDEM RCG Industrial VESL's		**470**	**38**	**NE**	**NE**	**35**	**Varies**
MW 29	3/7/2014	**14.5**	**153**	< 5.0	< 5.0	< 2.0	BRL
	9/1/2016	**13.6**	**128**	< 5.0	< 5.0	< 2.0	BRL
	8/21/2017	**13.4**	**106**	< 5.0	< 5.0	< 2.0	BRL
	6/14/2018	**14.0**	**97.6**	< 5.0	< 5.0	< 2.0	BRL
	02/05/2019	<5.0	**34.5**	<5.0	<5.0	<2.0	BRL
	3/7/2019	<5.0	**15.7**	<5.0	<5.0	<2.0	BRL
	3/27/2019	**6.8**	**40.6**	<5.0	<5.0	<2.0	BRL
	11/16/2020	Well Dry - Not Sampled					
	3/4/2021	NS	NS	NS	NS	NS	NS
	08/16/2021	**13.5**	**47.8**	<5.0	<5.0	<2.0	BRL
	Remedial Injections - Fall 2021						
	03/14/2022	<5.0	<5.0	**41.0**	<5.0	<2.0	BRL
	6/8/2022	<5.0	<5.0	**67.0**	<5.0	<2.0	BRL
	08/10/2022	<5.0	<5.0	**102**	<5.0	<2.0	BRL
	11/17/2022	<5.0	<5.0	**46.1**	<5.0	**13.8**	BRL
	02/09/2023	<5.0	<5.0	**23.3**	<5.0	**8**	BRL
	04/24/2023	<5.0	<5.0	**11.8**	<5.0	**11.8**	BRL
	7/7/2023	<5.0	<5.0	**32.7**	<5.0	**22.2**	BRL
MW 29D	6/14/2018	**12.9**	**148**	**33.6**	< 5.0	< 2.0	BRL
	02/05/2019	**13.4**	**149**	**25.7**	<5.0	<2.0	BRL
	3/7/2019	**14.4**	**124**	**21.2**	<5.0	<2.0	BRL
	3/27/2019	**9.8**	**106**	**21.4**	<5.0	<2.0	BRL
	11/17/2020	**7.4**	**75.9**	**90**	<5.0	<2.0	BRL
	3/4/2021	NS	NS	NS	NS	NS	NS
	08/16/2021	**13**	**122**	**47.5**	<5.0	<2.0	BRL
	Remedial Injections - Fall 2021						
	03/14/2022	**12.6**	**110**	**58.1**	<5.0	<2.0	BRL
	6/8/2022	**19.2**	**143**	**75.3**	<5.0	<2.0	BRL
	08/10/2022	**16.5**	**140**	**98.3**	<5.0	<2.0	BRL
	11/17/2022	**12.9**	**105**	**73.6**	<5.0	**7.9**	BRL
	02/09/2023	**13.9**	**103**	**73.7**	<5.0	**17.5**	BRL
	04/24/2023	**16.8**	**126**	**71.8**	<5.0	**34.9**	BRL
	7/7/2023	**14.7**	**131**	**72.2**	<5.0	**29.4**	BRL
MW-30	9/1/2016	**695**	**386**	< 5.0	< 5.0	< 2.0	BRL
	8/22/2017	**475**	**253**	< 5.0	< 5.0	< 2.0	BRL
	6/15/18	**520**	**283**	< 5.0	< 5.0	< 2.0	BRL
	02/08/2019	**171**	**173**	<5.0	<5.0	<2.0	BRL
	3/11/2019	**293**	**163**	<5.0	<5.0	<2.0	BRL
	3/29/2019	**444**	**159**	<5.0	<5.0	<2.0	BRL
	11/17/2020	**636**	**214**	<5.0	<5.0	<2.0	BRL
	3/4/2021	NS	NS	NS	NS	NS	NS
	08/16/2021	**526**	**245**	<5.0	<5.0	<2.0	BRL
	Remedial Injections - Fall 2021						
	03/15/2022	**178**	**143**	**1430**	**6.4**	**79.9**	BRL
	6/6/2022	**19.5**	**13.0**	**4500**	**38.2**	**112**	BRL
	08/09/2022	<5.0	<5.0	**298**	**11.4**	**102**	BRL
	11/14/2022	<5.0	<5.0	**521**	**18.3**	**108**	BRL
	02/09/2023	<5.0	<5.0	**44.9**	**6.0**	**45.0**	BRL
	04/25/2023	**67.6**	**35.8**	**252**	**6.2**	**28.2**	BRL
	7/7/2023	<5.0	<5.0	**14.7**	<5.0	**21.6**	BRL

		PCE	TCE	cDCE	tDCE	VC	Other VOCs
IDEM RCG Residential TWSL's		**5**	**5**	**70**	**100**	**2**	**Varies**
IDEM RCG Residential VESL's		**110**	**9.1**	**NE**	**NE**	**2.1**	**Varies**
IDEM RCG Industrial VESL's		**470**	**38**	**NE**	**NE**	**35**	**Varies**
MW-31 (Deep well paired with MW-30)	8/22/2017	**5.7**	<5.0	< 5.0	< 5.0	< 2.0	BRL
	6/15/2018	< 5.0	<5.0	< 5.0	< 5.0	< 2.0	BRL
	02/08/2019	<5.0	<5.0	**5.4**	<5.0	<2.0	BRL
	3/11/2019	<5.0	<5.0	<5.0	<5.0	<2.0	BRL
	3/29/2019	<5.0	<5.0	<5.0	<5.0	<2.0	BRL
	11/17/2020	**13.3**	<5.0	<5.0	<5.0	<2.0	BRL
	3/4/2021	NS	NS	NS	NS	NS	NS
	08/16/2021	<5.0	<5.0	<5.0	<5.0	<2.0	BRL
	Remedial Injections - Fall 2021						
	6/6/2022	NS	NS	NS	NS	NS	NS
	8/8/2022	NS	NS	NS	NS	NS	NS
	11/14/2022	<5.0	<5.0	**6.8**	<5.0	<2.0	BRL
	2/9/2023	NS	NS	NS	NS	NS	NS
	04/25/2023	<5.0	<5.0	<5.0	<5.0	<2.0	BRL
	7/7/2023	NS	NS	NS	NS	NS	NS
MW 33	02/05/2019	**28.9**	**61**	<5.0	<5.0	<2.0	BRL
	3/7/2019	**46.0**	**71.1**	**5.6**	<5.0	<2.0	BRL
	03/28/2019	**7.8**	**29.3**	<5.0	<5.0	<2.0	BRL
	11/17/2020	**28.4**	**56.6**	<5.0	<5.0	<2.0	BRL
	3/4/2021	NS	NS	NS	NS	NS	NS
	08/13/2021	**29.5**	**63.8**	<5.0	<5.0	<2.0	BRL
	Remedial Injections - Fall 2021						
	03/16/2022	**31.1**	**57.1**	**27.5**	<5.0	<2.0	BRL
	6/7/2022	**35.3**	**53.3**	**19.6**	<5.0	**6.7**	BRL
	08/09/2022	**26.4**	**41.1**	**14.3**	<5.0	**5.3**	BRL
	11/16/2022	**27.2**	**38.5**	**8.6**	<5.0	<2.0	BRL
	02/17/2023	**29.3**	**49.4**	**8.4**	<5.0	<2.0	BRL
	04/25/2023	**32.5**	**48.1**	**7.9**	<5.0	<2.0	BRL
	7/10/2023	**26.3**	**41**	**6.6**	<5.0	<2.0	BRL
MW 33D	02/05/2019	**21.1**	**114**	<5.0	<5.0	<2.0	BRL
	3/7/2019	**35.4**	**97.3**	<5.0	<5.0	<2.0	BRL
	03/28/2019	**17.1**	**59.9**	<2.0	<5.0	<2.0	BRL
	11/17/2020	**24.6**	**68.6**	<5.0	<5.0	<2.0	BRL
	3/4/2021	NS	NS	NS	NS	NS	NS
	08/13/2021	**12.2**	**47.9**	<5.0	<5.0	<2.0	BRL
	Remedial Injections - Fall 2021						
	03/16/2022	**28.9**	**93.7**	**5.8**	<5.0	<2.0	BRL
	6/7/2022	**36.5**	**109**	**5.7**	<5.0	<2.0	BRL
	08/09/2022	**30.0**	**97.3**	**9.8**	<5.0	<2.0	BRL
	11/16/2022	**19.3**	**46.7**	<5.0	<5.0	<2.0	BRL
	02/10/2023	**35.2**	**101**	**5.4**	<5.0	<2.0	BRL
	04/25/2023	**34.6**	**104**	**6.6**	<5.0	<2.0	BRL
	7/10/2023	**31.7**	**105**	**8.4**	<5.0	<2.0	BRL

		PCE	TCE	cDCE	tDCE	VC	Other VOCs
IDEM RCG Residential TWSL's		**5**	**5**	**70**	**100**	**2**	**Varies**
IDEM RCG Residential VESL's		**110**	**9.1**	**NE**	**NE**	**2.1**	**Varies**
IDEM RCG Industrial VESL's		**470**	**38**	**NE**	**NE**	**35**	**Varies**
MW-34	11/18/2020	<5.0	<5.0	<5.0	<5.0	<2.0	BRL
	03/04/2021	<5.0	<5.0	<5.0	<5.0	<2.0	BRL
	8/13/2021	<5.0	<5.0	<5.0	<5.0	<2.0	BRL
	Remedial Injections - Fall 2021						
	6/6/2022	NS	NS	NS	NS	NS	NS
	8/8/2022	NS	NS	NS	NS	NS	NS
	11/17/2022	<5.0	<5.0	<5.0	<5.0	<2.0	BRL
	2/9/2023	NS	NS	NS	NS	NS	NS
	4/24/2023	NS	NS	NS	NS	NS	NS
	7/7/2023	NS	NS	NS	NS	NS	BRL
MW-34D	11/18/2020	<5.0	<5.0	<5.0	<5.0	<2.0	BRL
	03/04/2021	<5.0	<5.0	<5.0	<5.0	<2.0	BRL
	8/13/2021	<5.0	<5.0	<5.0	<5.0	<2.0	BRL
	Remedial Injections - Fall 2021						
	6/6/2022	NS	NS	NS	NS	NS	NS
	8/8/2022	NS	NS	NS	NS	NS	NS
	11/17/2022	<5.0	<5.0	<5.0	<5.0	<2.0	BRL
	2/9/2023	NS	NS	NS	NS	NS	NS
	4/24/2023	NS	NS	NS	NS	NS	NS
	7/7/2023	NS	NS	NS	NS	NS	NS
MW-35	11/18/2020	<5.0	<5.0	<5.0	<5.0	<2.0	BRL
	03/04/2021	<5.0	<5.0	<5.0	<5.0	<2.0	BRL
	8/13/2021	<5.0	<5.0	<5.0	<5.0	<2.0	BRL
	Remedial Injections - Fall 2021						
	6/6/2022	NS	NS	NS	NS	NS	NS
	8/8/2022	NS	NS	NS	NS	NS	NS
	11/15/2022	<5.0	<5.0	<5.0	<5.0	<2.0	BRL
	2/9/2023	NS	NS	NS	NS	NS	NS
	4/24/2023	NS	NS	NS	NS	NS	NS
	7/7/2023	NS	NS	NS	NS	NS	NS
MW-35D	11/18/2020	<5.0	<5.0	<5.0	<5.0	<2.0	BRL
	03/04/2021	<5.0	<5.0	<5.0	<5.0	<2.0	BRL
	8/13/2021	<5.0	<5.0	<5.0	<5.0	<2.0	BRL
	Remedial Injections - Fall 2021						
	6/6/2022	NS	NS	NS	NS	NS	NS
	8/8/2022	NS	NS	NS	NS	NS	NS
	11/15/2022	<5.0	<5.0	<5.0	<5.0	<2.0	BRL
	2/9/2023	NS	NS	NS	NS	NS	NS
	4/24/2023	NS	NS	NS	NS	NS	NS
	7/7/2023	NS	NS	NS	NS	NS	NS
MW-36	11/18/2020	**11.9**	**39.2**	<5.0	<5.0	<2.0	BRL
	03/05/2021	**9.2**	**38.4**	<5.0	<5.0	<2.0	BRL
	08/18/2021	<5.0	**12.2**	<5.0	<5.0	<2.0	BRL
	Remedial Injections - Fall 2021						
	03/17/2022	**26.1**	**80.6**	<5.0	<5.0	<2.0	BRL
	6/9/2022	**19.6**	**52.9**	<5.0	<5.0	<2.0	BRL
	08/08/2022	**8.9**	**23.5**	<5.0	<5.0	<2.0	BRL
	11/15/2022	<5.0	<5.0	<5.0	<5.0	<2.0	BRL
	02/17/2023	**14.1**	**20.2**	<5.0	<5.0	<2.0	BRL
	05/02/2023	**16.9**	**20.0**	<5.0	<5.0	<2.0	BRL
	7/12/2023	**12.4**	**6.1**	<5.0	<5.0	<2.0	BRL

		PCE	TCE	cDCE	tDCE	VC	Other VOCs
IDEM RCG Residential TWSL's		**5**	**5**	**70**	**100**	**2**	**Varies**
IDEM RCG Residential VESL's		**110**	**9.1**	**NE**	**NE**	**2.1**	**Varies**
IDEM RCG Industrial VESL's		**470**	**38**	**NE**	**NE**	**35**	**Varies**
MW-36D	11/18/2020	<5.0	<5.0	<5.0	<5.0	<2.0	BRL
	03/05/2021	<5.0	<5.0	<5.0	<5.0	<2.0	BRL
	08/18/2021	<5.0	<5.0	<5.0	<5.0	<2.0	BRL
	Remedial Injections - Fall 2021						
	6/6/2022	NS	NS	NS	NS	NS	NS
	8/8/2022	NS	NS	NS	NS	NS	NS
	11/15/2022	<5.0	<5.0	<5.0	<5.0	<2.0	BRL
	2/9/2023	NS	NS	NS	NS	NS	NS
	4/24/2023	NS	NS	NS	NS	NS	NS
	7/7/2023	NS	NS	NS	NS	NS	NS
MW-37	11/18/2020	**23.8**	**23.5**	<5.0	<5.0	<2.0	BRL
	03/05/2021	**17.8**	**12.6**	<5.0	<5.0	<2.0	BRL
	08/16/2021	**22.5**	**23.9**	<5.0	<5.0	<2.0	BRL
	Remedial Injections - Fall 2021						
	03/16/2022	**26.3**	**38.5**	<5.0	<5.0	<2.0	BRL
	6/6/2022	**32.7**	**35.8**	<5.0	<5.0	<2.0	BRL
	08/08/2022	**22.4**	**23.3**	<5.0	<5.0	<2.0	BRL
	11/15/2022	**26.9**	**16**	<5.0	<5.0	<2.0	BRL
	02/09/2023	**26.9**	**9.6**	<5.0	<5.0	<2.0	BRL
	04/25/2023	**30.6**	**15.9**	<5.0	<5.0	<2.0	BRL
	7/7/2023	**26.7**	**10.8**	<5.0	<5.0	<2.0	BRL
MW-37D	11/18/2020	<5.0	<5.0	<5.0	<5.0	<2.0	BRL
	03/05/2021	<5.0	<5.0	<5.0	<5.0	<2.0	BRL
	08/16/2021	<5.0	<5.0	<5.0	<5.0	<2.0	BRL
	Remedial Injections - Fall 2021						
	6/6/2022	NS	NS	NS	NS	NS	NS
	8/8/2022	NS	NS	NS	NS	NS	NS
	11/15/2022	<5.0	<5.0	<5.0	<5.0	<2.0	BRL
	2/9/2023	NS	NS	NS	NS	NS	NS
	4/24/2023	NS	NS	NS	NS	NS	NS
	7/7/2023	NS	NS	NS	NS	NS	NS
MW-38	11/17/2020	**47.6**	**35.1**	<5.0	<5.0	<2.0	BRL
	03/04/2021	**35**	**27.1**	<5.0	<5.0	<2.0	BRL
	08/12/2021	**37.5**	**46.3**	<5.0	<5.0	<2.0	BRL
	Remedial Injections - Fall 2021						
	6/6/2022	NS	NS	NS	NS	NS	NS
	8/8/2022	NS	NS	NS	NS	NS	NS
	11/15/2022	**55.9**	**25.5**	<5.0	<5.0	<2.0	BRL
	2/9/2023	NS	NS	NS	NS	NS	NS
	4/24/2023	NS	NS	NS	NS	NS	NS
	7/7/2023	NS	NS	NS	NS	NS	NS
MW-38D	11/17/2020	**18.5**	**105**	<5.0	<5.0	<2.0	BRL
	03/04/2021	**13.2**	**99.7**	<5.0	<5.0	<2.0	BRL
	08/12/2021	**23.1**	**141**	<5.0	<5.0	<2.0	BRL
	Remedial Injections - Fall 2021						
	6/6/2022	NS	NS	NS	NS	NS	NS
	8/8/2022	NS	NS	NS	NS	NS	NS
	11/15/2022	**23.9**	**91.3**	<5.0	<5.0	<2.0	BRL
	2/9/2023	NS	NS	NS	NS	NS	NS
	4/24/2023	NS	NS	NS	NS	NS	NS
	7/7/2023	NS	NS	NS	NS	NS	NS

		PCE	TCE	cDCE	tDCE	VC	Other VOCs
IDEM RCG Residential TWSL's		**5**	**5**	**70**	**100**	**2**	**Varies**
IDEM RCG Residential VESL's		**110**	**9.1**	**NE**	**NE**	**2.1**	**Varies**
IDEM RCG Industrial VESL's		**470**	**38**	**NE**	**NE**	**35**	**Varies**
MW-39	11/18/2020	**8**	**12.4**	<5.0	<5.0	**9.9**	BRL
	03/04/2021	**14.4**	**36.7**	<5.0	<5.0	**4.7**	BRL
	08/13/2021	**10.3**	**43.3**	<5.0	<5.0	<2.0	BRL
	Remedial Injections - Fall 2021						
	03/16/2022	**21.5**	**50.9**	<5.0	<5.0	**3.5**	BRL
	6/6/2022	**30.0**	**63.7**	<5.0	<5.0	**3.7**	BRL
	08/08/2022	**13.2**	**10.9**	<5.0	<5.0	**10.1**	BRL
	11/17/2022	Well obstructed and could not be sampled					
	2/9/2023	Well obstructed and could not be sampled					
	04/24/2023	**25.5**	**41.4**	<5.0	<5.0	<2.0	BRL
	7/7/2023	**27.7**	**34.7**	<5.0	<5.0	**4.5**	BRL
MW-39D	11/18/2020	<5.0	<5.0	**10.9**	<5.0	<2.0	BRL
	03/04/2021	<5.0	<5.0	<5.0	<5.0	<2.0	BRL
	08/13/2021	<5.0	<5.0	**23.8**	<5.0	<2.0	BRL
	Remedial Injections - Fall 2021						
	6/6/2022	NS	NS	NS	NS	NS	NS
	8/8/2022	NS	NS	NS	NS	NS	NS
	11/17/2022	<5.0	<5.0	**10.1**	<5.0	<2.0	BRL
	2/9/2023	NS	NS	NS	NS	NS	NS
	4/24/2023	NS	NS	NS	NS	NS	NS
	7/7/2023	NS	NS	NS	NS	NS	NS
MW-40	11/18/2020	<5.0	**213**	**401**	**640**	**4.1**	BRL
	03/03/2021	<5.0	**159**	**296**	**405**	**2.2**	BRL
	08/16/2021	<5.0	**193**	**160**	**187**	<2.0	BRL
	Remedial Injections - Fall 2021						
	03/16/2022	<5.0	**197**	**65.8**	**66.2**	<2.0	BRL
	6/7/2022	<5.0	**212**	**50.9**	**44.6**	<2.0	BRL
	08/10/2022	<5.0	**182**	**88.5**	**82.4**	<2.0	BRL
	11/16/2022	<5.0	**163**	**125**	**142**	<2.0	BRL
	02/16/2023	<5.0	**167**	**218**	**260**	**2.3**	BRL
	04/24/2023	<5.0	**190**	**82.5**	**91.6**	<2.0	BRL
	7/7/2023	<5.0	**178**	**86.9**	**92.8**	<2.0	BRL
MW-40D	11/18/2020	<5.0	<5.0	**15.5**	**22.1**	<2.0	BRL
	03/03/2021	<5.0	<5.0	**6.6**	**5.4**	<2.0	BRL
	08/16/2021	<5.0	<5.0	**6.1**	<5.0	<2.0	BRL
	Remedial Injections - Fall 2021						
	6/6/2022	NS	NS	NS	NS	NS	NS
	8/8/2022	NS	NS	NS	NS	NS	NS
	11/16/2022	<5.0	<5.0	<5.0	<5.0	<2.0	BRL
	2/9/2023	NS	NS	NS	NS	NS	NS
	4/24/2023	<5.0	<5.0	<5.0	<5.0	<2.0	BRL
	7/7/2023	NS	NS	NS	NS	NS	NS

		PCE	TCE	cDCE	tDCE	VC	Other VOCs
IDEM RCG Residential TWSL's		**5**	**5**	**70**	**100**	**2**	**Varies**
IDEM RCG Residential VESL's		**110**	**9.1**	**NE**	**NE**	**2.1**	**Varies**
IDEM RCG Industrial VESL's		**470**	**38**	**NE**	**NE**	**35**	**Varies**
MW-41	11/17/2020	<5.0	**400**	**6.3**	<5.0	**3.3**	BRL
	03/03/2021	<5.0	**304**	**5.3**	<5.0	**3.5**	BRL
	08/13/2021	<5.0	**250**	<5.0	<5.0	<2.0	BRL
	Remedial Injections - Fall 2021						
	03/14/2022	<5.0	**139**	**178**	<5.0	**2.9**	BRL
	6/8/2022	<5.0	**163**	**84.1**	<5.0	**2.8**	BRL
	08/10/2022	<5.0	**243**	**90.4**	<5.0	**3.9**	BRL
	11/17/2022	<5.0	**220**	**82.3**	<5.0	**4.5**	BRL
	02/16/2023	<5.0	**125**	**164**	<5.0	**9.3**	BRL
	04/25/2023	<5.0	**41.6**	**130**	<5.0	**30.8**	BRL
	7/12/2023	<5.0	**60.1**	**77.7**	<5.0	**35.6**	BRL
MW-41D	11/17/2020	<5.0	**277**	**7.1**	<5.0	<2.0	BRL
	03/03/2021	<5.0	**248**	**6.6**	<5.0	<2.0	BRL
	08/13/2021	<5.0	**236**	**9.7**	<5.0	<2.0	BRL
	Remedial Injections - Fall 2021						
	03/17/2022	<5.0	<5.0	**435**	<5.0	**3.3**	BRL
	6/8/2022	<5.0	<5.0	**299**	<5.0	**24.7**	BRL
	08/10/2022	<5.0	<5.0	**13.9**	<5.0	**7.4**	BRL
	11/17/2022	<5.0	<5.0	<5.0	<5.0	<2.0	BRL
	02/14/2023	<5.0	<5.0	<5.0	<5.0	**6.5**	BRL
	05/01/2023	<5.0	<5.0	**32.4**	<5.0	**20.3**	BRL
	7/12/2023	<5.0	<5.0	**17.8**	<5.0	**16.4**	BRL
MW-42	11/17/2020	<5.0	**258**	<5.0	<5.0	<2.0	BRL
	03/05/2021	<5.0	**131**	<5.0	<5.0	<2.0	BRL
	08/16/2021	<5.0	**201**	<5.0	<5.0	<2.0	BRL
	Remedial Injections - Fall 2021						
	03/15/2022	<5.0	**84.0**	<5.0	<5.0	<2.0	BRL
	6/9/2022	<5.0	**187**	<5.0	<5.0	<2.0	BRL
	08/10/2022	<5.0	**204**	<5.0	<5.0	<2.0	BRL
	11/18/2022	<5.0	**252**	<5.0	<5.0	<2.0	BRL
	02/15/2023	<5.0	**183**	<5.0	<5.0	<2.0	BRL
	04/25/2023	<5.0	**142**	<5.0	<5.0	<2.0	BRL
	7/11/2023	<5.0	**247**	<5.0	<5.0	<2.0	BRL
MW-42D	11/17/2020	<5.0	**46.4**	**450**	**37**	<2.0	BRL
	03/05/2021	<5.0	**48.8**	**369**	**26.4**	<2.0	BRL
	08/16/2021	<5.0	**71.7**	**231**	**14.4**	<2.0	BRL
	Remedial Injections - Fall 2021						
	03/15/2022	<5.0	**132**	**171**	**13.6**	<2.0	BRL
	6/9/2022	<5.0	**111**	**312**	**27**	<2.0	BRL
	08/10/2022	<5.0	**122**	**365**	**31.2**	<2.0	BRL
	11/18/2022	<5.0	**95.6**	**298**	**22.0**	<2.0	BRL
	02/15/2023	<5.0	**92.9**	**328**	**27.8**	<2.0	BRL
	04/25/2023	<5.0	**120**	**308**	**29.5**	**2.3**	BRL
	7/11/2023	<5.0	**112**	**312**	**25.5**	**2.9**	BRL

		PCE	TCE	cDCE	tDCE	VC	Other VOCs
IDEM RCG Residential TWSL's		**5**	**5**	**70**	**100**	**2**	**Varies**
IDEM RCG Residential VESL's		**110**	**9.1**	**NE**	**NE**	**2.1**	**Varies**
IDEM RCG Industrial VESL's		**470**	**38**	**NE**	**NE**	**35**	**Varies**
MW-43	11/18/2020	<5.0	<5.0	<5.0	<5.0	<2.0	BRL
	03/04/2021	<5.0	<5.0	<5.0	<5.0	<2.0	BRL
	08/12/2021	<5.0	<5.0	<5.0	<5.0	<2.0	BRL
	Remedial Injections - Fall 2021						
	03/16/2022	<5.0	<5.0	<5.0	<5.0	<2.0	BRL
	6/9/2022	<5.0	<5.0	<5.0	<5.0	<2.0	BRL
	08/11/2022	<5.0	<5.0	<5.0	<5.0	<2.0	BRL
	11/16/2022	<5.0	<5.0	<5.0	<5.0	<2.0	BRL
	02/17/2023	<5.0	<5.0	<5.0	<5.0	<2.0	BRL
	04/24/2023	<5.0	<5.0	<5.0	<5.0	<2.0	BRL
	7/7/2023	<5.0	<5.0	<5.0	<5.0	<2.0	BRL
MW-43D	11/18/2020	<5.0	**7.1**	**16.7**	<5.0	<2.0	BRL
	03/04/2021	<5.0	<5.0	**10.7**	<5.0	<2.0	BRL
	08/12/2021	<5.0	**7.9**	**10**	<5.0	<2.0	BRL
	Remedial Injections - Fall 2021						
	03/16/2022	<5.0	<5.0	<5.0	<5.0	<2.0	BRL
	6/9/2022	<5.0	<5.0	<5.0	<5.0	<2.0	BRL
	08/11/2022	<5.0	<5.0	<5.0	<5.0	<2.0	BRL
	11/16/2022	<5.0	<5.0	<5.0	<5.0	<2.0	BRL
	02/17/2023	<5.0	<5.0	<5.0	<5.0	<2.0	BRL
	04/24/2023	<5.0	<5.0	<5.0	<5.0	<2.0	BRL
	7/7/2023	<5.0	<5.0	<5.0	<5.0	<2.0	BRL
MW-44	11/19/2020	<5.0	<5.0	<5.0	<5.0	<2.0	BRL
	03/04/2021	<5.0	<5.0	<5.0	<5.0	<2.0	BRL
	08/12/2021	<5.0	<5.0	<5.0	<5.0	<2.0	BRL
	Remedial Injections - Fall 2021						
	6/6/2022	NS	NS	NS	NS	NS	NS
	8/8/2022	NS	NS	NS	NS	NS	NS
	11/15/2022	<5.0	<5.0	<5.0	<5.0	<2.0	BRL
	2/9/2023	NS	NS	NS	NS	NS	NS
	4/24/2023	NS	NS	NS	NS	NS	NS
	7/7/2023	NS	NS	NS	NS	NS	NS
MW-44D	11/19/2020	<5.0	<5.0	<5.0	<5.0	<2.0	BRL
	03/04/2021	<5.0	<5.0	<5.0	<5.0	<2.0	BRL
	08/12/2021	<5.0	<5.0	<5.0	<5.0	<2.0	BRL
	Remedial Injections - Fall 2021						
	6/6/2022	NS	NS	NS	NS	NS	NS
	8/8/2022	NS	NS	NS	NS	NS	NS
	11/15/2022	<5.0	<5.0	<5.0	<5.0	<2.0	BRL
	2/9/2023	NS	NS	NS	NS	NS	NS
	4/24/2023	NS	NS	NS	NS	NS	NS
	7/7/2023	NS	NS	NS	NS	NS	NS
MW-45	11/19/2020	<5.0	<5.0	<5.0	<5.0	<2.0	BRL
	03/03/2021	<5.0	<5.0	<5.0	<5.0	<2.0	BRL
	08/12/2021	<5.0	<5.0	<5.0	<5.0	<2.0	BRL
	Remedial Injections - Fall 2021						
	6/6/2022	NS	NS	NS	NS	NS	NS
	8/8/2022	NS	NS	NS	NS	NS	NS
	11/17/2022	<5.0	<5.0	<5.0	<5.0	<2.0	BRL
	2/9/2023	NS	NS	NS	NS	NS	NS
	4/24/2023	NS	NS	NS	NS	NS	NS
	7/7/2023	NS	NS	NS	NS	NS	NS

		PCE	TCE	cDCE	tDCE	VC	Other VOCs
IDEM RCG Residential TWSL's		**5**	**5**	**70**	**100**	**2**	**Varies**
IDEM RCG Residential VESL's		**110**	**9.1**	**NE**	**NE**	**2.1**	**Varies**
IDEM RCG Industrial VESL's		**470**	**38**	**NE**	**NE**	**35**	**Varies**
MW-45D	11/19/2020	<5.0	<5.0	<5.0	<5.0	<2.0	BRL
	03/03/2021	<5.0	<5.0	<5.0	<5.0	<2.0	BRL
	08/12/2021	<5.0	<5.0	<5.0	<5.0	<2.0	BRL
	Remedial Injections - Fall 2021						
	6/6/2022	NS	NS	NS	NS	NS	NS
	8/8/2022	NS	NS	NS	NS	NS	NS
	11/21/2022	<5.0	<5.0	<5.0	<5.0	<2.0	BRL
	2/9/2023	NS	NS	NS	NS	NS	NS
	4/24/2023	NS	NS	NS	NS	NS	NS
	7/7/2023	NS	NS	NS	NS	NS	NS
MW-46	11/19/2020	<5.0	<5.0	<5.0	<5.0	<2.0	BRL
	03/02/2021	<5.0	<5.0	<5.0	<5.0	<2.0	BRL
	08/13/2021	<5.0	<5.0	<5.0	<5.0	<2.0	BRL
	Remedial Injections - Spring 2022						
	6/6/2022	NS	NS	NS	NS	NS	NS
	8/8/2022	NS	NS	NS	NS	NS	NS
	11/22/2022	<5.0	<5.0	<5.0	<5.0	<2.0	BRL
	2/9/2023	NS	NS	NS	NS	NS	NS
	4/24/2023	NS	NS	NS	NS	NS	NS
	7/7/2023	NS	NS	NS	NS	NS	NS
MW-46I	11/19/2020	<5.0	**35.7**	**43.1**	<5.0	<2.0	BRL
	03/02/2021	<5.0	**29.7**	**40.5**	<5.0	<2.0	BRL
	08/17/2021	<5.0	**31.2**	**45.3**	<5.0	<2.0	BRL
	Remedial Injections - Spring 2022						
	6/8/2022	<5.0	**29.8**	**46.3**	**5.0**	<2.0	BRL
	08/11/2022	<5.0	<5.0	**84.5**	<5.0	**8.1**	BRL
	11/22/2022	<5.0	<5.0	**74.4**	<5.0	**31.5**	BRL
	02/10/2023	<5.0	<5.0	<5.0	<5.0	**91.4**	BRL
	05/02/2023	<5.0	<5.0	**45.3**	<5.0	**41.8**	BRL
	7/11/2023	<5.0	<5.0	**57.3**	<5.0	**40.7**	BRL
MW-46D	11/19/2020	<5.0	<5.0	**52.5**	<5.0	<2.0	BRL
	03/02/2021	<5.0	<5.0	**9.3**	<5.0	<2.0	BRL
	08/13/2021	<5.0	<5.0	**10**	<5.0	<2.0	BRL
	Remedial Injections - Spring 2022						
	6/6/2022	NS	NS	NS	NS	NS	NS
	8/8/2022	NS	NS	NS	NS	NS	NS
	11/22/2022	<5.0	<5.0	<5.0	<5.0	<2.0	BRL
	2/9/2023	NS	NS	NS	NS	NS	NS
	4/24/2023	NS	NS	NS	NS	NS	NS
	7/7/2023	NS	NS	NS	NS	NS	NS
MW-47	11/19/2020	<5.0	<5.0	<5.0	<5.0	<2.0	BRL
	03/02/2021	<5.0	<5.0	<5.0	<5.0	<2.0	BRL
	08/13/2021	<5.0	<5.0	<5.0	<5.0	<2.0	BRL
	Remedial Injections - Spring 2022						
	6/6/2022	NS	NS	NS	NS	NS	NS
	8/8/2022	NS	NS	NS	NS	NS	NS
	11/21/2022	<5.0	<5.0	<5.0	<5.0	<2.0	BRL
	2/9/2023	NS	NS	NS	NS	NS	NS
	4/24/2023	NS	NS	NS	NS	NS	NS
	7/7/2023	NS	NS	NS	NS	NS	NS

		PCE	TCE	cDCE	tDCE	VC	Other VOCs
IDEM RCG Residential TWSL's		**5**	**5**	**70**	**100**	**2**	**Varies**
IDEM RCG Residential VESL's		**110**	**9.1**	**NE**	**NE**	**2.1**	**Varies**
IDEM RCG Industrial VESL's		**470**	**38**	**NE**	**NE**	**35**	**Varies**
MW-47I	11/19/2020	<5.0	<5.0	**9.9**	<5.0	<2.0	BRL
	03/02/2021	<5.0	<5.0	**6.7**	<5.0	<2.0	BRL
	08/17/2021	<5.0	<5.0	**34.1**	<5.0	<2.0	BRL
	Remedial Injections - Spring 2022						
	6/6/2022	NS	NS	NS	NS	NS	NS
	8/8/2022	NS	NS	NS	NS	NS	NS
	11/21/2022	<5.0	<5.0	**26.4**	<5.0	<2.0	BRL
	2/9/2023	NS	NS	NS	NS	NS	NS
	4/24/2023	NS	NS	NS	NS	NS	NS
	7/7/2023	NS	NS	NS	NS	NS	NS
MW-47D	11/19/2020	<5.0	<5.0	<5.0	<5.0	<2.0	BRL
	03/02/2021	<5.0	<5.0	<5.0	<5.0	<2.0	BRL
	08/13/2021	<5.0	<5.0	<5.0	<5.0	<2.0	BRL
	Remedial Injections - Spring 2022						
	6/6/2022	NS	NS	NS	NS	NS	NS
	8/8/2022	NS	NS	NS	NS	NS	NS
	11/21/2022	<5.0	<5.0	<5.0	<5.0	<2.0	BRL
	2/9/2023	NS	NS	NS	NS	NS	NS
	4/24/2023	NS	NS	NS	NS	NS	NS
	7/7/2023	NS	NS	NS	NS	NS	NS
MW-48	11/19/2020	<5.0	<5.0	<5.0	<5.0	<2.0	BRL
	03/02/2021	<5.0	<5.0	<5.0	<5.0	<2.0	BRL
	08/16/2021	<5.0	<5.0	<5.0	<5.0	<2.0	BRL
	Remedial Injections - Spring 2022						
	6/6/2022	NS	NS	NS	NS	NS	NS
	8/8/2022	NS	NS	NS	NS	NS	NS
	11/21/2022	<5.0	<5.0	<5.0	<5.0	<2.0	BRL
	2/9/2023	NS	NS	NS	NS	NS	NS
	4/24/2023	NS	NS	NS	NS	NS	NS
	7/7/2023	NS	NS	NS	NS	NS	NS
MW-48D	11/19/2020	<5.0	<5.0	<5.0	<5.0	<2.0	BRL
	03/02/2021	<5.0	<5.0	<5.0	<5.0	<2.0	BRL
	08/16/2021	<5.0	<5.0	<5.0	<5.0	<2.0	BRL
	Remedial Injections - Spring 2022						
	6/6/2022	NS	NS	NS	NS	NS	NS
	8/8/2022	NS	NS	NS	NS	NS	NS
	11/21/2022	<5.0	<5.0	<5.0	<5.0	<2.0	BRL
	2/9/2023	NS	NS	NS	NS	NS	NS
	4/24/2023	NS	NS	NS	NS	NS	NS
	7/7/2023	NS	NS	NS	NS	NS	NS
MW-49	11/19/2020	<5.0	<5.0	<5.0	<5.0	<2.0	BRL
	03/03/2021	<5.0	<5.0	<5.0	<5.0	<2.0	BRL
	08/16/2021	NS	NS	NS	NS	NS	BRL
	Remedial Injections - Spring 2022						
	6/6/2022	NS	NS	NS	NS	NS	NS
	8/8/2022	NS	NS	NS	NS	NS	NS
	11/21/2022	<5.0	<5.0	<5.0	<5.0	<2.0	BRL
	2/9/2023	NS	NS	NS	NS	NS	NS
	4/24/2023	NS	NS	NS	NS	NS	NS
	7/7/2023	NS	NS	NS	NS	NS	NS

		PCE	TCE	cDCE	tDCE	VC	Other VOCs
IDEM RCG Residential TWSL's		**5**	**5**	**70**	**100**	**2**	**Varies**
IDEM RCG Residential VESL's		**110**	**9.1**	**NE**	**NE**	**2.1**	**Varies**
IDEM RCG Industrial VESL's		**470**	**38**	**NE**	**NE**	**35**	**Varies**
MW-49D	11/19/2020	<5.0	<5.0	<5.0	<5.0	<2.0	BRL
	3/3/2021	<5.0	<5.0	<5.0	<5.0	<2.0	BRL
	Remedial Injections - Spring 2022						
	6/6/2022	NS	NS	NS	NS	NS	NS
	8/8/2022	NS	NS	NS	NS	NS	NS
	11/21/2022	<5.0	<5.0	<5.0	<5.0	<2.0	BRL
	2/9/2023	NS	NS	NS	NS	NS	NS
	4/24/2023	NS	NS	NS	NS	NS	NS
	7/7/2023	NS	NS	NS	NS	NS	NS
MW-50	08/17/2021	<5.0	<5.0	<5.0	<5.0	<2.0	BRL
	Remedial Injections - Fall 2021						
	6/6/2022	NS	NS	NS	NS	NS	NS
	8/8/2022	NS	NS	NS	NS	NS	NS
	11/16/2022	<5.0	<5.0	<5.0	<5.0	<2.0	BRL
	2/9/2023	NS	NS	NS	NS	NS	NS
	4/24/2023	NS	NS	NS	NS	NS	NS
	7/7/2023	NS	NS	NS	NS	NS	NS
MW-50D	08/17/2021	<5.0	<5.0	<5.0	<5.0	<2.0	BRL
	Remedial Injections - Fall 2021						
	6/6/2022	NS	NS	NS	NS	NS	NS
	8/8/2022	NS	NS	NS	NS	NS	NS
	11/16/2022	<5.0	<5.0	<5.0	<5.0	<2.0	BRL
	2/9/2023	NS	NS	NS	NS	NS	NS
	4/24/2023	NS	NS	NS	NS	NS	NS
	7/7/2023	NS	NS	NS	NS	NS	NS
MW-51	08/17/2021	<5.0	<5.0	<5.0	<5.0	<2.0	BRL
	Remedial Injections - Fall 2021						
	6/6/2022	NS	NS	NS	NS	NS	NS
	8/8/2022	NS	NS	NS	NS	NS	NS
	11/16/2022	<5.0	<5.0	<5.0	<5.0	<2.0	BRL
	2/9/2023	NS	NS	NS	NS	NS	NS
	4/24/2023	NS	NS	NS	NS	NS	NS
	7/7/2023	NS	NS	NS	NS	NS	NS
MW-52	08/16/2021	<5.0	**20.5**	**124**	**191**	<2.0	BRL
	Remedial Injections - Fall 2021						
	6/6/2022	NS	NS	NS	NS	NS	NS
	8/8/2022	NS	NS	NS	NS	NS	NS
	11/16/2022	<5.0	**49.2**	**265**	**469**	**2.3**	BRL
	2/9/2023	NS	NS	NS	NS	NS	NS
	4/24/2023	NS	NS	NS	NS	NS	NS
	7/7/2023	NS	NS	NS	NS	NS	NS
MW-52D	08/16/2021	<5.0	**5.5**	**129**	**221**	<2.0	BRL
	Remedial Injections - Fall 2021						
	6/6/2022	NS	NS	NS	NS	NS	NS
	8/8/2022	NS	NS	NS	NS	NS	NS
	11/16/2022	<5.0	<5.0	**76.6**	**80.5**	<2.0	BRL
	2/9/2023	NS	NS	NS	NS	NS	NS
	4/24/2023	NS	NS	NS	NS	NS	NS
	7/7/2023	NS	NS	NS	NS	NS	NS

		PCE	TCE	cDCE	tDCE	VC	Other VOCs
IDEM RCG Residential TWSL's		**5**	**5**	**70**	**100**	**2**	**Varies**
IDEM RCG Residential VESL's		**110**	**9.1**	**NE**	**NE**	**2.1**	**Varies**
IDEM RCG Industrial VESL's		**470**	**38**	**NE**	**NE**	**35**	**Varies**
MW-53S (former TMW-1)	02/06/2019	<5.0	**11.2**	<5.0	<5.0	<2.0	BRL
	3/8/2019	<5.0	**14.9**	<5.0	<5.0	<2.0	BRL
	03/26/2019	<5.0	**7**	<5.0	<5.0	<2.0	BRL
	11/16/2020	Well Abandoned. New well installed 10/xx/2022					
	Remedial Injections - Spring 2022						
	11/17/2022	<5.0	**6.3**	<5.0	<5.0	<2.0	BRL
	02/13/2023	<5.0	<5.0	<5.0	<5.0	<2.0	BRL
	04/27/2023	<5.0	<5.0	<5.0	<5.0	<2.0	BRL
	7/7/2023	NS	NS	NS	NS	NS	NS
MW-53D (former TMW-1D)	02/06/2019	<5.0	**24.2**	**510**	**41.6**	<2.0	BRL
	3/8/2019	<5.0	**19.8**	**660**	<5.0	<2.0	BRL
	03/26/2019	<5.0	**11.9**	**829**	**41**	<2.0	BRL
	11/16/2020	Well Abandoned. New well installed 10/xx/2022					
	Remedial Injections - Spring 2022						
	11/17/2022	<5.0	**8.9**	**155**	**15.6**	<2.0	BRL
	02/15/2023	<5.0	<5.0	**267**	**27.6**	<2.0	BRL
	04/27/2023	<5.0	<5.0	**286**	**26.7**	<2.0	BRL
	7/7/2023	NS	NS	NS	NS	NS	NS
MW-54S (former TMW-2)	02/06/2019	<5.0	**94.1**	<5.0	<5.0	<2.0	BRL
	3/8/2019	<5.0	**106**	<5.0	<5.0	<2.0	BRL
	03/26/2019	<5.0	**73.7**	<5.0	<5.0	<2.0	BRL
	11/16/2020	Well Abandoned. New well installed 10/xx/2022					
	Remedial Injections - Spring 2022						
	11/17/2022	<5.0	**29**	<5.0	<5.0	<2.0	BRL
	02/13/2023	<5.0	**11.9**	<5.0	<5.0	<2.0	BRL
	04/27/2023	<5.0	**8.2**	<5.0	<5.0	<2.0	BRL
	7/7/2023	NS	NS	NS	NS	NS	NS
MW-54D (former TMW-2D)	02/06/2019	<5.0	**15.9**	**550**	**43.4**	<2.0	BRL
	3/8/2019	<5.0	**40.9**	**250**	<5.0	<2.0	BRL
	03/26/2019	<5.0	**13.7**	**683**	**49.6**	**2.3**	BRL
	11/16/2020	Well Abandoned. New well installed 10/xx/2022					
	Remedial Injections - Spring 2022						
	11/17/2022	<5.0	<5.0	**500**	**34.4**	**5.1**	BRL
	02/13/2023	<5.0	<5.0	**517**	**72.6**	**12.4**	BRL
	04/27/2023	<5.0	<5.0	**597**	**91.7**	**25.1**	BRL
	7/7/2023	NS	NS	NS	NS	NS	NS
MW-55S (former TMW-3)	02/06/2019	<5.0	**30.4**	<5.0	<5.0	<2.0	BRL
	3/8/2019	<5.0	**37.3**	<5.0	<5.0	<2.0	BRL
	03/26/2019	<5.0	**25.2**	<5.0	<5.0	<2.0	BRL
	11/16/2020	Well Abandoned. New well installed 10/xx/2022					
	Remedial Injections - Spring 2022						
	11/17/2022	<5.0	**51.5**	<5.0	<5.0	<2.0	BRL
	02/15/2023	<5.0	**52.4**	<5.0	<5.0	<2.0	BRL
	04/27/2023	<5.0	**43.7**	<5.0	<5.0	<2.0	BRL
	7/7/2023	NS	NS	NS	NS	NS	NS

		PCE	TCE	cDCE	tDCE	VC	Other VOCs
IDEM RCG Residential TWSL's		**5**	**5**	**70**	**100**	**2**	**Varies**
IDEM RCG Residential VESL's		**110**	**9.1**	**NE**	**NE**	**2.1**	**Varies**
IDEM RCG Industrial VESL's		**470**	**38**	**NE**	**NE**	**35**	**Varies**
MW-55D (former TMW-3D)	02/06/2019	<5.0	**383**	**1060**	**87.5**	<2.0	BRL
	3/8/2019	<5.0	**152**	**539**	<5.0	<2.0	BRL
	03/26/2019	<5.0	**288**	**904**	**78.4**	<2.0	BRL
	11/16/2020	Well Abandoned. New well installed 10/xx/2022					
	Remedial Injections - Spring 2022						
	11/17/2022	<5.0	**20.5**	**121**	<5.0	**58.4**	BRL
	02/13/2023	<5.0	**8.4**	**144**	<5.0	**41.9**	BRL
	04/27/2023	<5.0	**14.2**	**308**	**9.8**	**820**	BRL
	7/7/2023	NS	NS	NS	NS	NS	NS
MW-56S (former TMW-4)	02/07/2019	<5.0	<5.0	<5.0	<5.0	<2.0	BRL
	3/8/2019	<5.0	<5.0	<5.0	<5.0	<2.0	BRL
	03/26/2019	<5.0	<5.0	<5.0	<5.0	<2.0	BRL
	11/16/2020	Well Abandoned. New well installed 10/xx/2022					
	Remedial Injections - Spring 2022						
	11/17/2022	<5.0	<5.0	<5.0	<5.0	<2.0	BRL
	02/13/2023	<5.0	<5.0	<5.0	<5.0	<2.0	BRL
	04/26/2023	<5.0	<5.0	<5.0	<5.0	<2.0	BRL
	7/7/2023	NS	NS	NS	NS	NS	NS
MW-56D (former TMW-4D)	02/07/2019	<5.0	**9.1**	**437**	**14.5**	<2.0	BRL
	03/05/2019	<5.0	**7.3**	**270**	**9.8**	<2.0	BRL
	03/26/2019	<5.0	**10.9**	**395**	<5.0	<2.0	BRL
	11/16/2020	Well Abandoned. New well installed 10/xx/2022					
	Remedial Injections - Spring 2022						
	11/17/2022	<5.0	<5.0	**47.9**	<5.0	<2.0	BRL
	02/13/2023	<5.0	<5.0	**84.0**	<5.0	<2.0	BRL
	04/26/2023	<5.0	<5.0	**94.8**	<5.0	<2.0	BRL
	7/7/2023	NS	NS	NS	NS	NS	NS
MW-57S (former TMW-5)	02/08/2019	<5.0	**479**	<5.0	<5.0	<2.0	BRL
	03/05/2019	<5.0	**311**	<5.0	<5.0	<2.0	BRL
	03/26/2019	<5.0	**244**	<5.0	<5.0	<2.0	BRL
	11/16/2020	Well Abandoned. New well installed 10/xx/2022					
	Remedial Injections - Spring 2022						
	11/17/2022	<5.0	**612**	<5.0	<5.0	<2.0	BRL
	02/15/2023	<5.0	**407**	<5.0	<5.0	<2.0	BRL
	04/27/2023	<5.0	**356**	<5.0	<5.0	<2.0	BRL
	7/7/2023	NS	NS	NS	NS	NS	NS
MW-57D (former TMW-5D)	02/08/2019	<5.0	**528**	**1560**	**139**	<2.0	BRL
	03/05/2019	<5.0	**444**	**1040**	**80.9**	<2.0	BRL
	03/26/2019	<5.0	**500**	**1220**	**112**	<2.0	BRL
	11/16/2020	Well Abandoned. New well installed 10/xx/2022					
	Remedial Injections - Spring 2022						
	11/17/2022	<5.0	**71.1**	**1660**	**84.9**	<2.0	BRL
	02/14/2023	<5.0	<5.0	**1750**	**162**	**2.9**	BRL
	04/27/2023	<5.0	<5.0	**2080**	**190**	**6.3**	BRL
	7/7/2023	NS	NS	NS	NS	NS	NS

		PCE	TCE	cDCE	tDCE	VC	Other VOCs
IDEM RCG Residential TWSL's		**5**	**5**	**70**	**100**	**2**	**Varies**
IDEM RCG Residential VESL's		**110**	**9.1**	**NE**	**NE**	**2.1**	**Varies**
IDEM RCG Industrial VESL's		**470**	**38**	**NE**	**NE**	**35**	**Varies**
MW-58S (former TMW-6)	02/08/2019	<5.0	**14.7**	**24.4**	<5.0	<2.0	BRL
	03/05/2019	<5.0	<5.0	<5.0	<5.0	<2.0	BRL
	03/27/2019	<5.0	<5.0	<5.0	<5.0	<2.0	BRL
	11/16/2020	Well Abandoned. New well installed 10/xx/2022					
	Remedial Injections - Spring 2022						
	11/17/2022	<5.0	<5.0	<5.0	<5.0	<2.0	BRL
	02/14/2023	<5.0	<5.0	<5.0	<5.0	<2.0	BRL
	04/27/2023	<5.0	<5.0	<5.0	<5.0	<2.0	BRL
	7/7/2023	NS	NS	NS	NS	NS	NS
MW-58D (former TMW-6D)	02/08/2019	<5.0	<5.0	**8.3**	<5.0	<2.0	BRL
	03/05/2019	<5.0	<5.0	**5.2**	<5.0	<2.0	BRL
	03/27/2019	<5.0	<5.0	<5.0	<5.0	<2.0	BRL
	11/16/2020	Well Abandoned. New well installed 10/xx/2022					
	Remedial Injections - Spring 2022						
	11/17/2022	<5.0	<5.0	**287**	**9.2**	**2100**	BRL
	02/14/2023	<5.0	<5.0	**181**	<5.0	**3050**	BRL
	04/27/2023	<5.0	<5.0	**126**	<5.0	**2950**	BRL
	7/7/2023	NS	NS	NS	NS	NS	NS
MW-59D (former TMW-8D)	11/05/2021	<5.0	<5.0	**41.2**	<5.0	<2.0	BRL
	12/02/2021	<5.0	<5.0	**35.2**	<5.0	<2.0	BRL
	Remedial Injections - Spring 2022						
	6/6/2022	NS	NS	NS	NS	NS	NS
	8/8/2022	NS	NS	NS	NS	NS	NS
	11/17/2022	NS	NS	NS	NS	NS	NS
	02/13/2023	<5.0	<5.0	**48.8**	<5.0	**10.2**	BRL
	04/26/2023	<5.0	<5.0	**35.6**	<5.0	<2.0	BRL
	7/7/2023	NS	NS	NS	NS	NS	NS
MW-60S (former TMW-9S)	11/04/2021	<5.0	<5.0	<5.0	<5.0	<2.0	BRL
	12/02/2021	<5.0	<5.0	**19.9**	<5.0	<2.0	BRL
	Remedial Injections - Spring 2022						
	6/6/2022	NS	NS	NS	NS	NS	NS
	8/8/2022	NS	NS	NS	NS	NS	NS
	11/17/2022	NS	NS	NS	NS	NS	NS
	02/13/2023	<5.0	<5.0	<5.0	<5.0	<2.0	BRL
	04/26/2023	<5.0	<5.0	<5.0	<5.0	<2.0	BRL
	7/7/2023	NS	NS	NS	NS	NS	NS
MW-60I (former TMW-9I)	11/04/2021	<5.0	**240**	**150**	**15.5**	<2.0	BRL
	12/02/2021	<5.0	**175**	**213**	**16.9**	<2.0	BRL
	Remedial Injections - Spring 2022						
	6/6/2022	NS	NS	NS	NS	NS	NS
	8/8/2022	NS	NS	NS	NS	NS	NS
	11/17/2022	NS	NS	NS	NS	NS	NS
	02/15/2023	<5.0	<5.0	**456**	**12.2**	**82.6**	BRL
	04/26/2023	<5.0	<5.0	**458**	<5.0	**231**	BRL
	7/7/2023	NS	NS	NS	NS	NS	NS

		PCE	TCE	cDCE	tDCE	VC	Other VOCs
IDEM RCG Residential TWSL's		**5**	**5**	**70**	**100**	**2**	**Varies**
IDEM RCG Residential VESL's		**110**	**9.1**	**NE**	**NE**	**2.1**	**Varies**
IDEM RCG Industrial VESL's		**470**	**38**	**NE**	**NE**	**35**	**Varies**
MW-60D (former TMW-9D)	11/04/2021	<5.0	**27.7**	**1110**	**202**	<2.0	BRL
	12/02/2021	<5.0	**19.9**	**1430**	**208**	<2.0	BRL
	Remedial Injections - Spring 2022						
	6/6/2022	NS	NS	NS	NS	NS	NS
	8/8/2022	NS	NS	NS	NS	NS	NS
	11/17/2022	NS	NS	NS	NS	NS	NS
	02/15/2023	<5.0	<5.0	**518**	**9.9**	**2230**	BRL
	04/26/2023	<5.0	<5.0	**228**	**13.8**	**1100**	BRL
	7/7/2023	NS	NS	NS	NS	NS	NS
MW-61I (former TMW-10I)	11/04/2021	<5.0	<5.0	**33.0**	<5.0	<2.0	BRL
	12/02/2021	<5.0	<5.0	**23.7**	<5.0	<2.0	BRL
	Remedial Injections - Spring 2022						
	6/6/2022	NS	NS	NS	NS	NS	NS
	8/8/2022	NS	NS	NS	NS	NS	NS
	11/17/2022	NS	NS	NS	NS	NS	NS
	02/13/2023	<5.0	<5.0	**5.5**	<5.0	<2.0	BRL
	04/26/2023	<5.0	<5.0	**66.4**	<5.0	<2.0	BRL
	7/7/2023	NS	NS	NS	NS	NS	NS
MW-61D (former TMW-10D)	11/05/2021	<5.0	<5.0	**6.4**	<5.0	<2.0	BRL
	12/02/2021	<5.0	<5.0	**7.3**	<5.0	<2.0	BRL
	Remedial Injections - Spring 2022						
	6/6/2022	NS	NS	NS	NS	NS	NS
	8/8/2022	NS	NS	NS	NS	NS	NS
	11/17/2022	NS	NS	NS	NS	NS	NS
	02/10/2023	<5.0	<5.0	**7.4**	<5.0	<2.0	BRL
	04/26/2023	<5.0	<5.0	**6.7**	<5.0	<2.0	BRL
	7/7/2023	NS	NS	NS	NS	NS	NS
MW-62I (former TMW-12I)	12/01/2021	<5.0	**277**	**774**	**62.8**	<2.0	BRL
	Remedial Injections - Spring 2022						
	6/6/2022	NS	NS	NS	NS	NS	NS
	8/8/2022	NS	NS	NS	NS	NS	NS
	11/17/2022	NS	NS	NS	NS	NS	NS
	02/10/2023	<5.0	**13.5**	**869**	**27.5**	<2.0	BRL
	04/26/2023	<5.0	<5.0	**1780**	**31.4**	**1180**	BRL
	7/7/2023	NS	NS	NS	NS	NS	NS
MW-62D (former TMW-12D)	11/05/2021	<5.0	<5.0	**517**	**33.4**	<2.0	BRL
	12/01/2021	<5.0	<5.0	**704**	**30.9**	**3.1**	BRL
	Remedial Injections - Spring 2022						
	6/6/2022	NS	NS	NS	NS	NS	NS
	8/8/2022	NS	NS	NS	NS	NS	NS
	11/17/2022	NS	NS	NS	NS	NS	NS
	02/10/2023	<5.0	<5.0	**36.6**	<5.0	**429**	BRL
	04/26/2023	<5.0	<5.0	**21.0**	<5.0	**218**	BRL
	7/7/2023	NS	NS	NS	NS	NS	NS

		PCE	TCE	cDCE	tDCE	VC	Other VOCs
IDEM RCG Residential TWSL's		**5**	**5**	**70**	**100**	**2**	**Varies**
IDEM RCG Residential VESL's		**110**	**9.1**	**NE**	**NE**	**2.1**	**Varies**
IDEM RCG Industrial VESL's		**470**	**38**	**NE**	**NE**	**35**	**Varies**
MW-63I (former TMW-13I)	11/04/2021	<5.0	<5.0	<5.0	<5.0	<2.0	BRL
	12/01/2021	<5.0	<5.0	<5.0	<5.0	<2.0	BRL
	Remedial Injections - Spring 2022						
	6/6/2022	NS	NS	NS	NS	NS	NS
	8/8/2022	NS	NS	NS	NS	NS	NS
	11/17/2022	NS	NS	NS	NS	NS	NS
	02/10/2023	<5.0	<5.0	**10.3**	<5.0	<2.0	BRL
	04/26/2023	<5.0	<5.0	**19.3**	<5.0	<2.0	BRL
	7/7/2023	NS	NS	NS	NS	NS	NS
MW-63D (former TMW-13D)	11/04/2021	<5.0	<5.0	<5.0	<5.0	<2.0	BRL
	12/01/2021	<5.0	<5.0	<5.0	<5.0	<2.0	BRL
	Remedial Injections - Spring 2022						
	6/6/2022	NS	NS	NS	NS	NS	NS
	8/8/2022	NS	NS	NS	NS	NS	NS
	11/17/2022	NS	NS	NS	NS	NS	NS
	02/10/2023	<5.0	<5.0	<5.0	<5.0	<2.0	BRL
	04/26/2023	<5.0	<5.0	<5.0	<5.0	<2.0	BRL
	7/7/2023	NS	NS	NS	NS	NS	NS
MW-64I	11/22/2022	<5.0	**101**	**745**	**74.9**	<2.0	BRL
	02/10/2023	<5.0	**63.8**	**659**	**61.2**	<2.0	BRL
	04/26/2023	<5.0	**54.4**	**728**	**70.4**	**2.1**	BRL
	7/7/2023	NS	NS	NS	NS	NS	NS
MW-64D	11/22/2022	<5.0	<5.0	<5.0	<5.0	<2.0	BRL
	02/10/2023	<5.0	<5.0	<5.0	<5.0	<2.0	BRL
	04/26/2023	<5.0	<5.0	<5.0	<5.0	<2.0	BRL
	7/7/2023	NS	NS	NS	NS	NS	NS
TMW-7	02/07/2019	<5.0	<5.0	<5.0	<5.0	<2.0	BRL
	03/05/2019	<5.0	<5.0	<5.0	<5.0	<2.0	BRL
	03/27/2019	<5.0	<5.0	<5.0	<5.0	<2.0	BRL
	11/16/2020	Well Abandoned					
TMW-7D	02/07/2019	<5.0	<5.0	**780**	**38.2**	<2.0	BRL
	03/05/2019	<5.0	**19.2**	**246**	**14.2**	<2.0	BRL
	03/27/2019	<5.0	<5.0	**943**	**46**	<2.0	BRL
	11/16/2020	Well Abandoned					
TMW-8S	11/05/2021	<5.0	<5.0	<5.0	<5.0	<2.0	BRL
	12/01/2021	<5.0	<5.0	<5.0	<5.0	<2.0	BRL
	4/14/2022	Well Abandoned					
TMW-10S	11/04/2021	<5.0	<5.0	<5.0	<5.0	<2.0	BRL
	12/02/2021	<5.0	<5.0	<5.0	<5.0	<2.0	BRL
	4/14/2022	Well Abandoned					
TMW-11D	11/05/2021	<5.0	<5.0	<5.0	<5.0	<2.0	BRL
	12/01/2021	<5.0	<5.0	<5.0	<5.0	<2.0	BRL
	4/14/2022	Well Abandoned					
TMW-14D	11/04/2021	<5.0	<5.0	**10.5**	<5.0	<2.0	BRL
	12/01/2021	<5.0	<5.0	<5.0	<5.0	<2.0	BRL
	4/14/2022	Well Abandoned					

Notes

BOLD	= Constituent detected above Laboratory Reporting Limit
BOLD	= Constituent detected above IDEM RCG Residential TWSL's
BOLD	= Constituent detected above IDEM RCG Residential VESL's
BOLD	= Constituent detected above IDEM RCG Industrial VESL's

NE = No Screening Level Established for Constituent

BRL - Below Laboratory Reporting Limit NS=Not Sampled

APPENDIX C

1Q2023 LOW FLOW SAMPLING LOGS

Low-Flow Test Report:

Test Date / Time: 7/7/2023 12:16:11 PM
Project: HRID 3Q2023 MW-11
Operator Name: Kilauren Driscoll

Location Name: HRID MW-36 **Well Diameter: 2 in** **Casing Type: PVC sch 40** **Screen Length: 10 ft** **Top of Screen: 3 ft** **Total Depth: 13.52 ft** **Initial Depth to Water: 9.27 ft**	**Pump Type: SS Monsoon Pro XL** **Tubing Type: Poly** **Pump Intake From TOC: 11 ft** **Estimated Total Volume Pumped: 3708.333 ml** **Flow Cell Volume: 130 ml** **Final Flow Rate: 250 ml/min** **Final Draw Down: 9.31 ft**	**Instrument Used: Aqua TROLL 500** **Serial Number: 913928**

Test Notes:
VOCs. Yellow tint, sulfur like odor

Weather Conditions:
81 degrees Sunny

Low-Flow Readings:

Date Time	Elapsed Time	pH	Temperature	Specific Conductivity	RDO Concentration	Turbidity	ORP	Depth to Water	Flow
		+/- 0.1	+/- 3 %	+/- 3 %	+/- 10 %	+/- 10 %	+/- 10		
7/7/2023 12:16 PM	00:00	6.64 pH	69.70 °F	831.03 µS/cm	5.79 mg/L	70.45 NTU	114.8 mV	9.27 ft	250.00 ml/min
7/7/2023 12:17 PM	01:00	6.80 pH	61.49 °F	843.94 µS/cm	1.93 mg/L	59.43 NTU	112.4 mV	9.27 ft	250.00 ml/min
7/7/2023 12:18 PM	02:00	6.81 pH	59.92 °F	819.91 µS/cm	0.81 mg/L	67.44 NTU	111.0 mV	9.27 ft	250.00 ml/min
7/7/2023 12:19 PM	03:00	6.79 pH	59.15 °F	805.37 µS/cm	0.34 mg/L	73.94 NTU	110.6 mV	9.27 ft	250.00 ml/min
7/7/2023 12:20 PM	04:00	6.77 pH	59.02 °F	795.18 µS/cm	0.17 mg/L	81.15 NTU	109.5 mV	9.27 ft	250.00 ml/min
7/7/2023 12:21 PM	05:00	6.73 pH	59.23 °F	790.04 µS/cm	0.10 mg/L	81.75 NTU	109.9 mV	9.27 ft	250.00 ml/min
7/7/2023 12:22 PM	06:00	6.71 pH	59.57 °F	787.24 µS/cm	0.07 mg/L	87.22 NTU	108.8 mV	9.27 ft	250.00 ml/min
7/7/2023 12:23 PM	07:00	6.69 pH	60.13 °F	786.12 µS/cm	0.05 mg/L	87.55 NTU	107.8 mV	9.27 ft	250.00 ml/min
7/7/2023 12:24 PM	08:00	6.68 pH	61.50 °F	787.67 µS/cm	0.06 mg/L	87.73 NTU	106.5 mV	9.27 ft	250.00 ml/min
7/7/2023 12:25 PM	09:00	6.59 pH	59.26 °F	787.10 µS/cm	0.03 mg/L	85.04 NTU	110.8 mV	9.27 ft	250.00 ml/min
7/7/2023 12:26 PM	10:00	6.59 pH	59.06 °F	788.69 µS/cm	0.02 mg/L	89.53 NTU	109.8 mV	9.27 ft	250.00 ml/min
7/7/2023 12:27 PM	11:00	6.57 pH	58.67 °F	785.73 µS/cm	0.00 mg/L	92.26 NTU	110.4 mV	9.27 ft	250.00 ml/min
7/7/2023 12:28 PM	12:00	6.55 pH	58.49 °F	779.35 µS/cm	0.00 mg/L	96.84 NTU	110.6 mV	9.27 ft	250.00 ml/min

7/7/2023 12:29 PM	12:50	6.53 pH	58.35 °F	780.42 µS/cm	0.00 mg/L	97.93 NTU	110.1 mV	9.27 ft	250.00 ml/min
7/7/2023 12:30 PM	13:50	6.55 pH	58.25 °F	777.20 µS/cm	0.00 mg/L	99.98 NTU	109.4 mV	9.27 ft	250.00 ml/min
7/7/2023 12:31 PM	14:50	6.54 pH	58.27 °F	773.92 µS/cm	0.00 mg/L	100.35 NTU	109.2 mV	9.27 ft	250.00 ml/min

Samples

Sample ID:	Description:

Created using VuSitu from In-Situ, Inc.

Low-Flow Test Report:

Test Date / Time: 7/12/2023 12:12:56 PM
Project: HRID 3Q2023 MW-12
Operator Name: Kilauren Driscoll

Location Name: HRID **Well Diameter: 2 in** **Casing Type: PVC Sch. 40** **Screen Length: 10 ft** **Top of Screen: 5 ft** **Total Depth: 15.92 ft** **Initial Depth to Water: 11.07 ft**	**Pump Type: SS Monsoon Pro XL** **Tubing Type: Poly** **Pump Intake From TOC: 13 ft** **Estimated Total Volume Pumped: 4000 ml** **Flow Cell Volume: 130 ml** **Final Flow Rate: 250 ml/min** **Final Draw Down: 11.2 ft**	**Instrument Used: Aqua TROLL 500** **Serial Number: 913928**

Test Notes:
VOCs. Yellow tint no odor

Weather Conditions:
82 degrees Sunny

Low-Flow Readings:

Date Time	Elapsed Time	pH	Temperature	Specific Conductivity	RDO Concentration	Turbidity	ORP	Depth to Water	Flow
		+/- 0.1	+/- 3 %	+/- 3 %	+/- 10 %	+/- 10 %	+/- 10		
7/12/2023 12:12 PM	00:00	6.83 pH	64.47 °F	756.55 µS/cm	3.15 mg/L	117.84 NTU	44.1 mV	11.07 ft	250.00 ml/min
7/12/2023 12:13 PM	01:00	6.81 pH	63.25 °F	775.21 µS/cm	1.63 mg/L	192.45 NTU	46.1 mV	11.07 ft	250.00 ml/min
7/12/2023 12:14 PM	02:00	6.76 pH	62.74 °F	777.28 µS/cm	1.14 mg/L	106.99 NTU	48.7 mV	11.07 ft	250.00 ml/min
7/12/2023 12:15 PM	03:00	6.73 pH	62.39 °F	778.71 µS/cm	1.01 mg/L	51.50 NTU	50.7 mV	11.07 ft	250.00 ml/min
7/12/2023 12:16 PM	04:00	6.69 pH	62.03 °F	778.51 µS/cm	1.01 mg/L	18.88 NTU	53.2 mV	11.07 ft	250.00 ml/min
7/12/2023 12:17 PM	05:00	6.66 pH	61.86 °F	778.33 µS/cm	1.05 mg/L	13.44 NTU	54.4 mV	11.07 ft	250.00 ml/min
7/12/2023 12:18 PM	06:00	6.63 pH	61.98 °F	778.07 µS/cm	1.08 mg/L	13.80 NTU	55.9 mV	11.07 ft	250.00 ml/min
7/12/2023 12:19 PM	07:00	6.61 pH	62.14 °F	777.55 µS/cm	1.10 mg/L	15.20 NTU	57.6 mV	11.07 ft	250.00 ml/min
7/12/2023 12:20 PM	08:00	6.57 pH	62.94 °F	776.36 µS/cm	1.13 mg/L	16.43 NTU	59.1 mV	11.07 ft	250.00 ml/min
7/12/2023 12:21 PM	09:00	6.56 pH	63.47 °F	771.89 µS/cm	1.11 mg/L	16.68 NTU	60.1 mV	11.07 ft	250.00 ml/min
7/12/2023 12:22 PM	10:00	6.56 pH	64.19 °F	771.95 µS/cm	1.11 mg/L	17.68 NTU	60.0 mV	11.07 ft	250.00 ml/min
7/12/2023 12:23 PM	11:00	6.54 pH	61.61 °F	781.72 µS/cm	1.19 mg/L	14.89 NTU	61.8 mV	11.07 ft	250.00 ml/min
7/12/2023 12:24 PM	12:00	6.53 pH	61.20 °F	778.37 µS/cm	1.21 mg/L	13.62 NTU	63.0 mV	11.07 ft	250.00 ml/min

7/12/2023 12:25 PM	13:00	6.53 pH	60.84 °F	777.32 µS/cm	1.19 mg/L	15.23 NTU	63.6 mV	11.07 ft	250.00 ml/min
7/12/2023 12:26 PM	14:00	6.52 pH	60.68 °F	777.34 µS/cm	1.17 mg/L	16.51 NTU	64.6 mV	11.07 ft	250.00 ml/min
7/12/2023 12:27 PM	15:00	6.50 pH	60.67 °F	778.53 µS/cm	1.17 mg/L	17.94 NTU	65.2 mV	11.07 ft	250.00 ml/min
7/12/2023 12:28 PM	16:00	6.50 pH	61.04 °F	778.50 µS/cm	1.21 mg/L	18.90 NTU	66.0 mV	11.07 ft	250.00 ml/min

Samples

Sample ID:	Description:

Low-Flow Test Report:

Test Date / Time: 7/12/2023 11:47:24 AM
Project: HRID 3Q2023 MW-12D
Operator Name: Kilauren Driscoll

Location Name: HRID **Well Diameter: 2 in** **Casing Type: PVC Sch. 40** **Screen Length: 10 ft** **Top of Screen: 17 ft** **Total Depth: 27.49 ft** **Initial Depth to Water: 10.62 ft**	**Pump Type: SS Monsoon Pro XL** **Tubing Type: Poly** **Pump Intake From TOC: 19 ft** **Estimated Total Volume Pumped: 3750 ml** **Flow Cell Volume: 130 ml** **Final Flow Rate: 250 ml/min** **Final Draw Down: 10.72 ft**	**Instrument Used: Aqua TROLL 500** **Serial Number: 913928**

Test Notes:
VOCs. Dark gray tint, no odor

Weather Conditions:
79 degrees Sunny

Low-Flow Readings:

Date Time	Elapsed Time	pH	Temperature	Specific Conductivity	RDO Concentration	Turbidity	ORP	Depth to Water	Flow
		+/- 0.1	+/- 3 %	+/- 3 %	+/- 10 %	+/- 10 %	+/- 10		
7/12/2023 11:47 AM	00:00	6.83 pH	60.09 °F	89.03 µS/cm	2.99 mg/L	18.48 NTU	94.4 mV	10.62 ft	250.00 ml/min
7/12/2023 11:48 AM	01:00	6.72 pH	58.25 °F	195.43 µS/cm	1.37 mg/L	11.64 NTU	88.1 mV	10.62 ft	250.00 ml/min
7/12/2023 11:49 AM	02:00	6.87 pH	57.78 °F	568.07 µS/cm	0.63 mg/L	14.02 NTU	86.7 mV	10.62 ft	250.00 ml/min
7/12/2023 11:50 AM	03:00	6.93 pH	57.56 °F	612.73 µS/cm	0.31 mg/L	17.94 NTU	86.8 mV	10.62 ft	250.00 ml/min
7/12/2023 11:51 AM	04:00	6.95 pH	57.48 °F	604.11 µS/cm	0.17 mg/L	19.67 NTU	85.8 mV	10.62 ft	250.00 ml/min
7/12/2023 11:52 AM	05:00	6.96 pH	57.42 °F	607.42 µS/cm	0.11 mg/L	19.62 NTU	84.9 mV	10.62 ft	250.00 ml/min
7/12/2023 11:53 AM	06:00	6.98 pH	57.46 °F	620.20 µS/cm	0.07 mg/L	19.83 NTU	83.6 mV	10.62 ft	250.00 ml/min
7/12/2023 11:54 AM	07:00	7.00 pH	57.40 °F	627.61 µS/cm	0.05 mg/L	19.96 NTU	82.3 mV	10.62 ft	250.00 ml/min
7/12/2023 11:55 AM	08:00	7.00 pH	57.40 °F	634.08 µS/cm	0.03 mg/L	19.27 NTU	81.5 mV	10.62 ft	250.00 ml/min
7/12/2023 11:56 AM	09:00	7.01 pH	57.40 °F	638.87 µS/cm	0.02 mg/L	18.79 NTU	80.1 mV	10.62 ft	250.00 ml/min
7/12/2023 11:57 AM	10:00	7.01 pH	57.43 °F	643.40 µS/cm	0.01 mg/L	18.64 NTU	79.2 mV	10.62 ft	250.00 ml/min
7/12/2023 11:58 AM	11:00	7.02 pH	57.44 °F	645.25 µS/cm	0.00 mg/L	18.80 NTU	77.2 mV	10.62 ft	250.00 ml/min
7/12/2023 11:59 AM	12:00	7.03 pH	57.45 °F	648.75 µS/cm	0.00 mg/L	18.87 NTU	75.6 mV	10.62 ft	250.00 ml/min

7/12/2023 12:00 PM	13:00	7.03 pH	57.43 °F	650.89 µS/cm	0.00 mg/L	18.33 NTU	73.9 mV	10.62 ft	250.00 ml/min
7/12/2023 12:01 PM	14:00	7.03 pH	57.46 °F	653.81 µS/cm	0.00 mg/L	19.11 NTU	71.3 mV	10.62 ft	250.00 ml/min
7/12/2023 12:02 PM	15:00	7.03 pH	57.47 °F	655.89 µS/cm	0.00 mg/L	19.02 NTU	69.2 mV	10.62 ft	250.00 ml/min

Samples

Sample ID:	Description:

Created using VuSitu from In-Situ, Inc.

Low-Flow Test Report:

Test Date / Time: 7/12/2023 8:04:24 AM
Project: HRID 3Q2023 MW-14
Operator Name: Kilauren Driscoll

Location Name: HRID **Well Diameter: 2 in** **Casing Type: PVC Sch. 40** **Screen Length: 10 ft** **Top of Screen: 9 ft** **Total Depth: 19.96 ft** **Initial Depth to Water: 13.39 ft**	**Pump Type: SS Monsoon Pro XL** **Tubing Type: Poly** **Pump Intake From TOC: 16 ft** **Estimated Total Volume Pumped: 5000 ml** **Flow Cell Volume: 130 ml** **Final Flow Rate: 250 ml/min** **Final Draw Down: 0 ft**	**Instrument Used: Aqua TROLL 500** **Serial Number: 913928**

Test Notes:
VOCs. Clear no odor. No water level reading.

Weather Conditions:
66 degrees Sunny

Low-Flow Readings:

Date Time	Elapsed Time	pH	Temperature	Specific Conductivity	RDO Concentration	Turbidity	ORP	Depth to Water	Flow
		+/- 0.1	+/- 3 %	+/- 3 %	+/- 10 %	+/- 10 %	+/- 10		
7/12/2023 8:04 AM	00:00	6.75 pH	61.32 °F	419.87 µS/cm	6.37 mg/L	75.77 NTU	181.7 mV	13.39 ft	250.00 ml/min
7/12/2023 8:05 AM	01:00	6.90 pH	58.89 °F	430.93 µS/cm	2.41 mg/L	82.48 NTU	176.6 mV	13.39 ft	250.00 ml/min
7/12/2023 8:06 AM	02:00	6.90 pH	58.38 °F	435.42 µS/cm	1.16 mg/L	53.37 NTU	175.9 mV	13.39 ft	250.00 ml/min
7/12/2023 8:07 AM	03:00	6.91 pH	58.17 °F	435.07 µS/cm	0.55 mg/L	19.84 NTU	175.3 mV	13.39 ft	250.00 ml/min
7/12/2023 8:08 AM	04:00	6.92 pH	58.02 °F	429.00 µS/cm	0.30 mg/L	12.54 NTU	174.5 mV	13.39 ft	250.00 ml/min
7/12/2023 8:09 AM	05:00	6.94 pH	58.00 °F	426.43 µS/cm	0.18 mg/L	14.99 NTU	172.5 mV	13.39 ft	250.00 ml/min
7/12/2023 8:10 AM	06:00	6.91 pH	57.93 °F	425.61 µS/cm	0.12 mg/L	15.94 NTU	172.7 mV	13.39 ft	250.00 ml/min
7/12/2023 8:11 AM	07:00	6.93 pH	57.91 °F	425.43 µS/cm	0.09 mg/L	17.41 NTU	170.8 mV	13.39 ft	250.00 ml/min
7/12/2023 8:12 AM	08:00	6.94 pH	57.95 °F	423.97 µS/cm	0.07 mg/L	18.47 NTU	169.3 mV	13.39 ft	250.00 ml/min
7/12/2023 8:13 AM	09:00	6.94 pH	58.02 °F	423.55 µS/cm	0.06 mg/L	19.25 NTU	168.3 mV	13.39 ft	250.00 ml/min
7/12/2023 8:14 AM	10:00	6.93 pH	58.03 °F	424.02 µS/cm	0.05 mg/L	19.95 NTU	167.6 mV	13.39 ft	250.00 ml/min
7/12/2023 8:15 AM	11:00	6.92 pH	57.98 °F	425.16 µS/cm	0.04 mg/L	19.74 NTU	166.7 mV	13.39 ft	250.00 ml/min
7/12/2023 8:16 AM	12:00	6.92 pH	57.93 °F	425.06 µS/cm	0.03 mg/L	20.27 NTU	165.7 mV	13.39 ft	250.00 ml/min

7/12/2023 8:17 AM	13:00	6.92 pH	57.84 °F	426.06 µS/cm	0.03 mg/L	19.32 NTU	165.0 mV	13.39 ft	250.00 ml/min
7/12/2023 8:18 AM	14:00	6.93 pH	57.84 °F	428.19 µS/cm	0.02 mg/L	20.53 NTU	163.2 mV	13.39 ft	250.00 ml/min
7/12/2023 8:19 AM	15:00	6.93 pH	57.80 °F	428.00 µS/cm	0.02 mg/L	20.52 NTU	161.9 mV	13.39 ft	250.00 ml/min
7/12/2023 8:20 AM	16:00	6.94 pH	57.82 °F	429.45 µS/cm	0.01 mg/L	20.91 NTU	160.3 mV	13.39 ft	250.00 ml/min
7/12/2023 8:21 AM	17:00	6.96 pH	57.97 °F	429.87 µS/cm	0.01 mg/L	21.05 NTU	158.2 mV	13.39 ft	250.00 ml/min
7/12/2023 8:22 AM	18:00	6.96 pH	58.23 °F	430.60 µS/cm	0.01 mg/L	20.94 NTU	156.9 mV	13.39 ft	250.00 ml/min
7/12/2023 8:23 AM	19:00	6.95 pH	58.31 °F	430.31 µS/cm	0.01 mg/L	20.87 NTU	156.6 mV	13.39 ft	250.00 ml/min
7/12/2023 8:24 AM	20:00	6.94 pH	58.34 °F	429.85 µS/cm	0.01 mg/L	20.93 NTU	155.9 mV	13.39 ft	250.00 ml/min

Samples

Sample ID:	Description:

Low-Flow Test Report:

Test Date / Time: 7/12/2023 7:33:19 AM
Project: HRID 3Q2023 MW-14D
Operator Name: Kilauren Driscoll

Location Name: HRID **Well Diameter: 2 in** **Casing Type: PVC Sch. 40** **Screen Length: 10 ft** **Top of Screen: 21 ft** **Total Depth: 31.47 ft** **Initial Depth to Water: 10.49 ft**	**Pump Type: SS Monsoon Pro XL** **Tubing Type: Poly** **Pump Intake From TOC: 21 ft** **Estimated Total Volume Pumped: 4750 ml** **Flow Cell Volume: 130 ml** **Final Flow Rate: 250 ml/min** **Final Draw Down: 0 ft**	**Instrument Used: Aqua TROLL 500** **Serial Number: 913928**

Test Notes:
VOCs. Murky brown slight sulfur like odor. No drawdown reading.

Weather Conditions:
66 degrees Sunny

Low-Flow Readings:

Date Time	Elapsed Time	pH	Temperature	Specific Conductivity	RDO Concentration	Turbidity	ORP	Depth to Water	Flow
		+/- 0.1	+/- 3 %	+/- 3 %	+/- 10 %	+/- 10 %	+/- 10		
7/12/2023 7:33 AM	00:00	6.70 pH	64.07 °F	627.77 µS/cm	5.66 mg/L	17.27 NTU	189.4 mV	10.49 ft	250.00 ml/min
7/12/2023 7:34 AM	01:00	6.75 pH	58.96 °F	655.85 µS/cm	2.20 mg/L	19.72 NTU	194.3 mV	10.49 ft	250.00 ml/min
7/12/2023 7:35 AM	02:00	6.75 pH	57.53 °F	668.22 µS/cm	1.05 mg/L	22.52 NTU	194.2 mV	10.49 ft	250.00 ml/min
7/12/2023 7:36 AM	03:00	6.73 pH	57.16 °F	671.43 µS/cm	0.47 mg/L	19.48 NTU	193.7 mV	10.49 ft	250.00 ml/min
7/12/2023 7:37 AM	04:00	6.71 pH	57.11 °F	671.73 µS/cm	0.25 mg/L	16.69 NTU	193.4 mV	10.49 ft	250.00 ml/min
7/12/2023 7:38 AM	05:00	6.70 pH	57.15 °F	669.56 µS/cm	0.15 mg/L	138.55 NTU	192.2 mV	10.49 ft	250.00 ml/min
7/12/2023 7:39 AM	06:00	6.67 pH	57.26 °F	665.99 µS/cm	0.10 mg/L	143.30 NTU	192.1 mV	10.49 ft	250.00 ml/min
7/12/2023 7:40 AM	07:00	6.67 pH	57.28 °F	662.26 µS/cm	0.07 mg/L	73.88 NTU	190.8 mV	10.49 ft	250.00 ml/min
7/12/2023 7:41 AM	08:00	6.67 pH	57.34 °F	661.77 µS/cm	0.05 mg/L	58.19 NTU	189.3 mV	10.49 ft	250.00 ml/min
7/12/2023 7:42 AM	09:00	6.64 pH	57.39 °F	660.73 µS/cm	0.04 mg/L	24.76 NTU	189.4 mV	10.49 ft	250.00 ml/min
7/12/2023 7:43 AM	10:00	6.62 pH	57.38 °F	661.28 µS/cm	0.03 mg/L	16.48 NTU	188.9 mV	10.49 ft	250.00 ml/min
7/12/2023 7:44 AM	11:00	6.61 pH	57.35 °F	661.03 µS/cm	0.03 mg/L	15.15 NTU	188.9 mV	10.49 ft	250.00 ml/min
7/12/2023 7:45 AM	12:00	6.58 pH	57.31 °F	661.25 µS/cm	0.02 mg/L	13.61 NTU	189.0 mV	10.49 ft	250.00 ml/min

7/12/2023 7:46 AM	13:00	6.59 pH	57.32 °F	661.48 µS/cm	0.01 mg/L	13.93 NTU	187.6 mV	10.49 ft	250.00 ml/min
7/12/2023 7:47 AM	14:00	6.58 pH	57.35 °F	661.03 µS/cm	0.01 mg/L	14.49 NTU	186.8 mV	10.49 ft	250.00 ml/min
7/12/2023 7:48 AM	15:00	6.56 pH	57.33 °F	661.30 µS/cm	0.01 mg/L	14.81 NTU	187.2 mV	10.49 ft	250.00 ml/min
7/12/2023 7:49 AM	16:00	6.56 pH	57.29 °F	660.91 µS/cm	0.00 mg/L	15.16 NTU	186.1 mV	10.49 ft	250.00 ml/min
7/12/2023 7:50 AM	17:00	6.58 pH	57.33 °F	660.62 µS/cm	0.00 mg/L	16.06 NTU	184.4 mV	10.49 ft	250.00 ml/min
7/12/2023 7:51 AM	18:00	6.58 pH	57.40 °F	659.84 µS/cm	0.00 mg/L	17.96 NTU	183.2 mV	10.49 ft	250.00 ml/min
7/12/2023 7:52 AM	19:00	6.58 pH	57.50 °F	659.88 µS/cm	0.00 mg/L	17.89 NTU	182.4 mV	10.49 ft	250.00 ml/min

Samples

Sample ID:	Description:

Low-Flow Test Report:

Test Date / Time: 7/12/2023 8:50:13 AM
Project: HRID 3Q2023 MW-15
Operator Name: Kilauren Driscoll

Location Name: HRID **Well Diameter: 2 in** **Casing Type: PVC Sch. 40** **Screen Length: 10 ft** **Top of Screen: 10 ft** **Total Depth: 20.93 ft** **Initial Depth to Water: 14.35 ft**	**Pump Type: SS Monsoon Pro XL** **Tubing Type: Poly** **Pump Intake From TOC: 17 ft** **Estimated Total Volume Pumped: 5000 ml** **Flow Cell Volume: 130 ml** **Final Flow Rate: 250 ml/min** **Final Draw Down: 14.48 ft**	**Instrument Used: Aqua TROLL 500** **Serial Number: 913928**

Test Notes:
VOCs. Clear no odor

Weather Conditions:
71 degrees Sunny

Low-Flow Readings:

Date Time	Elapsed Time	pH	Temperature	Specific Conductivity	RDO Concentration	Turbidity	ORP	Depth to Water	Flow
		+/- 0.1	+/- 3 %	+/- 3 %	+/- 10 %	+/- 10 %	+/- 10		
7/12/2023 8:50 AM	00:00	7.05 pH	56.93 °F	557.16 µS/cm	4.14 mg/L	33.07 NTU	151.6 mV	14.35 ft	250.00 ml/min
7/12/2023 8:51 AM	01:00	7.07 pH	56.53 °F	579.77 µS/cm	2.39 mg/L	30.96 NTU	150.4 mV	14.35 ft	250.00 ml/min
7/12/2023 8:52 AM	02:00	7.02 pH	56.66 °F	615.40 µS/cm	1.56 mg/L	26.69 NTU	150.9 mV	14.35 ft	250.00 ml/min
7/12/2023 8:53 AM	03:00	6.97 pH	56.24 °F	633.30 µS/cm	1.09 mg/L	36.22 NTU	152.4 mV	14.35 ft	250.00 ml/min
7/12/2023 8:54 AM	04:00	6.94 pH	56.06 °F	635.59 µS/cm	0.79 mg/L	42.55 NTU	152.7 mV	14.35 ft	250.00 ml/min
7/12/2023 8:55 AM	05:00	6.90 pH	55.82 °F	646.60 µS/cm	0.61 mg/L	30.77 NTU	153.8 mV	14.35 ft	250.00 ml/min
7/12/2023 8:56 AM	06:00	6.87 pH	55.59 °F	647.48 µS/cm	0.49 mg/L	32.31 NTU	154.1 mV	14.35 ft	250.00 ml/min
7/12/2023 8:57 AM	07:00	6.83 pH	55.32 °F	655.93 µS/cm	0.41 mg/L	27.37 NTU	155.1 mV	14.35 ft	250.00 ml/min
7/12/2023 8:58 AM	08:00	6.82 pH	54.93 °F	652.98 µS/cm	0.37 mg/L	24.51 NTU	155.1 mV	14.35 ft	250.00 ml/min
7/12/2023 8:59 AM	09:00	6.80 pH	54.77 °F	666.32 µS/cm	0.33 mg/L	11.31 NTU	154.6 mV	14.35 ft	250.00 ml/min
7/12/2023 9:00 AM	10:00	6.79 pH	54.66 °F	663.41 µS/cm	0.30 mg/L	11.52 NTU	154.2 mV	14.35 ft	250.00 ml/min
7/12/2023 9:01 AM	11:00	6.78 pH	54.63 °F	664.79 µS/cm	0.26 mg/L	13.71 NTU	154.1 mV	14.35 ft	250.00 ml/min
7/12/2023 9:02 AM	12:00	6.77 pH	54.53 °F	664.59 µS/cm	0.23 mg/L	15.16 NTU	153.5 mV	14.35 ft	250.00 ml/min

7/12/2023 9:03 AM	13:00	6.77 pH	54.66 °F	667.99 µS/cm	0.21 mg/L	15.96 NTU	152.2 mV	14.35 ft	250.00 ml/min
7/12/2023 9:04 AM	14:00	6.75 pH	54.79 °F	670.56 µS/cm	0.19 mg/L	17.01 NTU	151.9 mV	14.35 ft	250.00 ml/min
7/12/2023 9:05 AM	15:00	6.74 pH	54.74 °F	664.96 µS/cm	0.18 mg/L	17.38 NTU	151.5 mV	14.35 ft	250.00 ml/min
7/12/2023 9:06 AM	16:00	6.73 pH	54.69 °F	663.42 µS/cm	0.17 mg/L	17.81 NTU	151.5 mV	14.35 ft	250.00 ml/min
7/12/2023 9:07 AM	17:00	6.72 pH	54.69 °F	667.32 µS/cm	0.16 mg/L	18.11 NTU	150.5 mV	14.35 ft	250.00 ml/min
7/12/2023 9:08 AM	18:00	6.72 pH	54.65 °F	667.24 µS/cm	0.15 mg/L	18.27 NTU	150.2 mV	14.35 ft	250.00 ml/min
7/12/2023 9:09 AM	19:00	6.71 pH	54.61 °F	665.99 µS/cm	0.15 mg/L	18.41 NTU	150.0 mV	14.35 ft	250.00 ml/min
7/12/2023 9:10 AM	20:00	6.70 pH	54.63 °F	668.39 µS/cm	0.14 mg/L	18.34 NTU	149.3 mV	14.35 ft	250.00 ml/min

Samples

Sample ID:	Description:

Low-Flow Test Report:

Test Date / Time: 7/12/2023 9:21:22 AM
Project: HRID 3Q2023 MW-15D
Operator Name: Kilauren Driscoll

Location Name: HRID **Well Diameter: 2 in** **Casing Type: PVC Sch. 40** **Screen Length: 10 ft** **Top of Screen: 40 ft** **Total Depth: 50.18 ft** **Initial Depth to Water: 13.8 ft**	**Pump Type: SS Monsoon Pro XL** **Tubing Type: Poly** **Pump Intake From TOC: 32 ft** **Estimated Total Volume Pumped: 5250 ml** **Flow Cell Volume: 130 ml** **Final Flow Rate: 250 ml/min** **Final Draw Down: 0 ft**	**Instrument Used: Aqua TROLL 500** **Serial Number: 913928**

Test Notes:
VOCs. Clear no odor. Unable to obtain drawdown measurement

Weather Conditions:
72 degrees Sunny

Low-Flow Readings:

Date Time	Elapsed Time	pH	Temperature	Specific Conductivity	RDO Concentration	Turbidity	ORP	Depth to Water	Flow
		+/- 0.1	+/- 3 %	+/- 3 %	+/- 10 %	+/- 10 %	+/- 10		
7/12/2023 9:21 AM	00:00	6.88 pH	61.32 °F	633.50 µS/cm	7.25 mg/L	27.73 NTU	149.4 mV	13.80 ft	250.00 ml/min
7/12/2023 9:22 AM	01:00	7.05 pH	56.76 °F	656.44 µS/cm	5.52 mg/L	26.81 NTU	145.4 mV	13.80 ft	250.00 ml/min
7/12/2023 9:23 AM	02:00	7.00 pH	56.27 °F	671.19 µS/cm	4.16 mg/L	22.72 NTU	146.1 mV	13.80 ft	250.00 ml/min
7/12/2023 9:24 AM	03:00	6.90 pH	56.19 °F	692.36 µS/cm	2.36 mg/L	18.72 NTU	149.2 mV	13.80 ft	250.00 ml/min
7/12/2023 9:25 AM	04:00	6.84 pH	56.11 °F	701.51 µS/cm	1.23 mg/L	17.24 NTU	151.7 mV	13.80 ft	250.00 ml/min
7/12/2023 9:26 AM	05:00	6.83 pH	56.09 °F	705.74 µS/cm	0.61 mg/L	15.92 NTU	151.9 mV	13.80 ft	250.00 ml/min
7/12/2023 9:27 AM	06:00	6.80 pH	56.11 °F	708.69 µS/cm	0.32 mg/L	16.09 NTU	152.2 mV	13.80 ft	250.00 ml/min
7/12/2023 9:28 AM	07:00	6.78 pH	56.08 °F	712.29 µS/cm	0.19 mg/L	16.28 NTU	151.7 mV	13.80 ft	250.00 ml/min
7/12/2023 9:29 AM	08:00	6.76 pH	56.00 °F	714.56 µS/cm	0.13 mg/L	14.34 NTU	151.7 mV	13.80 ft	250.00 ml/min
7/12/2023 9:30 AM	09:00	6.75 pH	55.99 °F	716.45 µS/cm	0.09 mg/L	13.83 NTU	150.8 mV	13.80 ft	250.00 ml/min
7/12/2023 9:31 AM	10:00	6.74 pH	55.99 °F	716.92 µS/cm	0.07 mg/L	13.78 NTU	149.9 mV	13.80 ft	250.00 ml/min
7/12/2023 9:32 AM	11:00	6.72 pH	55.93 °F	717.54 µS/cm	0.05 mg/L	13.31 NTU	149.7 mV	13.80 ft	250.00 ml/min
7/12/2023 9:33 AM	12:00	6.71 pH	55.94 °F	718.50 µS/cm	0.04 mg/L	12.17 NTU	148.7 mV	13.80 ft	250.00 ml/min

7/12/2023 9:34 AM	13:00	6.70 pH	55.94 °F	719.02 µS/cm	0.03 mg/L	11.81 NTU	147.7 mV	13.80 ft	250.00 ml/min
7/12/2023 9:35 AM	14:00	6.69 pH	55.92 °F	719.68 µS/cm	0.02 mg/L	11.46 NTU	147.3 mV	13.80 ft	250.00 ml/min
7/12/2023 9:36 AM	15:00	6.68 pH	55.88 °F	720.05 µS/cm	0.02 mg/L	11.01 NTU	146.0 mV	13.80 ft	250.00 ml/min
7/12/2023 9:37 AM	16:00	6.68 pH	55.93 °F	720.07 µS/cm	0.01 mg/L	10.61 NTU	145.1 mV	13.80 ft	250.00 ml/min
7/12/2023 9:38 AM	17:00	6.66 pH	55.95 °F	720.32 µS/cm	0.01 mg/L	10.71 NTU	144.7 mV	13.80 ft	250.00 ml/min
7/12/2023 9:39 AM	18:00	6.66 pH	55.87 °F	720.32 µS/cm	0.01 mg/L	10.52 NTU	143.7 mV	13.80 ft	250.00 ml/min
7/12/2023 9:40 AM	19:00	6.65 pH	55.93 °F	720.18 µS/cm	0.00 mg/L	10.41 NTU	142.9 mV	13.80 ft	250.00 ml/min
7/12/2023 9:41 AM	20:00	6.65 pH	55.91 °F	720.61 µS/cm	0.00 mg/L	10.46 NTU	142.1 mV	13.80 ft	250.00 ml/min
7/12/2023 9:42 AM	21:00	6.65 pH	55.91 °F	720.56 µS/cm	0.00 mg/L	10.53 NTU	141.1 mV	13.80 ft	250.00 ml/min

Samples

Sample ID:	Description:

Low-Flow Test Report:

Test Date / Time: 7/7/2023 1:17:25 PM
Project: HRID 3Q2023 MW-29D
Operator Name: Kilauren Driscoll

Location Name: HRID **Well Diameter: 2 in** **Casing Type: PVC Sch. 40** **Screen Length: 10 ft** **Top of Screen: 30 ft** **Total Depth: 40.91 ft** **Initial Depth to Water: 11.77 ft**	**Pump Type: SS Monsoon Pro XL** **Tubing Type: Poly** **Pump Intake From TOC: 26 ft** **Estimated Total Volume Pumped: 3750 ml** **Flow Cell Volume: 130 ml** **Final Flow Rate: 250 ml/min** **Final Draw Down: 11.77 ft**	**Instrument Used: Aqua TROLL 500** **Serial Number: 913928**

Test Notes:
VOCs. Clear no odor

Weather Conditions:
81 degrees Sunny

Low-Flow Readings:

Date Time	Elapsed Time	pH	Temperature	Specific Conductivity	RDO Concentration	Turbidity	ORP	Depth to Water	Flow
		+/- 0.1	+/- 3 %	+/- 3 %	+/- 10 %	+/- 10 %	+/- 10		
7/7/2023 1:17 PM	00:00	6.92 pH	60.86 °F	649.88 µS/cm	2.33 mg/L	83.49 NTU	70.1 mV	11.77 ft	250.00 ml/min
7/7/2023 1:18 PM	01:00	6.92 pH	59.66 °F	656.11 µS/cm	1.04 mg/L	89.79 NTU	68.3 mV	11.77 ft	250.00 ml/min
7/7/2023 1:19 PM	02:00	6.86 pH	58.59 °F	658.84 µS/cm	0.45 mg/L	92.44 NTU	69.4 mV	11.77 ft	250.00 ml/min
7/7/2023 1:20 PM	03:00	6.80 pH	58.21 °F	659.34 µS/cm	0.22 mg/L	92.75 NTU	70.3 mV	11.77 ft	250.00 ml/min
7/7/2023 1:21 PM	04:00	6.77 pH	58.09 °F	660.96 µS/cm	0.13 mg/L	91.46 NTU	71.2 mV	11.77 ft	250.00 ml/min
7/7/2023 1:22 PM	05:00	6.72 pH	57.91 °F	667.24 µS/cm	0.08 mg/L	92.40 NTU	72.1 mV	11.77 ft	250.00 ml/min
7/7/2023 1:23 PM	06:00	6.67 pH	57.88 °F	676.22 µS/cm	0.06 mg/L	87.49 NTU	73.0 mV	11.77 ft	250.00 ml/min
7/7/2023 1:24 PM	07:00	6.63 pH	57.87 °F	679.73 µS/cm	0.04 mg/L	87.82 NTU	74.9 mV	11.77 ft	250.00 ml/min
7/7/2023 1:25 PM	08:00	6.58 pH	57.87 °F	681.91 µS/cm	0.03 mg/L	87.87 NTU	77.5 mV	11.77 ft	250.00 ml/min
7/7/2023 1:26 PM	09:00	6.56 pH	57.97 °F	683.16 µS/cm	0.02 mg/L	89.25 NTU	78.8 mV	11.77 ft	250.00 ml/min
7/7/2023 1:27 PM	10:00	6.53 pH	57.98 °F	683.43 µS/cm	0.01 mg/L	89.66 NTU	80.8 mV	11.77 ft	250.00 ml/min
7/7/2023 1:28 PM	11:00	6.53 pH	58.11 °F	683.90 µS/cm	0.01 mg/L	90.69 NTU	81.3 mV	11.77 ft	250.00 ml/min
7/7/2023 1:29 PM	12:00	6.50 pH	58.10 °F	683.68 µS/cm	0.00 mg/L	90.32 NTU	83.0 mV	11.77 ft	250.00 ml/min

7/7/2023 1:30 PM	13:00	6.48 pH	58.13 °F	684.22 µS/cm	0.00 mg/L	90.16 NTU	84.5 mV	11.77 ft	250.00 ml/min
7/7/2023 1:31 PM	14:00	6.48 pH	58.10 °F	684.22 µS/cm	0.00 mg/L	90.12 NTU	84.8 mV	11.77 ft	250.00 ml/min
7/7/2023 1:32 PM	15:00	6.46 pH	58.16 °F	684.47 µS/cm	0.00 mg/L	90.73 NTU	86.1 mV	11.77 ft	250.00 ml/min

Samples

Sample ID:	Description:

Low-Flow Test Report:

Test Date / Time: 7/11/2023 1:06:58 PM
Project: HRID 3Q2023 MW-22
Operator Name: Kilauren Driscoll

Location Name: HRID **Well Diameter: 2 in** **Casing Type: PVC Sch. 40** **Screen Length: 10 ft** **Top of Screen: 8 ft** **Total Depth: 18.28 ft** **Initial Depth to Water: 14.5 ft**	**Pump Type: SS Monsoon Pro XL** **Tubing Type: Poly** **Pump Intake From TOC: 16 ft** **Estimated Total Volume Pumped: 4250 ml** **Flow Cell Volume: 130 ml** **Final Flow Rate: 250 ml/min** **Final Draw Down: 14.6 ft**	**Instrument Used: Aqua TROLL 500** **Serial Number: 913928**

Test Notes:
VOCs. Clear no odor

Weather Conditions:
84 degrees Sunny

Low-Flow Readings:

Date Time	Elapsed Time	pH	Temperature	Specific Conductivity	RDO Concentration	Turbidity	ORP	Depth to Water	Flow
		+/- 0.1	+/- 3 %	+/- 3 %	+/- 10 %	+/- 10 %	+/- 10		
7/11/2023 1:06 PM	00:00	6.87 pH	63.74 °F	810.73 µS/cm	1.74 mg/L	62.08 NTU	70.0 mV	14.50 ft	250.00 ml/min
7/11/2023 1:07 PM	01:00	6.86 pH	62.37 °F	808.46 µS/cm	0.86 mg/L	46.62 NTU	71.3 mV	14.50 ft	250.00 ml/min
7/11/2023 1:08 PM	02:00	6.83 pH	62.21 °F	797.88 µS/cm	0.46 mg/L	32.94 NTU	73.0 mV	14.50 ft	250.00 ml/min
7/11/2023 1:09 PM	03:00	6.80 pH	62.24 °F	791.12 µS/cm	0.31 mg/L	27.59 NTU	74.1 mV	14.50 ft	250.00 ml/min
7/11/2023 1:10 PM	04:00	6.76 pH	61.77 °F	786.07 µS/cm	0.21 mg/L	26.03 NTU	75.9 mV	14.50 ft	250.00 ml/min
7/11/2023 1:11 PM	05:00	6.74 pH	61.68 °F	781.10 µS/cm	0.15 mg/L	26.08 NTU	77.0 mV	14.50 ft	250.00 ml/min
7/11/2023 1:12 PM	06:00	6.72 pH	61.72 °F	777.62 µS/cm	0.12 mg/L	26.50 NTU	77.3 mV	14.50 ft	250.00 ml/min
7/11/2023 1:13 PM	07:00	6.69 pH	60.84 °F	772.37 µS/cm	0.10 mg/L	31.23 NTU	79.1 mV	14.50 ft	250.00 ml/min
7/11/2023 1:14 PM	08:00	6.69 pH	59.79 °F	775.62 µS/cm	0.07 mg/L	32.21 NTU	79.2 mV	14.50 ft	250.00 ml/min
7/11/2023 1:15 PM	09:00	6.69 pH	59.42 °F	766.82 µS/cm	0.04 mg/L	36.47 NTU	79.6 mV	14.50 ft	250.00 ml/min
7/11/2023 1:16 PM	10:00	6.69 pH	58.96 °F	760.58 µS/cm	0.03 mg/L	42.03 NTU	79.4 mV	14.50 ft	250.00 ml/min
7/11/2023 1:17 PM	11:00	6.67 pH	58.90 °F	760.85 µS/cm	0.02 mg/L	41.52 NTU	80.2 mV	14.50 ft	250.00 ml/min
7/11/2023 1:18 PM	12:00	6.66 pH	58.65 °F	756.65 µS/cm	0.01 mg/L	41.30 NTU	80.6 mV	14.50 ft	250.00 ml/min

7/11/2023 1:19 PM	13:00	6.65 pH	58.70 °F	753.71 µS/cm	0.01 mg/L	43.21 NTU	81.0 mV	14.50 ft	250.00 ml/min
7/11/2023 1:20 PM	14:00	6.65 pH	59.03 °F	752.27 µS/cm	0.01 mg/L	43.75 NTU	80.6 mV	14.50 ft	250.00 ml/min
7/11/2023 1:21 PM	15:00	6.64 pH	59.37 °F	747.03 µS/cm	0.00 mg/L	44.81 NTU	81.0 mV	14.50 ft	250.00 ml/min
7/11/2023 1:22 PM	16:00	6.63 pH	59.83 °F	747.86 µS/cm	0.00 mg/L	45.56 NTU	81.1 mV	14.50 ft	250.00 ml/min
7/11/2023 1:23 PM	17:00	6.62 pH	60.32 °F	746.51 µS/cm	0.00 mg/L	46.70 NTU	81.4 mV	14.50 ft	250.00 ml/min

Samples

Sample ID:	Description:

Created using VuSitu from In-Situ, Inc.

Low-Flow Test Report:

Test Date / Time: 7/11/2023 1:33:11 PM
Project: HRID 3Q2023 MW-22D
Operator Name: Kilauren Driscoll

Location Name: HRID **Well Diameter: 2 in** **Casing Type: PVC Sch. 40** **Screen Length: 10 ft** **Top of Screen: 17 ft** **Total Depth: 27.28 ft** **Initial Depth to Water: 14.81 ft**	**Pump Type: SS Monsoon Pro XL** **Tubing Type: Poly** **Pump Intake From TOC: 21 ft** **Estimated Total Volume Pumped: 4250 ml** **Flow Cell Volume: 130 ml** **Final Flow Rate: 250 ml/min** **Final Draw Down: 14.91 ft**	**Instrument Used: Aqua TROLL 500** **Serial Number: 913928**

Test Notes:
VOCs. Clear no odor

Weather Conditions:
84 degrees Sunny

Low-Flow Readings:

Date Time	Elapsed Time	pH	Temperature	Specific Conductivity	RDO Concentration	Turbidity	ORP	Depth to Water	Flow
		+/- 0.1	+/- 3 %	+/- 3 %	+/- 10 %	+/- 10 %	+/- 10		
7/11/2023 1:33 PM	00:00	6.93 pH	64.78 °F	652.11 µS/cm	3.63 mg/L	53.13 NTU	74.7 mV	14.81 ft	250.00 ml/min
7/11/2023 1:34 PM	01:00	6.97 pH	59.91 °F	678.11 µS/cm	1.58 mg/L	37.89 NTU	73.7 mV	14.81 ft	250.00 ml/min
7/11/2023 1:35 PM	02:00	6.94 pH	59.32 °F	686.18 µS/cm	0.73 mg/L	28.74 NTU	74.0 mV	14.81 ft	250.00 ml/min
7/11/2023 1:36 PM	03:00	6.90 pH	59.03 °F	689.17 µS/cm	0.34 mg/L	64.51 NTU	75.4 mV	14.81 ft	250.00 ml/min
7/11/2023 1:37 PM	04:00	6.86 pH	58.76 °F	689.08 µS/cm	0.19 mg/L	44.93 NTU	76.5 mV	14.81 ft	250.00 ml/min
7/11/2023 1:38 PM	05:00	6.84 pH	58.90 °F	688.04 µS/cm	0.12 mg/L	27.10 NTU	76.5 mV	14.81 ft	250.00 ml/min
7/11/2023 1:39 PM	06:00	6.81 pH	58.67 °F	688.24 µS/cm	0.08 mg/L	22.72 NTU	77.4 mV	14.81 ft	250.00 ml/min
7/11/2023 1:40 PM	07:00	6.80 pH	59.02 °F	688.20 µS/cm	0.06 mg/L	24.16 NTU	77.0 mV	14.81 ft	250.00 ml/min
7/11/2023 1:41 PM	08:00	6.76 pH	58.83 °F	686.66 µS/cm	0.05 mg/L	28.11 NTU	78.6 mV	14.81 ft	250.00 ml/min
7/11/2023 1:42 PM	09:00	6.75 pH	58.64 °F	687.35 µS/cm	0.03 mg/L	31.98 NTU	78.5 mV	14.81 ft	250.00 ml/min
7/11/2023 1:43 PM	10:00	6.74 pH	58.59 °F	686.99 µS/cm	0.03 mg/L	36.46 NTU	78.7 mV	14.81 ft	250.00 ml/min
7/11/2023 1:44 PM	11:00	6.72 pH	58.54 °F	687.19 µS/cm	0.02 mg/L	34.89 NTU	79.1 mV	14.81 ft	250.00 ml/min
7/11/2023 1:45 PM	12:00	6.71 pH	58.48 °F	687.02 µS/cm	0.01 mg/L	37.27 NTU	79.6 mV	14.81 ft	250.00 ml/min

7/11/2023 1:46 PM	13:00	6.70 pH	58.46 °F	686.46 µS/cm	0.01 mg/L	38.86 NTU	79.5 mV	14.81 ft	250.00 ml/min
7/11/2023 1:47 PM	14:00	6.69 pH	58.33 °F	686.33 µS/cm	0.00 mg/L	41.11 NTU	80.0 mV	14.81 ft	250.00 ml/min
7/11/2023 1:48 PM	15:00	6.68 pH	58.32 °F	686.61 µS/cm	0.00 mg/L	42.85 NTU	80.4 mV	14.81 ft	250.00 ml/min
7/11/2023 1:49 PM	16:00	6.68 pH	58.27 °F	686.49 µS/cm	0.00 mg/L	43.56 NTU	80.1 mV	14.81 ft	250.00 ml/min
7/11/2023 1:50 PM	17:00	6.67 pH	58.34 °F	686.16 µS/cm	0.00 mg/L	44.26 NTU	80.4 mV	14.81 ft	250.00 ml/min

Samples

Sample ID:	Description:

Low-Flow Test Report:

Test Date / Time: 7/11/2023 8:58:36 AM
Project: HRID 3Q2023 MW-23
Operator Name: Kilauren Driscoll

Location Name: HRID MW-23 **Well Diameter: 2 in** **Casing Type: PVC sch 40** **Screen Length: 10 ft** **Top of Screen: 9 ft** **Total Depth: 19.27 ft** **Initial Depth to Water: 16.89 ft**	**Pump Type: SS Monsoon Pro XL** **Tubing Type: Poly** **Pump Intake From TOC: 18 ft** **Estimated Total Volume Pumped: 7750 ml** **Flow Cell Volume: 130 ml** **Final Flow Rate: 250 ml/min** **Final Draw Down: 17.37 ft**	**Instrument Used: Aqua TROLL 500** **Serial Number: 913928**

Test Notes:
VOCs. Very slow recharge, black, petroleum odor. Bailer sampled

Weather Conditions:
70 degrees Sunny

Low-Flow Readings:

Date Time	Elapsed Time	pH	Temperature	Specific Conductivity	RDO Concentration	Turbidity	ORP	Depth to Water	Flow
		+/- 0.1	+/- 3 %	+/- 3 %	+/- 10 %	+/- 10 %	+/- 10		
7/11/2023 8:58 AM	00:00	5.91 pH	71.65 °F	1,100.7 µS/cm	5.03 mg/L	96.05 NTU	235.0 mV	16.89 ft	250.00 ml/min
7/11/2023 8:59 AM	01:00	6.25 pH	68.63 °F	1,155.1 µS/cm	2.15 mg/L	156.75 NTU	237.7 mV	16.89 ft	250.00 ml/min
7/11/2023 9:00 AM	02:00	6.25 pH	68.98 °F	1,153.8 µS/cm	1.22 mg/L	161.68 NTU	236.1 mV	16.89 ft	250.00 ml/min
7/11/2023 9:01 AM	03:00	6.25 pH	69.93 °F	1,155.9 µS/cm	0.83 mg/L	163.48 NTU	231.9 mV	16.89 ft	250.00 ml/min
7/11/2023 9:02 AM	04:00	6.24 pH	70.18 °F	1,154.9 µS/cm	0.52 mg/L	174.22 NTU	227.8 mV	16.89 ft	250.00 ml/min
7/11/2023 9:03 AM	05:00	6.23 pH	70.50 °F	1,156.8 µS/cm	0.36 mg/L	161.73 NTU	223.3 mV	16.89 ft	250.00 ml/min
7/11/2023 9:04 AM	06:00	6.22 pH	70.78 °F	1,156.8 µS/cm	0.32 mg/L	182.20 NTU	218.8 mV	16.89 ft	250.00 ml/min
7/11/2023 9:05 AM	07:00	6.20 pH	71.15 °F	1,156.3 µS/cm	0.26 mg/L	173.95 NTU	214.2 mV	16.89 ft	250.00 ml/min
7/11/2023 9:06 AM	08:00	6.19 pH	71.53 °F	1,156.1 µS/cm	0.23 mg/L	173.78 NTU	209.1 mV	16.89 ft	250.00 ml/min
7/11/2023 9:07 AM	09:00	6.19 pH	71.93 °F	1,157.0 µS/cm	0.22 mg/L	155.12 NTU	202.6 mV	16.89 ft	250.00 ml/min
7/11/2023 9:08 AM	10:00	6.19 pH	72.22 °F	1,156.0 µS/cm	0.20 mg/L	183.91 NTU	196.1 mV	16.89 ft	250.00 ml/min
7/11/2023 9:09 AM	11:00	6.18 pH	72.56 °F	1,155.5 µS/cm	0.21 mg/L	177.97 NTU	189.4 mV	16.89 ft	250.00 ml/min
7/11/2023 9:10 AM	12:00	6.17 pH	72.71 °F	1,154.1 µS/cm	0.17 mg/L	180.94 NTU	182.0 mV	16.89 ft	250.00 ml/min

7/11/2023 9:11 AM	13:00	6.17 pH	72.86 °F	1,153.1 µS/cm	0.13 mg/L	161.89 NTU	173.9 mV	16.89 ft	250.00 ml/min
7/11/2023 9:12 AM	14:00	6.17 pH	72.97 °F	1,151.5 µS/cm	0.11 mg/L	190.03 NTU	165.8 mV	16.89 ft	250.00 ml/min
7/11/2023 9:13 AM	15:00	6.16 pH	73.12 °F	1,149.9 µS/cm	0.11 mg/L	182.29 NTU	157.6 mV	16.89 ft	250.00 ml/min
7/11/2023 9:14 AM	16:00	6.16 pH	73.27 °F	1,148.5 µS/cm	0.10 mg/L	185.00 NTU	149.5 mV	16.89 ft	250.00 ml/min
7/11/2023 9:15 AM	17:00	6.15 pH	73.31 °F	1,140.9 µS/cm	0.09 mg/L	170.07 NTU	141.7 mV	16.89 ft	250.00 ml/min
7/11/2023 9:16 AM	18:00	6.15 pH	73.53 °F	1,141.2 µS/cm	0.08 mg/L	182.29 NTU	133.8 mV	16.89 ft	250.00 ml/min
7/11/2023 9:17 AM	19:00	6.15 pH	73.71 °F	1,137.2 µS/cm	0.08 mg/L	179.69 NTU	126.7 mV	16.89 ft	250.00 ml/min
7/11/2023 9:18 AM	20:00	6.14 pH	73.82 °F	1,133.9 µS/cm	0.07 mg/L	185.09 NTU	120.6 mV	16.89 ft	250.00 ml/min
7/11/2023 9:19 AM	21:00	6.14 pH	73.93 °F	1,124.5 µS/cm	0.07 mg/L	175.56 NTU	114.6 mV	16.89 ft	250.00 ml/min
7/11/2023 9:20 AM	22:00	6.14 pH	74.07 °F	1,120.2 µS/cm	0.07 mg/L	171.34 NTU	109.2 mV	16.89 ft	250.00 ml/min
7/11/2023 9:21 AM	23:00	6.14 pH	74.18 °F	1,108.5 µS/cm	0.07 mg/L	163.42 NTU	104.4 mV	16.89 ft	250.00 ml/min
7/11/2023 9:22 AM	24:00	6.13 pH	74.33 °F	1,100.5 µS/cm	0.09 mg/L	156.77 NTU	100.1 mV	16.89 ft	250.00 ml/min
7/11/2023 9:23 AM	25:00	6.12 pH	74.53 °F	1,095.4 µS/cm	0.09 mg/L	153.03 NTU	96.2 mV	16.89 ft	250.00 ml/min
7/11/2023 9:24 AM	26:00	6.12 pH	74.77 °F	1,090.7 µS/cm	0.08 mg/L	136.78 NTU	92.5 mV	16.89 ft	250.00 ml/min
7/11/2023 9:25 AM	27:00	6.10 pH	74.98 °F	1,082.6 µS/cm	0.11 mg/L	141.09 NTU	90.1 mV	16.89 ft	250.00 ml/min
7/11/2023 9:26 AM	28:00	6.09 pH	75.24 °F	1,074.8 µS/cm	0.12 mg/L	125.89 NTU	87.4 mV	16.89 ft	250.00 ml/min
7/11/2023 9:27 AM	29:00	6.08 pH	75.44 °F	1,070.9 µS/cm	0.13 mg/L	128.03 NTU	84.6 mV	16.89 ft	250.00 ml/min
7/11/2023 9:28 AM	30:00	6.06 pH	75.81 °F	1,073.3 µS/cm	0.13 mg/L	119.01 NTU	82.7 mV	16.89 ft	250.00 ml/min
7/11/2023 9:29 AM	31:00	6.07 pH	76.02 °F	1,065.7 µS/cm	0.13 mg/L	112.43 NTU	79.7 mV	16.89 ft	250.00 ml/min

Samples

Sample ID:	Description:

Low-Flow Test Report:

Test Date / Time: 7/7/2023 7:27:03 AM
Project: HRID 3Q2023 MW-24
Operator Name: Kilauren Driscoll

Location Name: HRID **Well Diameter: 2 in** **Casing Type: PVC Sch. 40** **Screen Length: 10 ft** **Top of Screen: 10 ft** **Total Depth: 20.87 ft** **Initial Depth to Water: 17.85 ft**	**Pump Type: SS Monsoon Pro XL** **Tubing Type: Poly** **Pump Intake From TOC: 19 ft** **Estimated Total Volume Pumped: 5750 ml** **Flow Cell Volume: 130 ml** **Final Flow Rate: 250 ml/min** **Final Draw Down: 17.87 ft**	**Instrument Used: Aqua TROLL 500** **Serial Number: 913928**

Test Notes:
VOCs. Clear no odor

Weather Conditions:
64 degrees Sunny

Low-Flow Readings:

Date Time	Elapsed Time	pH	Temperature	Specific Conductivity	RDO Concentration	Turbidity	ORP	Depth to Water	Flow
		+/- 0.1	+/- 3 %	+/- 3 %	+/- 10 %	+/- 10 %	+/- 10		
7/7/2023 7:27 AM	00:00	7.67 pH	65.54 °F	964.11 µS/cm	5.54 mg/L	23.44 NTU	201.0 mV	17.85 ft	250.00 ml/min
7/7/2023 7:28 AM	01:00	6.79 pH	59.45 °F	948.63 µS/cm	1.98 mg/L	90.47 NTU	209.0 mV	17.85 ft	250.00 ml/min
7/7/2023 7:29 AM	02:00	6.56 pH	58.16 °F	950.74 µS/cm	0.90 mg/L	33.02 NTU	209.3 mV	17.85 ft	250.00 ml/min
7/7/2023 7:30 AM	03:00	6.45 pH	57.68 °F	949.47 µS/cm	0.48 mg/L	51.64 NTU	208.8 mV	17.85 ft	250.00 ml/min
7/7/2023 7:31 AM	04:00	6.37 pH	57.47 °F	939.32 µS/cm	0.35 mg/L	108.67 NTU	208.3 mV	17.85 ft	250.00 ml/min
7/7/2023 7:32 AM	05:00	6.36 pH	57.71 °F	910.90 µS/cm	0.28 mg/L	276.78 NTU	206.7 mV	17.85 ft	250.00 ml/min
7/7/2023 7:33 AM	06:00	6.27 pH	57.46 °F	925.42 µS/cm	0.22 mg/L	214.15 NTU	207.5 mV	17.85 ft	250.00 ml/min
7/7/2023 7:34 AM	07:00	6.26 pH	57.42 °F	904.83 µS/cm	0.22 mg/L	256.96 NTU	206.4 mV	17.85 ft	250.00 ml/min
7/7/2023 7:35 AM	08:00	6.26 pH	57.91 °F	893.85 µS/cm	0.20 mg/L	286.33 NTU	206.5 mV	17.85 ft	250.00 ml/min
7/7/2023 7:36 AM	09:00	6.24 pH	58.11 °F	881.00 µS/cm	0.12 mg/L	289.75 NTU	206.3 mV	17.85 ft	250.00 ml/min
7/7/2023 7:37 AM	10:00	6.21 pH	58.09 °F	891.73 µS/cm	0.09 mg/L	217.30 NTU	206.5 mV	17.85 ft	250.00 ml/min
7/7/2023 7:38 AM	11:00	6.19 pH	58.17 °F	892.77 µS/cm	0.09 mg/L	142.86 NTU	207.2 mV	17.85 ft	250.00 ml/min
7/7/2023 7:39 AM	12:00	6.18 pH	58.20 °F	895.68 µS/cm	0.08 mg/L	115.00 NTU	207.2 mV	17.85 ft	250.00 ml/min

7/7/2023 7:40 AM	13:00	6.18 pH	58.24 °F	889.08 µS/cm	0.08 mg/L	56.77 NTU	206.6 mV	17.85 ft	250.00 ml/min
7/7/2023 7:41 AM	14:00	6.15 pH	58.18 °F	891.05 µS/cm	0.07 mg/L	35.61 NTU	207.4 mV	17.85 ft	250.00 ml/min
7/7/2023 7:42 AM	15:00	6.16 pH	58.15 °F	890.96 µS/cm	0.08 mg/L	29.59 NTU	206.4 mV	17.85 ft	250.00 ml/min
7/7/2023 7:43 AM	16:00	6.14 pH	58.11 °F	894.03 µS/cm	0.08 mg/L	22.94 NTU	206.9 mV	17.85 ft	250.00 ml/min
7/7/2023 7:44 AM	17:00	6.13 pH	58.02 °F	891.82 µS/cm	0.09 mg/L	26.75 NTU	207.1 mV	17.85 ft	250.00 ml/min
7/7/2023 7:45 AM	18:00	6.15 pH	57.95 °F	886.29 µS/cm	0.10 mg/L	30.28 NTU	206.0 mV	17.85 ft	250.00 ml/min
7/7/2023 7:46 AM	19:00	6.14 pH	58.02 °F	882.71 µS/cm	0.10 mg/L	29.99 NTU	206.3 mV	17.85 ft	250.00 ml/min
7/7/2023 7:47 AM	20:00	6.12 pH	58.03 °F	879.79 µS/cm	0.08 mg/L	33.86 NTU	206.8 mV	17.85 ft	250.00 ml/min
7/7/2023 7:48 AM	21:00	6.14 pH	58.04 °F	866.03 µS/cm	0.07 mg/L	39.96 NTU	205.8 mV	17.85 ft	250.00 ml/min
7/7/2023 7:49 AM	22:00	6.14 pH	57.98 °F	851.13 µS/cm	0.07 mg/L	43.24 NTU	205.5 mV	17.85 ft	250.00 ml/min
7/7/2023 7:50 AM	23:00	6.12 pH	57.91 °F	851.82 µS/cm	0.07 mg/L	47.94 NTU	206.3 mV	17.85 ft	250.00 ml/min

Samples

Sample ID:	Description:

Low-Flow Test Report:

Test Date / Time: 7/10/2023 7:10:08 AM
Project: HRID 3Q2023 MW-26
Operator Name: Kilauren Driscoll

Location Name: HRID **Well Diameter: 2 in** **Casing Type: PVC Sch. 40** **Screen Length: 10 ft** **Top of Screen: 11 ft** **Total Depth: 21.27 ft** **Initial Depth to Water: 16.76 ft**	**Pump Type: SS Monsoon Pro XL** **Tubing Type: Poly** **Pump Intake From TOC: 19 ft** **Estimated Total Volume Pumped: 4500 ml** **Flow Cell Volume: 130 ml** **Final Flow Rate: 250 ml/min** **Final Draw Down: 16.82 ft**	**Instrument Used: Aqua TROLL 500** **Serial Number: 913928**

Test Notes:
VOCs. Brown no odor. White particles on surface

Weather Conditions:
61 degrees Sunny

Low-Flow Readings:

Date Time	Elapsed Time	pH	Temperature	Specific Conductivity	RDO Concentration	Turbidity	ORP	Depth to Water	Flow
		+/- 0.1	+/- 3 %	+/- 3 %	+/- 10 %	+/- 10 %	+/- 10		
7/10/2023 7:10 AM	00:00	7.14 pH	63.09 °F	1,091.1 µS/cm	6.36 mg/L	539.45 NTU	200.1 mV	16.76 ft	250.00 ml/min
7/10/2023 7:11 AM	01:00	6.86 pH	58.34 °F	1,051.1 µS/cm	2.38 mg/L	609.00 NTU	196.7 mV	16.76 ft	250.00 ml/min
7/10/2023 7:12 AM	02:00	6.68 pH	57.25 °F	1,027.8 µS/cm	1.17 mg/L	742.42 NTU	195.1 mV	16.76 ft	250.00 ml/min
7/10/2023 7:13 AM	03:00	6.58 pH	56.79 °F	996.00 µS/cm	0.66 mg/L	1,117.7 NTU	193.1 mV	16.76 ft	250.00 ml/min
7/10/2023 7:14 AM	04:00	6.55 pH	56.42 °F	909.72 µS/cm	0.49 mg/L	1,869.8 NTU	191.3 mV	16.76 ft	250.00 ml/min
7/10/2023 7:15 AM	05:00	6.54 pH	56.70 °F	888.49 µS/cm	0.44 mg/L	1,536.9 NTU	189.6 mV	16.76 ft	250.00 ml/min
7/10/2023 7:16 AM	06:00	6.52 pH	56.91 °F	865.40 µS/cm	0.44 mg/L	1,025.9 NTU	187.8 mV	16.76 ft	250.00 ml/min
7/10/2023 7:17 AM	07:00	6.51 pH	56.98 °F	858.90 µS/cm	0.44 mg/L	707.44 NTU	186.1 mV	16.76 ft	250.00 ml/min
7/10/2023 7:18 AM	08:00	6.47 pH	56.95 °F	847.03 µS/cm	0.46 mg/L	478.33 NTU	186.5 mV	16.76 ft	250.00 ml/min
7/10/2023 7:19 AM	09:00	6.43 pH	56.74 °F	847.85 µS/cm	0.47 mg/L	343.91 NTU	186.5 mV	16.76 ft	250.00 ml/min
7/10/2023 7:20 AM	10:00	6.44 pH	56.60 °F	827.15 µS/cm	0.50 mg/L	257.19 NTU	185.5 mV	16.76 ft	250.00 ml/min
7/10/2023 7:21 AM	11:00	6.42 pH	56.48 °F	825.69 µS/cm	0.52 mg/L	160.13 NTU	185.2 mV	16.76 ft	250.00 ml/min
7/10/2023 7:22 AM	12:00	6.43 pH	56.43 °F	814.77 µS/cm	0.55 mg/L	114.45 NTU	184.1 mV	16.76 ft	250.00 ml/min

7/10/2023 7:23 AM	13:00	6.42 pH	56.51 °F	810.84 µS/cm	0.58 mg/L	68.44 NTU	183.6 mV	16.76 ft	250.00 ml/min
7/10/2023 7:24 AM	14:00	6.40 pH	56.44 °F	809.81 µS/cm	0.60 mg/L	41.93 NTU	183.6 mV	16.76 ft	250.00 ml/min
7/10/2023 7:25 AM	15:00	6.39 pH	56.35 °F	805.16 µS/cm	0.63 mg/L	28.34 NTU	183.7 mV	16.76 ft	250.00 ml/min
7/10/2023 7:26 AM	16:00	6.39 pH	56.26 °F	802.04 µS/cm	0.65 mg/L	17.45 NTU	183.1 mV	16.76 ft	250.00 ml/min
7/10/2023 7:27 AM	17:00	6.40 pH	56.30 °F	796.03 µS/cm	0.68 mg/L	12.26 NTU	182.4 mV	16.76 ft	250.00 ml/min
7/10/2023 7:28 AM	18:00	6.39 pH	56.30 °F	796.46 µS/cm	0.70 mg/L	12.69 NTU	182.1 mV	16.76 ft	250.00 ml/min

Samples

Sample ID:	Description:

Low-Flow Test Report:

Test Date / Time: 7/7/2023 12:47:28 PM
Project: HRID 3Q2023 MW-29
Operator Name: Kilauren Driscoll

Location Name: HRID **Well Diameter: 2 in** **Casing Type: PVC Sch. 40** **Screen Length: 10 ft** **Top of Screen: 6 ft** **Total Depth: 16.69 ft** **Initial Depth to Water: 11.66 ft**	**Pump Type: SS Monsoon Pro XL** **Tubing Type: Poly** **Pump Intake From TOC: 14 ft** **Estimated Total Volume Pumped: 3750 ml** **Flow Cell Volume: 130 ml** **Final Flow Rate: 250 ml/min** **Final Draw Down: 11.67 ft**	**Instrument Used: Aqua TROLL 500** **Serial Number: 913928**

Test Notes:
VOCs. Yellow tint, no odor

Weather Conditions:
81 degrees Sunny

Low-Flow Readings:

Date Time	Elapsed Time	pH	Temperature	Specific Conductivity	RDO Concentration	Turbidity	ORP	Depth to Water	Flow
		+/- 0.1	+/- 3 %	+/- 3 %	+/- 10 %	+/- 10 %	+/- 10		
7/7/2023 12:47 PM	00:00	6.65 pH	71.01 °F	729.10 µS/cm	5.96 mg/L	27.27 NTU	95.6 mV	11.66 ft	250.00 ml/min
7/7/2023 12:48 PM	01:00	6.96 pH	60.53 °F	749.02 µS/cm	1.97 mg/L	209.17 NTU	82.5 mV	11.66 ft	250.00 ml/min
7/7/2023 12:49 PM	02:00	6.93 pH	59.58 °F	753.53 µS/cm	0.83 mg/L	178.79 NTU	83.1 mV	11.66 ft	250.00 ml/min
7/7/2023 12:50 PM	03:00	6.91 pH	59.22 °F	754.10 µS/cm	0.34 mg/L	142.79 NTU	81.7 mV	11.66 ft	250.00 ml/min
7/7/2023 12:51 PM	04:00	6.79 pH	58.79 °F	753.62 µS/cm	0.17 mg/L	61.82 NTU	86.8 mV	11.66 ft	250.00 ml/min
7/7/2023 12:52 PM	05:00	6.74 pH	58.61 °F	756.56 µS/cm	0.10 mg/L	24.07 NTU	89.1 mV	11.66 ft	250.00 ml/min
7/7/2023 12:53 PM	06:00	6.70 pH	58.50 °F	758.54 µS/cm	0.06 mg/L	41.12 NTU	89.7 mV	11.66 ft	250.00 ml/min
7/7/2023 12:54 PM	07:00	6.66 pH	58.53 °F	759.27 µS/cm	0.04 mg/L	57.73 NTU	90.7 mV	11.66 ft	250.00 ml/min
7/7/2023 12:55 PM	08:00	6.61 pH	58.50 °F	760.06 µS/cm	0.02 mg/L	60.81 NTU	92.8 mV	11.66 ft	250.00 ml/min
7/7/2023 12:56 PM	09:00	6.69 pH	58.85 °F	759.39 µS/cm	0.01 mg/L	65.15 NTU	88.1 mV	11.66 ft	250.00 ml/min
7/7/2023 12:57 PM	10:00	6.58 pH	58.76 °F	759.25 µS/cm	0.00 mg/L	67.97 NTU	93.2 mV	11.66 ft	250.00 ml/min
7/7/2023 12:58 PM	11:00	6.56 pH	58.95 °F	759.14 µS/cm	0.00 mg/L	65.01 NTU	94.2 mV	11.66 ft	250.00 ml/min
7/7/2023 12:59 PM	12:00	6.55 pH	58.67 °F	758.85 µS/cm	0.00 mg/L	73.57 NTU	94.3 mV	11.66 ft	250.00 ml/min

7/7/2023 1:00 PM	13:00	6.54 pH	59.05 °F	759.33 µS/cm	0.00 mg/L	72.07 NTU	94.5 mV	11.66 ft	250.00 ml/min
7/7/2023 1:01 PM	14:00	6.54 pH	59.03 °F	759.36 µS/cm	0.00 mg/L	73.83 NTU	94.0 mV	11.66 ft	250.00 ml/min
7/7/2023 1:02 PM	15:00	6.52 pH	58.81 °F	759.07 µS/cm	0.00 mg/L	78.59 NTU	94.7 mV	11.66 ft	250.00 ml/min

Samples

Sample ID:	Description:

Low-Flow Test Report:

Test Date / Time: 7/7/2023 11:46:41 AM
Project: HRID 3Q2023 MW-30
Operator Name: Kilauren Driscoll

Location Name: HRID MW-30 **Well Diameter: 2 in** **Casing Type: PVC sch 40** **Screen Length: 10 ft** **Top of Screen: 4 ft** **Total Depth: 13.99 ft** **Initial Depth to Water: 11.17 ft**	**Pump Type: SS Monsoon Pro XL** **Tubing Type: Poly** **Pump Intake From TOC: 12 ft** **Estimated Total Volume Pumped: 3750 ml** **Flow Cell Volume: 130 ml** **Final Flow Rate: 250 ml/min** **Final Draw Down: 11.22 ft**	**Instrument Used: Aqua TROLL 500** **Serial Number: 913928**

Test Notes:
VOCs. Yellow tint, no odor

Weather Conditions:
79 degrees Sunny

Low-Flow Readings:

Date Time	Elapsed Time	pH	Temperature	Specific Conductivity	RDO Concentration	Turbidity	ORP	Depth to Water	Flow
		+/- 0.1	+/- 3 %	+/- 3 %	+/- 10 %	+/- 10 %	+/- 10		
7/7/2023 11:46 AM	00:00	6.27 pH	67.98 °F	1,139.1 µS/cm	6.05 mg/L	38.36 NTU	192.1 mV	11.17 ft	250.00 ml/min
7/7/2023 11:47 AM	01:00	6.60 pH	61.18 °F	1,193.7 µS/cm	1.92 mg/L	43.16 NTU	193.4 mV	11.17 ft	250.00 ml/min
7/7/2023 11:48 AM	02:00	6.62 pH	59.74 °F	1,222.8 µS/cm	0.78 mg/L	60.59 NTU	193.8 mV	11.17 ft	250.00 ml/min
7/7/2023 11:49 AM	03:00	6.63 pH	59.28 °F	1,216.6 µS/cm	0.33 mg/L	71.59 NTU	192.9 mV	11.17 ft	250.00 ml/min
7/7/2023 11:50 AM	04:00	6.61 pH	59.17 °F	1,234.7 µS/cm	0.17 mg/L	75.44 NTU	193.0 mV	11.17 ft	250.00 ml/min
7/7/2023 11:51 AM	05:00	6.63 pH	59.16 °F	1,226.4 µS/cm	0.10 mg/L	79.88 NTU	190.8 mV	11.17 ft	250.00 ml/min
7/7/2023 11:52 AM	06:00	6.62 pH	58.97 °F	1,234.6 µS/cm	0.07 mg/L	81.69 NTU	189.0 mV	11.17 ft	250.00 ml/min
7/7/2023 11:53 AM	07:00	6.63 pH	59.09 °F	1,234.9 µS/cm	0.05 mg/L	83.72 NTU	186.8 mV	11.17 ft	250.00 ml/min
7/7/2023 11:54 AM	08:00	6.63 pH	59.25 °F	1,224.4 µS/cm	0.03 mg/L	85.17 NTU	184.7 mV	11.17 ft	250.00 ml/min
7/7/2023 11:55 AM	09:00	6.62 pH	59.52 °F	1,221.5 µS/cm	0.02 mg/L	86.09 NTU	182.3 mV	11.17 ft	250.00 ml/min
7/7/2023 11:56 AM	10:00	6.61 pH	60.04 °F	1,214.5 µS/cm	0.01 mg/L	87.54 NTU	180.2 mV	11.17 ft	250.00 ml/min
7/7/2023 11:57 AM	11:00	6.62 pH	59.95 °F	1,213.1 µS/cm	0.01 mg/L	88.06 NTU	176.6 mV	11.17 ft	250.00 ml/min
7/7/2023 11:58 AM	12:00	6.62 pH	60.29 °F	1,222.0 µS/cm	0.00 mg/L	87.18 NTU	173.0 mV	11.17 ft	250.00 ml/min

7/7/2023 11:59 AM	13:00	6.62 pH	61.18 °F	1,223.9 µS/cm	0.00 mg/L	86.54 NTU	169.8 mV	11.17 ft	250.00 ml/min
7/7/2023 12:00 PM	14:00	6.63 pH	61.74 °F	1,211.8 µS/cm	0.00 mg/L	88.62 NTU	166.1 mV	11.17 ft	250.00 ml/min
7/7/2023 12:01 PM	15:00	6.63 pH	62.38 °F	1,208.4 µS/cm	0.00 mg/L	89.47 NTU	161.7 mV	11.17 ft	250.00 ml/min

Samples

Sample ID:	Description:

Low-Flow Test Report:

Test Date / Time: 7/10/2023 7:44:01 AM
Project: HRID 3Q2023 MW-32
Operator Name: Kilauren Driscoll

Location Name: HRID **Well Diameter: 2 in** **Casing Type: PVC Sch. 40** **Screen Length: 10 ft** **Top of Screen: 22 ft** **Total Depth: 32.29 ft** **Initial Depth to Water: 17.2 ft**	**Pump Type: SS Monsoon Pro XL** **Tubing Type: Poly** **Pump Intake From TOC: 25 ft** **Estimated Total Volume Pumped: 5500 ml** **Flow Cell Volume: 130 ml** **Final Flow Rate: 250 ml/min** **Final Draw Down: 17.25 ft**	**Instrument Used: Aqua TROLL 500** **Serial Number: 913928**

Test Notes:
VOCs. Brown no odor

Weather Conditions:
63 degrees Sunny

Low-Flow Readings:

Date Time	Elapsed Time	pH	Temperature	Specific Conductivity	RDO Concentration	Turbidity	ORP	Depth to Water	Flow
		+/- 0.1	+/- 3 %	+/- 3 %	+/- 10 %	+/- 10 %	+/- 10		
7/10/2023 7:44 AM	00:00	6.74 pH	58.57 °F	694.66 µS/cm	5.50 mg/L	30.70 NTU	178.8 mV	17.20 ft	250.00 ml/min
7/10/2023 7:45 AM	01:00	6.77 pH	56.39 °F	710.34 µS/cm	2.33 mg/L	25.76 NTU	175.9 mV	17.20 ft	250.00 ml/min
7/10/2023 7:46 AM	02:00	6.73 pH	55.99 °F	712.79 µS/cm	1.19 mg/L	654.51 NTU	176.0 mV	17.20 ft	250.00 ml/min
7/10/2023 7:47 AM	03:00	6.67 pH	55.74 °F	713.20 µS/cm	0.64 mg/L	1,242.9 NTU	177.0 mV	17.20 ft	250.00 ml/min
7/10/2023 7:48 AM	04:00	6.70 pH	56.24 °F	711.99 µS/cm	0.42 mg/L	1,063.5 NTU	174.1 mV	17.20 ft	250.00 ml/min
7/10/2023 7:49 AM	05:00	6.67 pH	56.33 °F	709.95 µS/cm	0.31 mg/L	742.83 NTU	174.7 mV	17.20 ft	250.00 ml/min
7/10/2023 7:50 AM	06:00	6.63 pH	56.38 °F	707.27 µS/cm	0.25 mg/L	660.37 NTU	175.8 mV	17.20 ft	250.00 ml/min
7/10/2023 7:51 AM	07:00	6.63 pH	56.40 °F	703.89 µS/cm	0.20 mg/L	439.47 NTU	174.6 mV	17.20 ft	250.00 ml/min
7/10/2023 7:52 AM	08:00	6.61 pH	56.43 °F	701.22 µS/cm	0.17 mg/L	291.51 NTU	174.9 mV	17.20 ft	250.00 ml/min
7/10/2023 7:53 AM	09:00	6.61 pH	56.44 °F	699.01 µS/cm	0.15 mg/L	164.64 NTU	174.3 mV	17.20 ft	250.00 ml/min
7/10/2023 7:54 AM	10:00	6.59 pH	56.37 °F	697.39 µS/cm	0.13 mg/L	135.07 NTU	174.8 mV	17.20 ft	250.00 ml/min
7/10/2023 7:55 AM	11:00	6.57 pH	56.37 °F	696.98 µS/cm	0.12 mg/L	81.85 NTU	174.9 mV	17.20 ft	250.00 ml/min
7/10/2023 7:56 AM	12:00	6.56 pH	56.35 °F	696.10 µS/cm	0.11 mg/L	47.09 NTU	175.1 mV	17.20 ft	250.00 ml/min

7/10/2023 7:57 AM	13:00	6.55 pH	56.26 °F	694.02 µS/cm	0.10 mg/L	37.55 NTU	175.2 mV	17.20 ft	250.00 ml/min
7/10/2023 7:58 AM	14:00	6.59 pH	56.26 °F	693.33 µS/cm	0.09 mg/L	16.89 NTU	172.7 mV	17.20 ft	250.00 ml/min
7/10/2023 7:59 AM	15:00	6.54 pH	56.75 °F	693.28 µS/cm	0.09 mg/L	16.41 NTU	174.6 mV	17.20 ft	250.00 ml/min
7/10/2023 8:00 AM	16:00	6.54 pH	56.61 °F	692.89 µS/cm	0.09 mg/L	16.33 NTU	174.6 mV	17.20 ft	250.00 ml/min
7/10/2023 8:01 AM	17:00	6.53 pH	56.35 °F	692.29 µS/cm	0.08 mg/L	13.76 NTU	174.2 mV	17.20 ft	250.00 ml/min
7/10/2023 8:02 AM	18:00	6.53 pH	56.12 °F	691.14 µS/cm	0.07 mg/L	14.31 NTU	174.6 mV	17.20 ft	250.00 ml/min
7/10/2023 8:03 AM	19:00	6.54 pH	56.10 °F	690.80 µS/cm	0.06 mg/L	15.61 NTU	173.3 mV	17.20 ft	250.00 ml/min
7/10/2023 8:04 AM	20:00	6.53 pH	56.21 °F	691.09 µS/cm	0.06 mg/L	17.96 NTU	173.6 mV	17.20 ft	250.00 ml/min
7/10/2023 8:05 AM	21:00	6.54 pH	56.19 °F	690.26 µS/cm	0.06 mg/L	17.55 NTU	172.6 mV	17.20 ft	250.00 ml/min
7/10/2023 8:06 AM	22:00	6.53 pH	56.15 °F	688.78 µS/cm	0.06 mg/L	19.83 NTU	173.1 mV	17.20 ft	250.00 ml/min

Samples

Sample ID:	Description:

Low-Flow Test Report:

Test Date / Time: 7/10/2023 8:59:49 AM
Project: HRID 3Q2023 MW-33
Operator Name: Kilauren Driscoll

Location Name: HRID **Well Diameter: 2 in** **Casing Type: PVC Sch. 40** **Screen Length: 10 ft** **Top of Screen: 15 ft** **Total Depth: 25.53 ft** **Initial Depth to Water: 18.39 ft**	**Pump Type: SS Monsoon Pro XL** **Tubing Type: Poly** **Pump Intake From TOC: 22 ft** **Estimated Total Volume Pumped: 4625 ml** **Flow Cell Volume: 130 ml** **Final Flow Rate: 250 ml/min** **Final Draw Down: 18.45 ft**	**Instrument Used: Aqua TROLL 500** **Serial Number: 913928**

Test Notes:
VOCs. Yellow tint no odor

Weather Conditions:
68 degrees Sunny

Low-Flow Readings:

Date Time	Elapsed Time	pH	Temperature	Specific Conductivity	RDO Concentration	Turbidity	ORP	Depth to Water	Flow
		+/- 0.1	+/- 3 %	+/- 3 %	+/- 10 %	+/- 10 %	+/- 10		
7/10/2023 8:59 AM	00:00	6.64 pH	59.76 °F	582.43 µS/cm	5.34 mg/L	35.35 NTU	182.1 mV	18.39 ft	250.00 ml/min
7/10/2023 9:00 AM	01:00	6.70 pH	57.01 °F	591.80 µS/cm	2.10 mg/L	24.78 NTU	179.1 mV	18.39 ft	250.00 ml/min
7/10/2023 9:01 AM	02:00	6.70 pH	56.63 °F	593.39 µS/cm	0.96 mg/L	95.87 NTU	178.6 mV	18.39 ft	250.00 ml/min
7/10/2023 9:02 AM	03:00	6.69 pH	56.57 °F	592.28 µS/cm	0.43 mg/L	91.74 NTU	177.7 mV	18.39 ft	250.00 ml/min
7/10/2023 9:04 AM	04:30	6.64 pH	56.54 °F	590.63 µS/cm	0.17 mg/L	92.16 NTU	178.5 mV	18.39 ft	250.00 ml/min
7/10/2023 9:05 AM	05:30	6.64 pH	56.57 °F	590.21 µS/cm	0.11 mg/L	52.30 NTU	178.0 mV	18.39 ft	250.00 ml/min
7/10/2023 9:06 AM	06:30	6.63 pH	56.60 °F	590.03 µS/cm	0.08 mg/L	27.67 NTU	177.8 mV	18.39 ft	250.00 ml/min
7/10/2023 9:07 AM	07:30	6.61 pH	56.56 °F	589.95 µS/cm	0.06 mg/L	19.43 NTU	177.9 mV	18.39 ft	250.00 ml/min
7/10/2023 9:08 AM	08:30	6.61 pH	56.55 °F	589.67 µS/cm	0.04 mg/L	13.82 NTU	177.3 mV	18.39 ft	250.00 ml/min
7/10/2023 9:09 AM	09:30	6.60 pH	56.52 °F	589.55 µS/cm	0.03 mg/L	15.33 NTU	177.4 mV	18.39 ft	250.00 ml/min
7/10/2023 9:10 AM	10:30	6.59 pH	56.48 °F	589.23 µS/cm	0.02 mg/L	17.40 NTU	177.7 mV	18.39 ft	250.00 ml/min
7/10/2023 9:11 AM	11:30	6.59 pH	56.46 °F	589.04 µS/cm	0.02 mg/L	21.11 NTU	177.0 mV	18.39 ft	250.00 ml/min
7/10/2023 9:12 AM	12:30	6.57 pH	56.47 °F	589.24 µS/cm	0.01 mg/L	22.86 NTU	177.2 mV	18.39 ft	250.00 ml/min

7/10/2023 9:13 AM	13:30	6.57 pH	56.46 °F	589.47 µS/cm	0.01 mg/L	24.47 NTU	176.9 mV	18.39 ft	250.00 ml/min
7/10/2023 9:14 AM	14:30	6.57 pH	56.53 °F	589.65 µS/cm	0.01 mg/L	26.95 NTU	176.6 mV	18.39 ft	250.00 ml/min
7/10/2023 9:15 AM	15:30	6.57 pH	56.53 °F	589.63 µS/cm	0.00 mg/L	26.13 NTU	176.0 mV	18.39 ft	250.00 ml/min
7/10/2023 9:16 AM	16:30	6.55 pH	56.51 °F	589.44 µS/cm	0.00 mg/L	26.29 NTU	176.5 mV	18.39 ft	250.00 ml/min
7/10/2023 9:17 AM	17:30	6.55 pH	56.51 °F	589.37 µS/cm	0.00 mg/L	24.89 NTU	176.2 mV	18.39 ft	250.00 ml/min
7/10/2023 9:18 AM	18:30	6.56 pH	56.50 °F	589.31 µS/cm	0.00 mg/L	24.70 NTU	175.4 mV	18.39 ft	250.00 ml/min

Samples

Sample ID:	Description:

Low-Flow Test Report:

Test Date / Time: 7/10/2023 8:25:43 AM
Project: HRID 3Q2023 MW-33D
Operator Name: Kilauren Driscoll

Location Name: HRID MW-33D **Well Diameter: 2 in** **Casing Type: PVC sch 40** **Screen Length: 10 ft** **Top of Screen: 24 ft** **Total Depth: 34.81 ft** **Initial Depth to Water: 18.7 ft**	**Pump Type: SS Monsoon Pro XL** **Tubing Type: Poly** **Pump Intake From TOC: 26 ft** **Estimated Total Volume Pumped: 4250 ml** **Flow Cell Volume: 130 ml** **Final Flow Rate: 250 ml/min** **Final Draw Down: 18.75 ft**	**Instrument Used: Aqua TROLL 500** **Serial Number: 913928**

Test Notes:
VOCs. Clear no odor

Weather Conditions:
63 degrees Sunny

Low-Flow Readings:

Date Time	Elapsed Time	pH	Temperature	Specific Conductivity	RDO Concentration	Turbidity	ORP	Depth to Water	Flow
		+/- 0.1	+/- 3 %	+/- 3 %	+/- 10 %	+/- 10 %	+/- 10		
7/10/2023 8:25 AM	00:00	6.70 pH	61.96 °F	594.03 µS/cm	5.55 mg/L	33.98 NTU	178.5 mV	18.70 ft	250.00 ml/min
7/10/2023 8:26 AM	01:00	6.70 pH	57.62 °F	603.34 µS/cm	2.13 mg/L	34.37 NTU	179.3 mV	18.70 ft	250.00 ml/min
7/10/2023 8:27 AM	02:00	6.68 pH	57.04 °F	606.86 µS/cm	0.96 mg/L	45.80 NTU	178.7 mV	18.70 ft	250.00 ml/min
7/10/2023 8:28 AM	03:00	6.67 pH	56.86 °F	609.17 µS/cm	0.43 mg/L	326.33 NTU	178.3 mV	18.70 ft	250.00 ml/min
7/10/2023 8:29 AM	04:00	6.65 pH	56.80 °F	612.95 µS/cm	0.22 mg/L	249.46 NTU	177.6 mV	18.70 ft	250.00 ml/min
7/10/2023 8:30 AM	05:00	6.64 pH	56.85 °F	615.56 µS/cm	0.13 mg/L	210.77 NTU	177.3 mV	18.70 ft	250.00 ml/min
7/10/2023 8:31 AM	06:00	6.61 pH	56.79 °F	618.52 µS/cm	0.09 mg/L	125.26 NTU	177.9 mV	18.70 ft	250.00 ml/min
7/10/2023 8:32 AM	07:00	6.59 pH	56.73 °F	620.67 µS/cm	0.07 mg/L	73.88 NTU	177.5 mV	18.70 ft	250.00 ml/min
7/10/2023 8:33 AM	08:00	6.58 pH	56.60 °F	622.38 µS/cm	0.05 mg/L	35.04 NTU	178.0 mV	18.70 ft	250.00 ml/min
7/10/2023 8:34 AM	09:00	6.57 pH	56.57 °F	622.62 µS/cm	0.04 mg/L	20.16 NTU	177.5 mV	18.70 ft	250.00 ml/min
7/10/2023 8:35 AM	10:00	6.57 pH	56.47 °F	623.65 µS/cm	0.03 mg/L	17.14 NTU	177.3 mV	18.70 ft	250.00 ml/min
7/10/2023 8:36 AM	11:00	6.56 pH	56.51 °F	623.65 µS/cm	0.02 mg/L	20.54 NTU	176.9 mV	18.70 ft	250.00 ml/min
7/10/2023 8:37 AM	12:00	6.56 pH	56.51 °F	623.59 µS/cm	0.01 mg/L	23.78 NTU	176.7 mV	18.70 ft	250.00 ml/min

7/10/2023 8:38 AM	13:00	6.55 pH	56.47 °F	623.43 µS/cm	0.01 mg/L	25.45 NTU	177.0 mV	18.70 ft	250.00 ml/min
7/10/2023 8:39 AM	14:00	6.54 pH	56.47 °F	624.15 µS/cm	0.00 mg/L	28.06 NTU	176.9 mV	18.70 ft	250.00 ml/min
7/10/2023 8:40 AM	15:00	6.55 pH	56.47 °F	624.08 µS/cm	0.00 mg/L	29.59 NTU	176.1 mV	18.70 ft	250.00 ml/min
7/10/2023 8:41 AM	16:00	6.54 pH	56.52 °F	624.03 µS/cm	0.00 mg/L	30.73 NTU	175.7 mV	18.70 ft	250.00 ml/min
7/10/2023 8:42 AM	17:00	6.53 pH	56.50 °F	623.77 µS/cm	0.00 mg/L	31.35 NTU	176.1 mV	18.70 ft	250.00 ml/min

Samples

Sample ID:	Description:

Low-Flow Test Report:

Test Date / Time: 7/12/2023 10:08:42 AM
Project: HRID 3Q2023 MW-36
Operator Name: Kilauren Driscoll

Location Name: HRID **Well Diameter: 2 in** **Casing Type: PVC Sch. 40** **Screen Length: 10 ft** **Top of Screen: 15 ft** **Total Depth: 25.45 ft** **Initial Depth to Water: 18.55 ft**	**Pump Type: SS Monsoon Pro XL** **Tubing Type: Poly** **Pump Intake From TOC: 22 ft** **Estimated Total Volume Pumped: 5750 ml** **Flow Cell Volume: 130 ml** **Final Flow Rate: 250 ml/min** **Final Draw Down: 0 ft**	**Instrument Used: Aqua TROLL 500** **Serial Number: 913928**

Test Notes:
VOCs. Brown, no odor. Unable to obtain drawdown measurement

Weather Conditions:
76 degrees Sunny

Low-Flow Readings:

Date Time	Elapsed Time	pH	Temperature	Specific Conductivity	RDO Concentration	Turbidity	ORP	Depth to Water	Flow
		+/- 0.1	+/- 3 %	+/- 3 %	+/- 10 %	+/- 10 %	+/- 10		
7/12/2023 10:08 AM	00:00	6.81 pH	63.53 °F	715.66 µS/cm	5.61 mg/L	109.79 NTU	139.1 mV	18.55 ft	250.00 ml/min
7/12/2023 10:09 AM	01:00	6.84 pH	59.13 °F	735.80 µS/cm	3.26 mg/L	3,448.0 NTU	141.6 mV	18.55 ft	250.00 ml/min
7/12/2023 10:10 AM	02:00	6.84 pH	57.27 °F	744.63 µS/cm	2.31 mg/L	4,005.3 NTU	142.3 mV	18.55 ft	250.00 ml/min
7/12/2023 10:11 AM	03:00	6.83 pH	56.77 °F	749.30 µS/cm	1.86 mg/L	2,985.6 NTU	142.5 mV	18.55 ft	250.00 ml/min
7/12/2023 10:12 AM	04:00	6.81 pH	56.73 °F	750.92 µS/cm	1.68 mg/L	2,109.3 NTU	142.3 mV	18.55 ft	250.00 ml/min
7/12/2023 10:13 AM	05:00	6.78 pH	56.83 °F	750.54 µS/cm	1.65 mg/L	1,697.0 NTU	143.1 mV	18.55 ft	250.00 ml/min
7/12/2023 10:14 AM	06:00	6.76 pH	56.87 °F	750.26 µS/cm	1.71 mg/L	1,347.7 NTU	142.9 mV	18.55 ft	250.00 ml/min
7/12/2023 10:15 AM	07:00	6.74 pH	56.89 °F	749.57 µS/cm	1.86 mg/L	1,108.5 NTU	142.6 mV	18.55 ft	250.00 ml/min
7/12/2023 10:16 AM	08:00	6.72 pH	57.09 °F	748.78 µS/cm	2.06 mg/L	846.59 NTU	142.7 mV	18.55 ft	250.00 ml/min
7/12/2023 10:17 AM	09:00	6.71 pH	57.16 °F	748.52 µS/cm	2.21 mg/L	712.20 NTU	142.7 mV	18.55 ft	250.00 ml/min
7/12/2023 10:18 AM	10:00	6.69 pH	57.28 °F	747.92 µS/cm	2.31 mg/L	634.00 NTU	142.6 mV	18.55 ft	250.00 ml/min
7/12/2023 10:19 AM	11:00	6.69 pH	57.36 °F	747.88 µS/cm	2.39 mg/L	494.94 NTU	142.1 mV	18.55 ft	250.00 ml/min
7/12/2023 10:20 AM	12:00	6.69 pH	57.46 °F	747.36 µS/cm	2.46 mg/L	441.84 NTU	141.4 mV	18.55 ft	250.00 ml/min

7/12/2023 10:21 AM	13:00	6.67 pH	57.81 °F	746.27 µS/cm	2.53 mg/L	384.57 NTU	141.7 mV	18.55 ft	250.00 ml/min
7/12/2023 10:22 AM	14:00	6.65 pH	58.20 °F	745.37 µS/cm	2.58 mg/L	351.07 NTU	142.0 mV	18.55 ft	250.00 ml/min
7/12/2023 10:23 AM	15:00	6.61 pH	58.04 °F	742.37 µS/cm	2.61 mg/L	384.76 NTU	143.9 mV	18.55 ft	250.00 ml/min
7/12/2023 10:24 AM	16:00	6.62 pH	56.34 °F	746.66 µS/cm	2.73 mg/L	218.29 NTU	143.4 mV	18.55 ft	250.00 ml/min
7/12/2023 10:25 AM	17:00	6.64 pH	56.56 °F	747.77 µS/cm	2.92 mg/L	167.82 NTU	142.1 mV	18.55 ft	250.00 ml/min
7/12/2023 10:26 AM	18:00	6.63 pH	56.74 °F	745.44 µS/cm	3.05 mg/L	154.52 NTU	142.4 mV	18.55 ft	250.00 ml/min
7/12/2023 10:27 AM	19:00	6.62 pH	56.25 °F	747.38 µS/cm	3.11 mg/L	111.02 NTU	142.7 mV	18.55 ft	250.00 ml/min
7/12/2023 10:28 AM	20:00	6.64 pH	56.45 °F	747.80 µS/cm	3.04 mg/L	92.80 NTU	141.5 mV	18.55 ft	250.00 ml/min
7/12/2023 10:29 AM	21:00	6.60 pH	56.00 °F	747.88 µS/cm	3.00 mg/L	90.90 NTU	143.4 mV	18.55 ft	250.00 ml/min
7/12/2023 10:30 AM	22:00	6.61 pH	55.59 °F	749.18 µS/cm	3.00 mg/L	67.10 NTU	143.0 mV	18.55 ft	250.00 ml/min
7/12/2023 10:31 AM	23:00	6.61 pH	55.36 °F	750.01 µS/cm	3.00 mg/L	53.52 NTU	143.2 mV	18.55 ft	250.00 ml/min

Samples

Sample ID:	Description:

Low-Flow Test Report:

Test Date / Time: 7/7/2023 8:08:55 AM
Project: HRID 3Q2023 MW-37
Operator Name: Kilauren Driscoll

Location Name: HRID **Well Diameter: 2 in** **Casing Type: PVC Sch. 40** **Screen Length: 10 ft** **Top of Screen: 14 ft** **Total Depth: 24.5 ft** **Initial Depth to Water: 18.83 ft**	**Pump Type: SS Monsoon Pro XL** **Tubing Type: Poly** **Pump Intake From TOC: 22 ft** **Estimated Total Volume Pumped: 4000 ml** **Flow Cell Volume: 130 ml** **Final Flow Rate: 250 ml/min** **Final Draw Down: 0 ft**	**Instrument Used: Aqua TROLL 500** **Serial Number: 913928**

Test Notes:
VOCs

Weather Conditions:
66 degrees Sunny

Low-Flow Readings:

Date Time	Elapsed Time	pH	Temperature	Specific Conductivity	RDO Concentration	Turbidity	ORP	Depth to Water	Flow
		+/- 0.1	+/- 3 %	+/- 3 %	+/- 10 %	+/- 10 %	+/- 10		
7/7/2023 8:08 AM	00:00	6.92 pH	59.30 °F	690.20 µS/cm	2.54 mg/L	608.20 NTU	196.0 mV	18.83 ft	250.00 ml/min
7/7/2023 8:09 AM	01:00	6.87 pH	58.56 °F	695.89 µS/cm	1.13 mg/L	749.73 NTU	193.5 mV	18.83 ft	250.00 ml/min
7/7/2023 8:10 AM	02:00	6.81 pH	58.31 °F	697.91 µS/cm	0.52 mg/L	845.04 NTU	191.8 mV	18.83 ft	250.00 ml/min
7/7/2023 8:11 AM	03:00	6.71 pH	58.16 °F	698.76 µS/cm	0.31 mg/L	835.00 NTU	193.3 mV	18.83 ft	250.00 ml/min
7/7/2023 8:12 AM	04:00	6.65 pH	58.06 °F	698.64 µS/cm	0.23 mg/L	775.79 NTU	193.9 mV	18.83 ft	250.00 ml/min
7/7/2023 8:13 AM	05:00	6.61 pH	57.97 °F	698.51 µS/cm	0.20 mg/L	541.45 NTU	194.2 mV	18.83 ft	250.00 ml/min
7/7/2023 8:14 AM	06:00	6.57 pH	57.95 °F	698.40 µS/cm	0.18 mg/L	430.99 NTU	194.9 mV	18.83 ft	250.00 ml/min
7/7/2023 8:15 AM	07:00	6.54 pH	57.75 °F	698.14 µS/cm	0.19 mg/L	234.04 NTU	194.8 mV	18.83 ft	250.00 ml/min
7/7/2023 8:16 AM	08:00	6.52 pH	57.78 °F	699.05 µS/cm	0.22 mg/L	118.93 NTU	194.7 mV	18.83 ft	250.00 ml/min
7/7/2023 8:17 AM	09:00	6.48 pH	57.64 °F	698.71 µS/cm	0.22 mg/L	68.22 NTU	195.8 mV	18.83 ft	250.00 ml/min
7/7/2023 8:18 AM	10:00	6.43 pH	57.54 °F	699.16 µS/cm	0.21 mg/L	118.27 NTU	197.3 mV	18.83 ft	250.00 ml/min
7/7/2023 8:19 AM	11:00	6.42 pH	57.44 °F	698.07 µS/cm	0.19 mg/L	134.71 NTU	197.0 mV	18.83 ft	250.00 ml/min
7/7/2023 8:20 AM	12:00	6.41 pH	57.40 °F	697.68 µS/cm	0.18 mg/L	153.28 NTU	197.0 mV	18.83 ft	250.00 ml/min

7/7/2023 8:21 AM	13:00	6.40 pH	57.38 °F	696.93 µS/cm	0.17 mg/L	162.45 NTU	197.1 mV	18.83 ft	250.00 ml/min
7/7/2023 8:22 AM	14:00	6.41 pH	57.38 °F	696.57 µS/cm	0.17 mg/L	165.81 NTU	196.1 mV	18.83 ft	250.00 ml/min
7/7/2023 8:23 AM	15:00	6.36 pH	57.35 °F	696.14 µS/cm	0.17 mg/L	171.16 NTU	198.5 mV	18.83 ft	250.00 ml/min
7/7/2023 8:24 AM	16:00	6.37 pH	57.38 °F	695.20 µS/cm	0.16 mg/L	173.96 NTU	197.2 mV	18.83 ft	250.00 ml/min

Samples

Sample ID:	Description:

Low-Flow Test Report:

Test Date / Time: 7/7/2023 8:42:12 AM
Project: HRID 3Q2023 MW-39
Operator Name: Kilauren Driscoll

Location Name: HRID **Well Diameter: 2 in** **Casing Type: PVC Sch. 40** **Screen Length: 10 ft** **Top of Screen: 13 ft** **Total Depth: 23.3 ft** **Initial Depth to Water: 16.7 ft**	**Pump Type: SS Monsoon Pro XL** **Tubing Type: Poly** **Pump Intake From TOC: 20 ft** **Estimated Total Volume Pumped: 5000 ml** **Flow Cell Volume: 130 ml** **Final Flow Rate: 250 ml/min** **Final Draw Down: 16.72 ft**	**Instrument Used: Aqua TROLL 500** **Serial Number: 913928**

Test Notes:
VOCs. Light brown no odor

Weather Conditions:
66 degrees Sunny

Low-Flow Readings:

Date Time	Elapsed Time	pH	Temperature	Specific Conductivity	RDO Concentration	Turbidity	ORP	Depth to Water	Flow
		+/- 0.1	+/- 3 %	+/- 3 %	+/- 10 %	+/- 10 %	+/- 10		
7/7/2023 8:42 AM	00:00	6.82 pH	65.20 °F	921.14 µS/cm	4.61 mg/L	106.87 NTU	199.0 mV	16.70 ft	250.00 ml/min
7/7/2023 8:43 AM	01:00	6.74 pH	60.63 °F	938.55 µS/cm	1.78 mg/L	59.08 NTU	199.3 mV	16.70 ft	250.00 ml/min
7/7/2023 8:44 AM	02:00	6.63 pH	59.61 °F	936.78 µS/cm	0.79 mg/L	240.74 NTU	201.4 mV	16.70 ft	250.00 ml/min
7/7/2023 8:45 AM	03:00	6.56 pH	59.42 °F	930.06 µS/cm	0.36 mg/L	297.60 NTU	202.3 mV	16.70 ft	250.00 ml/min
7/7/2023 8:46 AM	04:00	6.49 pH	59.41 °F	929.72 µS/cm	0.21 mg/L	254.34 NTU	203.7 mV	16.70 ft	250.00 ml/min
7/7/2023 8:47 AM	05:00	6.43 pH	59.33 °F	946.49 µS/cm	0.15 mg/L	81.41 NTU	204.9 mV	16.70 ft	250.00 ml/min
7/7/2023 8:48 AM	06:00	6.38 pH	59.25 °F	946.48 µS/cm	0.14 mg/L	41.91 NTU	206.3 mV	16.70 ft	250.00 ml/min
7/7/2023 8:49 AM	07:00	6.37 pH	59.22 °F	937.79 µS/cm	0.13 mg/L	63.61 NTU	206.3 mV	16.70 ft	250.00 ml/min
7/7/2023 8:50 AM	08:00	6.34 pH	59.11 °F	931.40 µS/cm	0.12 mg/L	93.06 NTU	207.2 mV	16.70 ft	250.00 ml/min
7/7/2023 8:51 AM	09:00	6.33 pH	59.01 °F	924.45 µS/cm	0.11 mg/L	110.02 NTU	207.1 mV	16.70 ft	250.00 ml/min
7/7/2023 8:52 AM	10:00	6.31 pH	58.97 °F	913.84 µS/cm	0.11 mg/L	123.41 NTU	207.6 mV	16.70 ft	250.00 ml/min
7/7/2023 8:53 AM	11:00	6.30 pH	58.93 °F	903.04 µS/cm	0.10 mg/L	128.01 NTU	207.6 mV	16.70 ft	250.00 ml/min
7/7/2023 8:54 AM	12:00	6.27 pH	58.91 °F	896.84 µS/cm	0.10 mg/L	134.66 NTU	208.6 mV	16.70 ft	250.00 ml/min

7/7/2023 8:55 AM	13:00	6.27 pH	58.93 °F	889.26 µS/cm	0.10 mg/L	140.28 NTU	208.1 mV	16.70 ft	250.00 ml/min
7/7/2023 8:56 AM	14:00	6.26 pH	58.91 °F	891.10 µS/cm	0.09 mg/L	141.54 NTU	208.3 mV	16.70 ft	250.00 ml/min
7/7/2023 8:57 AM	15:00	6.24 pH	58.63 °F	889.70 µS/cm	0.09 mg/L	142.45 NTU	209.4 mV	16.70 ft	250.00 ml/min
7/7/2023 8:58 AM	16:00	6.24 pH	58.58 °F	880.81 µS/cm	0.09 mg/L	144.37 NTU	209.0 mV	16.70 ft	250.00 ml/min
7/7/2023 8:59 AM	17:00	6.23 pH	58.53 °F	867.51 µS/cm	0.08 mg/L	125.73 NTU	209.2 mV	16.70 ft	250.00 ml/min
7/7/2023 9:00 AM	18:00	6.23 pH	58.49 °F	871.40 µS/cm	0.09 mg/L	121.83 NTU	208.9 mV	16.70 ft	250.00 ml/min
7/7/2023 9:01 AM	19:00	6.22 pH	58.47 °F	863.21 µS/cm	0.09 mg/L	125.57 NTU	209.0 mV	16.70 ft	250.00 ml/min
7/7/2023 9:02 AM	20:00	6.23 pH	58.45 °F	849.37 µS/cm	0.08 mg/L	119.74 NTU	208.7 mV	16.70 ft	250.00 ml/min

Samples

Sample ID:	Description:

Created using VuSitu from In-Situ, Inc.

Low-Flow Test Report:

Test Date / Time: 7/7/2023 9:19:09 AM
Project: HRID 3Q2023 MW-40
Operator Name: Kilauren Driscoll

Location Name: HRID **Well Diameter: 2 in** **Casing Type: PVC Sch. 40** **Screen Length: 10 ft** **Top of Screen: 11 ft** **Total Depth: 21.55 ft** **Initial Depth to Water: 7.85 ft**	**Pump Type: SS Proactive monsoon xl** **Tubing Type: Poly** **Pump Intake From TOC: 14 ft** **Estimated Total Volume Pumped: 10250 ml** **Flow Cell Volume: 130 ml** **Final Flow Rate: 250 ml/min** **Final Draw Down: 7.96 ft**	**Instrument Used: Aqua TROLL 500** **Serial Number: 913928**

Test Notes:
VOCs. Clear no odor

Weather Conditions:
72 degrees Sunny

Low-Flow Readings:

Date Time	Elapsed Time	pH	Temperature	Specific Conductivity	RDO Concentration	Turbidity	ORP	Depth to Water	Flow
		+/- 0.1	+/- 3 %	+/- 3 %	+/- 10 %	+/- 10 %	+/- 10		
7/7/2023 9:19 AM	00:00	6.73 pH	58.70 °F	963.80 µS/cm	3.89 mg/L	167.17 NTU	198.1 mV	7.85 ft	250.00 ml/min
7/7/2023 9:20 AM	01:00	6.77 pH	56.82 °F	989.38 µS/cm	1.60 mg/L	126.35 NTU	195.4 mV	7.85 ft	250.00 ml/min
7/7/2023 9:21 AM	02:00	6.70 pH	55.72 °F	1,001.0 µS/cm	0.70 mg/L	129.61 NTU	197.7 mV	7.85 ft	250.00 ml/min
7/7/2023 9:22 AM	03:00	6.65 pH	55.82 °F	998.09 µS/cm	0.33 mg/L	127.43 NTU	199.1 mV	7.85 ft	250.00 ml/min
7/7/2023 9:23 AM	04:00	6.60 pH	56.64 °F	992.29 µS/cm	0.21 mg/L	130.88 NTU	200.3 mV	7.85 ft	250.00 ml/min
7/7/2023 9:24 AM	05:00	6.56 pH	56.08 °F	986.71 µS/cm	0.12 mg/L	101.84 NTU	201.5 mV	7.85 ft	250.00 ml/min
7/7/2023 9:25 AM	06:00	6.55 pH	56.40 °F	990.68 µS/cm	0.08 mg/L	143.52 NTU	201.3 mV	7.85 ft	250.00 ml/min
7/7/2023 9:26 AM	07:00	6.52 pH	56.78 °F	988.22 µS/cm	0.06 mg/L	150.01 NTU	201.8 mV	7.85 ft	250.00 ml/min
7/7/2023 9:27 AM	08:00	6.49 pH	57.21 °F	986.86 µS/cm	0.05 mg/L	153.17 NTU	202.8 mV	7.85 ft	250.00 ml/min
7/7/2023 9:28 AM	09:00	6.47 pH	58.09 °F	989.09 µS/cm	0.05 mg/L	156.61 NTU	203.1 mV	7.85 ft	250.00 ml/min
7/7/2023 9:29 AM	10:00	6.45 pH	59.02 °F	992.30 µS/cm	0.07 mg/L	157.73 NTU	203.5 mV	7.85 ft	250.00 ml/min
7/7/2023 9:30 AM	11:00	6.41 pH	59.01 °F	986.53 µS/cm	0.06 mg/L	157.57 NTU	205.4 mV	7.85 ft	250.00 ml/min
7/7/2023 9:31 AM	12:00	6.39 pH	58.81 °F	979.60 µS/cm	0.06 mg/L	154.30 NTU	206.4 mV	7.85 ft	250.00 ml/min

7/7/2023 9:32 AM	13:00	6.41 pH	57.76 °F	976.57 µS/cm	0.05 mg/L	147.77 NTU	205.2 mV	7.85 ft	250.00 ml/min
7/7/2023 9:33 AM	14:00	6.41 pH	58.04 °F	979.18 µS/cm	0.05 mg/L	148.07 NTU	204.5 mV	7.85 ft	250.00 ml/min
7/7/2023 9:34 AM	15:00	6.41 pH	58.81 °F	982.54 µS/cm	0.06 mg/L	154.26 NTU	204.0 mV	7.85 ft	250.00 ml/min
7/7/2023 9:35 AM	16:00	6.38 pH	57.94 °F	976.21 µS/cm	0.04 mg/L	150.70 NTU	206.0 mV	7.85 ft	250.00 ml/min
7/7/2023 9:36 AM	17:00	6.40 pH	57.92 °F	977.65 µS/cm	0.04 mg/L	143.35 NTU	204.4 mV	7.85 ft	250.00 ml/min
7/7/2023 9:37 AM	18:00	6.39 pH	58.67 °F	982.03 µS/cm	0.07 mg/L	150.83 NTU	204.2 mV	7.85 ft	250.00 ml/min
7/7/2023 9:38 AM	19:00	6.38 pH	59.47 °F	984.49 µS/cm	0.11 mg/L	152.05 NTU	204.3 mV	7.85 ft	250.00 ml/min
7/7/2023 9:39 AM	20:00	6.37 pH	60.22 °F	983.61 µS/cm	0.09 mg/L	147.55 NTU	204.0 mV	7.85 ft	250.00 ml/min
7/7/2023 9:40 AM	21:00	6.37 pH	60.77 °F	982.90 µS/cm	0.06 mg/L	158.68 NTU	203.8 mV	7.85 ft	250.00 ml/min
7/7/2023 9:41 AM	22:00	6.35 pH	59.67 °F	971.96 µS/cm	0.05 mg/L	159.19 NTU	204.9 mV	7.85 ft	250.00 ml/min
7/7/2023 9:42 AM	23:00	6.37 pH	59.48 °F	976.99 µS/cm	0.03 mg/L	153.25 NTU	203.6 mV	7.85 ft	250.00 ml/min
7/7/2023 9:43 AM	24:00	6.37 pH	59.80 °F	982.46 µS/cm	0.06 mg/L	151.06 NTU	203.2 mV	7.85 ft	250.00 ml/min
7/7/2023 9:44 AM	25:00	6.35 pH	59.10 °F	976.40 µS/cm	0.05 mg/L	149.19 NTU	204.3 mV	7.85 ft	250.00 ml/min
7/7/2023 9:45 AM	26:00	6.36 pH	59.09 °F	975.99 µS/cm	0.05 mg/L	147.15 NTU	203.6 mV	7.85 ft	250.00 ml/min
7/7/2023 9:46 AM	27:00	6.36 pH	59.31 °F	977.04 µS/cm	0.06 mg/L	147.18 NTU	203.1 mV	7.85 ft	250.00 ml/min
7/7/2023 9:47 AM	28:00	6.36 pH	59.55 °F	978.36 µS/cm	0.05 mg/L	148.05 NTU	202.5 mV	7.85 ft	250.00 ml/min
7/7/2023 9:48 AM	29:00	6.36 pH	59.67 °F	974.20 µS/cm	0.05 mg/L	149.15 NTU	202.6 mV	7.85 ft	250.00 ml/min
7/7/2023 9:49 AM	30:00	6.36 pH	59.68 °F	977.08 µS/cm	0.04 mg/L	149.12 NTU	202.3 mV	7.85 ft	250.00 ml/min
7/7/2023 9:50 AM	31:00	6.35 pH	59.33 °F	978.54 µS/cm	0.03 mg/L	144.94 NTU	202.5 mV	7.85 ft	250.00 ml/min
7/7/2023 9:51 AM	32:00	6.36 pH	59.07 °F	976.71 µS/cm	0.03 mg/L	142.27 NTU	201.7 mV	7.85 ft	250.00 ml/min
7/7/2023 9:52 AM	33:00	6.37 pH	58.89 °F	974.84 µS/cm	0.02 mg/L	142.27 NTU	201.0 mV	7.85 ft	250.00 ml/min
7/7/2023 9:53 AM	34:00	6.37 pH	58.96 °F	977.92 µS/cm	0.02 mg/L	141.56 NTU	200.8 mV	7.85 ft	250.00 ml/min
7/7/2023 9:54 AM	35:00	6.36 pH	58.89 °F	975.19 µS/cm	0.02 mg/L	142.43 NTU	200.7 mV	7.85 ft	250.00 ml/min
7/7/2023 9:55 AM	36:00	6.36 pH	58.93 °F	976.05 µS/cm	0.01 mg/L	139.02 NTU	200.3 mV	7.85 ft	250.00 ml/min
7/7/2023 9:56 AM	37:00	6.36 pH	58.94 °F	978.21 µS/cm	0.01 mg/L	141.21 NTU	200.0 mV	7.85 ft	250.00 ml/min
7/7/2023 9:57 AM	38:00	6.37 pH	58.85 °F	980.72 µS/cm	0.01 mg/L	139.71 NTU	199.2 mV	7.85 ft	250.00 ml/min
7/7/2023 9:58 AM	39:00	6.37 pH	58.96 °F	980.91 µS/cm	0.00 mg/L	137.49 NTU	199.1 mV	7.85 ft	250.00 ml/min
7/7/2023 9:59 AM	40:00	6.38 pH	58.93 °F	982.86 µS/cm	0.00 mg/L	138.53 NTU	198.3 mV	7.85 ft	250.00 ml/min
7/7/2023 10:00 AM	41:00	6.37 pH	58.96 °F	979.82 µS/cm	0.00 mg/L	136.93 NTU	198.0 mV	7.85 ft	250.00 ml/min

Samples

Sample ID:	Description:

Low-Flow Test Report:

Test Date / Time: 7/12/2023 11:12:27 AM
Project: HRID 3Q2023 MW-41
Operator Name: Kilauren Driscoll

Location Name: HRID **Well Diameter: 2 in** **Casing Type: PVC Sch. 40** **Screen Length: 10 ft** **Top of Screen: 11 ft** **Total Depth: 21.59 ft** **Initial Depth to Water: 12.77 ft**	**Pump Type: SS Monsoon Pro XL** **Tubing Type: Poly** **Pump Intake From TOC: 17 ft** **Estimated Total Volume Pumped: 4750 ml** **Flow Cell Volume: 130 ml** **Final Flow Rate: 250 ml/min** **Final Draw Down: 12.9 ft**	**Instrument Used: Aqua TROLL 500** **Serial Number: 913928**

Test Notes:
VOCs. Clear no odor

Weather Conditions:
79 degrees Sunny

Low-Flow Readings:

Date Time	Elapsed Time	pH	Temperature	Specific Conductivity	RDO Concentration	Turbidity	ORP	Depth to Water	Flow
		+/- 0.1	+/- 3 %	+/- 3 %	+/- 10 %	+/- 10 %	+/- 10		
7/12/2023 11:12 AM	00:00	6.56 pH	67.28 °F	721.56 µS/cm	4.26 mg/L	63.01 NTU	126.1 mV	12.77 ft	250.00 ml/min
7/12/2023 11:13 AM	01:00	6.61 pH	65.02 °F	735.01 µS/cm	1.62 mg/L	69.55 NTU	125.3 mV	12.77 ft	250.00 ml/min
7/12/2023 11:14 AM	02:00	6.59 pH	64.48 °F	740.91 µS/cm	0.73 mg/L	58.36 NTU	125.1 mV	12.77 ft	250.00 ml/min
7/12/2023 11:15 AM	03:00	6.57 pH	63.56 °F	741.77 µS/cm	0.33 mg/L	75.82 NTU	124.2 mV	12.77 ft	250.00 ml/min
7/12/2023 11:16 AM	04:00	6.54 pH	63.03 °F	740.80 µS/cm	0.18 mg/L	90.41 NTU	123.3 mV	12.77 ft	250.00 ml/min
7/12/2023 11:17 AM	05:00	6.52 pH	63.56 °F	739.32 µS/cm	0.11 mg/L	100.85 NTU	122.1 mV	12.77 ft	250.00 ml/min
7/12/2023 11:18 AM	06:00	6.52 pH	63.59 °F	737.90 µS/cm	0.08 mg/L	93.48 NTU	119.9 mV	12.77 ft	250.00 ml/min
7/12/2023 11:19 AM	07:00	6.50 pH	62.87 °F	735.24 µS/cm	0.06 mg/L	79.24 NTU	119.8 mV	12.77 ft	250.00 ml/min
7/12/2023 11:20 AM	08:00	6.52 pH	63.25 °F	733.39 µS/cm	0.05 mg/L	74.67 NTU	116.4 mV	12.77 ft	250.00 ml/min
7/12/2023 11:21 AM	09:00	6.47 pH	64.10 °F	735.80 µS/cm	0.05 mg/L	70.12 NTU	116.7 mV	12.77 ft	250.00 ml/min
7/12/2023 11:22 AM	10:00	6.49 pH	63.94 °F	725.92 µS/cm	0.04 mg/L	53.08 NTU	115.2 mV	12.77 ft	250.00 ml/min
7/12/2023 11:23 AM	11:00	6.46 pH	64.09 °F	725.14 µS/cm	0.03 mg/L	39.89 NTU	114.9 mV	12.77 ft	250.00 ml/min
7/12/2023 11:24 AM	12:00	6.46 pH	64.36 °F	726.57 µS/cm	0.03 mg/L	24.56 NTU	112.9 mV	12.77 ft	250.00 ml/min

7/12/2023 11:25 AM	13:00	6.44 pH	63.41 °F	729.24 µS/cm	0.03 mg/L	24.91 NTU	113.6 mV	12.77 ft	250.00 ml/min
7/12/2023 11:26 AM	14:00	6.44 pH	62.95 °F	733.93 µS/cm	0.02 mg/L	18.12 NTU	112.4 mV	12.77 ft	250.00 ml/min
7/12/2023 11:27 AM	15:00	6.44 pH	62.93 °F	731.98 µS/cm	0.01 mg/L	14.01 NTU	112.0 mV	12.77 ft	250.00 ml/min
7/12/2023 11:28 AM	16:00	6.45 pH	62.99 °F	730.33 µS/cm	0.01 mg/L	12.97 NTU	110.3 mV	12.77 ft	250.00 ml/min
7/12/2023 11:29 AM	17:00	6.44 pH	63.18 °F	724.69 µS/cm	0.00 mg/L	13.12 NTU	109.9 mV	12.77 ft	250.00 ml/min
7/12/2023 11:30 AM	18:00	6.44 pH	63.15 °F	723.89 µS/cm	0.00 mg/L	14.04 NTU	108.9 mV	12.77 ft	250.00 ml/min
7/12/2023 11:31 AM	19:00	6.44 pH	63.07 °F	724.43 µS/cm	0.00 mg/L	15.75 NTU	107.9 mV	12.77 ft	250.00 ml/min

Samples

Sample ID:	Description:

Low-Flow Test Report:

Test Date / Time: 7/12/2023 10:48:36 AM
Project: HRID 3Q2023 MW-41D
Operator Name: Kilauren Driscoll

Location Name: HRID **Well Diameter: 2 in** **Casing Type: PVC Sch. 40** **Screen Length: 10 ft** **Top of Screen: 23 ft** **Total Depth: 33.15 ft** **Initial Depth to Water: 12.75 ft**	**Pump Type: SS Monsoon Pro XL** **Tubing Type: Poly** **Pump Intake From TOC: 23 ft** **Estimated Total Volume Pumped: 3750 ml** **Flow Cell Volume: 130 ml** **Final Flow Rate: 250 ml/min** **Final Draw Down: 0 ft**	**Instrument Used: Aqua TROLL 500** **Serial Number: 913928**

Test Notes:
VOCs. Yellow tint no odor. Unable to obtain drawdown measurement

Weather Conditions:
76 degrees Sunny

Low-Flow Readings:

Date Time	Elapsed Time	pH	Temperature	Specific Conductivity	RDO Concentration	Turbidity	ORP	Depth to Water	Flow
		+/- 0.1	+/- 3 %	+/- 3 %	+/- 10 %	+/- 10 %	+/- 10		
7/12/2023 10:48 AM	00:00	6.65 pH	66.19 °F	631.56 µS/cm	4.82 mg/L	29.40 NTU	141.6 mV	12.75 ft	250.00 ml/min
7/12/2023 10:49 AM	01:00	6.72 pH	61.32 °F	649.88 µS/cm	1.92 mg/L	27.00 NTU	142.1 mV	12.75 ft	250.00 ml/min
7/12/2023 10:50 AM	02:00	6.77 pH	60.80 °F	655.55 µS/cm	0.90 mg/L	23.27 NTU	139.7 mV	12.75 ft	250.00 ml/min
7/12/2023 10:51 AM	03:00	6.74 pH	61.39 °F	658.76 µS/cm	0.42 mg/L	20.61 NTU	139.7 mV	12.75 ft	250.00 ml/min
7/12/2023 10:52 AM	04:00	6.70 pH	61.49 °F	661.14 µS/cm	0.25 mg/L	19.37 NTU	140.7 mV	12.75 ft	250.00 ml/min
7/12/2023 10:53 AM	05:00	6.69 pH	61.00 °F	675.53 µS/cm	0.16 mg/L	20.22 NTU	139.8 mV	12.75 ft	250.00 ml/min
7/12/2023 10:54 AM	06:00	6.68 pH	60.83 °F	695.32 µS/cm	0.11 mg/L	19.19 NTU	139.1 mV	12.75 ft	250.00 ml/min
7/12/2023 10:55 AM	07:00	6.66 pH	60.93 °F	701.57 µS/cm	0.08 mg/L	17.71 NTU	138.7 mV	12.75 ft	250.00 ml/min
7/12/2023 10:56 AM	08:00	6.63 pH	61.87 °F	704.72 µS/cm	0.07 mg/L	16.80 NTU	138.6 mV	12.75 ft	250.00 ml/min
7/12/2023 10:57 AM	09:00	6.65 pH	60.19 °F	706.92 µS/cm	0.05 mg/L	15.52 NTU	137.1 mV	12.75 ft	250.00 ml/min
7/12/2023 10:58 AM	10:00	6.64 pH	59.93 °F	712.42 µS/cm	0.03 mg/L	16.06 NTU	136.2 mV	12.75 ft	250.00 ml/min
7/12/2023 10:59 AM	11:00	6.65 pH	59.94 °F	712.73 µS/cm	0.02 mg/L	18.10 NTU	134.4 mV	12.75 ft	250.00 ml/min
7/12/2023 11:00 AM	12:00	6.64 pH	60.11 °F	712.58 µS/cm	0.02 mg/L	18.86 NTU	133.4 mV	12.75 ft	250.00 ml/min

7/12/2023 11:01 AM	13:00	6.64 pH	60.81 °F	711.53 µS/cm	0.02 mg/L	19.87 NTU	132.2 mV	12.75 ft	250.00 ml/min
7/12/2023 11:02 AM	14:00	6.62 pH	60.80 °F	710.21 µS/cm	0.02 mg/L	21.10 NTU	131.8 mV	12.75 ft	250.00 ml/min
7/12/2023 11:03 AM	15:00	6.62 pH	60.79 °F	709.98 µS/cm	0.02 mg/L	21.39 NTU	130.9 mV	12.75 ft	250.00 ml/min

Samples

Sample ID:	Description:

Low-Flow Test Report:

Test Date / Time: 7/11/2023 11:55:44 AM
Project: HRID 3Q2023 MW-42
Operator Name: Kilauren Driscoll

Location Name: HRID **Well Diameter: 2 in** **Casing Type: PVC Sch. 40** **Screen Length: 10 ft** **Top of Screen: 7 ft** **Total Depth: 17.03 ft** **Initial Depth to Water: 11.22 ft**	**Pump Type: SS Monsoon Pro XL** **Tubing Type: Poly** **Pump Intake From TOC: 14 ft** **Estimated Total Volume Pumped: 3500 ml** **Flow Cell Volume: 130 ml** **Final Flow Rate: 250 ml/min** **Final Draw Down: 11.32 ft**	**Instrument Used: Aqua TROLL 500** **Serial Number: 913928**

Test Notes:
VOCs. Murky brown no odor

Weather Conditions:
78 degrees Sunny

Low-Flow Readings:

Date Time	Elapsed Time	pH	Temperature	Specific Conductivity	RDO Concentration	Turbidity	ORP	Depth to Water	Flow
		+/- 0.1	+/- 3 %	+/- 3 %	+/- 10 %	+/- 10 %	+/- 10		
7/11/2023 11:55 AM	00:00	6.74 pH	70.29 °F	685.76 µS/cm	4.30 mg/L	469.61 NTU	77.3 mV	11.22 ft	250.00 ml/min
7/11/2023 11:56 AM	01:00	6.89 pH	64.14 °F	713.11 µS/cm	1.74 mg/L	570.44 NTU	71.7 mV	11.22 ft	250.00 ml/min
7/11/2023 11:57 AM	02:00	6.87 pH	62.64 °F	721.65 µS/cm	0.89 mg/L	463.90 NTU	71.5 mV	11.22 ft	250.00 ml/min
7/11/2023 11:58 AM	03:00	6.85 pH	61.65 °F	723.94 µS/cm	0.47 mg/L	376.76 NTU	72.3 mV	11.22 ft	250.00 ml/min
7/11/2023 11:59 AM	04:00	6.81 pH	61.28 °F	728.98 µS/cm	0.32 mg/L	270.45 NTU	73.5 mV	11.22 ft	250.00 ml/min
7/11/2023 12:00 PM	05:00	6.79 pH	60.79 °F	729.43 µS/cm	0.25 mg/L	212.63 NTU	74.4 mV	11.22 ft	250.00 ml/min
7/11/2023 12:01 PM	06:00	6.77 pH	60.82 °F	730.15 µS/cm	0.21 mg/L	125.41 NTU	74.6 mV	11.22 ft	250.00 ml/min
7/11/2023 12:02 PM	07:00	6.74 pH	60.43 °F	734.67 µS/cm	0.23 mg/L	74.34 NTU	76.2 mV	11.22 ft	250.00 ml/min
7/11/2023 12:03 PM	08:00	6.73 pH	60.42 °F	736.65 µS/cm	0.26 mg/L	49.34 NTU	76.0 mV	11.22 ft	250.00 ml/min
7/11/2023 12:04 PM	09:00	6.70 pH	60.32 °F	740.94 µS/cm	0.30 mg/L	36.14 NTU	77.5 mV	11.22 ft	250.00 ml/min
7/11/2023 12:05 PM	10:00	6.69 pH	60.24 °F	739.36 µS/cm	0.32 mg/L	30.64 NTU	77.8 mV	11.22 ft	250.00 ml/min
7/11/2023 12:06 PM	11:00	6.67 pH	60.29 °F	741.10 µS/cm	0.34 mg/L	27.55 NTU	78.6 mV	11.22 ft	250.00 ml/min
7/11/2023 12:07 PM	12:00	6.66 pH	60.20 °F	740.96 µS/cm	0.35 mg/L	28.00 NTU	78.9 mV	11.22 ft	250.00 ml/min

7/11/2023 12:08 PM	13:00	6.65 pH	60.00 °F	740.73 µS/cm	0.36 mg/L	29.80 NTU	79.5 mV	11.22 ft	250.00 ml/min
7/11/2023 12:09 PM	14:00	6.64 pH	60.00 °F	740.76 µS/cm	0.36 mg/L	31.40 NTU	80.1 mV	11.22 ft	250.00 ml/min

Samples

Sample ID:	Description:

Created using VuSitu from In-Situ, Inc.

Low-Flow Test Report:

Test Date / Time: 7/11/2023 12:25:21 PM
Project: HRID 3Q2023 MW-42D
Operator Name: Kilauren Driscoll

Location Name: HRID **Well Diameter: 2 in** **Casing Type: PVC Sch. 40** **Screen Length: 10 ft** **Top of Screen: 42 ft** **Total Depth: 52.78 ft** **Initial Depth to Water: 11.18 ft**	**Pump Type: SS Monsoon Pro XL** **Tubing Type: Poly** **Pump Intake From TOC: 32 ft** **Estimated Total Volume Pumped: 4750 ml** **Flow Cell Volume: 130 ml** **Final Flow Rate: 250 ml/min** **Final Draw Down: 0 ft**	**Instrument Used: Aqua TROLL 500** **Serial Number: 913928**

Test Notes:
VOCs. Murky brown no odor.

Weather Conditions:
82 degrees Sunny

Low-Flow Readings:

Date Time	Elapsed Time	pH	Temperature	Specific Conductivity	RDO Concentration	Turbidity	ORP	Depth to Water	Flow
		+/- 0.1	+/- 3 %	+/- 3 %	+/- 10 %	+/- 10 %	+/- 10		
7/11/2023 12:25 PM	00:00	6.80 pH	87.48 °F	0.05 µS/cm	4.48 mg/L	59.67 NTU	75.7 mV	11.18 ft	250.00 ml/min
7/11/2023 12:26 PM	01:00	7.10 pH	59.10 °F	641.29 µS/cm	2.13 mg/L	61.25 NTU	66.3 mV	11.18 ft	250.00 ml/min
7/11/2023 12:27 PM	02:00	7.09 pH	57.41 °F	651.47 µS/cm	0.98 mg/L	39.23 NTU	66.4 mV	11.18 ft	250.00 ml/min
7/11/2023 12:28 PM	03:00	7.06 pH	56.94 °F	654.52 µS/cm	0.43 mg/L	29.33 NTU	67.2 mV	11.18 ft	250.00 ml/min
7/11/2023 12:29 PM	04:00	7.01 pH	56.79 °F	655.07 µS/cm	0.23 mg/L	25.57 NTU	68.9 mV	11.18 ft	250.00 ml/min
7/11/2023 12:30 PM	05:00	6.98 pH	56.67 °F	655.87 µS/cm	0.13 mg/L	27.65 NTU	70.2 mV	11.18 ft	250.00 ml/min
7/11/2023 12:31 PM	06:00	6.95 pH	56.72 °F	657.00 µS/cm	0.09 mg/L	45.72 NTU	71.1 mV	11.18 ft	250.00 ml/min
7/11/2023 12:32 PM	07:00	6.92 pH	56.74 °F	658.77 µS/cm	0.06 mg/L	104.02 NTU	72.2 mV	11.18 ft	250.00 ml/min
7/11/2023 12:33 PM	08:00	6.88 pH	56.58 °F	659.79 µS/cm	0.05 mg/L	201.95 NTU	73.4 mV	11.18 ft	250.00 ml/min
7/11/2023 12:34 PM	09:00	6.87 pH	56.56 °F	661.37 µS/cm	0.03 mg/L	410.82 NTU	73.7 mV	11.18 ft	250.00 ml/min
7/11/2023 12:35 PM	10:00	6.84 pH	56.69 °F	662.04 µS/cm	0.02 mg/L	956.51 NTU	74.5 mV	11.18 ft	250.00 ml/min
7/11/2023 12:36 PM	11:00	6.82 pH	56.69 °F	661.82 µS/cm	0.02 mg/L	1,757.2 NTU	75.5 mV	11.18 ft	250.00 ml/min
7/11/2023 12:37 PM	12:00	6.80 pH	56.71 °F	661.72 µS/cm	0.01 mg/L	1,707.1 NTU	76.2 mV	11.18 ft	250.00 ml/min

7/11/2023 12:38 PM	13:00	6.79 pH	56.69 °F	661.34 µS/cm	0.01 mg/L	1,323.5 NTU	76.5 mV	11.18 ft	250.00 ml/min
7/11/2023 12:39 PM	14:00	6.77 pH	56.70 °F	661.37 µS/cm	0.00 mg/L	1,134.0 NTU	77.3 mV	11.18 ft	250.00 ml/min
7/11/2023 12:40 PM	15:00	6.76 pH	57.01 °F	657.95 µS/cm	0.01 mg/L	767.30 NTU	77.8 mV	11.18 ft	250.00 ml/min
7/11/2023 12:41 PM	16:00	6.75 pH	56.90 °F	659.52 µS/cm	0.00 mg/L	746.26 NTU	77.9 mV	11.18 ft	250.00 ml/min
7/11/2023 12:42 PM	17:00	6.74 pH	56.93 °F	659.55 µS/cm	0.00 mg/L	681.60 NTU	78.3 mV	11.18 ft	250.00 ml/min
7/11/2023 12:43 PM	18:00	6.73 pH	56.93 °F	659.43 µS/cm	0.00 mg/L	618.57 NTU	78.6 mV	11.18 ft	250.00 ml/min
7/11/2023 12:44 PM	19:00	6.72 pH	56.89 °F	658.84 µS/cm	0.00 mg/L	536.39 NTU	79.1 mV	11.18 ft	250.00 ml/min

Samples

Sample ID:	Description:

Created using VuSitu from In-Situ, Inc.

Low-Flow Test Report:

Test Date / Time: 7/7/2023 10:19:02 AM
Project: HRID 3Q2023 MW-43
Operator Name: Kilauren Driscoll

Location Name: HRID **Well Diameter: 2 in** **Casing Type: PVC Sch. 40** **Screen Length: 10 ft** **Top of Screen: 7 ft** **Total Depth: 17.6 ft** **Initial Depth to Water: 12.29 ft**	**Pump Type: SS Monsoon Pro XL** **Tubing Type: Poly** **Pump Intake From TOC: 15 ft** **Estimated Total Volume Pumped: 4500 ml** **Flow Cell Volume: 130 ml** **Final Flow Rate: 250 ml/min** **Final Draw Down: 12.32 ft**	**Instrument Used: Aqua TROLL 500** **Serial Number: 913928**

Test Notes:
VOCs. Light brown tint, no odor. Ms/msd

Weather Conditions:
75 degrees Sunny

Low-Flow Readings:

Date Time	Elapsed Time	pH	Temperature	Specific Conductivity	RDO Concentration	Turbidity	ORP	Depth to Water	Flow
		+/- 0.1	+/- 3 %	+/- 3 %	+/- 10 %	+/- 10 %	+/- 10		
7/7/2023 10:19 AM	00:00	6.67 pH	59.26 °F	476.25 µS/cm	5.75 mg/L	57.08 NTU	197.4 mV	12.29 ft	250.00 ml/min
7/7/2023 10:20 AM	01:00	6.75 pH	53.05 °F	485.32 µS/cm	2.24 mg/L	116.35 NTU	190.3 mV	12.29 ft	250.00 ml/min
7/7/2023 10:21 AM	02:00	6.74 pH	52.64 °F	475.64 µS/cm	1.02 mg/L	130.48 NTU	190.4 mV	12.29 ft	250.00 ml/min
7/7/2023 10:22 AM	03:00	6.65 pH	52.58 °F	473.06 µS/cm	0.47 mg/L	86.78 NTU	192.3 mV	12.29 ft	250.00 ml/min
7/7/2023 10:23 AM	04:00	6.58 pH	52.44 °F	472.37 µS/cm	0.25 mg/L	76.05 NTU	194.3 mV	12.29 ft	250.00 ml/min
7/7/2023 10:24 AM	05:00	6.52 pH	52.50 °F	472.10 µS/cm	0.16 mg/L	100.46 NTU	196.9 mV	12.29 ft	250.00 ml/min
7/7/2023 10:25 AM	06:00	6.47 pH	52.46 °F	468.76 µS/cm	0.11 mg/L	85.41 NTU	198.1 mV	12.29 ft	250.00 ml/min
7/7/2023 10:26 AM	07:00	6.43 pH	52.37 °F	468.35 µS/cm	0.09 mg/L	102.12 NTU	199.5 mV	12.29 ft	250.00 ml/min
7/7/2023 10:27 AM	08:00	6.40 pH	52.25 °F	469.56 µS/cm	0.06 mg/L	109.33 NTU	199.9 mV	12.29 ft	250.00 ml/min
7/7/2023 10:28 AM	09:00	6.37 pH	52.24 °F	471.26 µS/cm	0.05 mg/L	124.85 NTU	201.0 mV	12.29 ft	250.00 ml/min
7/7/2023 10:29 AM	10:00	6.35 pH	52.31 °F	468.81 µS/cm	0.03 mg/L	123.64 NTU	201.0 mV	12.29 ft	250.00 ml/min
7/7/2023 10:30 AM	11:00	6.31 pH	52.30 °F	468.28 µS/cm	0.03 mg/L	123.56 NTU	202.5 mV	12.29 ft	250.00 ml/min
7/7/2023 10:31 AM	12:00	6.29 pH	52.22 °F	467.72 µS/cm	0.02 mg/L	123.87 NTU	202.8 mV	12.29 ft	250.00 ml/min

7/7/2023 10:32 AM	13:00	6.27 pH	52.15 °F	466.43 µS/cm	0.01 mg/L	125.07 NTU	203.5 mV	12.29 ft	250.00 ml/min
7/7/2023 10:33 AM	14:00	6.25 pH	52.27 °F	467.21 µS/cm	0.01 mg/L	128.93 NTU	203.9 mV	12.29 ft	250.00 ml/min
7/7/2023 10:34 AM	15:00	6.24 pH	52.25 °F	468.34 µS/cm	0.00 mg/L	129.26 NTU	204.1 mV	12.29 ft	250.00 ml/min
7/7/2023 10:35 AM	16:00	6.22 pH	52.26 °F	466.27 µS/cm	0.00 mg/L	132.05 NTU	204.8 mV	12.29 ft	250.00 ml/min
7/7/2023 10:36 AM	17:00	6.21 pH	52.28 °F	467.45 µS/cm	0.00 mg/L	131.03 NTU	204.7 mV	12.29 ft	250.00 ml/min
7/7/2023 10:37 AM	18:00	6.20 pH	52.30 °F	466.41 µS/cm	0.00 mg/L	131.19 NTU	205.1 mV	12.29 ft	250.00 ml/min

Samples

Sample ID:	Description:

Low-Flow Test Report:

Test Date / Time: 7/7/2023 10:53:19 AM
Project: HRID 3Q2023 MW-43D
Operator Name: Kilauren Driscoll

Location Name: HRID **Well Diameter: 2 in** **Casing Type: PVC Sch. 40** **Screen Length: 10 ft** **Top of Screen: 23 ft** **Total Depth: 33.2 ft** **Initial Depth to Water: 12.1 ft**	**Pump Type: SS Monsoon Pro XL** **Tubing Type: Poly** **Pump Intake From TOC: 22 ft** **Estimated Total Volume Pumped: 3500 ml** **Flow Cell Volume: 130 ml** **Final Flow Rate: 250 ml/min** **Final Draw Down: 12.14 ft**	**Instrument Used: Aqua TROLL 500** **Serial Number: 913928**

Test Notes:
VOCs. Clear no odor

Weather Conditions:
77 degrees Sunny

Low-Flow Readings:

Date Time	Elapsed Time	pH	Temperature	Specific Conductivity	RDO Concentration	Turbidity	ORP	Depth to Water	Flow
		+/- 0.1	+/- 3 %	+/- 3 %	+/- 10 %	+/- 10 %	+/- 10		
7/7/2023 10:53 AM	00:00	6.80 pH	57.50 °F	593.99 µS/cm	6.43 mg/L	137.63 NTU	204.7 mV	12.10 ft	250.00 ml/min
7/7/2023 10:54 AM	01:00	6.98 pH	51.68 °F	659.56 µS/cm	2.47 mg/L	141.74 NTU	195.3 mV	12.10 ft	250.00 ml/min
7/7/2023 10:55 AM	02:00	6.92 pH	50.84 °F	684.22 µS/cm	1.13 mg/L	108.33 NTU	195.0 mV	12.10 ft	250.00 ml/min
7/7/2023 10:56 AM	03:00	6.88 pH	50.79 °F	686.94 µS/cm	0.50 mg/L	95.38 NTU	195.6 mV	12.10 ft	250.00 ml/min
7/7/2023 10:57 AM	04:00	6.81 pH	50.76 °F	687.39 µS/cm	0.24 mg/L	100.22 NTU	198.2 mV	12.10 ft	250.00 ml/min
7/7/2023 10:58 AM	05:00	6.77 pH	50.78 °F	687.55 µS/cm	0.13 mg/L	100.98 NTU	198.5 mV	12.10 ft	250.00 ml/min
7/7/2023 10:59 AM	06:00	6.73 pH	50.70 °F	687.28 µS/cm	0.08 mg/L	100.79 NTU	199.4 mV	12.10 ft	250.00 ml/min
7/7/2023 11:00 AM	07:00	6.68 pH	50.69 °F	687.28 µS/cm	0.05 mg/L	103.84 NTU	201.3 mV	12.10 ft	250.00 ml/min
7/7/2023 11:01 AM	08:00	6.67 pH	50.62 °F	687.04 µS/cm	0.03 mg/L	105.87 NTU	200.8 mV	12.10 ft	250.00 ml/min
7/7/2023 11:02 AM	09:00	6.64 pH	50.63 °F	687.17 µS/cm	0.02 mg/L	105.90 NTU	200.8 mV	12.10 ft	250.00 ml/min
7/7/2023 11:03 AM	10:00	6.62 pH	50.62 °F	687.15 µS/cm	0.01 mg/L	106.78 NTU	200.6 mV	12.10 ft	250.00 ml/min
7/7/2023 11:04 AM	11:00	6.61 pH	50.62 °F	687.05 µS/cm	0.00 mg/L	107.71 NTU	200.1 mV	12.10 ft	250.00 ml/min
7/7/2023 11:05 AM	12:00	6.59 pH	50.61 °F	687.18 µS/cm	0.00 mg/L	108.56 NTU	200.1 mV	12.10 ft	250.00 ml/min

7/7/2023 11:06 AM	13:00	6.58 pH	50.63 °F	687.12 µS/cm	0.00 mg/L	107.66 NTU	199.5 mV	12.10 ft	250.00 ml/min
7/7/2023 11:07 AM	14:00	6.57 pH	50.67 °F	687.27 µS/cm	0.00 mg/L	107.81 NTU	199.2 mV	12.10 ft	250.00 ml/min

Samples

Sample ID:	Description:

Created using VuSitu from In-Situ, Inc.

Low-Flow Test Report:

Test Date / Time: 7/11/2023 10:34:01 AM
Project: HRID 3Q2023 MW-46I
Operator Name: Kilauren Driscoll

Location Name: HRID **Well Diameter: 2 in** **Casing Type: PVC Sch. 40** **Screen Length: 10 ft** **Top of Screen: 46 ft** **Total Depth: 56.56 ft** **Initial Depth to Water: 10 ft**	**Pump Type: SS Monsoon Pro XL** **Tubing Type: Poly** **Pump Intake From TOC: 33 ft** **Estimated Total Volume Pumped: 4750 ml** **Flow Cell Volume: 130 ml** **Final Flow Rate: 250 ml/min** **Final Draw Down: 10.11 ft**	**Instrument Used: Aqua TROLL 500** **Serial Number: 913928**

Test Notes:
VOCs. Clear, slight sulfur like odor

Weather Conditions:
76 degrees Sunny

Low-Flow Readings:

Date Time	Elapsed Time	pH	Temperature	Specific Conductivity	RDO Concentration	Turbidity	ORP	Depth to Water	Flow
		+/- 0.1	+/- 3 %	+/- 3 %	+/- 10 %	+/- 10 %	+/- 10		
7/11/2023 10:34 AM	00:00	7.33 pH	63.73 °F	658.16 µS/cm	4.14 mg/L	68.03 NTU	62.1 mV	10.00 ft	250.00 ml/min
7/11/2023 10:35 AM	01:00	7.43 pH	59.37 °F	692.10 µS/cm	1.65 mg/L	73.28 NTU	53.9 mV	10.00 ft	250.00 ml/min
7/11/2023 10:36 AM	02:00	7.36 pH	59.76 °F	694.41 µS/cm	0.76 mg/L	67.64 NTU	52.8 mV	10.00 ft	250.00 ml/min
7/11/2023 10:37 AM	03:00	7.27 pH	59.64 °F	696.95 µS/cm	0.36 mg/L	66.21 NTU	53.5 mV	10.00 ft	250.00 ml/min
7/11/2023 10:38 AM	04:00	7.24 pH	59.66 °F	697.35 µS/cm	0.21 mg/L	64.95 NTU	52.5 mV	10.00 ft	250.00 ml/min
7/11/2023 10:39 AM	05:00	7.17 pH	59.42 °F	697.12 µS/cm	0.14 mg/L	63.47 NTU	54.2 mV	10.00 ft	250.00 ml/min
7/11/2023 10:40 AM	06:00	7.13 pH	58.93 °F	698.28 µS/cm	0.11 mg/L	63.37 NTU	54.2 mV	10.00 ft	250.00 ml/min
7/11/2023 10:41 AM	07:00	7.10 pH	58.41 °F	699.46 µS/cm	0.09 mg/L	63.05 NTU	54.4 mV	10.00 ft	250.00 ml/min
7/11/2023 10:42 AM	08:00	7.07 pH	58.89 °F	699.67 µS/cm	0.08 mg/L	61.44 NTU	54.5 mV	10.00 ft	250.00 ml/min
7/11/2023 10:43 AM	09:00	7.04 pH	59.05 °F	700.88 µS/cm	0.06 mg/L	61.80 NTU	55.3 mV	10.00 ft	250.00 ml/min
7/11/2023 10:44 AM	10:00	7.02 pH	58.13 °F	700.60 µS/cm	0.05 mg/L	61.27 NTU	55.6 mV	10.00 ft	250.00 ml/min
7/11/2023 10:45 AM	11:00	7.00 pH	57.05 °F	707.71 µS/cm	0.04 mg/L	61.39 NTU	56.1 mV	10.00 ft	250.00 ml/min
7/11/2023 10:46 AM	12:00	6.93 pH	56.78 °F	730.02 µS/cm	0.03 mg/L	61.41 NTU	56.8 mV	10.00 ft	250.00 ml/min

7/11/2023 10:47 AM	13:00	6.87 pH	56.68 °F	736.16 µS/cm	0.02 mg/L	60.51 NTU	58.9 mV	10.00 ft	250.00 ml/min
7/11/2023 10:48 AM	14:00	6.84 pH	56.62 °F	738.92 µS/cm	0.01 mg/L	60.81 NTU	59.6 mV	10.00 ft	250.00 ml/min
7/11/2023 10:49 AM	15:00	6.82 pH	56.48 °F	742.73 µS/cm	0.00 mg/L	60.44 NTU	60.9 mV	10.00 ft	250.00 ml/min
7/11/2023 10:50 AM	16:00	6.81 pH	56.46 °F	748.34 µS/cm	0.00 mg/L	58.57 NTU	61.4 mV	10.00 ft	250.00 ml/min
7/11/2023 10:51 AM	17:00	6.79 pH	56.58 °F	751.44 µS/cm	0.00 mg/L	58.43 NTU	62.3 mV	10.00 ft	250.00 ml/min
7/11/2023 10:52 AM	18:00	6.78 pH	56.47 °F	753.19 µS/cm	0.00 mg/L	57.45 NTU	62.5 mV	10.00 ft	250.00 ml/min
7/11/2023 10:53 AM	19:00	6.76 pH	56.44 °F	754.12 µS/cm	0.00 mg/L	57.03 NTU	63.5 mV	10.00 ft	250.00 ml/min

Samples

Sample ID:	Description:

APPENDIX D

1Q2023 LABORATORY ANALYTICAL REPORTS

Pace Analytical Services, LLC
7726 Moller Road
Indianapolis, IN 46268
(317)228-3100

July 17, 2023

Mr. James Cody
Patriot Engineering
6150 E 75th St
Indianapolis, IN 46250

RE: Project: Houghland Canning 3Q2023
Pace Project No.: 50349137

Dear Mr. Cody:

Enclosed are the analytical results for sample(s) received by the laboratory on July 12, 2023. The results relate only to the samples included in this report. Results reported herein conform to the applicable TNI/NELAC Standards and the laboratory's Quality Manual, where applicable, unless otherwise noted in the body of the report.

The test results provided in this final report were generated by each of the following laboratories within the Pace Network:

- Pace Analytical Services - Indianapolis

If you have any questions concerning this report, please feel free to contact me.

Sincerely,

Tina Sayer

Tina Sayer
tina.sayer@pacelabs.com
(317)228-3100
Project Manager

Enclosures

This report shall not be reproduced, except in full,
without the written consent of Pace Analytical Services, LLC.

Pace Analytical Services, LLC
7726 Moller Road
Indianapolis, IN 46268
(317)228-3100

CERTIFICATIONS

Project:	Houghland Canning 3Q2023
Pace Project No.:	50349137

Pace Analytical Services Indianapolis

7726 Moller Road, Indianapolis, IN 46268
Illinois Accreditation #: 200074
Indiana Drinking Water Laboratory #: C-49-06
Kansas/TNI Certification #: E-10177
Kentucky UST Agency Interest #: 80226
Kentucky WW Laboratory ID #: 98019
Michigan Drinking Water Laboratory #9050
Ohio VAP Certified Laboratory #: CL0065
Oklahoma Laboratory #: 9204
Texas Certification #: T104704355
Wisconsin Laboratory #: 999788130
USDA Foreign Soil Permit #: 525-23-13-23119
USDA Compliance Agreement #: IN-SL-22-001

This report shall not be reproduced, except in full,
without the written consent of Pace Analytical Services, LLC.

Pace Analytical Services, LLC
7726 Moller Road
Indianapolis, IN 46268
(317)228-3100

SAMPLE SUMMARY

Project: Houghland Canning 3Q2023
Pace Project No.: 50349137

Lab ID	Sample ID	Matrix	Date Collected	Date Received
50349137001	**MW-11**	Water	07/07/23 12:31	07/12/23 14:36
50349137002	**MW-24**	Water	07/07/23 07:51	07/12/23 14:36
50349137003	**MW-29**	Water	07/07/23 13:03	07/12/23 14:36
50349137004	**MW-29D**	Water	07/07/23 13:35	07/12/23 14:36
50349137005	**MW-30**	Water	07/07/23 12:02	07/12/23 14:36
50349137006	**MW-37**	Water	07/07/23 08:26	07/12/23 14:36
50349137007	**MW-39**	Water	07/07/23 09:05	07/12/23 14:36
50349137008	**MW-40**	Water	07/07/23 10:00	07/12/23 14:36
50349137009	**MW-43**	Water	07/07/23 10:45	07/12/23 14:36
50349137010	**MW-43D**	Water	07/07/23 11:07	07/12/23 14:36
50349137011	**DUP-1**	Water	07/07/23 08:00	07/12/23 14:36
50349137012	**MW-32**	Water	07/10/23 08:07	07/12/23 14:36
50349137013	**MW-26**	Water	07/10/23 07:30	07/12/23 14:36
50349137014	**MW-33**	Water	07/10/23 09:19	07/12/23 14:36
50349137015	**MW-33D**	Water	07/10/23 08:42	07/12/23 14:36
50349137016	**MW-22**	Water	07/11/23 13:25	07/12/23 14:36
50349137017	**MW-22D**	Water	07/11/23 13:50	07/12/23 14:36
50349137018	**MW-23**	Water	07/11/23 09:40	07/12/23 14:36
50349137019	**MW-42**	Water	07/11/23 12:11	07/12/23 14:36
50349137020	**MW-42D**	Water	07/11/23 12:45	07/12/23 14:36
50349137021	**MW-46I**	Water	07/11/23 10:55	07/12/23 14:36
50349137022	**MW-12**	Water	07/12/23 12:30	07/12/23 14:36
50349137023	**MW-12D**	Water	07/12/23 12:03	07/12/23 14:36
50349137024	**MW-14**	Water	07/12/23 08:23	07/12/23 14:36
50349137025	**MW-14D**	Water	07/12/23 07:52	07/12/23 14:36
50349137026	**MW-15**	Water	07/12/23 09:10	07/12/23 14:36
50349137027	**MW-15D**	Water	07/12/23 09:43	07/12/23 14:36
50349137028	**MW-36**	Water	07/12/23 10:34	07/12/23 14:36
50349137029	**MW-41**	Water	07/12/23 11:33	07/12/23 14:36
50349137030	**MW-41D**	Water	07/12/23 11:04	07/12/23 14:36
50349137031	**DUP-2**	Water	07/12/23 08:00	07/12/23 14:36
50349137032	**Trip Blank**	Water	07/12/23 08:00	07/12/23 14:36

This report shall not be reproduced, except in full,
without the written consent of Pace Analytical Services, LLC.

Pace Analytical Services, LLC
7726 Moller Road
Indianapolis, IN 46268
(317)228-3100

SAMPLE ANALYTE COUNT

Project: Houghland Canning 3Q2023
Pace Project No.: 50349137

Lab ID	Sample ID	Method	Analysts	Analytes Reported	Laboratory
50349137001	**MW-11**	EPA 5030/8260	SLB	75	PASI-I
50349137002	**MW-24**	EPA 5030/8260	SLB	75	PASI-I
50349137003	**MW-29**	EPA 5030/8260	SLB	75	PASI-I
50349137004	**MW-29D**	EPA 5030/8260	SLB	75	PASI-I
50349137005	**MW-30**	EPA 5030/8260	SLB	75	PASI-I
50349137006	**MW-37**	EPA 5030/8260	SLB	75	PASI-I
50349137007	**MW-39**	EPA 5030/8260	SLB	75	PASI-I
50349137008	**MW-40**	EPA 5030/8260	SLB	75	PASI-I
50349137009	**MW-43**	EPA 5030/8260	SLB	75	PASI-I
50349137010	**MW-43D**	EPA 5030/8260	SLB	75	PASI-I
50349137011	**DUP-1**	EPA 5030/8260	SLB	75	PASI-I
50349137012	**MW-32**	EPA 5030/8260	SLB	75	PASI-I
50349137013	**MW-26**	EPA 5030/8260	SLB	75	PASI-I
50349137014	**MW-33**	EPA 5030/8260	SLB	75	PASI-I
50349137015	**MW-33D**	EPA 5030/8260	SLB	75	PASI-I
50349137016	**MW-22**	EPA 5030/8260	SLB	75	PASI-I
50349137017	**MW-22D**	EPA 5030/8260	SLB	75	PASI-I
50349137018	**MW-23**	EPA 5030/8260	SLB	75	PASI-I
50349137019	**MW-42**	EPA 5030/8260	SLB	75	PASI-I
50349137020	**MW-42D**	EPA 5030/8260	SLB	75	PASI-I
50349137021	**MW-46I**	EPA 5030/8260	SLB	75	PASI-I
50349137022	**MW-12**	EPA 5030/8260	SLB	75	PASI-I
50349137023	**MW-12D**	EPA 5030/8260	SLB	75	PASI-I
50349137024	**MW-14**	EPA 5030/8260	SLB	75	PASI-I
50349137025	**MW-14D**	EPA 5030/8260	BES, SLB	75	PASI-I
50349137026	**MW-15**	EPA 5030/8260	SLB	75	PASI-I
50349137027	**MW-15D**	EPA 5030/8260	SLB	75	PASI-I
50349137028	**MW-36**	EPA 5030/8260	SLB	75	PASI-I
50349137029	**MW-41**	EPA 5030/8260	SLB	75	PASI-I
50349137030	**MW-41D**	EPA 5030/8260	SLB	75	PASI-I
50349137031	**DUP-2**	EPA 5030/8260	SLB	75	PASI-I
50349137032	**Trip Blank**	EPA 5030/8260	SLB	75	PASI-I

PASI-I = Pace Analytical Services - Indianapolis

This report shall not be reproduced, except in full,
without the written consent of Pace Analytical Services, LLC.

Pace Analytical Services, LLC
7726 Moller Road
Indianapolis, IN 46268
(317)228-3100

SUMMARY OF DETECTION

Project: Houghland Canning 3Q2023
Pace Project No.: 50349137

Lab Sample ID / Method	Client Sample ID / Parameters	Result	Units	Report Limit	Analyzed	Qualifiers
50349137001	**MW-11**					
EPA 5030/8260	cis-1,2-Dichloroethene	99.2	ug/L	5.0	07/14/23 10:27	
50349137002	**MW-24**					
EPA 5030/8260	cis-1,2-Dichloroethene	11.0	ug/L	5.0	07/14/23 10:49	
EPA 5030/8260	Tetrachloroethene	37.6	ug/L	5.0	07/14/23 10:49	
EPA 5030/8260	Trichloroethene	9.0	ug/L	5.0	07/14/23 10:49	
50349137003	**MW-29**					
EPA 5030/8260	cis-1,2-Dichloroethene	32.7	ug/L	5.0	07/14/23 11:10	
EPA 5030/8260	Vinyl chloride	22.2	ug/L	2.0	07/14/23 11:10	
50349137004	**MW-29D**					
EPA 5030/8260	cis-1,2-Dichloroethene	72.2	ug/L	5.0	07/14/23 11:31	
EPA 5030/8260	Tetrachloroethene	14.7	ug/L	5.0	07/14/23 11:31	
EPA 5030/8260	Trichloroethene	131	ug/L	5.0	07/14/23 11:31	
EPA 5030/8260	Vinyl chloride	29.4	ug/L	2.0	07/14/23 11:31	
50349137005	**MW-30**					
EPA 5030/8260	cis-1,2-Dichloroethene	14.7	ug/L	5.0	07/14/23 11:52	
EPA 5030/8260	Vinyl chloride	21.6	ug/L	2.0	07/14/23 11:52	
50349137006	**MW-37**					
EPA 5030/8260	Tetrachloroethene	26.7	ug/L	5.0	07/14/23 12:13	
EPA 5030/8260	Trichloroethene	10.8	ug/L	5.0	07/14/23 12:13	
50349137007	**MW-39**					
EPA 5030/8260	Tetrachloroethene	27.7	ug/L	5.0	07/14/23 12:34	
EPA 5030/8260	Trichloroethene	34.7	ug/L	5.0	07/14/23 12:34	
EPA 5030/8260	Vinyl chloride	4.5	ug/L	2.0	07/14/23 12:34	
50349137008	**MW-40**					
EPA 5030/8260	cis-1,2-Dichloroethene	86.9	ug/L	5.0	07/14/23 12:56	
EPA 5030/8260	trans-1,2-Dichloroethene	92.8	ug/L	5.0	07/14/23 12:56	
EPA 5030/8260	Trichloroethene	178	ug/L	5.0	07/14/23 12:56	
50349137011	**DUP-1**					
EPA 5030/8260	Tetrachloroethene	27.4	ug/L	5.0	07/14/23 14:41	
EPA 5030/8260	Trichloroethene	34.6	ug/L	5.0	07/14/23 14:41	
EPA 5030/8260	Vinyl chloride	4.0	ug/L	2.0	07/14/23 14:41	
50349137012	**MW-32**					
EPA 5030/8260	cis-1,2-Dichloroethene	21.3	ug/L	5.0	07/14/23 15:03	
EPA 5030/8260	Tetrachloroethene	9.6	ug/L	5.0	07/14/23 15:03	
EPA 5030/8260	Trichloroethene	14.9	ug/L	5.0	07/14/23 15:03	
50349137013	**MW-26**					
EPA 5030/8260	Tetrachloroethene	12.6	ug/L	5.0	07/14/23 15:24	
EPA 5030/8260	Trichloroethene	22.2	ug/L	5.0	07/14/23 15:24	
EPA 5030/8260	Vinyl chloride	2.5	ug/L	2.0	07/14/23 15:24	

This report shall not be reproduced, except in full,
without the written consent of Pace Analytical Services, LLC.

Pace Analytical Services, LLC
7726 Moller Road
Indianapolis, IN 46268
(317)228-3100

SUMMARY OF DETECTION

Project: Houghland Canning 3Q2023
Pace Project No.: 50349137

Lab Sample ID / Method	Client Sample ID / Parameters	Result	Units	Report Limit	Analyzed	Qualifiers
50349137014	**MW-33**					
EPA 5030/8260	cis-1,2-Dichloroethene	6.6	ug/L	5.0	07/14/23 15:45	
EPA 5030/8260	Tetrachloroethene	26.3	ug/L	5.0	07/14/23 15:45	
EPA 5030/8260	Trichloroethene	41.0	ug/L	5.0	07/14/23 15:45	
50349137015	**MW-33D**					
EPA 5030/8260	cis-1,2-Dichloroethene	8.4	ug/L	5.0	07/14/23 16:06	
EPA 5030/8260	Tetrachloroethene	31.7	ug/L	5.0	07/14/23 16:06	
EPA 5030/8260	Trichloroethene	105	ug/L	5.0	07/14/23 16:06	
50349137016	**MW-22**					
EPA 5030/8260	cis-1,2-Dichloroethene	56.1	ug/L	5.0	07/14/23 16:27	
EPA 5030/8260	trans-1,2-Dichloroethene	5.6	ug/L	5.0	07/14/23 16:27	
EPA 5030/8260	Trichloroethene	7.8	ug/L	5.0	07/14/23 16:27	
EPA 5030/8260	Vinyl chloride	36.2	ug/L	2.0	07/14/23 16:27	
50349137017	**MW-22D**					
EPA 5030/8260	cis-1,2-Dichloroethene	32.9	ug/L	5.0	07/14/23 16:48	
EPA 5030/8260	Tetrachloroethene	10.8	ug/L	5.0	07/14/23 16:48	
EPA 5030/8260	Trichloroethene	29.3	ug/L	5.0	07/14/23 16:48	
EPA 5030/8260	Vinyl chloride	12.1	ug/L	2.0	07/14/23 16:48	
50349137018	**MW-23**					
EPA 5030/8260	Vinyl chloride	3.5	ug/L	2.0	07/14/23 17:10	
50349137019	**MW-42**					
EPA 5030/8260	Trichloroethene	247	ug/L	5.0	07/14/23 17:31	
50349137020	**MW-42D**					
EPA 5030/8260	cis-1,2-Dichloroethene	312	ug/L	50.0	07/14/23 18:13	
EPA 5030/8260	trans-1,2-Dichloroethene	25.5	ug/L	5.0	07/14/23 17:52	
EPA 5030/8260	Trichloroethene	112	ug/L	5.0	07/14/23 17:52	
EPA 5030/8260	Vinyl chloride	2.9	ug/L	2.0	07/14/23 17:52	
50349137021	**MW-46I**					
EPA 5030/8260	cis-1,2-Dichloroethene	57.3	ug/L	5.0	07/14/23 20:20	
EPA 5030/8260	Vinyl chloride	40.7	ug/L	2.0	07/14/23 20:20	
50349137022	**MW-12**					
EPA 5030/8260	Trichloroethene	58.8	ug/L	5.0	07/14/23 21:24	
50349137025	**MW-14D**					
EPA 5030/8260	cis-1,2-Dichloroethene	52.1	ug/L	5.0	07/14/23 22:27	
EPA 5030/8260	Trichloroethene	296	ug/L	50.0	07/17/23 11:03	
EPA 5030/8260	Vinyl chloride	3.7	ug/L	2.0	07/14/23 22:27	
50349137026	**MW-15**					
EPA 5030/8260	Trichloroethene	40.9	ug/L	5.0	07/14/23 22:49	
50349137027	**MW-15D**					
EPA 5030/8260	cis-1,2-Dichloroethene	135	ug/L	5.0	07/14/23 23:10	

This report shall not be reproduced, except in full,
without the written consent of Pace Analytical Services, LLC.

Pace Analytical Services, LLC
7726 Moller Road
Indianapolis, IN 46268
(317)228-3100

SUMMARY OF DETECTION

Project: Houghland Canning 3Q2023
Pace Project No.: 50349137

Lab Sample ID Method	Client Sample ID Parameters	Result	Units	Report Limit	Analyzed	Qualifiers
50349137028	**MW-36**					
EPA 5030/8260	Tetrachloroethene	12.4	ug/L	5.0	07/14/23 23:31	
EPA 5030/8260	Trichloroethene	16.1	ug/L	5.0	07/14/23 23:31	
50349137029	**MW-41**					
EPA 5030/8260	cis-1,2-Dichloroethene	77.7	ug/L	5.0	07/14/23 23:52	
EPA 5030/8260	Trichloroethene	60.1	ug/L	5.0	07/14/23 23:52	
EPA 5030/8260	Vinyl chloride	35.6	ug/L	2.0	07/14/23 23:52	
50349137030	**MW-41D**					
EPA 5030/8260	cis-1,2-Dichloroethene	17.8	ug/L	5.0	07/15/23 00:13	
EPA 5030/8260	Vinyl chloride	16.4	ug/L	2.0	07/15/23 00:13	
50349137031	**DUP-2**					
EPA 5030/8260	Trichloroethene	56.4	ug/L	5.0	07/15/23 00:34	

This report shall not be reproduced, except in full,
without the written consent of Pace Analytical Services, LLC.

Pace Analytical Services, LLC
7726 Moller Road
Indianapolis, IN 46268
(317)228-3100

ANALYTICAL RESULTS

Project: Houghland Canning 3Q2023
Pace Project No.: 50349137

Sample: MW-11 **Lab ID: 50349137001** Collected: 07/07/23 12:31 Received: 07/12/23 14:36 Matrix: Water

Parameters	Results	Units	Report Limit	DF	Prepared	Analyzed	CAS No.	Qual
8260 MSV Indiana	Analytical Method: EPA 5030/8260							
	Pace Analytical Services - Indianapolis							
Acetone	ND	ug/L	100	1		07/14/23 10:27	67-64-1	
Acrolein	ND	ug/L	50.0	1		07/14/23 10:27	107-02-8	
Acrylonitrile	ND	ug/L	100	1		07/14/23 10:27	107-13-1	
Benzene	ND	ug/L	5.0	1		07/14/23 10:27	71-43-2	
Bromobenzene	ND	ug/L	5.0	1		07/14/23 10:27	108-86-1	
Bromochloromethane	ND	ug/L	5.0	1		07/14/23 10:27	74-97-5	
Bromodichloromethane	ND	ug/L	5.0	1		07/14/23 10:27	75-27-4	
Bromoform	ND	ug/L	5.0	1		07/14/23 10:27	75-25-2	
Bromomethane	ND	ug/L	5.0	1		07/14/23 10:27	74-83-9	
2-Butanone (MEK)	ND	ug/L	25.0	1		07/14/23 10:27	78-93-3	
n-Butylbenzene	ND	ug/L	5.0	1		07/14/23 10:27	104-51-8	
sec-Butylbenzene	ND	ug/L	5.0	1		07/14/23 10:27	135-98-8	
tert-Butylbenzene	ND	ug/L	5.0	1		07/14/23 10:27	98-06-6	
Carbon disulfide	ND	ug/L	10.0	1		07/14/23 10:27	75-15-0	
Carbon tetrachloride	ND	ug/L	5.0	1		07/14/23 10:27	56-23-5	
Chlorobenzene	ND	ug/L	5.0	1		07/14/23 10:27	108-90-7	
Chloroethane	ND	ug/L	5.0	1		07/14/23 10:27	75-00-3	
Chloroform	ND	ug/L	5.0	1		07/14/23 10:27	67-66-3	
Chloromethane	ND	ug/L	5.0	1		07/14/23 10:27	74-87-3	
2-Chlorotoluene	ND	ug/L	5.0	1		07/14/23 10:27	95-49-8	
4-Chlorotoluene	ND	ug/L	5.0	1		07/14/23 10:27	106-43-4	
Dibromochloromethane	ND	ug/L	5.0	1		07/14/23 10:27	124-48-1	
1,2-Dibromoethane (EDB)	ND	ug/L	5.0	1		07/14/23 10:27	106-93-4	
Dibromomethane	ND	ug/L	5.0	1		07/14/23 10:27	74-95-3	
1,2-Dichlorobenzene	ND	ug/L	5.0	1		07/14/23 10:27	95-50-1	
1,3-Dichlorobenzene	ND	ug/L	5.0	1		07/14/23 10:27	541-73-1	
1,4-Dichlorobenzene	ND	ug/L	5.0	1		07/14/23 10:27	106-46-7	
trans-1,4-Dichloro-2-butene	ND	ug/L	100	1		07/14/23 10:27	110-57-6	
Dichlorodifluoromethane	ND	ug/L	5.0	1		07/14/23 10:27	75-71-8	
1,1-Dichloroethane	ND	ug/L	5.0	1		07/14/23 10:27	75-34-3	
1,2-Dichloroethane	ND	ug/L	5.0	1		07/14/23 10:27	107-06-2	
1,1-Dichloroethene	ND	ug/L	5.0	1		07/14/23 10:27	75-35-4	
cis-1,2-Dichloroethene	**99.2**	ug/L	5.0	1		07/14/23 10:27	156-59-2	
trans-1,2-Dichloroethene	ND	ug/L	5.0	1		07/14/23 10:27	156-60-5	
1,2-Dichloropropane	ND	ug/L	5.0	1		07/14/23 10:27	78-87-5	
1,3-Dichloropropane	ND	ug/L	5.0	1		07/14/23 10:27	142-28-9	
2,2-Dichloropropane	ND	ug/L	5.0	1		07/14/23 10:27	594-20-7	
1,1-Dichloropropene	ND	ug/L	5.0	1		07/14/23 10:27	563-58-6	
cis-1,3-Dichloropropene	ND	ug/L	5.0	1		07/14/23 10:27	10061-01-5	
trans-1,3-Dichloropropene	ND	ug/L	5.0	1		07/14/23 10:27	10061-02-6	
Ethylbenzene	ND	ug/L	5.0	1		07/14/23 10:27	100-41-4	
Ethyl methacrylate	ND	ug/L	100	1		07/14/23 10:27	97-63-2	
Hexachloro-1,3-butadiene	ND	ug/L	5.0	1		07/14/23 10:27	87-68-3	
n-Hexane	ND	ug/L	5.0	1		07/14/23 10:27	110-54-3	
2-Hexanone	ND	ug/L	25.0	1		07/14/23 10:27	591-78-6	
Iodomethane	ND	ug/L	10.0	1		07/14/23 10:27	74-88-4	

This report shall not be reproduced, except in full,
without the written consent of Pace Analytical Services, LLC.

Pace Analytical Services, LLC
7726 Moller Road
Indianapolis, IN 46268
(317)228-3100

ANALYTICAL RESULTS

Project: Houghland Canning 3Q2023
Pace Project No.: 50349137

Sample: MW-11 **Lab ID: 50349137001** Collected: 07/07/23 12:31 Received: 07/12/23 14:36 Matrix: Water

Parameters	Results	Units	Report Limit	DF	Prepared	Analyzed	CAS No.	Qual
8260 MSV Indiana	Analytical Method: EPA 5030/8260							
	Pace Analytical Services - Indianapolis							
Isopropylbenzene (Cumene)	ND	ug/L	5.0	1		07/14/23 10:27	98-82-8	
p-Isopropyltoluene	ND	ug/L	5.0	1		07/14/23 10:27	99-87-6	
Methylene Chloride	ND	ug/L	5.0	1		07/14/23 10:27	75-09-2	
1-Methylnaphthalene	ND	ug/L	10.0	1		07/14/23 10:27	90-12-0	
2-Methylnaphthalene	ND	ug/L	10.0	1		07/14/23 10:27	91-57-6	
4-Methyl-2-pentanone (MIBK)	ND	ug/L	25.0	1		07/14/23 10:27	108-10-1	
Methyl-tert-butyl ether	ND	ug/L	4.0	1		07/14/23 10:27	1634-04-4	
Naphthalene	ND	ug/L	1.2	1		07/14/23 10:27	91-20-3	
n-Propylbenzene	ND	ug/L	5.0	1		07/14/23 10:27	103-65-1	
Styrene	ND	ug/L	5.0	1		07/14/23 10:27	100-42-5	
1,1,1,2-Tetrachloroethane	ND	ug/L	5.0	1		07/14/23 10:27	630-20-6	
1,1,2,2-Tetrachloroethane	ND	ug/L	5.0	1		07/14/23 10:27	79-34-5	
Tetrachloroethene	ND	ug/L	5.0	1		07/14/23 10:27	127-18-4	
Toluene	ND	ug/L	5.0	1		07/14/23 10:27	108-88-3	
1,2,3-Trichlorobenzene	ND	ug/L	5.0	1		07/14/23 10:27	87-61-6	
1,2,4-Trichlorobenzene	ND	ug/L	5.0	1		07/14/23 10:27	120-82-1	
1,1,1-Trichloroethane	ND	ug/L	5.0	1		07/14/23 10:27	71-55-6	
1,1,2-Trichloroethane	ND	ug/L	5.0	1		07/14/23 10:27	79-00-5	
Trichloroethene	ND	ug/L	5.0	1		07/14/23 10:27	79-01-6	
Trichlorofluoromethane	ND	ug/L	5.0	1		07/14/23 10:27	75-69-4	
1,2,3-Trichloropropane	ND	ug/L	5.0	1		07/14/23 10:27	96-18-4	
1,2,4-Trimethylbenzene	ND	ug/L	5.0	1		07/14/23 10:27	95-63-6	
1,3,5-Trimethylbenzene	ND	ug/L	5.0	1		07/14/23 10:27	108-67-8	
Vinyl acetate	ND	ug/L	50.0	1		07/14/23 10:27	108-05-4	
Vinyl chloride	ND	ug/L	2.0	1		07/14/23 10:27	75-01-4	
Xylene (Total)	ND	ug/L	10.0	1		07/14/23 10:27	1330-20-7	
Surrogates								
Dibromofluoromethane (S)	115	%.	82-128	1		07/14/23 10:27	1868-53-7	
4-Bromofluorobenzene (S)	98	%.	79-124	1		07/14/23 10:27	460-00-4	
Toluene-d8 (S)	96	%.	73-122	1		07/14/23 10:27	2037-26-5	

This report shall not be reproduced, except in full,
without the written consent of Pace Analytical Services, LLC.

Pace Analytical Services, LLC
7726 Moller Road
Indianapolis, IN 46268
(317)228-3100

ANALYTICAL RESULTS

Project: Houghland Canning 3Q2023
Pace Project No.: 50349137

Sample: MW-24 **Lab ID: 50349137002** Collected: 07/07/23 07:51 Received: 07/12/23 14:36 Matrix: Water

Parameters	Results	Units	Report Limit	DF	Prepared	Analyzed	CAS No.	Qual
8260 MSV Indiana	Analytical Method: EPA 5030/8260							
	Pace Analytical Services - Indianapolis							
Acetone	ND	ug/L	100	1		07/14/23 10:49	67-64-1	
Acrolein	ND	ug/L	50.0	1		07/14/23 10:49	107-02-8	
Acrylonitrile	ND	ug/L	100	1		07/14/23 10:49	107-13-1	
Benzene	ND	ug/L	5.0	1		07/14/23 10:49	71-43-2	
Bromobenzene	ND	ug/L	5.0	1		07/14/23 10:49	108-86-1	
Bromochloromethane	ND	ug/L	5.0	1		07/14/23 10:49	74-97-5	
Bromodichloromethane	ND	ug/L	5.0	1		07/14/23 10:49	75-27-4	
Bromoform	ND	ug/L	5.0	1		07/14/23 10:49	75-25-2	
Bromomethane	ND	ug/L	5.0	1		07/14/23 10:49	74-83-9	
2-Butanone (MEK)	ND	ug/L	25.0	1		07/14/23 10:49	78-93-3	
n-Butylbenzene	ND	ug/L	5.0	1		07/14/23 10:49	104-51-8	
sec-Butylbenzene	ND	ug/L	5.0	1		07/14/23 10:49	135-98-8	
tert-Butylbenzene	ND	ug/L	5.0	1		07/14/23 10:49	98-06-6	
Carbon disulfide	ND	ug/L	10.0	1		07/14/23 10:49	75-15-0	
Carbon tetrachloride	ND	ug/L	5.0	1		07/14/23 10:49	56-23-5	
Chlorobenzene	ND	ug/L	5.0	1		07/14/23 10:49	108-90-7	
Chloroethane	ND	ug/L	5.0	1		07/14/23 10:49	75-00-3	
Chloroform	ND	ug/L	5.0	1		07/14/23 10:49	67-66-3	
Chloromethane	ND	ug/L	5.0	1		07/14/23 10:49	74-87-3	
2-Chlorotoluene	ND	ug/L	5.0	1		07/14/23 10:49	95-49-8	
4-Chlorotoluene	ND	ug/L	5.0	1		07/14/23 10:49	106-43-4	
Dibromochloromethane	ND	ug/L	5.0	1		07/14/23 10:49	124-48-1	
1,2-Dibromoethane (EDB)	ND	ug/L	5.0	1		07/14/23 10:49	106-93-4	
Dibromomethane	ND	ug/L	5.0	1		07/14/23 10:49	74-95-3	
1,2-Dichlorobenzene	ND	ug/L	5.0	1		07/14/23 10:49	95-50-1	
1,3-Dichlorobenzene	ND	ug/L	5.0	1		07/14/23 10:49	541-73-1	
1,4-Dichlorobenzene	ND	ug/L	5.0	1		07/14/23 10:49	106-46-7	
trans-1,4-Dichloro-2-butene	ND	ug/L	100	1		07/14/23 10:49	110-57-6	
Dichlorodifluoromethane	ND	ug/L	5.0	1		07/14/23 10:49	75-71-8	
1,1-Dichloroethane	ND	ug/L	5.0	1		07/14/23 10:49	75-34-3	
1,2-Dichloroethane	ND	ug/L	5.0	1		07/14/23 10:49	107-06-2	
1,1-Dichloroethene	ND	ug/L	5.0	1		07/14/23 10:49	75-35-4	
cis-1,2-Dichloroethene	**11.0**	ug/L	5.0	1		07/14/23 10:49	156-59-2	
trans-1,2-Dichloroethene	ND	ug/L	5.0	1		07/14/23 10:49	156-60-5	
1,2-Dichloropropane	ND	ug/L	5.0	1		07/14/23 10:49	78-87-5	
1,3-Dichloropropane	ND	ug/L	5.0	1		07/14/23 10:49	142-28-9	
2,2-Dichloropropane	ND	ug/L	5.0	1		07/14/23 10:49	594-20-7	
1,1-Dichloropropene	ND	ug/L	5.0	1		07/14/23 10:49	563-58-6	
cis-1,3-Dichloropropene	ND	ug/L	5.0	1		07/14/23 10:49	10061-01-5	
trans-1,3-Dichloropropene	ND	ug/L	5.0	1		07/14/23 10:49	10061-02-6	
Ethylbenzene	ND	ug/L	5.0	1		07/14/23 10:49	100-41-4	
Ethyl methacrylate	ND	ug/L	100	1		07/14/23 10:49	97-63-2	
Hexachloro-1,3-butadiene	ND	ug/L	5.0	1		07/14/23 10:49	87-68-3	
n-Hexane	ND	ug/L	5.0	1		07/14/23 10:49	110-54-3	
2-Hexanone	ND	ug/L	25.0	1		07/14/23 10:49	591-78-6	
Iodomethane	ND	ug/L	10.0	1		07/14/23 10:49	74-88-4	

This report shall not be reproduced, except in full,
without the written consent of Pace Analytical Services, LLC.

Pace Analytical Services, LLC
7726 Moller Road
Indianapolis, IN 46268
(317)228-3100

ANALYTICAL RESULTS

Project: Houghland Canning 3Q2023
Pace Project No.: 50349137

Sample: MW-24 **Lab ID: 50349137002** Collected: 07/07/23 07:51 Received: 07/12/23 14:36 Matrix: Water

Parameters	Results	Units	Report Limit	DF	Prepared	Analyzed	CAS No.	Qual
8260 MSV Indiana	Analytical Method: EPA 5030/8260							
	Pace Analytical Services - Indianapolis							
Isopropylbenzene (Cumene)	ND	ug/L	5.0	1		07/14/23 10:49	98-82-8	
p-Isopropyltoluene	ND	ug/L	5.0	1		07/14/23 10:49	99-87-6	
Methylene Chloride	ND	ug/L	5.0	1		07/14/23 10:49	75-09-2	
1-Methylnaphthalene	ND	ug/L	10.0	1		07/14/23 10:49	90-12-0	
2-Methylnaphthalene	ND	ug/L	10.0	1		07/14/23 10:49	91-57-6	
4-Methyl-2-pentanone (MIBK)	ND	ug/L	25.0	1		07/14/23 10:49	108-10-1	
Methyl-tert-butyl ether	ND	ug/L	4.0	1		07/14/23 10:49	1634-04-4	
Naphthalene	ND	ug/L	1.2	1		07/14/23 10:49	91-20-3	
n-Propylbenzene	ND	ug/L	5.0	1		07/14/23 10:49	103-65-1	
Styrene	ND	ug/L	5.0	1		07/14/23 10:49	100-42-5	
1,1,1,2-Tetrachloroethane	ND	ug/L	5.0	1		07/14/23 10:49	630-20-6	
1,1,2,2-Tetrachloroethane	ND	ug/L	5.0	1		07/14/23 10:49	79-34-5	
Tetrachloroethene	**37.6**	ug/L	5.0	1		07/14/23 10:49	127-18-4	
Toluene	ND	ug/L	5.0	1		07/14/23 10:49	108-88-3	
1,2,3-Trichlorobenzene	ND	ug/L	5.0	1		07/14/23 10:49	87-61-6	
1,2,4-Trichlorobenzene	ND	ug/L	5.0	1		07/14/23 10:49	120-82-1	
1,1,1-Trichloroethane	ND	ug/L	5.0	1		07/14/23 10:49	71-55-6	
1,1,2-Trichloroethane	ND	ug/L	5.0	1		07/14/23 10:49	79-00-5	
Trichloroethene	**9.0**	ug/L	5.0	1		07/14/23 10:49	79-01-6	
Trichlorofluoromethane	ND	ug/L	5.0	1		07/14/23 10:49	75-69-4	
1,2,3-Trichloropropane	ND	ug/L	5.0	1		07/14/23 10:49	96-18-4	
1,2,4-Trimethylbenzene	ND	ug/L	5.0	1		07/14/23 10:49	95-63-6	
1,3,5-Trimethylbenzene	ND	ug/L	5.0	1		07/14/23 10:49	108-67-8	
Vinyl acetate	ND	ug/L	50.0	1		07/14/23 10:49	108-05-4	
Vinyl chloride	ND	ug/L	2.0	1		07/14/23 10:49	75-01-4	
Xylene (Total)	ND	ug/L	10.0	1		07/14/23 10:49	1330-20-7	
Surrogates								
Dibromofluoromethane (S)	112	%.	82-128	1		07/14/23 10:49	1868-53-7	
4-Bromofluorobenzene (S)	97	%.	79-124	1		07/14/23 10:49	460-00-4	
Toluene-d8 (S)	96	%.	73-122	1		07/14/23 10:49	2037-26-5	

This report shall not be reproduced, except in full,
without the written consent of Pace Analytical Services, LLC.

Pace Analytical Services, LLC
7726 Moller Road
Indianapolis, IN 46268
(317)228-3100

ANALYTICAL RESULTS

Project: Houghland Canning 3Q2023
Pace Project No.: 50349137

Sample: MW-29 **Lab ID: 50349137003** Collected: 07/07/23 13:03 Received: 07/12/23 14:36 Matrix: Water

Parameters	Results	Units	Report Limit	DF	Prepared	Analyzed	CAS No.	Qual
8260 MSV Indiana	Analytical Method: EPA 5030/8260							
	Pace Analytical Services - Indianapolis							
Acetone	ND	ug/L	100	1		07/14/23 11:10	67-64-1	
Acrolein	ND	ug/L	50.0	1		07/14/23 11:10	107-02-8	
Acrylonitrile	ND	ug/L	100	1		07/14/23 11:10	107-13-1	
Benzene	ND	ug/L	5.0	1		07/14/23 11:10	71-43-2	
Bromobenzene	ND	ug/L	5.0	1		07/14/23 11:10	108-86-1	
Bromochloromethane	ND	ug/L	5.0	1		07/14/23 11:10	74-97-5	
Bromodichloromethane	ND	ug/L	5.0	1		07/14/23 11:10	75-27-4	
Bromoform	ND	ug/L	5.0	1		07/14/23 11:10	75-25-2	
Bromomethane	ND	ug/L	5.0	1		07/14/23 11:10	74-83-9	
2-Butanone (MEK)	ND	ug/L	25.0	1		07/14/23 11:10	78-93-3	
n-Butylbenzene	ND	ug/L	5.0	1		07/14/23 11:10	104-51-8	
sec-Butylbenzene	ND	ug/L	5.0	1		07/14/23 11:10	135-98-8	
tert-Butylbenzene	ND	ug/L	5.0	1		07/14/23 11:10	98-06-6	
Carbon disulfide	ND	ug/L	10.0	1		07/14/23 11:10	75-15-0	
Carbon tetrachloride	ND	ug/L	5.0	1		07/14/23 11:10	56-23-5	
Chlorobenzene	ND	ug/L	5.0	1		07/14/23 11:10	108-90-7	
Chloroethane	ND	ug/L	5.0	1		07/14/23 11:10	75-00-3	
Chloroform	ND	ug/L	5.0	1		07/14/23 11:10	67-66-3	
Chloromethane	ND	ug/L	5.0	1		07/14/23 11:10	74-87-3	
2-Chlorotoluene	ND	ug/L	5.0	1		07/14/23 11:10	95-49-8	
4-Chlorotoluene	ND	ug/L	5.0	1		07/14/23 11:10	106-43-4	
Dibromochloromethane	ND	ug/L	5.0	1		07/14/23 11:10	124-48-1	
1,2-Dibromoethane (EDB)	ND	ug/L	5.0	1		07/14/23 11:10	106-93-4	
Dibromomethane	ND	ug/L	5.0	1		07/14/23 11:10	74-95-3	
1,2-Dichlorobenzene	ND	ug/L	5.0	1		07/14/23 11:10	95-50-1	
1,3-Dichlorobenzene	ND	ug/L	5.0	1		07/14/23 11:10	541-73-1	
1,4-Dichlorobenzene	ND	ug/L	5.0	1		07/14/23 11:10	106-46-7	
trans-1,4-Dichloro-2-butene	ND	ug/L	100	1		07/14/23 11:10	110-57-6	
Dichlorodifluoromethane	ND	ug/L	5.0	1		07/14/23 11:10	75-71-8	
1,1-Dichloroethane	ND	ug/L	5.0	1		07/14/23 11:10	75-34-3	
1,2-Dichloroethane	ND	ug/L	5.0	1		07/14/23 11:10	107-06-2	
1,1-Dichloroethene	ND	ug/L	5.0	1		07/14/23 11:10	75-35-4	
cis-1,2-Dichloroethene	**32.7**	ug/L	5.0	1		07/14/23 11:10	156-59-2	
trans-1,2-Dichloroethene	ND	ug/L	5.0	1		07/14/23 11:10	156-60-5	
1,2-Dichloropropane	ND	ug/L	5.0	1		07/14/23 11:10	78-87-5	
1,3-Dichloropropane	ND	ug/L	5.0	1		07/14/23 11:10	142-28-9	
2,2-Dichloropropane	ND	ug/L	5.0	1		07/14/23 11:10	594-20-7	
1,1-Dichloropropene	ND	ug/L	5.0	1		07/14/23 11:10	563-58-6	
cis-1,3-Dichloropropene	ND	ug/L	5.0	1		07/14/23 11:10	10061-01-5	
trans-1,3-Dichloropropene	ND	ug/L	5.0	1		07/14/23 11:10	10061-02-6	
Ethylbenzene	ND	ug/L	5.0	1		07/14/23 11:10	100-41-4	
Ethyl methacrylate	ND	ug/L	100	1		07/14/23 11:10	97-63-2	
Hexachloro-1,3-butadiene	ND	ug/L	5.0	1		07/14/23 11:10	87-68-3	
n-Hexane	ND	ug/L	5.0	1		07/14/23 11:10	110-54-3	
2-Hexanone	ND	ug/L	25.0	1		07/14/23 11:10	591-78-6	
Iodomethane	ND	ug/L	10.0	1		07/14/23 11:10	74-88-4	

This report shall not be reproduced, except in full,
without the written consent of Pace Analytical Services, LLC.

Pace Analytical Services, LLC
7726 Moller Road
Indianapolis, IN 46268
(317)228-3100

ANALYTICAL RESULTS

Project: Houghland Canning 3Q2023
Pace Project No.: 50349137

Sample: MW-29 **Lab ID: 50349137003** Collected: 07/07/23 13:03 Received: 07/12/23 14:36 Matrix: Water

Parameters	Results	Units	Report Limit	DF	Prepared	Analyzed	CAS No.	Qual
8260 MSV Indiana	Analytical Method: EPA 5030/8260							
	Pace Analytical Services - Indianapolis							
Isopropylbenzene (Cumene)	ND	ug/L	5.0	1		07/14/23 11:10	98-82-8	
p-Isopropyltoluene	ND	ug/L	5.0	1		07/14/23 11:10	99-87-6	
Methylene Chloride	ND	ug/L	5.0	1		07/14/23 11:10	75-09-2	
1-Methylnaphthalene	ND	ug/L	10.0	1		07/14/23 11:10	90-12-0	
2-Methylnaphthalene	ND	ug/L	10.0	1		07/14/23 11:10	91-57-6	
4-Methyl-2-pentanone (MIBK)	ND	ug/L	25.0	1		07/14/23 11:10	108-10-1	
Methyl-tert-butyl ether	ND	ug/L	4.0	1		07/14/23 11:10	1634-04-4	
Naphthalene	ND	ug/L	1.2	1		07/14/23 11:10	91-20-3	
n-Propylbenzene	ND	ug/L	5.0	1		07/14/23 11:10	103-65-1	
Styrene	ND	ug/L	5.0	1		07/14/23 11:10	100-42-5	
1,1,1,2-Tetrachloroethane	ND	ug/L	5.0	1		07/14/23 11:10	630-20-6	
1,1,2,2-Tetrachloroethane	ND	ug/L	5.0	1		07/14/23 11:10	79-34-5	
Tetrachloroethene	ND	ug/L	5.0	1		07/14/23 11:10	127-18-4	
Toluene	ND	ug/L	5.0	1		07/14/23 11:10	108-88-3	
1,2,3-Trichlorobenzene	ND	ug/L	5.0	1		07/14/23 11:10	87-61-6	
1,2,4-Trichlorobenzene	ND	ug/L	5.0	1		07/14/23 11:10	120-82-1	
1,1,1-Trichloroethane	ND	ug/L	5.0	1		07/14/23 11:10	71-55-6	
1,1,2-Trichloroethane	ND	ug/L	5.0	1		07/14/23 11:10	79-00-5	
Trichloroethene	ND	ug/L	5.0	1		07/14/23 11:10	79-01-6	
Trichlorofluoromethane	ND	ug/L	5.0	1		07/14/23 11:10	75-69-4	
1,2,3-Trichloropropane	ND	ug/L	5.0	1		07/14/23 11:10	96-18-4	
1,2,4-Trimethylbenzene	ND	ug/L	5.0	1		07/14/23 11:10	95-63-6	
1,3,5-Trimethylbenzene	ND	ug/L	5.0	1		07/14/23 11:10	108-67-8	
Vinyl acetate	ND	ug/L	50.0	1		07/14/23 11:10	108-05-4	
Vinyl chloride	**22.2**	ug/L	2.0	1		07/14/23 11:10	75-01-4	
Xylene (Total)	ND	ug/L	10.0	1		07/14/23 11:10	1330-20-7	
Surrogates								
Dibromofluoromethane (S)	117	%.	82-128	1		07/14/23 11:10	1868-53-7	
4-Bromofluorobenzene (S)	99	%.	79-124	1		07/14/23 11:10	460-00-4	
Toluene-d8 (S)	96	%.	73-122	1		07/14/23 11:10	2037-26-5	

This report shall not be reproduced, except in full,
without the written consent of Pace Analytical Services, LLC.

Pace Analytical Services, LLC
7726 Moller Road
Indianapolis, IN 46268
(317)228-3100

ANALYTICAL RESULTS

Project: Houghland Canning 3Q2023
Pace Project No.: 50349137

Sample: MW-29D **Lab ID: 50349137004** Collected: 07/07/23 13:35 Received: 07/12/23 14:36 Matrix: Water

Parameters	Results	Units	Report Limit	DF	Prepared	Analyzed	CAS No.	Qual
8260 MSV Indiana	Analytical Method: EPA 5030/8260							
	Pace Analytical Services - Indianapolis							
Acetone	ND	ug/L	100	1		07/14/23 11:31	67-64-1	
Acrolein	ND	ug/L	50.0	1		07/14/23 11:31	107-02-8	
Acrylonitrile	ND	ug/L	100	1		07/14/23 11:31	107-13-1	
Benzene	ND	ug/L	5.0	1		07/14/23 11:31	71-43-2	
Bromobenzene	ND	ug/L	5.0	1		07/14/23 11:31	108-86-1	
Bromochloromethane	ND	ug/L	5.0	1		07/14/23 11:31	74-97-5	
Bromodichloromethane	ND	ug/L	5.0	1		07/14/23 11:31	75-27-4	
Bromoform	ND	ug/L	5.0	1		07/14/23 11:31	75-25-2	
Bromomethane	ND	ug/L	5.0	1		07/14/23 11:31	74-83-9	
2-Butanone (MEK)	ND	ug/L	25.0	1		07/14/23 11:31	78-93-3	
n-Butylbenzene	ND	ug/L	5.0	1		07/14/23 11:31	104-51-8	
sec-Butylbenzene	ND	ug/L	5.0	1		07/14/23 11:31	135-98-8	
tert-Butylbenzene	ND	ug/L	5.0	1		07/14/23 11:31	98-06-6	
Carbon disulfide	ND	ug/L	10.0	1		07/14/23 11:31	75-15-0	
Carbon tetrachloride	ND	ug/L	5.0	1		07/14/23 11:31	56-23-5	
Chlorobenzene	ND	ug/L	5.0	1		07/14/23 11:31	108-90-7	
Chloroethane	ND	ug/L	5.0	1		07/14/23 11:31	75-00-3	
Chloroform	ND	ug/L	5.0	1		07/14/23 11:31	67-66-3	
Chloromethane	ND	ug/L	5.0	1		07/14/23 11:31	74-87-3	
2-Chlorotoluene	ND	ug/L	5.0	1		07/14/23 11:31	95-49-8	
4-Chlorotoluene	ND	ug/L	5.0	1		07/14/23 11:31	106-43-4	
Dibromochloromethane	ND	ug/L	5.0	1		07/14/23 11:31	124-48-1	
1,2-Dibromoethane (EDB)	ND	ug/L	5.0	1		07/14/23 11:31	106-93-4	
Dibromomethane	ND	ug/L	5.0	1		07/14/23 11:31	74-95-3	
1,2-Dichlorobenzene	ND	ug/L	5.0	1		07/14/23 11:31	95-50-1	
1,3-Dichlorobenzene	ND	ug/L	5.0	1		07/14/23 11:31	541-73-1	
1,4-Dichlorobenzene	ND	ug/L	5.0	1		07/14/23 11:31	106-46-7	
trans-1,4-Dichloro-2-butene	ND	ug/L	100	1		07/14/23 11:31	110-57-6	
Dichlorodifluoromethane	ND	ug/L	5.0	1		07/14/23 11:31	75-71-8	
1,1-Dichloroethane	ND	ug/L	5.0	1		07/14/23 11:31	75-34-3	
1,2-Dichloroethane	ND	ug/L	5.0	1		07/14/23 11:31	107-06-2	
1,1-Dichloroethene	ND	ug/L	5.0	1		07/14/23 11:31	75-35-4	
cis-1,2-Dichloroethene	**72.2**	ug/L	5.0	1		07/14/23 11:31	156-59-2	
trans-1,2-Dichloroethene	ND	ug/L	5.0	1		07/14/23 11:31	156-60-5	
1,2-Dichloropropane	ND	ug/L	5.0	1		07/14/23 11:31	78-87-5	
1,3-Dichloropropane	ND	ug/L	5.0	1		07/14/23 11:31	142-28-9	
2,2-Dichloropropane	ND	ug/L	5.0	1		07/14/23 11:31	594-20-7	
1,1-Dichloropropene	ND	ug/L	5.0	1		07/14/23 11:31	563-58-6	
cis-1,3-Dichloropropene	ND	ug/L	5.0	1		07/14/23 11:31	10061-01-5	
trans-1,3-Dichloropropene	ND	ug/L	5.0	1		07/14/23 11:31	10061-02-6	
Ethylbenzene	ND	ug/L	5.0	1		07/14/23 11:31	100-41-4	
Ethyl methacrylate	ND	ug/L	100	1		07/14/23 11:31	97-63-2	
Hexachloro-1,3-butadiene	ND	ug/L	5.0	1		07/14/23 11:31	87-68-3	
n-Hexane	ND	ug/L	5.0	1		07/14/23 11:31	110-54-3	
2-Hexanone	ND	ug/L	25.0	1		07/14/23 11:31	591-78-6	
Iodomethane	ND	ug/L	10.0	1		07/14/23 11:31	74-88-4	

This report shall not be reproduced, except in full,
without the written consent of Pace Analytical Services, LLC.

Pace Analytical Services, LLC
7726 Moller Road
Indianapolis, IN 46268
(317)228-3100

ANALYTICAL RESULTS

Project: Houghland Canning 3Q2023
Pace Project No.: 50349137

Sample: MW-29D **Lab ID: 50349137004** Collected: 07/07/23 13:35 Received: 07/12/23 14:36 Matrix: Water

Parameters	Results	Units	Report Limit	DF	Prepared	Analyzed	CAS No.	Qual
8260 MSV Indiana	Analytical Method: EPA 5030/8260							
	Pace Analytical Services - Indianapolis							
Isopropylbenzene (Cumene)	ND	ug/L	5.0	1		07/14/23 11:31	98-82-8	
p-Isopropyltoluene	ND	ug/L	5.0	1		07/14/23 11:31	99-87-6	
Methylene Chloride	ND	ug/L	5.0	1		07/14/23 11:31	75-09-2	
1-Methylnaphthalene	ND	ug/L	10.0	1		07/14/23 11:31	90-12-0	
2-Methylnaphthalene	ND	ug/L	10.0	1		07/14/23 11:31	91-57-6	
4-Methyl-2-pentanone (MIBK)	ND	ug/L	25.0	1		07/14/23 11:31	108-10-1	
Methyl-tert-butyl ether	ND	ug/L	4.0	1		07/14/23 11:31	1634-04-4	
Naphthalene	ND	ug/L	1.2	1		07/14/23 11:31	91-20-3	
n-Propylbenzene	ND	ug/L	5.0	1		07/14/23 11:31	103-65-1	
Styrene	ND	ug/L	5.0	1		07/14/23 11:31	100-42-5	
1,1,1,2-Tetrachloroethane	ND	ug/L	5.0	1		07/14/23 11:31	630-20-6	
1,1,2,2-Tetrachloroethane	ND	ug/L	5.0	1		07/14/23 11:31	79-34-5	
Tetrachloroethene	**14.7**	ug/L	5.0	1		07/14/23 11:31	127-18-4	
Toluene	ND	ug/L	5.0	1		07/14/23 11:31	108-88-3	
1,2,3-Trichlorobenzene	ND	ug/L	5.0	1		07/14/23 11:31	87-61-6	
1,2,4-Trichlorobenzene	ND	ug/L	5.0	1		07/14/23 11:31	120-82-1	
1,1,1-Trichloroethane	ND	ug/L	5.0	1		07/14/23 11:31	71-55-6	
1,1,2-Trichloroethane	ND	ug/L	5.0	1		07/14/23 11:31	79-00-5	
Trichloroethene	**131**	ug/L	5.0	1		07/14/23 11:31	79-01-6	
Trichlorofluoromethane	ND	ug/L	5.0	1		07/14/23 11:31	75-69-4	
1,2,3-Trichloropropane	ND	ug/L	5.0	1		07/14/23 11:31	96-18-4	
1,2,4-Trimethylbenzene	ND	ug/L	5.0	1		07/14/23 11:31	95-63-6	
1,3,5-Trimethylbenzene	ND	ug/L	5.0	1		07/14/23 11:31	108-67-8	
Vinyl acetate	ND	ug/L	50.0	1		07/14/23 11:31	108-05-4	
Vinyl chloride	**29.4**	ug/L	2.0	1		07/14/23 11:31	75-01-4	
Xylene (Total)	ND	ug/L	10.0	1		07/14/23 11:31	1330-20-7	
Surrogates								
Dibromofluoromethane (S)	117	%.	82-128	1		07/14/23 11:31	1868-53-7	
4-Bromofluorobenzene (S)	98	%.	79-124	1		07/14/23 11:31	460-00-4	
Toluene-d8 (S)	95	%.	73-122	1		07/14/23 11:31	2037-26-5	

This report shall not be reproduced, except in full,
without the written consent of Pace Analytical Services, LLC.

Pace Analytical Services, LLC
7726 Moller Road
Indianapolis, IN 46268
(317)228-3100

ANALYTICAL RESULTS

Project: Houghland Canning 3Q2023
Pace Project No.: 50349137

Sample: MW-30 **Lab ID: 50349137005** Collected: 07/07/23 12:02 Received: 07/12/23 14:36 Matrix: Water

Parameters	Results	Units	Report Limit	DF	Prepared	Analyzed	CAS No.	Qual
8260 MSV Indiana	Analytical Method: EPA 5030/8260							
	Pace Analytical Services - Indianapolis							
Acetone	ND	ug/L	100	1		07/14/23 11:52	67-64-1	
Acrolein	ND	ug/L	50.0	1		07/14/23 11:52	107-02-8	
Acrylonitrile	ND	ug/L	100	1		07/14/23 11:52	107-13-1	
Benzene	ND	ug/L	5.0	1		07/14/23 11:52	71-43-2	
Bromobenzene	ND	ug/L	5.0	1		07/14/23 11:52	108-86-1	
Bromochloromethane	ND	ug/L	5.0	1		07/14/23 11:52	74-97-5	
Bromodichloromethane	ND	ug/L	5.0	1		07/14/23 11:52	75-27-4	
Bromoform	ND	ug/L	5.0	1		07/14/23 11:52	75-25-2	
Bromomethane	ND	ug/L	5.0	1		07/14/23 11:52	74-83-9	
2-Butanone (MEK)	ND	ug/L	25.0	1		07/14/23 11:52	78-93-3	
n-Butylbenzene	ND	ug/L	5.0	1		07/14/23 11:52	104-51-8	
sec-Butylbenzene	ND	ug/L	5.0	1		07/14/23 11:52	135-98-8	
tert-Butylbenzene	ND	ug/L	5.0	1		07/14/23 11:52	98-06-6	
Carbon disulfide	ND	ug/L	10.0	1		07/14/23 11:52	75-15-0	
Carbon tetrachloride	ND	ug/L	5.0	1		07/14/23 11:52	56-23-5	
Chlorobenzene	ND	ug/L	5.0	1		07/14/23 11:52	108-90-7	
Chloroethane	ND	ug/L	5.0	1		07/14/23 11:52	75-00-3	
Chloroform	ND	ug/L	5.0	1		07/14/23 11:52	67-66-3	
Chloromethane	ND	ug/L	5.0	1		07/14/23 11:52	74-87-3	
2-Chlorotoluene	ND	ug/L	5.0	1		07/14/23 11:52	95-49-8	
4-Chlorotoluene	ND	ug/L	5.0	1		07/14/23 11:52	106-43-4	
Dibromochloromethane	ND	ug/L	5.0	1		07/14/23 11:52	124-48-1	
1,2-Dibromoethane (EDB)	ND	ug/L	5.0	1		07/14/23 11:52	106-93-4	
Dibromomethane	ND	ug/L	5.0	1		07/14/23 11:52	74-95-3	
1,2-Dichlorobenzene	ND	ug/L	5.0	1		07/14/23 11:52	95-50-1	
1,3-Dichlorobenzene	ND	ug/L	5.0	1		07/14/23 11:52	541-73-1	
1,4-Dichlorobenzene	ND	ug/L	5.0	1		07/14/23 11:52	106-46-7	
trans-1,4-Dichloro-2-butene	ND	ug/L	100	1		07/14/23 11:52	110-57-6	
Dichlorodifluoromethane	ND	ug/L	5.0	1		07/14/23 11:52	75-71-8	
1,1-Dichloroethane	ND	ug/L	5.0	1		07/14/23 11:52	75-34-3	
1,2-Dichloroethane	ND	ug/L	5.0	1		07/14/23 11:52	107-06-2	
1,1-Dichloroethene	ND	ug/L	5.0	1		07/14/23 11:52	75-35-4	
cis-1,2-Dichloroethene	**14.7**	ug/L	5.0	1		07/14/23 11:52	156-59-2	
trans-1,2-Dichloroethene	ND	ug/L	5.0	1		07/14/23 11:52	156-60-5	
1,2-Dichloropropane	ND	ug/L	5.0	1		07/14/23 11:52	78-87-5	
1,3-Dichloropropane	ND	ug/L	5.0	1		07/14/23 11:52	142-28-9	
2,2-Dichloropropane	ND	ug/L	5.0	1		07/14/23 11:52	594-20-7	
1,1-Dichloropropene	ND	ug/L	5.0	1		07/14/23 11:52	563-58-6	
cis-1,3-Dichloropropene	ND	ug/L	5.0	1		07/14/23 11:52	10061-01-5	
trans-1,3-Dichloropropene	ND	ug/L	5.0	1		07/14/23 11:52	10061-02-6	
Ethylbenzene	ND	ug/L	5.0	1		07/14/23 11:52	100-41-4	
Ethyl methacrylate	ND	ug/L	100	1		07/14/23 11:52	97-63-2	
Hexachloro-1,3-butadiene	ND	ug/L	5.0	1		07/14/23 11:52	87-68-3	
n-Hexane	ND	ug/L	5.0	1		07/14/23 11:52	110-54-3	
2-Hexanone	ND	ug/L	25.0	1		07/14/23 11:52	591-78-6	
Iodomethane	ND	ug/L	10.0	1		07/14/23 11:52	74-88-4	

This report shall not be reproduced, except in full,
without the written consent of Pace Analytical Services, LLC.

Pace Analytical Services, LLC
7726 Moller Road
Indianapolis, IN 46268
(317)228-3100

ANALYTICAL RESULTS

Project: Houghland Canning 3Q2023
Pace Project No.: 50349137

Sample: MW-30 **Lab ID: 50349137005** Collected: 07/07/23 12:02 Received: 07/12/23 14:36 Matrix: Water

Parameters	Results	Units	Report Limit	DF	Prepared	Analyzed	CAS No.	Qual
8260 MSV Indiana	Analytical Method: EPA 5030/8260							
	Pace Analytical Services - Indianapolis							
Isopropylbenzene (Cumene)	ND	ug/L	5.0	1		07/14/23 11:52	98-82-8	
p-Isopropyltoluene	ND	ug/L	5.0	1		07/14/23 11:52	99-87-6	
Methylene Chloride	ND	ug/L	5.0	1		07/14/23 11:52	75-09-2	
1-Methylnaphthalene	ND	ug/L	10.0	1		07/14/23 11:52	90-12-0	
2-Methylnaphthalene	ND	ug/L	10.0	1		07/14/23 11:52	91-57-6	
4-Methyl-2-pentanone (MIBK)	ND	ug/L	25.0	1		07/14/23 11:52	108-10-1	
Methyl-tert-butyl ether	ND	ug/L	4.0	1		07/14/23 11:52	1634-04-4	
Naphthalene	ND	ug/L	1.2	1		07/14/23 11:52	91-20-3	
n-Propylbenzene	ND	ug/L	5.0	1		07/14/23 11:52	103-65-1	
Styrene	ND	ug/L	5.0	1		07/14/23 11:52	100-42-5	
1,1,1,2-Tetrachloroethane	ND	ug/L	5.0	1		07/14/23 11:52	630-20-6	
1,1,2,2-Tetrachloroethane	ND	ug/L	5.0	1		07/14/23 11:52	79-34-5	
Tetrachloroethene	ND	ug/L	5.0	1		07/14/23 11:52	127-18-4	
Toluene	ND	ug/L	5.0	1		07/14/23 11:52	108-88-3	
1,2,3-Trichlorobenzene	ND	ug/L	5.0	1		07/14/23 11:52	87-61-6	
1,2,4-Trichlorobenzene	ND	ug/L	5.0	1		07/14/23 11:52	120-82-1	
1,1,1-Trichloroethane	ND	ug/L	5.0	1		07/14/23 11:52	71-55-6	
1,1,2-Trichloroethane	ND	ug/L	5.0	1		07/14/23 11:52	79-00-5	
Trichloroethene	ND	ug/L	5.0	1		07/14/23 11:52	79-01-6	
Trichlorofluoromethane	ND	ug/L	5.0	1		07/14/23 11:52	75-69-4	
1,2,3-Trichloropropane	ND	ug/L	5.0	1		07/14/23 11:52	96-18-4	
1,2,4-Trimethylbenzene	ND	ug/L	5.0	1		07/14/23 11:52	95-63-6	
1,3,5-Trimethylbenzene	ND	ug/L	5.0	1		07/14/23 11:52	108-67-8	
Vinyl acetate	ND	ug/L	50.0	1		07/14/23 11:52	108-05-4	
Vinyl chloride	**21.6**	ug/L	2.0	1		07/14/23 11:52	75-01-4	
Xylene (Total)	ND	ug/L	10.0	1		07/14/23 11:52	1330-20-7	
Surrogates								
Dibromofluoromethane (S)	120	%.	82-128	1		07/14/23 11:52	1868-53-7	
4-Bromofluorobenzene (S)	100	%.	79-124	1		07/14/23 11:52	460-00-4	
Toluene-d8 (S)	97	%.	73-122	1		07/14/23 11:52	2037-26-5	

This report shall not be reproduced, except in full,
without the written consent of Pace Analytical Services, LLC.

Pace Analytical Services, LLC
7726 Moller Road
Indianapolis, IN 46268
(317)228-3100

ANALYTICAL RESULTS

Project: Houghland Canning 3Q2023
Pace Project No.: 50349137

Sample: MW-37 **Lab ID: 50349137006** Collected: 07/07/23 08:26 Received: 07/12/23 14:36 Matrix: Water

Parameters	Results	Units	Report Limit	DF	Prepared	Analyzed	CAS No.	Qual
8260 MSV Indiana	Analytical Method: EPA 5030/8260							
	Pace Analytical Services - Indianapolis							
Acetone	ND	ug/L	100	1		07/14/23 12:13	67-64-1	
Acrolein	ND	ug/L	50.0	1		07/14/23 12:13	107-02-8	
Acrylonitrile	ND	ug/L	100	1		07/14/23 12:13	107-13-1	
Benzene	ND	ug/L	5.0	1		07/14/23 12:13	71-43-2	
Bromobenzene	ND	ug/L	5.0	1		07/14/23 12:13	108-86-1	
Bromochloromethane	ND	ug/L	5.0	1		07/14/23 12:13	74-97-5	
Bromodichloromethane	ND	ug/L	5.0	1		07/14/23 12:13	75-27-4	
Bromoform	ND	ug/L	5.0	1		07/14/23 12:13	75-25-2	
Bromomethane	ND	ug/L	5.0	1		07/14/23 12:13	74-83-9	
2-Butanone (MEK)	ND	ug/L	25.0	1		07/14/23 12:13	78-93-3	
n-Butylbenzene	ND	ug/L	5.0	1		07/14/23 12:13	104-51-8	
sec-Butylbenzene	ND	ug/L	5.0	1		07/14/23 12:13	135-98-8	
tert-Butylbenzene	ND	ug/L	5.0	1		07/14/23 12:13	98-06-6	
Carbon disulfide	ND	ug/L	10.0	1		07/14/23 12:13	75-15-0	
Carbon tetrachloride	ND	ug/L	5.0	1		07/14/23 12:13	56-23-5	
Chlorobenzene	ND	ug/L	5.0	1		07/14/23 12:13	108-90-7	
Chloroethane	ND	ug/L	5.0	1		07/14/23 12:13	75-00-3	
Chloroform	ND	ug/L	5.0	1		07/14/23 12:13	67-66-3	
Chloromethane	ND	ug/L	5.0	1		07/14/23 12:13	74-87-3	
2-Chlorotoluene	ND	ug/L	5.0	1		07/14/23 12:13	95-49-8	
4-Chlorotoluene	ND	ug/L	5.0	1		07/14/23 12:13	106-43-4	
Dibromochloromethane	ND	ug/L	5.0	1		07/14/23 12:13	124-48-1	
1,2-Dibromoethane (EDB)	ND	ug/L	5.0	1		07/14/23 12:13	106-93-4	
Dibromomethane	ND	ug/L	5.0	1		07/14/23 12:13	74-95-3	
1,2-Dichlorobenzene	ND	ug/L	5.0	1		07/14/23 12:13	95-50-1	
1,3-Dichlorobenzene	ND	ug/L	5.0	1		07/14/23 12:13	541-73-1	
1,4-Dichlorobenzene	ND	ug/L	5.0	1		07/14/23 12:13	106-46-7	
trans-1,4-Dichloro-2-butene	ND	ug/L	100	1		07/14/23 12:13	110-57-6	
Dichlorodifluoromethane	ND	ug/L	5.0	1		07/14/23 12:13	75-71-8	
1,1-Dichloroethane	ND	ug/L	5.0	1		07/14/23 12:13	75-34-3	
1,2-Dichloroethane	ND	ug/L	5.0	1		07/14/23 12:13	107-06-2	
1,1-Dichloroethene	ND	ug/L	5.0	1		07/14/23 12:13	75-35-4	
cis-1,2-Dichloroethene	ND	ug/L	5.0	1		07/14/23 12:13	156-59-2	
trans-1,2-Dichloroethene	ND	ug/L	5.0	1		07/14/23 12:13	156-60-5	
1,2-Dichloropropane	ND	ug/L	5.0	1		07/14/23 12:13	78-87-5	
1,3-Dichloropropane	ND	ug/L	5.0	1		07/14/23 12:13	142-28-9	
2,2-Dichloropropane	ND	ug/L	5.0	1		07/14/23 12:13	594-20-7	
1,1-Dichloropropene	ND	ug/L	5.0	1		07/14/23 12:13	563-58-6	
cis-1,3-Dichloropropene	ND	ug/L	5.0	1		07/14/23 12:13	10061-01-5	
trans-1,3-Dichloropropene	ND	ug/L	5.0	1		07/14/23 12:13	10061-02-6	
Ethylbenzene	ND	ug/L	5.0	1		07/14/23 12:13	100-41-4	
Ethyl methacrylate	ND	ug/L	100	1		07/14/23 12:13	97-63-2	
Hexachloro-1,3-butadiene	ND	ug/L	5.0	1		07/14/23 12:13	87-68-3	
n-Hexane	ND	ug/L	5.0	1		07/14/23 12:13	110-54-3	
2-Hexanone	ND	ug/L	25.0	1		07/14/23 12:13	591-78-6	
Iodomethane	ND	ug/L	10.0	1		07/14/23 12:13	74-88-4	

This report shall not be reproduced, except in full,
without the written consent of Pace Analytical Services, LLC.

Pace Analytical Services, LLC
7726 Moller Road
Indianapolis, IN 46268
(317)228-3100

ANALYTICAL RESULTS

Project: Houghland Canning 3Q2023
Pace Project No.: 50349137

Sample: MW-37 **Lab ID: 50349137006** Collected: 07/07/23 08:26 Received: 07/12/23 14:36 Matrix: Water

Parameters	Results	Units	Report Limit	DF	Prepared	Analyzed	CAS No.	Qual
8260 MSV Indiana	Analytical Method: EPA 5030/8260							
	Pace Analytical Services - Indianapolis							
Isopropylbenzene (Cumene)	ND	ug/L	5.0	1		07/14/23 12:13	98-82-8	
p-Isopropyltoluene	ND	ug/L	5.0	1		07/14/23 12:13	99-87-6	
Methylene Chloride	ND	ug/L	5.0	1		07/14/23 12:13	75-09-2	
1-Methylnaphthalene	ND	ug/L	10.0	1		07/14/23 12:13	90-12-0	
2-Methylnaphthalene	ND	ug/L	10.0	1		07/14/23 12:13	91-57-6	
4-Methyl-2-pentanone (MIBK)	ND	ug/L	25.0	1		07/14/23 12:13	108-10-1	
Methyl-tert-butyl ether	ND	ug/L	4.0	1		07/14/23 12:13	1634-04-4	
Naphthalene	ND	ug/L	1.2	1		07/14/23 12:13	91-20-3	
n-Propylbenzene	ND	ug/L	5.0	1		07/14/23 12:13	103-65-1	
Styrene	ND	ug/L	5.0	1		07/14/23 12:13	100-42-5	
1,1,1,2-Tetrachloroethane	ND	ug/L	5.0	1		07/14/23 12:13	630-20-6	
1,1,2,2-Tetrachloroethane	ND	ug/L	5.0	1		07/14/23 12:13	79-34-5	
Tetrachloroethene	**26.7**	ug/L	5.0	1		07/14/23 12:13	127-18-4	
Toluene	ND	ug/L	5.0	1		07/14/23 12:13	108-88-3	
1,2,3-Trichlorobenzene	ND	ug/L	5.0	1		07/14/23 12:13	87-61-6	
1,2,4-Trichlorobenzene	ND	ug/L	5.0	1		07/14/23 12:13	120-82-1	
1,1,1-Trichloroethane	ND	ug/L	5.0	1		07/14/23 12:13	71-55-6	
1,1,2-Trichloroethane	ND	ug/L	5.0	1		07/14/23 12:13	79-00-5	
Trichloroethene	**10.8**	ug/L	5.0	1		07/14/23 12:13	79-01-6	
Trichlorofluoromethane	ND	ug/L	5.0	1		07/14/23 12:13	75-69-4	
1,2,3-Trichloropropane	ND	ug/L	5.0	1		07/14/23 12:13	96-18-4	
1,2,4-Trimethylbenzene	ND	ug/L	5.0	1		07/14/23 12:13	95-63-6	
1,3,5-Trimethylbenzene	ND	ug/L	5.0	1		07/14/23 12:13	108-67-8	
Vinyl acetate	ND	ug/L	50.0	1		07/14/23 12:13	108-05-4	
Vinyl chloride	ND	ug/L	2.0	1		07/14/23 12:13	75-01-4	
Xylene (Total)	ND	ug/L	10.0	1		07/14/23 12:13	1330-20-7	
Surrogates								
Dibromofluoromethane (S)	117	%.	82-128	1		07/14/23 12:13	1868-53-7	
4-Bromofluorobenzene (S)	99	%.	79-124	1		07/14/23 12:13	460-00-4	
Toluene-d8 (S)	97	%.	73-122	1		07/14/23 12:13	2037-26-5	

This report shall not be reproduced, except in full,
without the written consent of Pace Analytical Services, LLC.

Pace Analytical Services, LLC
7726 Moller Road
Indianapolis, IN 46268
(317)228-3100

ANALYTICAL RESULTS

Project: Houghland Canning 3Q2023
Pace Project No.: 50349137

Sample: MW-39 **Lab ID: 50349137007** Collected: 07/07/23 09:05 Received: 07/12/23 14:36 Matrix: Water

Parameters	Results	Units	Report Limit	DF	Prepared	Analyzed	CAS No.	Qual
8260 MSV Indiana	Analytical Method: EPA 5030/8260							
	Pace Analytical Services - Indianapolis							
Acetone	ND	ug/L	100	1		07/14/23 12:34	67-64-1	
Acrolein	ND	ug/L	50.0	1		07/14/23 12:34	107-02-8	
Acrylonitrile	ND	ug/L	100	1		07/14/23 12:34	107-13-1	
Benzene	ND	ug/L	5.0	1		07/14/23 12:34	71-43-2	
Bromobenzene	ND	ug/L	5.0	1		07/14/23 12:34	108-86-1	
Bromochloromethane	ND	ug/L	5.0	1		07/14/23 12:34	74-97-5	
Bromodichloromethane	ND	ug/L	5.0	1		07/14/23 12:34	75-27-4	
Bromoform	ND	ug/L	5.0	1		07/14/23 12:34	75-25-2	
Bromomethane	ND	ug/L	5.0	1		07/14/23 12:34	74-83-9	
2-Butanone (MEK)	ND	ug/L	25.0	1		07/14/23 12:34	78-93-3	
n-Butylbenzene	ND	ug/L	5.0	1		07/14/23 12:34	104-51-8	
sec-Butylbenzene	ND	ug/L	5.0	1		07/14/23 12:34	135-98-8	
tert-Butylbenzene	ND	ug/L	5.0	1		07/14/23 12:34	98-06-6	
Carbon disulfide	ND	ug/L	10.0	1		07/14/23 12:34	75-15-0	
Carbon tetrachloride	ND	ug/L	5.0	1		07/14/23 12:34	56-23-5	
Chlorobenzene	ND	ug/L	5.0	1		07/14/23 12:34	108-90-7	
Chloroethane	ND	ug/L	5.0	1		07/14/23 12:34	75-00-3	
Chloroform	ND	ug/L	5.0	1		07/14/23 12:34	67-66-3	
Chloromethane	ND	ug/L	5.0	1		07/14/23 12:34	74-87-3	
2-Chlorotoluene	ND	ug/L	5.0	1		07/14/23 12:34	95-49-8	
4-Chlorotoluene	ND	ug/L	5.0	1		07/14/23 12:34	106-43-4	
Dibromochloromethane	ND	ug/L	5.0	1		07/14/23 12:34	124-48-1	
1,2-Dibromoethane (EDB)	ND	ug/L	5.0	1		07/14/23 12:34	106-93-4	
Dibromomethane	ND	ug/L	5.0	1		07/14/23 12:34	74-95-3	
1,2-Dichlorobenzene	ND	ug/L	5.0	1		07/14/23 12:34	95-50-1	
1,3-Dichlorobenzene	ND	ug/L	5.0	1		07/14/23 12:34	541-73-1	
1,4-Dichlorobenzene	ND	ug/L	5.0	1		07/14/23 12:34	106-46-7	
trans-1,4-Dichloro-2-butene	ND	ug/L	100	1		07/14/23 12:34	110-57-6	
Dichlorodifluoromethane	ND	ug/L	5.0	1		07/14/23 12:34	75-71-8	
1,1-Dichloroethane	ND	ug/L	5.0	1		07/14/23 12:34	75-34-3	
1,2-Dichloroethane	ND	ug/L	5.0	1		07/14/23 12:34	107-06-2	
1,1-Dichloroethene	ND	ug/L	5.0	1		07/14/23 12:34	75-35-4	
cis-1,2-Dichloroethene	ND	ug/L	5.0	1		07/14/23 12:34	156-59-2	
trans-1,2-Dichloroethene	ND	ug/L	5.0	1		07/14/23 12:34	156-60-5	
1,2-Dichloropropane	ND	ug/L	5.0	1		07/14/23 12:34	78-87-5	
1,3-Dichloropropane	ND	ug/L	5.0	1		07/14/23 12:34	142-28-9	
2,2-Dichloropropane	ND	ug/L	5.0	1		07/14/23 12:34	594-20-7	
1,1-Dichloropropene	ND	ug/L	5.0	1		07/14/23 12:34	563-58-6	
cis-1,3-Dichloropropene	ND	ug/L	5.0	1		07/14/23 12:34	10061-01-5	
trans-1,3-Dichloropropene	ND	ug/L	5.0	1		07/14/23 12:34	10061-02-6	
Ethylbenzene	ND	ug/L	5.0	1		07/14/23 12:34	100-41-4	
Ethyl methacrylate	ND	ug/L	100	1		07/14/23 12:34	97-63-2	
Hexachloro-1,3-butadiene	ND	ug/L	5.0	1		07/14/23 12:34	87-68-3	
n-Hexane	ND	ug/L	5.0	1		07/14/23 12:34	110-54-3	
2-Hexanone	ND	ug/L	25.0	1		07/14/23 12:34	591-78-6	
Iodomethane	ND	ug/L	10.0	1		07/14/23 12:34	74-88-4	

This report shall not be reproduced, except in full,
without the written consent of Pace Analytical Services, LLC.

Pace Analytical Services, LLC
7726 Moller Road
Indianapolis, IN 46268
(317)228-3100

ANALYTICAL RESULTS

Project: Houghland Canning 3Q2023
Pace Project No.: 50349137

Sample: MW-39 **Lab ID: 50349137007** Collected: 07/07/23 09:05 Received: 07/12/23 14:36 Matrix: Water

Parameters	Results	Units	Report Limit	DF	Prepared	Analyzed	CAS No.	Qual
8260 MSV Indiana	Analytical Method: EPA 5030/8260							
	Pace Analytical Services - Indianapolis							
Isopropylbenzene (Cumene)	ND	ug/L	5.0	1		07/14/23 12:34	98-82-8	
p-Isopropyltoluene	ND	ug/L	5.0	1		07/14/23 12:34	99-87-6	
Methylene Chloride	ND	ug/L	5.0	1		07/14/23 12:34	75-09-2	
1-Methylnaphthalene	ND	ug/L	10.0	1		07/14/23 12:34	90-12-0	
2-Methylnaphthalene	ND	ug/L	10.0	1		07/14/23 12:34	91-57-6	
4-Methyl-2-pentanone (MIBK)	ND	ug/L	25.0	1		07/14/23 12:34	108-10-1	
Methyl-tert-butyl ether	ND	ug/L	4.0	1		07/14/23 12:34	1634-04-4	
Naphthalene	ND	ug/L	1.2	1		07/14/23 12:34	91-20-3	
n-Propylbenzene	ND	ug/L	5.0	1		07/14/23 12:34	103-65-1	
Styrene	ND	ug/L	5.0	1		07/14/23 12:34	100-42-5	
1,1,1,2-Tetrachloroethane	ND	ug/L	5.0	1		07/14/23 12:34	630-20-6	
1,1,2,2-Tetrachloroethane	ND	ug/L	5.0	1		07/14/23 12:34	79-34-5	
Tetrachloroethene	**27.7**	ug/L	5.0	1		07/14/23 12:34	127-18-4	
Toluene	ND	ug/L	5.0	1		07/14/23 12:34	108-88-3	
1,2,3-Trichlorobenzene	ND	ug/L	5.0	1		07/14/23 12:34	87-61-6	
1,2,4-Trichlorobenzene	ND	ug/L	5.0	1		07/14/23 12:34	120-82-1	
1,1,1-Trichloroethane	ND	ug/L	5.0	1		07/14/23 12:34	71-55-6	
1,1,2-Trichloroethane	ND	ug/L	5.0	1		07/14/23 12:34	79-00-5	
Trichloroethene	**34.7**	ug/L	5.0	1		07/14/23 12:34	79-01-6	
Trichlorofluoromethane	ND	ug/L	5.0	1		07/14/23 12:34	75-69-4	
1,2,3-Trichloropropane	ND	ug/L	5.0	1		07/14/23 12:34	96-18-4	
1,2,4-Trimethylbenzene	ND	ug/L	5.0	1		07/14/23 12:34	95-63-6	
1,3,5-Trimethylbenzene	ND	ug/L	5.0	1		07/14/23 12:34	108-67-8	
Vinyl acetate	ND	ug/L	50.0	1		07/14/23 12:34	108-05-4	
Vinyl chloride	**4.5**	ug/L	2.0	1		07/14/23 12:34	75-01-4	
Xylene (Total)	ND	ug/L	10.0	1		07/14/23 12:34	1330-20-7	
Surrogates								
Dibromofluoromethane (S)	118	%.	82-128	1		07/14/23 12:34	1868-53-7	
4-Bromofluorobenzene (S)	97	%.	79-124	1		07/14/23 12:34	460-00-4	
Toluene-d8 (S)	95	%.	73-122	1		07/14/23 12:34	2037-26-5	

This report shall not be reproduced, except in full,
without the written consent of Pace Analytical Services, LLC.

Pace Analytical Services, LLC
7726 Moller Road
Indianapolis, IN 46268
(317)228-3100

ANALYTICAL RESULTS

Project: Houghland Canning 3Q2023
Pace Project No.: 50349137

Sample: MW-40 **Lab ID: 50349137008** Collected: 07/07/23 10:00 Received: 07/12/23 14:36 Matrix: Water

Parameters	Results	Units	Report Limit	DF	Prepared	Analyzed	CAS No.	Qual
8260 MSV Indiana	Analytical Method: EPA 5030/8260							
	Pace Analytical Services - Indianapolis							
Acetone	ND	ug/L	100	1		07/14/23 12:56	67-64-1	
Acrolein	ND	ug/L	50.0	1		07/14/23 12:56	107-02-8	
Acrylonitrile	ND	ug/L	100	1		07/14/23 12:56	107-13-1	
Benzene	ND	ug/L	5.0	1		07/14/23 12:56	71-43-2	
Bromobenzene	ND	ug/L	5.0	1		07/14/23 12:56	108-86-1	
Bromochloromethane	ND	ug/L	5.0	1		07/14/23 12:56	74-97-5	
Bromodichloromethane	ND	ug/L	5.0	1		07/14/23 12:56	75-27-4	
Bromoform	ND	ug/L	5.0	1		07/14/23 12:56	75-25-2	
Bromomethane	ND	ug/L	5.0	1		07/14/23 12:56	74-83-9	
2-Butanone (MEK)	ND	ug/L	25.0	1		07/14/23 12:56	78-93-3	
n-Butylbenzene	ND	ug/L	5.0	1		07/14/23 12:56	104-51-8	
sec-Butylbenzene	ND	ug/L	5.0	1		07/14/23 12:56	135-98-8	
tert-Butylbenzene	ND	ug/L	5.0	1		07/14/23 12:56	98-06-6	
Carbon disulfide	ND	ug/L	10.0	1		07/14/23 12:56	75-15-0	
Carbon tetrachloride	ND	ug/L	5.0	1		07/14/23 12:56	56-23-5	
Chlorobenzene	ND	ug/L	5.0	1		07/14/23 12:56	108-90-7	
Chloroethane	ND	ug/L	5.0	1		07/14/23 12:56	75-00-3	
Chloroform	ND	ug/L	5.0	1		07/14/23 12:56	67-66-3	
Chloromethane	ND	ug/L	5.0	1		07/14/23 12:56	74-87-3	
2-Chlorotoluene	ND	ug/L	5.0	1		07/14/23 12:56	95-49-8	
4-Chlorotoluene	ND	ug/L	5.0	1		07/14/23 12:56	106-43-4	
Dibromochloromethane	ND	ug/L	5.0	1		07/14/23 12:56	124-48-1	
1,2-Dibromoethane (EDB)	ND	ug/L	5.0	1		07/14/23 12:56	106-93-4	
Dibromomethane	ND	ug/L	5.0	1		07/14/23 12:56	74-95-3	
1,2-Dichlorobenzene	ND	ug/L	5.0	1		07/14/23 12:56	95-50-1	
1,3-Dichlorobenzene	ND	ug/L	5.0	1		07/14/23 12:56	541-73-1	
1,4-Dichlorobenzene	ND	ug/L	5.0	1		07/14/23 12:56	106-46-7	
trans-1,4-Dichloro-2-butene	ND	ug/L	100	1		07/14/23 12:56	110-57-6	
Dichlorodifluoromethane	ND	ug/L	5.0	1		07/14/23 12:56	75-71-8	
1,1-Dichloroethane	ND	ug/L	5.0	1		07/14/23 12:56	75-34-3	
1,2-Dichloroethane	ND	ug/L	5.0	1		07/14/23 12:56	107-06-2	
1,1-Dichloroethene	ND	ug/L	5.0	1		07/14/23 12:56	75-35-4	
cis-1,2-Dichloroethene	**86.9**	ug/L	5.0	1		07/14/23 12:56	156-59-2	
trans-1,2-Dichloroethene	**92.8**	ug/L	5.0	1		07/14/23 12:56	156-60-5	
1,2-Dichloropropane	ND	ug/L	5.0	1		07/14/23 12:56	78-87-5	
1,3-Dichloropropane	ND	ug/L	5.0	1		07/14/23 12:56	142-28-9	
2,2-Dichloropropane	ND	ug/L	5.0	1		07/14/23 12:56	594-20-7	
1,1-Dichloropropene	ND	ug/L	5.0	1		07/14/23 12:56	563-58-6	
cis-1,3-Dichloropropene	ND	ug/L	5.0	1		07/14/23 12:56	10061-01-5	
trans-1,3-Dichloropropene	ND	ug/L	5.0	1		07/14/23 12:56	10061-02-6	
Ethylbenzene	ND	ug/L	5.0	1		07/14/23 12:56	100-41-4	
Ethyl methacrylate	ND	ug/L	100	1		07/14/23 12:56	97-63-2	
Hexachloro-1,3-butadiene	ND	ug/L	5.0	1		07/14/23 12:56	87-68-3	
n-Hexane	ND	ug/L	5.0	1		07/14/23 12:56	110-54-3	
2-Hexanone	ND	ug/L	25.0	1		07/14/23 12:56	591-78-6	
Iodomethane	ND	ug/L	10.0	1		07/14/23 12:56	74-88-4	

This report shall not be reproduced, except in full,
without the written consent of Pace Analytical Services, LLC.

Pace Analytical Services, LLC
7726 Moller Road
Indianapolis, IN 46268
(317)228-3100

ANALYTICAL RESULTS

Project: Houghland Canning 3Q2023
Pace Project No.: 50349137

Sample: MW-40 **Lab ID: 50349137008** Collected: 07/07/23 10:00 Received: 07/12/23 14:36 Matrix: Water

Parameters	Results	Units	Report Limit	DF	Prepared	Analyzed	CAS No.	Qual
8260 MSV Indiana	Analytical Method: EPA 5030/8260							
	Pace Analytical Services - Indianapolis							
Isopropylbenzene (Cumene)	ND	ug/L	5.0	1		07/14/23 12:56	98-82-8	
p-Isopropyltoluene	ND	ug/L	5.0	1		07/14/23 12:56	99-87-6	
Methylene Chloride	ND	ug/L	5.0	1		07/14/23 12:56	75-09-2	
1-Methylnaphthalene	ND	ug/L	10.0	1		07/14/23 12:56	90-12-0	
2-Methylnaphthalene	ND	ug/L	10.0	1		07/14/23 12:56	91-57-6	
4-Methyl-2-pentanone (MIBK)	ND	ug/L	25.0	1		07/14/23 12:56	108-10-1	
Methyl-tert-butyl ether	ND	ug/L	4.0	1		07/14/23 12:56	1634-04-4	
Naphthalene	ND	ug/L	1.2	1		07/14/23 12:56	91-20-3	
n-Propylbenzene	ND	ug/L	5.0	1		07/14/23 12:56	103-65-1	
Styrene	ND	ug/L	5.0	1		07/14/23 12:56	100-42-5	
1,1,1,2-Tetrachloroethane	ND	ug/L	5.0	1		07/14/23 12:56	630-20-6	
1,1,2,2-Tetrachloroethane	ND	ug/L	5.0	1		07/14/23 12:56	79-34-5	
Tetrachloroethene	ND	ug/L	5.0	1		07/14/23 12:56	127-18-4	
Toluene	ND	ug/L	5.0	1		07/14/23 12:56	108-88-3	
1,2,3-Trichlorobenzene	ND	ug/L	5.0	1		07/14/23 12:56	87-61-6	
1,2,4-Trichlorobenzene	ND	ug/L	5.0	1		07/14/23 12:56	120-82-1	
1,1,1-Trichloroethane	ND	ug/L	5.0	1		07/14/23 12:56	71-55-6	
1,1,2-Trichloroethane	ND	ug/L	5.0	1		07/14/23 12:56	79-00-5	
Trichloroethene	**178**	ug/L	5.0	1		07/14/23 12:56	79-01-6	
Trichlorofluoromethane	ND	ug/L	5.0	1		07/14/23 12:56	75-69-4	
1,2,3-Trichloropropane	ND	ug/L	5.0	1		07/14/23 12:56	96-18-4	
1,2,4-Trimethylbenzene	ND	ug/L	5.0	1		07/14/23 12:56	95-63-6	
1,3,5-Trimethylbenzene	ND	ug/L	5.0	1		07/14/23 12:56	108-67-8	
Vinyl acetate	ND	ug/L	50.0	1		07/14/23 12:56	108-05-4	
Vinyl chloride	ND	ug/L	2.0	1		07/14/23 12:56	75-01-4	
Xylene (Total)	ND	ug/L	10.0	1		07/14/23 12:56	1330-20-7	
Surrogates								
Dibromofluoromethane (S)	120	%.	82-128	1		07/14/23 12:56	1868-53-7	
4-Bromofluorobenzene (S)	99	%.	79-124	1		07/14/23 12:56	460-00-4	
Toluene-d8 (S)	96	%.	73-122	1		07/14/23 12:56	2037-26-5	

This report shall not be reproduced, except in full,
without the written consent of Pace Analytical Services, LLC.

Pace Analytical Services, LLC
7726 Moller Road
Indianapolis, IN 46268
(317)228-3100

ANALYTICAL RESULTS

Project: Houghland Canning 3Q2023
Pace Project No.: 50349137

Sample: MW-43 **Lab ID: 50349137009** Collected: 07/07/23 10:45 Received: 07/12/23 14:36 Matrix: Water

Parameters	Results	Units	Report Limit	DF	Prepared	Analyzed	CAS No.	Qual
8260 MSV Indiana	Analytical Method: EPA 5030/8260							
	Pace Analytical Services - Indianapolis							
Acetone	ND	ug/L	100	1		07/14/23 13:17	67-64-1	
Acrolein	ND	ug/L	50.0	1		07/14/23 13:17	107-02-8	
Acrylonitrile	ND	ug/L	100	1		07/14/23 13:17	107-13-1	
Benzene	ND	ug/L	5.0	1		07/14/23 13:17	71-43-2	
Bromobenzene	ND	ug/L	5.0	1		07/14/23 13:17	108-86-1	
Bromochloromethane	ND	ug/L	5.0	1		07/14/23 13:17	74-97-5	
Bromodichloromethane	ND	ug/L	5.0	1		07/14/23 13:17	75-27-4	
Bromoform	ND	ug/L	5.0	1		07/14/23 13:17	75-25-2	
Bromomethane	ND	ug/L	5.0	1		07/14/23 13:17	74-83-9	
2-Butanone (MEK)	ND	ug/L	25.0	1		07/14/23 13:17	78-93-3	
n-Butylbenzene	ND	ug/L	5.0	1		07/14/23 13:17	104-51-8	
sec-Butylbenzene	ND	ug/L	5.0	1		07/14/23 13:17	135-98-8	
tert-Butylbenzene	ND	ug/L	5.0	1		07/14/23 13:17	98-06-6	
Carbon disulfide	ND	ug/L	10.0	1		07/14/23 13:17	75-15-0	
Carbon tetrachloride	ND	ug/L	5.0	1		07/14/23 13:17	56-23-5	
Chlorobenzene	ND	ug/L	5.0	1		07/14/23 13:17	108-90-7	
Chloroethane	ND	ug/L	5.0	1		07/14/23 13:17	75-00-3	
Chloroform	ND	ug/L	5.0	1		07/14/23 13:17	67-66-3	
Chloromethane	ND	ug/L	5.0	1		07/14/23 13:17	74-87-3	
2-Chlorotoluene	ND	ug/L	5.0	1		07/14/23 13:17	95-49-8	
4-Chlorotoluene	ND	ug/L	5.0	1		07/14/23 13:17	106-43-4	
Dibromochloromethane	ND	ug/L	5.0	1		07/14/23 13:17	124-48-1	
1,2-Dibromoethane (EDB)	ND	ug/L	5.0	1		07/14/23 13:17	106-93-4	
Dibromomethane	ND	ug/L	5.0	1		07/14/23 13:17	74-95-3	
1,2-Dichlorobenzene	ND	ug/L	5.0	1		07/14/23 13:17	95-50-1	
1,3-Dichlorobenzene	ND	ug/L	5.0	1		07/14/23 13:17	541-73-1	
1,4-Dichlorobenzene	ND	ug/L	5.0	1		07/14/23 13:17	106-46-7	
trans-1,4-Dichloro-2-butene	ND	ug/L	100	1		07/14/23 13:17	110-57-6	
Dichlorodifluoromethane	ND	ug/L	5.0	1		07/14/23 13:17	75-71-8	
1,1-Dichloroethane	ND	ug/L	5.0	1		07/14/23 13:17	75-34-3	
1,2-Dichloroethane	ND	ug/L	5.0	1		07/14/23 13:17	107-06-2	
1,1-Dichloroethene	ND	ug/L	5.0	1		07/14/23 13:17	75-35-4	
cis-1,2-Dichloroethene	ND	ug/L	5.0	1		07/14/23 13:17	156-59-2	
trans-1,2-Dichloroethene	ND	ug/L	5.0	1		07/14/23 13:17	156-60-5	
1,2-Dichloropropane	ND	ug/L	5.0	1		07/14/23 13:17	78-87-5	
1,3-Dichloropropane	ND	ug/L	5.0	1		07/14/23 13:17	142-28-9	
2,2-Dichloropropane	ND	ug/L	5.0	1		07/14/23 13:17	594-20-7	
1,1-Dichloropropene	ND	ug/L	5.0	1		07/14/23 13:17	563-58-6	
cis-1,3-Dichloropropene	ND	ug/L	5.0	1		07/14/23 13:17	10061-01-5	
trans-1,3-Dichloropropene	ND	ug/L	5.0	1		07/14/23 13:17	10061-02-6	
Ethylbenzene	ND	ug/L	5.0	1		07/14/23 13:17	100-41-4	
Ethyl methacrylate	ND	ug/L	100	1		07/14/23 13:17	97-63-2	
Hexachloro-1,3-butadiene	ND	ug/L	5.0	1		07/14/23 13:17	87-68-3	
n-Hexane	ND	ug/L	5.0	1		07/14/23 13:17	110-54-3	
2-Hexanone	ND	ug/L	25.0	1		07/14/23 13:17	591-78-6	
Iodomethane	ND	ug/L	10.0	1		07/14/23 13:17	74-88-4	

This report shall not be reproduced, except in full,
without the written consent of Pace Analytical Services, LLC.

Pace Analytical Services, LLC
7726 Moller Road
Indianapolis, IN 46268
(317)228-3100

ANALYTICAL RESULTS

Project: Houghland Canning 3Q2023
Pace Project No.: 50349137

Sample: MW-43 **Lab ID: 50349137009** Collected: 07/07/23 10:45 Received: 07/12/23 14:36 Matrix: Water

Parameters	Results	Units	Report Limit	DF	Prepared	Analyzed	CAS No.	Qual
8260 MSV Indiana	Analytical Method: EPA 5030/8260							
	Pace Analytical Services - Indianapolis							
Isopropylbenzene (Cumene)	ND	ug/L	5.0	1		07/14/23 13:17	98-82-8	
p-Isopropyltoluene	ND	ug/L	5.0	1		07/14/23 13:17	99-87-6	
Methylene Chloride	ND	ug/L	5.0	1		07/14/23 13:17	75-09-2	
1-Methylnaphthalene	ND	ug/L	10.0	1		07/14/23 13:17	90-12-0	
2-Methylnaphthalene	ND	ug/L	10.0	1		07/14/23 13:17	91-57-6	
4-Methyl-2-pentanone (MIBK)	ND	ug/L	25.0	1		07/14/23 13:17	108-10-1	
Methyl-tert-butyl ether	ND	ug/L	4.0	1		07/14/23 13:17	1634-04-4	
Naphthalene	ND	ug/L	1.2	1		07/14/23 13:17	91-20-3	
n-Propylbenzene	ND	ug/L	5.0	1		07/14/23 13:17	103-65-1	
Styrene	ND	ug/L	5.0	1		07/14/23 13:17	100-42-5	
1,1,1,2-Tetrachloroethane	ND	ug/L	5.0	1		07/14/23 13:17	630-20-6	
1,1,2,2-Tetrachloroethane	ND	ug/L	5.0	1		07/14/23 13:17	79-34-5	
Tetrachloroethene	ND	ug/L	5.0	1		07/14/23 13:17	127-18-4	
Toluene	ND	ug/L	5.0	1		07/14/23 13:17	108-88-3	
1,2,3-Trichlorobenzene	ND	ug/L	5.0	1		07/14/23 13:17	87-61-6	
1,2,4-Trichlorobenzene	ND	ug/L	5.0	1		07/14/23 13:17	120-82-1	
1,1,1-Trichloroethane	ND	ug/L	5.0	1		07/14/23 13:17	71-55-6	
1,1,2-Trichloroethane	ND	ug/L	5.0	1		07/14/23 13:17	79-00-5	
Trichloroethene	ND	ug/L	5.0	1		07/14/23 13:17	79-01-6	
Trichlorofluoromethane	ND	ug/L	5.0	1		07/14/23 13:17	75-69-4	
1,2,3-Trichloropropane	ND	ug/L	5.0	1		07/14/23 13:17	96-18-4	
1,2,4-Trimethylbenzene	ND	ug/L	5.0	1		07/14/23 13:17	95-63-6	
1,3,5-Trimethylbenzene	ND	ug/L	5.0	1		07/14/23 13:17	108-67-8	
Vinyl acetate	ND	ug/L	50.0	1		07/14/23 13:17	108-05-4	
Vinyl chloride	ND	ug/L	2.0	1		07/14/23 13:17	75-01-4	
Xylene (Total)	ND	ug/L	10.0	1		07/14/23 13:17	1330-20-7	
Surrogates								
Dibromofluoromethane (S)	118	%.	82-128	1		07/14/23 13:17	1868-53-7	
4-Bromofluorobenzene (S)	99	%.	79-124	1		07/14/23 13:17	460-00-4	
Toluene-d8 (S)	94	%.	73-122	1		07/14/23 13:17	2037-26-5	

This report shall not be reproduced, except in full,
without the written consent of Pace Analytical Services, LLC.

Pace Analytical Services, LLC
7726 Moller Road
Indianapolis, IN 46268
(317)228-3100

ANALYTICAL RESULTS

Project: Houghland Canning 3Q2023
Pace Project No.: 50349137

Sample: MW-43D **Lab ID: 50349137010** Collected: 07/07/23 11:07 Received: 07/12/23 14:36 Matrix: Water

Parameters	Results	Units	Report Limit	DF	Prepared	Analyzed	CAS No.	Qual
8260 MSV Indiana	Analytical Method: EPA 5030/8260							
	Pace Analytical Services - Indianapolis							
Acetone	ND	ug/L	100	1		07/14/23 14:20	67-64-1	
Acrolein	ND	ug/L	50.0	1		07/14/23 14:20	107-02-8	
Acrylonitrile	ND	ug/L	100	1		07/14/23 14:20	107-13-1	
Benzene	ND	ug/L	5.0	1		07/14/23 14:20	71-43-2	
Bromobenzene	ND	ug/L	5.0	1		07/14/23 14:20	108-86-1	
Bromochloromethane	ND	ug/L	5.0	1		07/14/23 14:20	74-97-5	
Bromodichloromethane	ND	ug/L	5.0	1		07/14/23 14:20	75-27-4	
Bromoform	ND	ug/L	5.0	1		07/14/23 14:20	75-25-2	
Bromomethane	ND	ug/L	5.0	1		07/14/23 14:20	74-83-9	
2-Butanone (MEK)	ND	ug/L	25.0	1		07/14/23 14:20	78-93-3	
n-Butylbenzene	ND	ug/L	5.0	1		07/14/23 14:20	104-51-8	
sec-Butylbenzene	ND	ug/L	5.0	1		07/14/23 14:20	135-98-8	
tert-Butylbenzene	ND	ug/L	5.0	1		07/14/23 14:20	98-06-6	
Carbon disulfide	ND	ug/L	10.0	1		07/14/23 14:20	75-15-0	
Carbon tetrachloride	ND	ug/L	5.0	1		07/14/23 14:20	56-23-5	
Chlorobenzene	ND	ug/L	5.0	1		07/14/23 14:20	108-90-7	
Chloroethane	ND	ug/L	5.0	1		07/14/23 14:20	75-00-3	
Chloroform	ND	ug/L	5.0	1		07/14/23 14:20	67-66-3	
Chloromethane	ND	ug/L	5.0	1		07/14/23 14:20	74-87-3	
2-Chlorotoluene	ND	ug/L	5.0	1		07/14/23 14:20	95-49-8	
4-Chlorotoluene	ND	ug/L	5.0	1		07/14/23 14:20	106-43-4	
Dibromochloromethane	ND	ug/L	5.0	1		07/14/23 14:20	124-48-1	
1,2-Dibromoethane (EDB)	ND	ug/L	5.0	1		07/14/23 14:20	106-93-4	
Dibromomethane	ND	ug/L	5.0	1		07/14/23 14:20	74-95-3	
1,2-Dichlorobenzene	ND	ug/L	5.0	1		07/14/23 14:20	95-50-1	
1,3-Dichlorobenzene	ND	ug/L	5.0	1		07/14/23 14:20	541-73-1	
1,4-Dichlorobenzene	ND	ug/L	5.0	1		07/14/23 14:20	106-46-7	
trans-1,4-Dichloro-2-butene	ND	ug/L	100	1		07/14/23 14:20	110-57-6	
Dichlorodifluoromethane	ND	ug/L	5.0	1		07/14/23 14:20	75-71-8	
1,1-Dichloroethane	ND	ug/L	5.0	1		07/14/23 14:20	75-34-3	
1,2-Dichloroethane	ND	ug/L	5.0	1		07/14/23 14:20	107-06-2	
1,1-Dichloroethene	ND	ug/L	5.0	1		07/14/23 14:20	75-35-4	
cis-1,2-Dichloroethene	ND	ug/L	5.0	1		07/14/23 14:20	156-59-2	
trans-1,2-Dichloroethene	ND	ug/L	5.0	1		07/14/23 14:20	156-60-5	
1,2-Dichloropropane	ND	ug/L	5.0	1		07/14/23 14:20	78-87-5	
1,3-Dichloropropane	ND	ug/L	5.0	1		07/14/23 14:20	142-28-9	
2,2-Dichloropropane	ND	ug/L	5.0	1		07/14/23 14:20	594-20-7	
1,1-Dichloropropene	ND	ug/L	5.0	1		07/14/23 14:20	563-58-6	
cis-1,3-Dichloropropene	ND	ug/L	5.0	1		07/14/23 14:20	10061-01-5	
trans-1,3-Dichloropropene	ND	ug/L	5.0	1		07/14/23 14:20	10061-02-6	
Ethylbenzene	ND	ug/L	5.0	1		07/14/23 14:20	100-41-4	
Ethyl methacrylate	ND	ug/L	100	1		07/14/23 14:20	97-63-2	
Hexachloro-1,3-butadiene	ND	ug/L	5.0	1		07/14/23 14:20	87-68-3	
n-Hexane	ND	ug/L	5.0	1		07/14/23 14:20	110-54-3	
2-Hexanone	ND	ug/L	25.0	1		07/14/23 14:20	591-78-6	
Iodomethane	ND	ug/L	10.0	1		07/14/23 14:20	74-88-4	

This report shall not be reproduced, except in full,
without the written consent of Pace Analytical Services, LLC.

Pace Analytical Services, LLC
7726 Moller Road
Indianapolis, IN 46268
(317)228-3100

ANALYTICAL RESULTS

Project: Houghland Canning 3Q2023
Pace Project No.: 50349137

Sample: MW-43D **Lab ID: 50349137010** Collected: 07/07/23 11:07 Received: 07/12/23 14:36 Matrix: Water

Parameters	Results	Units	Report Limit	DF	Prepared	Analyzed	CAS No.	Qual
8260 MSV Indiana	Analytical Method: EPA 5030/8260							
	Pace Analytical Services - Indianapolis							
Isopropylbenzene (Cumene)	ND	ug/L	5.0	1		07/14/23 14:20	98-82-8	
p-Isopropyltoluene	ND	ug/L	5.0	1		07/14/23 14:20	99-87-6	
Methylene Chloride	ND	ug/L	5.0	1		07/14/23 14:20	75-09-2	
1-Methylnaphthalene	ND	ug/L	10.0	1		07/14/23 14:20	90-12-0	
2-Methylnaphthalene	ND	ug/L	10.0	1		07/14/23 14:20	91-57-6	
4-Methyl-2-pentanone (MIBK)	ND	ug/L	25.0	1		07/14/23 14:20	108-10-1	
Methyl-tert-butyl ether	ND	ug/L	4.0	1		07/14/23 14:20	1634-04-4	
Naphthalene	ND	ug/L	1.2	1		07/14/23 14:20	91-20-3	
n-Propylbenzene	ND	ug/L	5.0	1		07/14/23 14:20	103-65-1	
Styrene	ND	ug/L	5.0	1		07/14/23 14:20	100-42-5	
1,1,1,2-Tetrachloroethane	ND	ug/L	5.0	1		07/14/23 14:20	630-20-6	
1,1,2,2-Tetrachloroethane	ND	ug/L	5.0	1		07/14/23 14:20	79-34-5	
Tetrachloroethene	ND	ug/L	5.0	1		07/14/23 14:20	127-18-4	
Toluene	ND	ug/L	5.0	1		07/14/23 14:20	108-88-3	
1,2,3-Trichlorobenzene	ND	ug/L	5.0	1		07/14/23 14:20	87-61-6	
1,2,4-Trichlorobenzene	ND	ug/L	5.0	1		07/14/23 14:20	120-82-1	
1,1,1-Trichloroethane	ND	ug/L	5.0	1		07/14/23 14:20	71-55-6	
1,1,2-Trichloroethane	ND	ug/L	5.0	1		07/14/23 14:20	79-00-5	
Trichloroethene	ND	ug/L	5.0	1		07/14/23 14:20	79-01-6	
Trichlorofluoromethane	ND	ug/L	5.0	1		07/14/23 14:20	75-69-4	
1,2,3-Trichloropropane	ND	ug/L	5.0	1		07/14/23 14:20	96-18-4	
1,2,4-Trimethylbenzene	ND	ug/L	5.0	1		07/14/23 14:20	95-63-6	
1,3,5-Trimethylbenzene	ND	ug/L	5.0	1		07/14/23 14:20	108-67-8	
Vinyl acetate	ND	ug/L	50.0	1		07/14/23 14:20	108-05-4	
Vinyl chloride	ND	ug/L	2.0	1		07/14/23 14:20	75-01-4	
Xylene (Total)	ND	ug/L	10.0	1		07/14/23 14:20	1330-20-7	
Surrogates								
Dibromofluoromethane (S)	114	%.	82-128	1		07/14/23 14:20	1868-53-7	
4-Bromofluorobenzene (S)	101	%.	79-124	1		07/14/23 14:20	460-00-4	
Toluene-d8 (S)	96	%.	73-122	1		07/14/23 14:20	2037-26-5	

This report shall not be reproduced, except in full,
without the written consent of Pace Analytical Services, LLC.

Pace Analytical Services, LLC
7726 Moller Road
Indianapolis, IN 46268
(317)228-3100

ANALYTICAL RESULTS

Project: Houghland Canning 3Q2023
Pace Project No.: 50349137

Sample: DUP-1 **Lab ID: 50349137011** Collected: 07/07/23 08:00 Received: 07/12/23 14:36 Matrix: Water

Parameters	Results	Units	Report Limit	DF	Prepared	Analyzed	CAS No.	Qual
8260 MSV Indiana	Analytical Method: EPA 5030/8260							
	Pace Analytical Services - Indianapolis							
Acetone	ND	ug/L	100	1		07/14/23 14:41	67-64-1	
Acrolein	ND	ug/L	50.0	1		07/14/23 14:41	107-02-8	
Acrylonitrile	ND	ug/L	100	1		07/14/23 14:41	107-13-1	
Benzene	ND	ug/L	5.0	1		07/14/23 14:41	71-43-2	
Bromobenzene	ND	ug/L	5.0	1		07/14/23 14:41	108-86-1	
Bromochloromethane	ND	ug/L	5.0	1		07/14/23 14:41	74-97-5	
Bromodichloromethane	ND	ug/L	5.0	1		07/14/23 14:41	75-27-4	
Bromoform	ND	ug/L	5.0	1		07/14/23 14:41	75-25-2	
Bromomethane	ND	ug/L	5.0	1		07/14/23 14:41	74-83-9	
2-Butanone (MEK)	ND	ug/L	25.0	1		07/14/23 14:41	78-93-3	
n-Butylbenzene	ND	ug/L	5.0	1		07/14/23 14:41	104-51-8	
sec-Butylbenzene	ND	ug/L	5.0	1		07/14/23 14:41	135-98-8	
tert-Butylbenzene	ND	ug/L	5.0	1		07/14/23 14:41	98-06-6	
Carbon disulfide	ND	ug/L	10.0	1		07/14/23 14:41	75-15-0	
Carbon tetrachloride	ND	ug/L	5.0	1		07/14/23 14:41	56-23-5	
Chlorobenzene	ND	ug/L	5.0	1		07/14/23 14:41	108-90-7	
Chloroethane	ND	ug/L	5.0	1		07/14/23 14:41	75-00-3	
Chloroform	ND	ug/L	5.0	1		07/14/23 14:41	67-66-3	
Chloromethane	ND	ug/L	5.0	1		07/14/23 14:41	74-87-3	
2-Chlorotoluene	ND	ug/L	5.0	1		07/14/23 14:41	95-49-8	
4-Chlorotoluene	ND	ug/L	5.0	1		07/14/23 14:41	106-43-4	
Dibromochloromethane	ND	ug/L	5.0	1		07/14/23 14:41	124-48-1	
1,2-Dibromoethane (EDB)	ND	ug/L	5.0	1		07/14/23 14:41	106-93-4	
Dibromomethane	ND	ug/L	5.0	1		07/14/23 14:41	74-95-3	
1,2-Dichlorobenzene	ND	ug/L	5.0	1		07/14/23 14:41	95-50-1	
1,3-Dichlorobenzene	ND	ug/L	5.0	1		07/14/23 14:41	541-73-1	
1,4-Dichlorobenzene	ND	ug/L	5.0	1		07/14/23 14:41	106-46-7	
trans-1,4-Dichloro-2-butene	ND	ug/L	100	1		07/14/23 14:41	110-57-6	
Dichlorodifluoromethane	ND	ug/L	5.0	1		07/14/23 14:41	75-71-8	
1,1-Dichloroethane	ND	ug/L	5.0	1		07/14/23 14:41	75-34-3	
1,2-Dichloroethane	ND	ug/L	5.0	1		07/14/23 14:41	107-06-2	
1,1-Dichloroethene	ND	ug/L	5.0	1		07/14/23 14:41	75-35-4	
cis-1,2-Dichloroethene	ND	ug/L	5.0	1		07/14/23 14:41	156-59-2	
trans-1,2-Dichloroethene	ND	ug/L	5.0	1		07/14/23 14:41	156-60-5	
1,2-Dichloropropane	ND	ug/L	5.0	1		07/14/23 14:41	78-87-5	
1,3-Dichloropropane	ND	ug/L	5.0	1		07/14/23 14:41	142-28-9	
2,2-Dichloropropane	ND	ug/L	5.0	1		07/14/23 14:41	594-20-7	
1,1-Dichloropropene	ND	ug/L	5.0	1		07/14/23 14:41	563-58-6	
cis-1,3-Dichloropropene	ND	ug/L	5.0	1		07/14/23 14:41	10061-01-5	
trans-1,3-Dichloropropene	ND	ug/L	5.0	1		07/14/23 14:41	10061-02-6	
Ethylbenzene	ND	ug/L	5.0	1		07/14/23 14:41	100-41-4	
Ethyl methacrylate	ND	ug/L	100	1		07/14/23 14:41	97-63-2	
Hexachloro-1,3-butadiene	ND	ug/L	5.0	1		07/14/23 14:41	87-68-3	
n-Hexane	ND	ug/L	5.0	1		07/14/23 14:41	110-54-3	
2-Hexanone	ND	ug/L	25.0	1		07/14/23 14:41	591-78-6	
Iodomethane	ND	ug/L	10.0	1		07/14/23 14:41	74-88-4	

This report shall not be reproduced, except in full,
without the written consent of Pace Analytical Services, LLC.

Pace Analytical Services, LLC
7726 Moller Road
Indianapolis, IN 46268
(317)228-3100

ANALYTICAL RESULTS

Project: Houghland Canning 3Q2023
Pace Project No.: 50349137

Sample: DUP-1 **Lab ID: 50349137011** Collected: 07/07/23 08:00 Received: 07/12/23 14:36 Matrix: Water

Parameters	Results	Units	Report Limit	DF	Prepared	Analyzed	CAS No.	Qual
8260 MSV Indiana	Analytical Method: EPA 5030/8260							
	Pace Analytical Services - Indianapolis							
Isopropylbenzene (Cumene)	ND	ug/L	5.0	1		07/14/23 14:41	98-82-8	
p-Isopropyltoluene	ND	ug/L	5.0	1		07/14/23 14:41	99-87-6	
Methylene Chloride	ND	ug/L	5.0	1		07/14/23 14:41	75-09-2	
1-Methylnaphthalene	ND	ug/L	10.0	1		07/14/23 14:41	90-12-0	
2-Methylnaphthalene	ND	ug/L	10.0	1		07/14/23 14:41	91-57-6	
4-Methyl-2-pentanone (MIBK)	ND	ug/L	25.0	1		07/14/23 14:41	108-10-1	
Methyl-tert-butyl ether	ND	ug/L	4.0	1		07/14/23 14:41	1634-04-4	
Naphthalene	ND	ug/L	1.2	1		07/14/23 14:41	91-20-3	
n-Propylbenzene	ND	ug/L	5.0	1		07/14/23 14:41	103-65-1	
Styrene	ND	ug/L	5.0	1		07/14/23 14:41	100-42-5	
1,1,1,2-Tetrachloroethane	ND	ug/L	5.0	1		07/14/23 14:41	630-20-6	
1,1,2,2-Tetrachloroethane	ND	ug/L	5.0	1		07/14/23 14:41	79-34-5	
Tetrachloroethene	**27.4**	ug/L	5.0	1		07/14/23 14:41	127-18-4	
Toluene	ND	ug/L	5.0	1		07/14/23 14:41	108-88-3	
1,2,3-Trichlorobenzene	ND	ug/L	5.0	1		07/14/23 14:41	87-61-6	
1,2,4-Trichlorobenzene	ND	ug/L	5.0	1		07/14/23 14:41	120-82-1	
1,1,1-Trichloroethane	ND	ug/L	5.0	1		07/14/23 14:41	71-55-6	
1,1,2-Trichloroethane	ND	ug/L	5.0	1		07/14/23 14:41	79-00-5	
Trichloroethene	**34.6**	ug/L	5.0	1		07/14/23 14:41	79-01-6	
Trichlorofluoromethane	ND	ug/L	5.0	1		07/14/23 14:41	75-69-4	
1,2,3-Trichloropropane	ND	ug/L	5.0	1		07/14/23 14:41	96-18-4	
1,2,4-Trimethylbenzene	ND	ug/L	5.0	1		07/14/23 14:41	95-63-6	
1,3,5-Trimethylbenzene	ND	ug/L	5.0	1		07/14/23 14:41	108-67-8	
Vinyl acetate	ND	ug/L	50.0	1		07/14/23 14:41	108-05-4	
Vinyl chloride	**4.0**	ug/L	2.0	1		07/14/23 14:41	75-01-4	
Xylene (Total)	ND	ug/L	10.0	1		07/14/23 14:41	1330-20-7	
Surrogates								
Dibromofluoromethane (S)	117	%.	82-128	1		07/14/23 14:41	1868-53-7	
4-Bromofluorobenzene (S)	98	%.	79-124	1		07/14/23 14:41	460-00-4	
Toluene-d8 (S)	96	%.	73-122	1		07/14/23 14:41	2037-26-5	

This report shall not be reproduced, except in full,
without the written consent of Pace Analytical Services, LLC.

Pace Analytical Services, LLC
7726 Moller Road
Indianapolis, IN 46268
(317)228-3100

ANALYTICAL RESULTS

Project: Houghland Canning 3Q2023
Pace Project No.: 50349137

Sample: MW-32 **Lab ID: 50349137012** Collected: 07/10/23 08:07 Received: 07/12/23 14:36 Matrix: Water

Parameters	Results	Units	Report Limit	DF	Prepared	Analyzed	CAS No.	Qual
8260 MSV Indiana	Analytical Method: EPA 5030/8260							
	Pace Analytical Services - Indianapolis							
Acetone	ND	ug/L	100	1		07/14/23 15:03	67-64-1	
Acrolein	ND	ug/L	50.0	1		07/14/23 15:03	107-02-8	
Acrylonitrile	ND	ug/L	100	1		07/14/23 15:03	107-13-1	
Benzene	ND	ug/L	5.0	1		07/14/23 15:03	71-43-2	
Bromobenzene	ND	ug/L	5.0	1		07/14/23 15:03	108-86-1	
Bromochloromethane	ND	ug/L	5.0	1		07/14/23 15:03	74-97-5	
Bromodichloromethane	ND	ug/L	5.0	1		07/14/23 15:03	75-27-4	
Bromoform	ND	ug/L	5.0	1		07/14/23 15:03	75-25-2	
Bromomethane	ND	ug/L	5.0	1		07/14/23 15:03	74-83-9	
2-Butanone (MEK)	ND	ug/L	25.0	1		07/14/23 15:03	78-93-3	
n-Butylbenzene	ND	ug/L	5.0	1		07/14/23 15:03	104-51-8	
sec-Butylbenzene	ND	ug/L	5.0	1		07/14/23 15:03	135-98-8	
tert-Butylbenzene	ND	ug/L	5.0	1		07/14/23 15:03	98-06-6	
Carbon disulfide	ND	ug/L	10.0	1		07/14/23 15:03	75-15-0	
Carbon tetrachloride	ND	ug/L	5.0	1		07/14/23 15:03	56-23-5	
Chlorobenzene	ND	ug/L	5.0	1		07/14/23 15:03	108-90-7	
Chloroethane	ND	ug/L	5.0	1		07/14/23 15:03	75-00-3	
Chloroform	ND	ug/L	5.0	1		07/14/23 15:03	67-66-3	
Chloromethane	ND	ug/L	5.0	1		07/14/23 15:03	74-87-3	
2-Chlorotoluene	ND	ug/L	5.0	1		07/14/23 15:03	95-49-8	
4-Chlorotoluene	ND	ug/L	5.0	1		07/14/23 15:03	106-43-4	
Dibromochloromethane	ND	ug/L	5.0	1		07/14/23 15:03	124-48-1	
1,2-Dibromoethane (EDB)	ND	ug/L	5.0	1		07/14/23 15:03	106-93-4	
Dibromomethane	ND	ug/L	5.0	1		07/14/23 15:03	74-95-3	
1,2-Dichlorobenzene	ND	ug/L	5.0	1		07/14/23 15:03	95-50-1	
1,3-Dichlorobenzene	ND	ug/L	5.0	1		07/14/23 15:03	541-73-1	
1,4-Dichlorobenzene	ND	ug/L	5.0	1		07/14/23 15:03	106-46-7	
trans-1,4-Dichloro-2-butene	ND	ug/L	100	1		07/14/23 15:03	110-57-6	
Dichlorodifluoromethane	ND	ug/L	5.0	1		07/14/23 15:03	75-71-8	
1,1-Dichloroethane	ND	ug/L	5.0	1		07/14/23 15:03	75-34-3	
1,2-Dichloroethane	ND	ug/L	5.0	1		07/14/23 15:03	107-06-2	
1,1-Dichloroethene	ND	ug/L	5.0	1		07/14/23 15:03	75-35-4	
cis-1,2-Dichloroethene	**21.3**	ug/L	5.0	1		07/14/23 15:03	156-59-2	
trans-1,2-Dichloroethene	ND	ug/L	5.0	1		07/14/23 15:03	156-60-5	
1,2-Dichloropropane	ND	ug/L	5.0	1		07/14/23 15:03	78-87-5	
1,3-Dichloropropane	ND	ug/L	5.0	1		07/14/23 15:03	142-28-9	
2,2-Dichloropropane	ND	ug/L	5.0	1		07/14/23 15:03	594-20-7	
1,1-Dichloropropene	ND	ug/L	5.0	1		07/14/23 15:03	563-58-6	
cis-1,3-Dichloropropene	ND	ug/L	5.0	1		07/14/23 15:03	10061-01-5	
trans-1,3-Dichloropropene	ND	ug/L	5.0	1		07/14/23 15:03	10061-02-6	
Ethylbenzene	ND	ug/L	5.0	1		07/14/23 15:03	100-41-4	
Ethyl methacrylate	ND	ug/L	100	1		07/14/23 15:03	97-63-2	
Hexachloro-1,3-butadiene	ND	ug/L	5.0	1		07/14/23 15:03	87-68-3	
n-Hexane	ND	ug/L	5.0	1		07/14/23 15:03	110-54-3	
2-Hexanone	ND	ug/L	25.0	1		07/14/23 15:03	591-78-6	
Iodomethane	ND	ug/L	10.0	1		07/14/23 15:03	74-88-4	

This report shall not be reproduced, except in full,
without the written consent of Pace Analytical Services, LLC.

Pace Analytical Services, LLC
7726 Moller Road
Indianapolis, IN 46268
(317)228-3100

ANALYTICAL RESULTS

Project: Houghland Canning 3Q2023
Pace Project No.: 50349137

Sample: MW-32 **Lab ID: 50349137012** Collected: 07/10/23 08:07 Received: 07/12/23 14:36 Matrix: Water

Parameters	Results	Units	Report Limit	DF	Prepared	Analyzed	CAS No.	Qual
8260 MSV Indiana	Analytical Method: EPA 5030/8260							
	Pace Analytical Services - Indianapolis							
Isopropylbenzene (Cumene)	ND	ug/L	5.0	1		07/14/23 15:03	98-82-8	
p-Isopropyltoluene	ND	ug/L	5.0	1		07/14/23 15:03	99-87-6	
Methylene Chloride	ND	ug/L	5.0	1		07/14/23 15:03	75-09-2	
1-Methylnaphthalene	ND	ug/L	10.0	1		07/14/23 15:03	90-12-0	
2-Methylnaphthalene	ND	ug/L	10.0	1		07/14/23 15:03	91-57-6	
4-Methyl-2-pentanone (MIBK)	ND	ug/L	25.0	1		07/14/23 15:03	108-10-1	
Methyl-tert-butyl ether	ND	ug/L	4.0	1		07/14/23 15:03	1634-04-4	
Naphthalene	ND	ug/L	1.2	1		07/14/23 15:03	91-20-3	
n-Propylbenzene	ND	ug/L	5.0	1		07/14/23 15:03	103-65-1	
Styrene	ND	ug/L	5.0	1		07/14/23 15:03	100-42-5	
1,1,1,2-Tetrachloroethane	ND	ug/L	5.0	1		07/14/23 15:03	630-20-6	
1,1,2,2-Tetrachloroethane	ND	ug/L	5.0	1		07/14/23 15:03	79-34-5	
Tetrachloroethene	**9.6**	ug/L	5.0	1		07/14/23 15:03	127-18-4	
Toluene	ND	ug/L	5.0	1		07/14/23 15:03	108-88-3	
1,2,3-Trichlorobenzene	ND	ug/L	5.0	1		07/14/23 15:03	87-61-6	
1,2,4-Trichlorobenzene	ND	ug/L	5.0	1		07/14/23 15:03	120-82-1	
1,1,1-Trichloroethane	ND	ug/L	5.0	1		07/14/23 15:03	71-55-6	
1,1,2-Trichloroethane	ND	ug/L	5.0	1		07/14/23 15:03	79-00-5	
Trichloroethene	**14.9**	ug/L	5.0	1		07/14/23 15:03	79-01-6	
Trichlorofluoromethane	ND	ug/L	5.0	1		07/14/23 15:03	75-69-4	
1,2,3-Trichloropropane	ND	ug/L	5.0	1		07/14/23 15:03	96-18-4	
1,2,4-Trimethylbenzene	ND	ug/L	5.0	1		07/14/23 15:03	95-63-6	
1,3,5-Trimethylbenzene	ND	ug/L	5.0	1		07/14/23 15:03	108-67-8	
Vinyl acetate	ND	ug/L	50.0	1		07/14/23 15:03	108-05-4	
Vinyl chloride	ND	ug/L	2.0	1		07/14/23 15:03	75-01-4	
Xylene (Total)	ND	ug/L	10.0	1		07/14/23 15:03	1330-20-7	
Surrogates								
Dibromofluoromethane (S)	118	%.	82-128	1		07/14/23 15:03	1868-53-7	
4-Bromofluorobenzene (S)	99	%.	79-124	1		07/14/23 15:03	460-00-4	
Toluene-d8 (S)	94	%.	73-122	1		07/14/23 15:03	2037-26-5	

This report shall not be reproduced, except in full,
without the written consent of Pace Analytical Services, LLC.

Pace Analytical Services, LLC
7726 Moller Road
Indianapolis, IN 46268
(317)228-3100

ANALYTICAL RESULTS

Project: Houghland Canning 3Q2023
Pace Project No.: 50349137

Sample: MW-26 **Lab ID: 50349137013** Collected: 07/10/23 07:30 Received: 07/12/23 14:36 Matrix: Water

Parameters	Results	Units	Report Limit	DF	Prepared	Analyzed	CAS No.	Qual
8260 MSV Indiana	Analytical Method: EPA 5030/8260							
	Pace Analytical Services - Indianapolis							
Acetone	ND	ug/L	100	1		07/14/23 15:24	67-64-1	
Acrolein	ND	ug/L	50.0	1		07/14/23 15:24	107-02-8	
Acrylonitrile	ND	ug/L	100	1		07/14/23 15:24	107-13-1	
Benzene	ND	ug/L	5.0	1		07/14/23 15:24	71-43-2	
Bromobenzene	ND	ug/L	5.0	1		07/14/23 15:24	108-86-1	
Bromochloromethane	ND	ug/L	5.0	1		07/14/23 15:24	74-97-5	
Bromodichloromethane	ND	ug/L	5.0	1		07/14/23 15:24	75-27-4	
Bromoform	ND	ug/L	5.0	1		07/14/23 15:24	75-25-2	
Bromomethane	ND	ug/L	5.0	1		07/14/23 15:24	74-83-9	
2-Butanone (MEK)	ND	ug/L	25.0	1		07/14/23 15:24	78-93-3	
n-Butylbenzene	ND	ug/L	5.0	1		07/14/23 15:24	104-51-8	
sec-Butylbenzene	ND	ug/L	5.0	1		07/14/23 15:24	135-98-8	
tert-Butylbenzene	ND	ug/L	5.0	1		07/14/23 15:24	98-06-6	
Carbon disulfide	ND	ug/L	10.0	1		07/14/23 15:24	75-15-0	
Carbon tetrachloride	ND	ug/L	5.0	1		07/14/23 15:24	56-23-5	
Chlorobenzene	ND	ug/L	5.0	1		07/14/23 15:24	108-90-7	
Chloroethane	ND	ug/L	5.0	1		07/14/23 15:24	75-00-3	
Chloroform	ND	ug/L	5.0	1		07/14/23 15:24	67-66-3	
Chloromethane	ND	ug/L	5.0	1		07/14/23 15:24	74-87-3	
2-Chlorotoluene	ND	ug/L	5.0	1		07/14/23 15:24	95-49-8	
4-Chlorotoluene	ND	ug/L	5.0	1		07/14/23 15:24	106-43-4	
Dibromochloromethane	ND	ug/L	5.0	1		07/14/23 15:24	124-48-1	
1,2-Dibromoethane (EDB)	ND	ug/L	5.0	1		07/14/23 15:24	106-93-4	
Dibromomethane	ND	ug/L	5.0	1		07/14/23 15:24	74-95-3	
1,2-Dichlorobenzene	ND	ug/L	5.0	1		07/14/23 15:24	95-50-1	
1,3-Dichlorobenzene	ND	ug/L	5.0	1		07/14/23 15:24	541-73-1	
1,4-Dichlorobenzene	ND	ug/L	5.0	1		07/14/23 15:24	106-46-7	
trans-1,4-Dichloro-2-butene	ND	ug/L	100	1		07/14/23 15:24	110-57-6	
Dichlorodifluoromethane	ND	ug/L	5.0	1		07/14/23 15:24	75-71-8	
1,1-Dichloroethane	ND	ug/L	5.0	1		07/14/23 15:24	75-34-3	
1,2-Dichloroethane	ND	ug/L	5.0	1		07/14/23 15:24	107-06-2	
1,1-Dichloroethene	ND	ug/L	5.0	1		07/14/23 15:24	75-35-4	
cis-1,2-Dichloroethene	ND	ug/L	5.0	1		07/14/23 15:24	156-59-2	
trans-1,2-Dichloroethene	ND	ug/L	5.0	1		07/14/23 15:24	156-60-5	
1,2-Dichloropropane	ND	ug/L	5.0	1		07/14/23 15:24	78-87-5	
1,3-Dichloropropane	ND	ug/L	5.0	1		07/14/23 15:24	142-28-9	
2,2-Dichloropropane	ND	ug/L	5.0	1		07/14/23 15:24	594-20-7	
1,1-Dichloropropene	ND	ug/L	5.0	1		07/14/23 15:24	563-58-6	
cis-1,3-Dichloropropene	ND	ug/L	5.0	1		07/14/23 15:24	10061-01-5	
trans-1,3-Dichloropropene	ND	ug/L	5.0	1		07/14/23 15:24	10061-02-6	
Ethylbenzene	ND	ug/L	5.0	1		07/14/23 15:24	100-41-4	
Ethyl methacrylate	ND	ug/L	100	1		07/14/23 15:24	97-63-2	
Hexachloro-1,3-butadiene	ND	ug/L	5.0	1		07/14/23 15:24	87-68-3	
n-Hexane	ND	ug/L	5.0	1		07/14/23 15:24	110-54-3	
2-Hexanone	ND	ug/L	25.0	1		07/14/23 15:24	591-78-6	
Iodomethane	ND	ug/L	10.0	1		07/14/23 15:24	74-88-4	

This report shall not be reproduced, except in full,
without the written consent of Pace Analytical Services, LLC.

Pace Analytical Services, LLC
7726 Moller Road
Indianapolis, IN 46268
(317)228-3100

ANALYTICAL RESULTS

Project: Houghland Canning 3Q2023
Pace Project No.: 50349137

Sample: MW-26 **Lab ID: 50349137013** Collected: 07/10/23 07:30 Received: 07/12/23 14:36 Matrix: Water

Parameters	Results	Units	Report Limit	DF	Prepared	Analyzed	CAS No.	Qual
8260 MSV Indiana	Analytical Method: EPA 5030/8260							
	Pace Analytical Services - Indianapolis							
Isopropylbenzene (Cumene)	ND	ug/L	5.0	1		07/14/23 15:24	98-82-8	
p-Isopropyltoluene	ND	ug/L	5.0	1		07/14/23 15:24	99-87-6	
Methylene Chloride	ND	ug/L	5.0	1		07/14/23 15:24	75-09-2	
1-Methylnaphthalene	ND	ug/L	10.0	1		07/14/23 15:24	90-12-0	
2-Methylnaphthalene	ND	ug/L	10.0	1		07/14/23 15:24	91-57-6	
4-Methyl-2-pentanone (MIBK)	ND	ug/L	25.0	1		07/14/23 15:24	108-10-1	
Methyl-tert-butyl ether	ND	ug/L	4.0	1		07/14/23 15:24	1634-04-4	
Naphthalene	ND	ug/L	1.2	1		07/14/23 15:24	91-20-3	
n-Propylbenzene	ND	ug/L	5.0	1		07/14/23 15:24	103-65-1	
Styrene	ND	ug/L	5.0	1		07/14/23 15:24	100-42-5	
1,1,1,2-Tetrachloroethane	ND	ug/L	5.0	1		07/14/23 15:24	630-20-6	
1,1,2,2-Tetrachloroethane	ND	ug/L	5.0	1		07/14/23 15:24	79-34-5	
Tetrachloroethene	**12.6**	ug/L	5.0	1		07/14/23 15:24	127-18-4	
Toluene	ND	ug/L	5.0	1		07/14/23 15:24	108-88-3	
1,2,3-Trichlorobenzene	ND	ug/L	5.0	1		07/14/23 15:24	87-61-6	
1,2,4-Trichlorobenzene	ND	ug/L	5.0	1		07/14/23 15:24	120-82-1	
1,1,1-Trichloroethane	ND	ug/L	5.0	1		07/14/23 15:24	71-55-6	
1,1,2-Trichloroethane	ND	ug/L	5.0	1		07/14/23 15:24	79-00-5	
Trichloroethene	**22.2**	ug/L	5.0	1		07/14/23 15:24	79-01-6	
Trichlorofluoromethane	ND	ug/L	5.0	1		07/14/23 15:24	75-69-4	
1,2,3-Trichloropropane	ND	ug/L	5.0	1		07/14/23 15:24	96-18-4	
1,2,4-Trimethylbenzene	ND	ug/L	5.0	1		07/14/23 15:24	95-63-6	
1,3,5-Trimethylbenzene	ND	ug/L	5.0	1		07/14/23 15:24	108-67-8	
Vinyl acetate	ND	ug/L	50.0	1		07/14/23 15:24	108-05-4	
Vinyl chloride	**2.5**	ug/L	2.0	1		07/14/23 15:24	75-01-4	
Xylene (Total)	ND	ug/L	10.0	1		07/14/23 15:24	1330-20-7	
Surrogates								
Dibromofluoromethane (S)	117	%.	82-128	1		07/14/23 15:24	1868-53-7	
4-Bromofluorobenzene (S)	99	%.	79-124	1		07/14/23 15:24	460-00-4	
Toluene-d8 (S)	96	%.	73-122	1		07/14/23 15:24	2037-26-5	

This report shall not be reproduced, except in full,
without the written consent of Pace Analytical Services, LLC.

Pace Analytical Services, LLC
7726 Moller Road
Indianapolis, IN 46268
(317)228-3100

ANALYTICAL RESULTS

Project: Houghland Canning 3Q2023
Pace Project No.: 50349137

Sample: MW-33 **Lab ID: 50349137014** Collected: 07/10/23 09:19 Received: 07/12/23 14:36 Matrix: Water

Parameters	Results	Units	Report Limit	DF	Prepared	Analyzed	CAS No.	Qual
8260 MSV Indiana	Analytical Method: EPA 5030/8260							
	Pace Analytical Services - Indianapolis							
Acetone	ND	ug/L	100	1		07/14/23 15:45	67-64-1	
Acrolein	ND	ug/L	50.0	1		07/14/23 15:45	107-02-8	
Acrylonitrile	ND	ug/L	100	1		07/14/23 15:45	107-13-1	
Benzene	ND	ug/L	5.0	1		07/14/23 15:45	71-43-2	
Bromobenzene	ND	ug/L	5.0	1		07/14/23 15:45	108-86-1	
Bromochloromethane	ND	ug/L	5.0	1		07/14/23 15:45	74-97-5	
Bromodichloromethane	ND	ug/L	5.0	1		07/14/23 15:45	75-27-4	
Bromoform	ND	ug/L	5.0	1		07/14/23 15:45	75-25-2	
Bromomethane	ND	ug/L	5.0	1		07/14/23 15:45	74-83-9	
2-Butanone (MEK)	ND	ug/L	25.0	1		07/14/23 15:45	78-93-3	
n-Butylbenzene	ND	ug/L	5.0	1		07/14/23 15:45	104-51-8	
sec-Butylbenzene	ND	ug/L	5.0	1		07/14/23 15:45	135-98-8	
tert-Butylbenzene	ND	ug/L	5.0	1		07/14/23 15:45	98-06-6	
Carbon disulfide	ND	ug/L	10.0	1		07/14/23 15:45	75-15-0	
Carbon tetrachloride	ND	ug/L	5.0	1		07/14/23 15:45	56-23-5	
Chlorobenzene	ND	ug/L	5.0	1		07/14/23 15:45	108-90-7	
Chloroethane	ND	ug/L	5.0	1		07/14/23 15:45	75-00-3	
Chloroform	ND	ug/L	5.0	1		07/14/23 15:45	67-66-3	
Chloromethane	ND	ug/L	5.0	1		07/14/23 15:45	74-87-3	
2-Chlorotoluene	ND	ug/L	5.0	1		07/14/23 15:45	95-49-8	
4-Chlorotoluene	ND	ug/L	5.0	1		07/14/23 15:45	106-43-4	
Dibromochloromethane	ND	ug/L	5.0	1		07/14/23 15:45	124-48-1	
1,2-Dibromoethane (EDB)	ND	ug/L	5.0	1		07/14/23 15:45	106-93-4	
Dibromomethane	ND	ug/L	5.0	1		07/14/23 15:45	74-95-3	
1,2-Dichlorobenzene	ND	ug/L	5.0	1		07/14/23 15:45	95-50-1	
1,3-Dichlorobenzene	ND	ug/L	5.0	1		07/14/23 15:45	541-73-1	
1,4-Dichlorobenzene	ND	ug/L	5.0	1		07/14/23 15:45	106-46-7	
trans-1,4-Dichloro-2-butene	ND	ug/L	100	1		07/14/23 15:45	110-57-6	
Dichlorodifluoromethane	ND	ug/L	5.0	1		07/14/23 15:45	75-71-8	
1,1-Dichloroethane	ND	ug/L	5.0	1		07/14/23 15:45	75-34-3	
1,2-Dichloroethane	ND	ug/L	5.0	1		07/14/23 15:45	107-06-2	
1,1-Dichloroethene	ND	ug/L	5.0	1		07/14/23 15:45	75-35-4	
cis-1,2-Dichloroethene	**6.6**	ug/L	5.0	1		07/14/23 15:45	156-59-2	
trans-1,2-Dichloroethene	ND	ug/L	5.0	1		07/14/23 15:45	156-60-5	
1,2-Dichloropropane	ND	ug/L	5.0	1		07/14/23 15:45	78-87-5	
1,3-Dichloropropane	ND	ug/L	5.0	1		07/14/23 15:45	142-28-9	
2,2-Dichloropropane	ND	ug/L	5.0	1		07/14/23 15:45	594-20-7	
1,1-Dichloropropene	ND	ug/L	5.0	1		07/14/23 15:45	563-58-6	
cis-1,3-Dichloropropene	ND	ug/L	5.0	1		07/14/23 15:45	10061-01-5	
trans-1,3-Dichloropropene	ND	ug/L	5.0	1		07/14/23 15:45	10061-02-6	
Ethylbenzene	ND	ug/L	5.0	1		07/14/23 15:45	100-41-4	
Ethyl methacrylate	ND	ug/L	100	1		07/14/23 15:45	97-63-2	
Hexachloro-1,3-butadiene	ND	ug/L	5.0	1		07/14/23 15:45	87-68-3	
n-Hexane	ND	ug/L	5.0	1		07/14/23 15:45	110-54-3	
2-Hexanone	ND	ug/L	25.0	1		07/14/23 15:45	591-78-6	
Iodomethane	ND	ug/L	10.0	1		07/14/23 15:45	74-88-4	

This report shall not be reproduced, except in full,
without the written consent of Pace Analytical Services, LLC.

Pace Analytical Services, LLC
7726 Moller Road
Indianapolis, IN 46268
(317)228-3100

ANALYTICAL RESULTS

Project: Houghland Canning 3Q2023
Pace Project No.: 50349137

Sample: MW-33 **Lab ID: 50349137014** Collected: 07/10/23 09:19 Received: 07/12/23 14:36 Matrix: Water

Parameters	Results	Units	Report Limit	DF	Prepared	Analyzed	CAS No.	Qual
8260 MSV Indiana	Analytical Method: EPA 5030/8260							
	Pace Analytical Services - Indianapolis							
Isopropylbenzene (Cumene)	ND	ug/L	5.0	1		07/14/23 15:45	98-82-8	
p-Isopropyltoluene	ND	ug/L	5.0	1		07/14/23 15:45	99-87-6	
Methylene Chloride	ND	ug/L	5.0	1		07/14/23 15:45	75-09-2	
1-Methylnaphthalene	ND	ug/L	10.0	1		07/14/23 15:45	90-12-0	
2-Methylnaphthalene	ND	ug/L	10.0	1		07/14/23 15:45	91-57-6	
4-Methyl-2-pentanone (MIBK)	ND	ug/L	25.0	1		07/14/23 15:45	108-10-1	
Methyl-tert-butyl ether	ND	ug/L	4.0	1		07/14/23 15:45	1634-04-4	
Naphthalene	ND	ug/L	1.2	1		07/14/23 15:45	91-20-3	
n-Propylbenzene	ND	ug/L	5.0	1		07/14/23 15:45	103-65-1	
Styrene	ND	ug/L	5.0	1		07/14/23 15:45	100-42-5	
1,1,1,2-Tetrachloroethane	ND	ug/L	5.0	1		07/14/23 15:45	630-20-6	
1,1,2,2-Tetrachloroethane	ND	ug/L	5.0	1		07/14/23 15:45	79-34-5	
Tetrachloroethene	**26.3**	ug/L	5.0	1		07/14/23 15:45	127-18-4	
Toluene	ND	ug/L	5.0	1		07/14/23 15:45	108-88-3	
1,2,3-Trichlorobenzene	ND	ug/L	5.0	1		07/14/23 15:45	87-61-6	
1,2,4-Trichlorobenzene	ND	ug/L	5.0	1		07/14/23 15:45	120-82-1	
1,1,1-Trichloroethane	ND	ug/L	5.0	1		07/14/23 15:45	71-55-6	
1,1,2-Trichloroethane	ND	ug/L	5.0	1		07/14/23 15:45	79-00-5	
Trichloroethene	**41.0**	ug/L	5.0	1		07/14/23 15:45	79-01-6	
Trichlorofluoromethane	ND	ug/L	5.0	1		07/14/23 15:45	75-69-4	
1,2,3-Trichloropropane	ND	ug/L	5.0	1		07/14/23 15:45	96-18-4	
1,2,4-Trimethylbenzene	ND	ug/L	5.0	1		07/14/23 15:45	95-63-6	
1,3,5-Trimethylbenzene	ND	ug/L	5.0	1		07/14/23 15:45	108-67-8	
Vinyl acetate	ND	ug/L	50.0	1		07/14/23 15:45	108-05-4	
Vinyl chloride	ND	ug/L	2.0	1		07/14/23 15:45	75-01-4	
Xylene (Total)	ND	ug/L	10.0	1		07/14/23 15:45	1330-20-7	
Surrogates								
Dibromofluoromethane (S)	116	%.	82-128	1		07/14/23 15:45	1868-53-7	
4-Bromofluorobenzene (S)	98	%.	79-124	1		07/14/23 15:45	460-00-4	
Toluene-d8 (S)	94	%.	73-122	1		07/14/23 15:45	2037-26-5	

This report shall not be reproduced, except in full,
without the written consent of Pace Analytical Services, LLC.

Pace Analytical Services, LLC
7726 Moller Road
Indianapolis, IN 46268
(317)228-3100

ANALYTICAL RESULTS

Project: Houghland Canning 3Q2023
Pace Project No.: 50349137

Sample: MW-33D **Lab ID: 50349137015** Collected: 07/10/23 08:42 Received: 07/12/23 14:36 Matrix: Water

Parameters	Results	Units	Report Limit	DF	Prepared	Analyzed	CAS No.	Qual
8260 MSV Indiana	Analytical Method: EPA 5030/8260							
	Pace Analytical Services - Indianapolis							
Acetone	ND	ug/L	100	1		07/14/23 16:06	67-64-1	
Acrolein	ND	ug/L	50.0	1		07/14/23 16:06	107-02-8	
Acrylonitrile	ND	ug/L	100	1		07/14/23 16:06	107-13-1	
Benzene	ND	ug/L	5.0	1		07/14/23 16:06	71-43-2	
Bromobenzene	ND	ug/L	5.0	1		07/14/23 16:06	108-86-1	
Bromochloromethane	ND	ug/L	5.0	1		07/14/23 16:06	74-97-5	
Bromodichloromethane	ND	ug/L	5.0	1		07/14/23 16:06	75-27-4	
Bromoform	ND	ug/L	5.0	1		07/14/23 16:06	75-25-2	
Bromomethane	ND	ug/L	5.0	1		07/14/23 16:06	74-83-9	
2-Butanone (MEK)	ND	ug/L	25.0	1		07/14/23 16:06	78-93-3	
n-Butylbenzene	ND	ug/L	5.0	1		07/14/23 16:06	104-51-8	
sec-Butylbenzene	ND	ug/L	5.0	1		07/14/23 16:06	135-98-8	
tert-Butylbenzene	ND	ug/L	5.0	1		07/14/23 16:06	98-06-6	
Carbon disulfide	ND	ug/L	10.0	1		07/14/23 16:06	75-15-0	
Carbon tetrachloride	ND	ug/L	5.0	1		07/14/23 16:06	56-23-5	
Chlorobenzene	ND	ug/L	5.0	1		07/14/23 16:06	108-90-7	
Chloroethane	ND	ug/L	5.0	1		07/14/23 16:06	75-00-3	
Chloroform	ND	ug/L	5.0	1		07/14/23 16:06	67-66-3	
Chloromethane	ND	ug/L	5.0	1		07/14/23 16:06	74-87-3	
2-Chlorotoluene	ND	ug/L	5.0	1		07/14/23 16:06	95-49-8	
4-Chlorotoluene	ND	ug/L	5.0	1		07/14/23 16:06	106-43-4	
Dibromochloromethane	ND	ug/L	5.0	1		07/14/23 16:06	124-48-1	
1,2-Dibromoethane (EDB)	ND	ug/L	5.0	1		07/14/23 16:06	106-93-4	
Dibromomethane	ND	ug/L	5.0	1		07/14/23 16:06	74-95-3	
1,2-Dichlorobenzene	ND	ug/L	5.0	1		07/14/23 16:06	95-50-1	
1,3-Dichlorobenzene	ND	ug/L	5.0	1		07/14/23 16:06	541-73-1	
1,4-Dichlorobenzene	ND	ug/L	5.0	1		07/14/23 16:06	106-46-7	
trans-1,4-Dichloro-2-butene	ND	ug/L	100	1		07/14/23 16:06	110-57-6	
Dichlorodifluoromethane	ND	ug/L	5.0	1		07/14/23 16:06	75-71-8	
1,1-Dichloroethane	ND	ug/L	5.0	1		07/14/23 16:06	75-34-3	
1,2-Dichloroethane	ND	ug/L	5.0	1		07/14/23 16:06	107-06-2	
1,1-Dichloroethene	ND	ug/L	5.0	1		07/14/23 16:06	75-35-4	
cis-1,2-Dichloroethene	**8.4**	ug/L	5.0	1		07/14/23 16:06	156-59-2	
trans-1,2-Dichloroethene	ND	ug/L	5.0	1		07/14/23 16:06	156-60-5	
1,2-Dichloropropane	ND	ug/L	5.0	1		07/14/23 16:06	78-87-5	
1,3-Dichloropropane	ND	ug/L	5.0	1		07/14/23 16:06	142-28-9	
2,2-Dichloropropane	ND	ug/L	5.0	1		07/14/23 16:06	594-20-7	
1,1-Dichloropropene	ND	ug/L	5.0	1		07/14/23 16:06	563-58-6	
cis-1,3-Dichloropropene	ND	ug/L	5.0	1		07/14/23 16:06	10061-01-5	
trans-1,3-Dichloropropene	ND	ug/L	5.0	1		07/14/23 16:06	10061-02-6	
Ethylbenzene	ND	ug/L	5.0	1		07/14/23 16:06	100-41-4	
Ethyl methacrylate	ND	ug/L	100	1		07/14/23 16:06	97-63-2	
Hexachloro-1,3-butadiene	ND	ug/L	5.0	1		07/14/23 16:06	87-68-3	
n-Hexane	ND	ug/L	5.0	1		07/14/23 16:06	110-54-3	
2-Hexanone	ND	ug/L	25.0	1		07/14/23 16:06	591-78-6	
Iodomethane	ND	ug/L	10.0	1		07/14/23 16:06	74-88-4	

This report shall not be reproduced, except in full,
without the written consent of Pace Analytical Services, LLC.

Pace Analytical Services, LLC
7726 Moller Road
Indianapolis, IN 46268
(317)228-3100

ANALYTICAL RESULTS

Project: Houghland Canning 3Q2023
Pace Project No.: 50349137

Sample: MW-33D **Lab ID: 50349137015** Collected: 07/10/23 08:42 Received: 07/12/23 14:36 Matrix: Water

Parameters	Results	Units	Report Limit	DF	Prepared	Analyzed	CAS No.	Qual
8260 MSV Indiana	Analytical Method: EPA 5030/8260							
	Pace Analytical Services - Indianapolis							
Isopropylbenzene (Cumene)	ND	ug/L	5.0	1		07/14/23 16:06	98-82-8	
p-Isopropyltoluene	ND	ug/L	5.0	1		07/14/23 16:06	99-87-6	
Methylene Chloride	ND	ug/L	5.0	1		07/14/23 16:06	75-09-2	
1-Methylnaphthalene	ND	ug/L	10.0	1		07/14/23 16:06	90-12-0	
2-Methylnaphthalene	ND	ug/L	10.0	1		07/14/23 16:06	91-57-6	
4-Methyl-2-pentanone (MIBK)	ND	ug/L	25.0	1		07/14/23 16:06	108-10-1	
Methyl-tert-butyl ether	ND	ug/L	4.0	1		07/14/23 16:06	1634-04-4	
Naphthalene	ND	ug/L	1.2	1		07/14/23 16:06	91-20-3	
n-Propylbenzene	ND	ug/L	5.0	1		07/14/23 16:06	103-65-1	
Styrene	ND	ug/L	5.0	1		07/14/23 16:06	100-42-5	
1,1,1,2-Tetrachloroethane	ND	ug/L	5.0	1		07/14/23 16:06	630-20-6	
1,1,2,2-Tetrachloroethane	ND	ug/L	5.0	1		07/14/23 16:06	79-34-5	
Tetrachloroethene	**31.7**	ug/L	5.0	1		07/14/23 16:06	127-18-4	
Toluene	ND	ug/L	5.0	1		07/14/23 16:06	108-88-3	
1,2,3-Trichlorobenzene	ND	ug/L	5.0	1		07/14/23 16:06	87-61-6	
1,2,4-Trichlorobenzene	ND	ug/L	5.0	1		07/14/23 16:06	120-82-1	
1,1,1-Trichloroethane	ND	ug/L	5.0	1		07/14/23 16:06	71-55-6	
1,1,2-Trichloroethane	ND	ug/L	5.0	1		07/14/23 16:06	79-00-5	
Trichloroethene	**105**	ug/L	5.0	1		07/14/23 16:06	79-01-6	
Trichlorofluoromethane	ND	ug/L	5.0	1		07/14/23 16:06	75-69-4	
1,2,3-Trichloropropane	ND	ug/L	5.0	1		07/14/23 16:06	96-18-4	
1,2,4-Trimethylbenzene	ND	ug/L	5.0	1		07/14/23 16:06	95-63-6	
1,3,5-Trimethylbenzene	ND	ug/L	5.0	1		07/14/23 16:06	108-67-8	
Vinyl acetate	ND	ug/L	50.0	1		07/14/23 16:06	108-05-4	
Vinyl chloride	ND	ug/L	2.0	1		07/14/23 16:06	75-01-4	
Xylene (Total)	ND	ug/L	10.0	1		07/14/23 16:06	1330-20-7	
Surrogates								
Dibromofluoromethane (S)	117	%.	82-128	1		07/14/23 16:06	1868-53-7	
4-Bromofluorobenzene (S)	98	%.	79-124	1		07/14/23 16:06	460-00-4	
Toluene-d8 (S)	96	%.	73-122	1		07/14/23 16:06	2037-26-5	

This report shall not be reproduced, except in full,
without the written consent of Pace Analytical Services, LLC.

Pace Analytical Services, LLC
7726 Moller Road
Indianapolis, IN 46268
(317)228-3100

ANALYTICAL RESULTS

Project: Houghland Canning 3Q2023
Pace Project No.: 50349137

Sample: MW-22 **Lab ID: 50349137016** Collected: 07/11/23 13:25 Received: 07/12/23 14:36 Matrix: Water

Parameters	Results	Units	Report Limit	DF	Prepared	Analyzed	CAS No.	Qual
8260 MSV Indiana	Analytical Method: EPA 5030/8260							
	Pace Analytical Services - Indianapolis							
Acetone	ND	ug/L	100	1		07/14/23 16:27	67-64-1	
Acrolein	ND	ug/L	50.0	1		07/14/23 16:27	107-02-8	
Acrylonitrile	ND	ug/L	100	1		07/14/23 16:27	107-13-1	
Benzene	ND	ug/L	5.0	1		07/14/23 16:27	71-43-2	
Bromobenzene	ND	ug/L	5.0	1		07/14/23 16:27	108-86-1	
Bromochloromethane	ND	ug/L	5.0	1		07/14/23 16:27	74-97-5	
Bromodichloromethane	ND	ug/L	5.0	1		07/14/23 16:27	75-27-4	
Bromoform	ND	ug/L	5.0	1		07/14/23 16:27	75-25-2	
Bromomethane	ND	ug/L	5.0	1		07/14/23 16:27	74-83-9	
2-Butanone (MEK)	ND	ug/L	25.0	1		07/14/23 16:27	78-93-3	
n-Butylbenzene	ND	ug/L	5.0	1		07/14/23 16:27	104-51-8	
sec-Butylbenzene	ND	ug/L	5.0	1		07/14/23 16:27	135-98-8	
tert-Butylbenzene	ND	ug/L	5.0	1		07/14/23 16:27	98-06-6	
Carbon disulfide	ND	ug/L	10.0	1		07/14/23 16:27	75-15-0	
Carbon tetrachloride	ND	ug/L	5.0	1		07/14/23 16:27	56-23-5	
Chlorobenzene	ND	ug/L	5.0	1		07/14/23 16:27	108-90-7	
Chloroethane	ND	ug/L	5.0	1		07/14/23 16:27	75-00-3	
Chloroform	ND	ug/L	5.0	1		07/14/23 16:27	67-66-3	
Chloromethane	ND	ug/L	5.0	1		07/14/23 16:27	74-87-3	
2-Chlorotoluene	ND	ug/L	5.0	1		07/14/23 16:27	95-49-8	
4-Chlorotoluene	ND	ug/L	5.0	1		07/14/23 16:27	106-43-4	
Dibromochloromethane	ND	ug/L	5.0	1		07/14/23 16:27	124-48-1	
1,2-Dibromoethane (EDB)	ND	ug/L	5.0	1		07/14/23 16:27	106-93-4	
Dibromomethane	ND	ug/L	5.0	1		07/14/23 16:27	74-95-3	
1,2-Dichlorobenzene	ND	ug/L	5.0	1		07/14/23 16:27	95-50-1	
1,3-Dichlorobenzene	ND	ug/L	5.0	1		07/14/23 16:27	541-73-1	
1,4-Dichlorobenzene	ND	ug/L	5.0	1		07/14/23 16:27	106-46-7	
trans-1,4-Dichloro-2-butene	ND	ug/L	100	1		07/14/23 16:27	110-57-6	
Dichlorodifluoromethane	ND	ug/L	5.0	1		07/14/23 16:27	75-71-8	
1,1-Dichloroethane	ND	ug/L	5.0	1		07/14/23 16:27	75-34-3	
1,2-Dichloroethane	ND	ug/L	5.0	1		07/14/23 16:27	107-06-2	
1,1-Dichloroethene	ND	ug/L	5.0	1		07/14/23 16:27	75-35-4	
cis-1,2-Dichloroethene	**56.1**	ug/L	5.0	1		07/14/23 16:27	156-59-2	
trans-1,2-Dichloroethene	**5.6**	ug/L	5.0	1		07/14/23 16:27	156-60-5	
1,2-Dichloropropane	ND	ug/L	5.0	1		07/14/23 16:27	78-87-5	
1,3-Dichloropropane	ND	ug/L	5.0	1		07/14/23 16:27	142-28-9	
2,2-Dichloropropane	ND	ug/L	5.0	1		07/14/23 16:27	594-20-7	
1,1-Dichloropropene	ND	ug/L	5.0	1		07/14/23 16:27	563-58-6	
cis-1,3-Dichloropropene	ND	ug/L	5.0	1		07/14/23 16:27	10061-01-5	
trans-1,3-Dichloropropene	ND	ug/L	5.0	1		07/14/23 16:27	10061-02-6	
Ethylbenzene	ND	ug/L	5.0	1		07/14/23 16:27	100-41-4	
Ethyl methacrylate	ND	ug/L	100	1		07/14/23 16:27	97-63-2	
Hexachloro-1,3-butadiene	ND	ug/L	5.0	1		07/14/23 16:27	87-68-3	
n-Hexane	ND	ug/L	5.0	1		07/14/23 16:27	110-54-3	
2-Hexanone	ND	ug/L	25.0	1		07/14/23 16:27	591-78-6	
Iodomethane	ND	ug/L	10.0	1		07/14/23 16:27	74-88-4	

This report shall not be reproduced, except in full,
without the written consent of Pace Analytical Services, LLC.

Pace Analytical Services, LLC
7726 Moller Road
Indianapolis, IN 46268
(317)228-3100

ANALYTICAL RESULTS

Project: Houghland Canning 3Q2023
Pace Project No.: 50349137

Sample: MW-22 **Lab ID: 50349137016** Collected: 07/11/23 13:25 Received: 07/12/23 14:36 Matrix: Water

Parameters	Results	Units	Report Limit	DF	Prepared	Analyzed	CAS No.	Qual
8260 MSV Indiana	Analytical Method: EPA 5030/8260							
	Pace Analytical Services - Indianapolis							
Isopropylbenzene (Cumene)	ND	ug/L	5.0	1		07/14/23 16:27	98-82-8	
p-Isopropyltoluene	ND	ug/L	5.0	1		07/14/23 16:27	99-87-6	
Methylene Chloride	ND	ug/L	5.0	1		07/14/23 16:27	75-09-2	
1-Methylnaphthalene	ND	ug/L	10.0	1		07/14/23 16:27	90-12-0	
2-Methylnaphthalene	ND	ug/L	10.0	1		07/14/23 16:27	91-57-6	
4-Methyl-2-pentanone (MIBK)	ND	ug/L	25.0	1		07/14/23 16:27	108-10-1	
Methyl-tert-butyl ether	ND	ug/L	4.0	1		07/14/23 16:27	1634-04-4	
Naphthalene	ND	ug/L	1.2	1		07/14/23 16:27	91-20-3	
n-Propylbenzene	ND	ug/L	5.0	1		07/14/23 16:27	103-65-1	
Styrene	ND	ug/L	5.0	1		07/14/23 16:27	100-42-5	
1,1,1,2-Tetrachloroethane	ND	ug/L	5.0	1		07/14/23 16:27	630-20-6	
1,1,2,2-Tetrachloroethane	ND	ug/L	5.0	1		07/14/23 16:27	79-34-5	
Tetrachloroethene	ND	ug/L	5.0	1		07/14/23 16:27	127-18-4	
Toluene	ND	ug/L	5.0	1		07/14/23 16:27	108-88-3	
1,2,3-Trichlorobenzene	ND	ug/L	5.0	1		07/14/23 16:27	87-61-6	
1,2,4-Trichlorobenzene	ND	ug/L	5.0	1		07/14/23 16:27	120-82-1	
1,1,1-Trichloroethane	ND	ug/L	5.0	1		07/14/23 16:27	71-55-6	
1,1,2-Trichloroethane	ND	ug/L	5.0	1		07/14/23 16:27	79-00-5	
Trichloroethene	**7.8**	ug/L	5.0	1		07/14/23 16:27	79-01-6	
Trichlorofluoromethane	ND	ug/L	5.0	1		07/14/23 16:27	75-69-4	
1,2,3-Trichloropropane	ND	ug/L	5.0	1		07/14/23 16:27	96-18-4	
1,2,4-Trimethylbenzene	ND	ug/L	5.0	1		07/14/23 16:27	95-63-6	
1,3,5-Trimethylbenzene	ND	ug/L	5.0	1		07/14/23 16:27	108-67-8	
Vinyl acetate	ND	ug/L	50.0	1		07/14/23 16:27	108-05-4	
Vinyl chloride	**36.2**	ug/L	2.0	1		07/14/23 16:27	75-01-4	
Xylene (Total)	ND	ug/L	10.0	1		07/14/23 16:27	1330-20-7	
Surrogates								
Dibromofluoromethane (S)	118	%.	82-128	1		07/14/23 16:27	1868-53-7	
4-Bromofluorobenzene (S)	98	%.	79-124	1		07/14/23 16:27	460-00-4	
Toluene-d8 (S)	96	%.	73-122	1		07/14/23 16:27	2037-26-5	

This report shall not be reproduced, except in full,
without the written consent of Pace Analytical Services, LLC.

Pace Analytical Services, LLC
7726 Moller Road
Indianapolis, IN 46268
(317)228-3100

ANALYTICAL RESULTS

Project: Houghland Canning 3Q2023
Pace Project No.: 50349137

Sample: MW-22D **Lab ID: 50349137017** Collected: 07/11/23 13:50 Received: 07/12/23 14:36 Matrix: Water

Parameters	Results	Units	Report Limit	DF	Prepared	Analyzed	CAS No.	Qual
8260 MSV Indiana	Analytical Method: EPA 5030/8260							
	Pace Analytical Services - Indianapolis							
Acetone	ND	ug/L	100	1		07/14/23 16:48	67-64-1	
Acrolein	ND	ug/L	50.0	1		07/14/23 16:48	107-02-8	
Acrylonitrile	ND	ug/L	100	1		07/14/23 16:48	107-13-1	
Benzene	ND	ug/L	5.0	1		07/14/23 16:48	71-43-2	
Bromobenzene	ND	ug/L	5.0	1		07/14/23 16:48	108-86-1	
Bromochloromethane	ND	ug/L	5.0	1		07/14/23 16:48	74-97-5	
Bromodichloromethane	ND	ug/L	5.0	1		07/14/23 16:48	75-27-4	
Bromoform	ND	ug/L	5.0	1		07/14/23 16:48	75-25-2	
Bromomethane	ND	ug/L	5.0	1		07/14/23 16:48	74-83-9	
2-Butanone (MEK)	ND	ug/L	25.0	1		07/14/23 16:48	78-93-3	
n-Butylbenzene	ND	ug/L	5.0	1		07/14/23 16:48	104-51-8	
sec-Butylbenzene	ND	ug/L	5.0	1		07/14/23 16:48	135-98-8	
tert-Butylbenzene	ND	ug/L	5.0	1		07/14/23 16:48	98-06-6	
Carbon disulfide	ND	ug/L	10.0	1		07/14/23 16:48	75-15-0	
Carbon tetrachloride	ND	ug/L	5.0	1		07/14/23 16:48	56-23-5	
Chlorobenzene	ND	ug/L	5.0	1		07/14/23 16:48	108-90-7	
Chloroethane	ND	ug/L	5.0	1		07/14/23 16:48	75-00-3	
Chloroform	ND	ug/L	5.0	1		07/14/23 16:48	67-66-3	
Chloromethane	ND	ug/L	5.0	1		07/14/23 16:48	74-87-3	
2-Chlorotoluene	ND	ug/L	5.0	1		07/14/23 16:48	95-49-8	
4-Chlorotoluene	ND	ug/L	5.0	1		07/14/23 16:48	106-43-4	
Dibromochloromethane	ND	ug/L	5.0	1		07/14/23 16:48	124-48-1	
1,2-Dibromoethane (EDB)	ND	ug/L	5.0	1		07/14/23 16:48	106-93-4	
Dibromomethane	ND	ug/L	5.0	1		07/14/23 16:48	74-95-3	
1,2-Dichlorobenzene	ND	ug/L	5.0	1		07/14/23 16:48	95-50-1	
1,3-Dichlorobenzene	ND	ug/L	5.0	1		07/14/23 16:48	541-73-1	
1,4-Dichlorobenzene	ND	ug/L	5.0	1		07/14/23 16:48	106-46-7	
trans-1,4-Dichloro-2-butene	ND	ug/L	100	1		07/14/23 16:48	110-57-6	
Dichlorodifluoromethane	ND	ug/L	5.0	1		07/14/23 16:48	75-71-8	
1,1-Dichloroethane	ND	ug/L	5.0	1		07/14/23 16:48	75-34-3	
1,2-Dichloroethane	ND	ug/L	5.0	1		07/14/23 16:48	107-06-2	
1,1-Dichloroethene	ND	ug/L	5.0	1		07/14/23 16:48	75-35-4	
cis-1,2-Dichloroethene	**32.9**	ug/L	5.0	1		07/14/23 16:48	156-59-2	
trans-1,2-Dichloroethene	ND	ug/L	5.0	1		07/14/23 16:48	156-60-5	
1,2-Dichloropropane	ND	ug/L	5.0	1		07/14/23 16:48	78-87-5	
1,3-Dichloropropane	ND	ug/L	5.0	1		07/14/23 16:48	142-28-9	
2,2-Dichloropropane	ND	ug/L	5.0	1		07/14/23 16:48	594-20-7	
1,1-Dichloropropene	ND	ug/L	5.0	1		07/14/23 16:48	563-58-6	
cis-1,3-Dichloropropene	ND	ug/L	5.0	1		07/14/23 16:48	10061-01-5	
trans-1,3-Dichloropropene	ND	ug/L	5.0	1		07/14/23 16:48	10061-02-6	
Ethylbenzene	ND	ug/L	5.0	1		07/14/23 16:48	100-41-4	
Ethyl methacrylate	ND	ug/L	100	1		07/14/23 16:48	97-63-2	
Hexachloro-1,3-butadiene	ND	ug/L	5.0	1		07/14/23 16:48	87-68-3	
n-Hexane	ND	ug/L	5.0	1		07/14/23 16:48	110-54-3	
2-Hexanone	ND	ug/L	25.0	1		07/14/23 16:48	591-78-6	
Iodomethane	ND	ug/L	10.0	1		07/14/23 16:48	74-88-4	

This report shall not be reproduced, except in full,
without the written consent of Pace Analytical Services, LLC.

Pace Analytical Services, LLC
7726 Moller Road
Indianapolis, IN 46268
(317)228-3100

ANALYTICAL RESULTS

Project: Houghland Canning 3Q2023
Pace Project No.: 50349137

Sample: MW-22D **Lab ID: 50349137017** Collected: 07/11/23 13:50 Received: 07/12/23 14:36 Matrix: Water

Parameters	Results	Units	Report Limit	DF	Prepared	Analyzed	CAS No.	Qual
8260 MSV Indiana	Analytical Method: EPA 5030/8260							
	Pace Analytical Services - Indianapolis							
Isopropylbenzene (Cumene)	ND	ug/L	5.0	1		07/14/23 16:48	98-82-8	
p-Isopropyltoluene	ND	ug/L	5.0	1		07/14/23 16:48	99-87-6	
Methylene Chloride	ND	ug/L	5.0	1		07/14/23 16:48	75-09-2	
1-Methylnaphthalene	ND	ug/L	10.0	1		07/14/23 16:48	90-12-0	
2-Methylnaphthalene	ND	ug/L	10.0	1		07/14/23 16:48	91-57-6	
4-Methyl-2-pentanone (MIBK)	ND	ug/L	25.0	1		07/14/23 16:48	108-10-1	
Methyl-tert-butyl ether	ND	ug/L	4.0	1		07/14/23 16:48	1634-04-4	
Naphthalene	ND	ug/L	1.2	1		07/14/23 16:48	91-20-3	
n-Propylbenzene	ND	ug/L	5.0	1		07/14/23 16:48	103-65-1	
Styrene	ND	ug/L	5.0	1		07/14/23 16:48	100-42-5	
1,1,1,2-Tetrachloroethane	ND	ug/L	5.0	1		07/14/23 16:48	630-20-6	
1,1,2,2-Tetrachloroethane	ND	ug/L	5.0	1		07/14/23 16:48	79-34-5	
Tetrachloroethene	**10.8**	ug/L	5.0	1		07/14/23 16:48	127-18-4	
Toluene	ND	ug/L	5.0	1		07/14/23 16:48	108-88-3	
1,2,3-Trichlorobenzene	ND	ug/L	5.0	1		07/14/23 16:48	87-61-6	
1,2,4-Trichlorobenzene	ND	ug/L	5.0	1		07/14/23 16:48	120-82-1	
1,1,1-Trichloroethane	ND	ug/L	5.0	1		07/14/23 16:48	71-55-6	
1,1,2-Trichloroethane	ND	ug/L	5.0	1		07/14/23 16:48	79-00-5	
Trichloroethene	**29.3**	ug/L	5.0	1		07/14/23 16:48	79-01-6	
Trichlorofluoromethane	ND	ug/L	5.0	1		07/14/23 16:48	75-69-4	
1,2,3-Trichloropropane	ND	ug/L	5.0	1		07/14/23 16:48	96-18-4	
1,2,4-Trimethylbenzene	ND	ug/L	5.0	1		07/14/23 16:48	95-63-6	
1,3,5-Trimethylbenzene	ND	ug/L	5.0	1		07/14/23 16:48	108-67-8	
Vinyl acetate	ND	ug/L	50.0	1		07/14/23 16:48	108-05-4	
Vinyl chloride	**12.1**	ug/L	2.0	1		07/14/23 16:48	75-01-4	
Xylene (Total)	ND	ug/L	10.0	1		07/14/23 16:48	1330-20-7	
Surrogates								
Dibromofluoromethane (S)	117	%.	82-128	1		07/14/23 16:48	1868-53-7	
4-Bromofluorobenzene (S)	99	%.	79-124	1		07/14/23 16:48	460-00-4	
Toluene-d8 (S)	95	%.	73-122	1		07/14/23 16:48	2037-26-5	

This report shall not be reproduced, except in full,
without the written consent of Pace Analytical Services, LLC.

Pace Analytical Services, LLC
7726 Moller Road
Indianapolis, IN 46268
(317)228-3100

ANALYTICAL RESULTS

Project: Houghland Canning 3Q2023
Pace Project No.: 50349137

Sample: MW-23 **Lab ID: 50349137018** Collected: 07/11/23 09:40 Received: 07/12/23 14:36 Matrix: Water

Parameters	Results	Units	Report Limit	DF	Prepared	Analyzed	CAS No.	Qual
8260 MSV Indiana	Analytical Method: EPA 5030/8260							
	Pace Analytical Services - Indianapolis							
Acetone	ND	ug/L	100	1		07/14/23 17:10	67-64-1	
Acrolein	ND	ug/L	50.0	1		07/14/23 17:10	107-02-8	
Acrylonitrile	ND	ug/L	100	1		07/14/23 17:10	107-13-1	
Benzene	ND	ug/L	5.0	1		07/14/23 17:10	71-43-2	
Bromobenzene	ND	ug/L	5.0	1		07/14/23 17:10	108-86-1	
Bromochloromethane	ND	ug/L	5.0	1		07/14/23 17:10	74-97-5	
Bromodichloromethane	ND	ug/L	5.0	1		07/14/23 17:10	75-27-4	
Bromoform	ND	ug/L	5.0	1		07/14/23 17:10	75-25-2	
Bromomethane	ND	ug/L	5.0	1		07/14/23 17:10	74-83-9	
2-Butanone (MEK)	ND	ug/L	25.0	1		07/14/23 17:10	78-93-3	
n-Butylbenzene	ND	ug/L	5.0	1		07/14/23 17:10	104-51-8	
sec-Butylbenzene	ND	ug/L	5.0	1		07/14/23 17:10	135-98-8	
tert-Butylbenzene	ND	ug/L	5.0	1		07/14/23 17:10	98-06-6	
Carbon disulfide	ND	ug/L	10.0	1		07/14/23 17:10	75-15-0	
Carbon tetrachloride	ND	ug/L	5.0	1		07/14/23 17:10	56-23-5	
Chlorobenzene	ND	ug/L	5.0	1		07/14/23 17:10	108-90-7	
Chloroethane	ND	ug/L	5.0	1		07/14/23 17:10	75-00-3	
Chloroform	ND	ug/L	5.0	1		07/14/23 17:10	67-66-3	
Chloromethane	ND	ug/L	5.0	1		07/14/23 17:10	74-87-3	
2-Chlorotoluene	ND	ug/L	5.0	1		07/14/23 17:10	95-49-8	
4-Chlorotoluene	ND	ug/L	5.0	1		07/14/23 17:10	106-43-4	
Dibromochloromethane	ND	ug/L	5.0	1		07/14/23 17:10	124-48-1	
1,2-Dibromoethane (EDB)	ND	ug/L	5.0	1		07/14/23 17:10	106-93-4	
Dibromomethane	ND	ug/L	5.0	1		07/14/23 17:10	74-95-3	
1,2-Dichlorobenzene	ND	ug/L	5.0	1		07/14/23 17:10	95-50-1	
1,3-Dichlorobenzene	ND	ug/L	5.0	1		07/14/23 17:10	541-73-1	
1,4-Dichlorobenzene	ND	ug/L	5.0	1		07/14/23 17:10	106-46-7	
trans-1,4-Dichloro-2-butene	ND	ug/L	100	1		07/14/23 17:10	110-57-6	
Dichlorodifluoromethane	ND	ug/L	5.0	1		07/14/23 17:10	75-71-8	
1,1-Dichloroethane	ND	ug/L	5.0	1		07/14/23 17:10	75-34-3	
1,2-Dichloroethane	ND	ug/L	5.0	1		07/14/23 17:10	107-06-2	
1,1-Dichloroethene	ND	ug/L	5.0	1		07/14/23 17:10	75-35-4	
cis-1,2-Dichloroethene	ND	ug/L	5.0	1		07/14/23 17:10	156-59-2	
trans-1,2-Dichloroethene	ND	ug/L	5.0	1		07/14/23 17:10	156-60-5	
1,2-Dichloropropane	ND	ug/L	5.0	1		07/14/23 17:10	78-87-5	
1,3-Dichloropropane	ND	ug/L	5.0	1		07/14/23 17:10	142-28-9	
2,2-Dichloropropane	ND	ug/L	5.0	1		07/14/23 17:10	594-20-7	
1,1-Dichloropropene	ND	ug/L	5.0	1		07/14/23 17:10	563-58-6	
cis-1,3-Dichloropropene	ND	ug/L	5.0	1		07/14/23 17:10	10061-01-5	
trans-1,3-Dichloropropene	ND	ug/L	5.0	1		07/14/23 17:10	10061-02-6	
Ethylbenzene	ND	ug/L	5.0	1		07/14/23 17:10	100-41-4	
Ethyl methacrylate	ND	ug/L	100	1		07/14/23 17:10	97-63-2	
Hexachloro-1,3-butadiene	ND	ug/L	5.0	1		07/14/23 17:10	87-68-3	
n-Hexane	ND	ug/L	5.0	1		07/14/23 17:10	110-54-3	
2-Hexanone	ND	ug/L	25.0	1		07/14/23 17:10	591-78-6	
Iodomethane	ND	ug/L	10.0	1		07/14/23 17:10	74-88-4	

This report shall not be reproduced, except in full,
without the written consent of Pace Analytical Services, LLC.

Pace Analytical Services, LLC
7726 Moller Road
Indianapolis, IN 46268
(317)228-3100

ANALYTICAL RESULTS

Project: Houghland Canning 3Q2023
Pace Project No.: 50349137

Sample: MW-23 **Lab ID: 50349137018** Collected: 07/11/23 09:40 Received: 07/12/23 14:36 Matrix: Water

Parameters	Results	Units	Report Limit	DF	Prepared	Analyzed	CAS No.	Qual
8260 MSV Indiana	Analytical Method: EPA 5030/8260							
	Pace Analytical Services - Indianapolis							
Isopropylbenzene (Cumene)	ND	ug/L	5.0	1		07/14/23 17:10	98-82-8	
p-Isopropyltoluene	ND	ug/L	5.0	1		07/14/23 17:10	99-87-6	
Methylene Chloride	ND	ug/L	5.0	1		07/14/23 17:10	75-09-2	
1-Methylnaphthalene	ND	ug/L	10.0	1		07/14/23 17:10	90-12-0	
2-Methylnaphthalene	ND	ug/L	10.0	1		07/14/23 17:10	91-57-6	
4-Methyl-2-pentanone (MIBK)	ND	ug/L	25.0	1		07/14/23 17:10	108-10-1	
Methyl-tert-butyl ether	ND	ug/L	4.0	1		07/14/23 17:10	1634-04-4	
Naphthalene	ND	ug/L	1.2	1		07/14/23 17:10	91-20-3	
n-Propylbenzene	ND	ug/L	5.0	1		07/14/23 17:10	103-65-1	
Styrene	ND	ug/L	5.0	1		07/14/23 17:10	100-42-5	
1,1,1,2-Tetrachloroethane	ND	ug/L	5.0	1		07/14/23 17:10	630-20-6	
1,1,2,2-Tetrachloroethane	ND	ug/L	5.0	1		07/14/23 17:10	79-34-5	
Tetrachloroethene	ND	ug/L	5.0	1		07/14/23 17:10	127-18-4	
Toluene	ND	ug/L	5.0	1		07/14/23 17:10	108-88-3	
1,2,3-Trichlorobenzene	ND	ug/L	5.0	1		07/14/23 17:10	87-61-6	
1,2,4-Trichlorobenzene	ND	ug/L	5.0	1		07/14/23 17:10	120-82-1	
1,1,1-Trichloroethane	ND	ug/L	5.0	1		07/14/23 17:10	71-55-6	
1,1,2-Trichloroethane	ND	ug/L	5.0	1		07/14/23 17:10	79-00-5	
Trichloroethene	ND	ug/L	5.0	1		07/14/23 17:10	79-01-6	
Trichlorofluoromethane	ND	ug/L	5.0	1		07/14/23 17:10	75-69-4	
1,2,3-Trichloropropane	ND	ug/L	5.0	1		07/14/23 17:10	96-18-4	
1,2,4-Trimethylbenzene	ND	ug/L	5.0	1		07/14/23 17:10	95-63-6	
1,3,5-Trimethylbenzene	ND	ug/L	5.0	1		07/14/23 17:10	108-67-8	
Vinyl acetate	ND	ug/L	50.0	1		07/14/23 17:10	108-05-4	
Vinyl chloride	**3.5**	ug/L	2.0	1		07/14/23 17:10	75-01-4	
Xylene (Total)	ND	ug/L	10.0	1		07/14/23 17:10	1330-20-7	
Surrogates								
Dibromofluoromethane (S)	119	%.	82-128	1		07/14/23 17:10	1868-53-7	
4-Bromofluorobenzene (S)	100	%.	79-124	1		07/14/23 17:10	460-00-4	
Toluene-d8 (S)	95	%.	73-122	1		07/14/23 17:10	2037-26-5	

This report shall not be reproduced, except in full,
without the written consent of Pace Analytical Services, LLC.

Pace Analytical Services, LLC
7726 Moller Road
Indianapolis, IN 46268
(317)228-3100

ANALYTICAL RESULTS

Project: Houghland Canning 3Q2023
Pace Project No.: 50349137

Sample: MW-42 **Lab ID: 50349137019** Collected: 07/11/23 12:11 Received: 07/12/23 14:36 Matrix: Water

Parameters	Results	Units	Report Limit	DF	Prepared	Analyzed	CAS No.	Qual
8260 MSV Indiana	Analytical Method: EPA 5030/8260							
	Pace Analytical Services - Indianapolis							
Acetone	ND	ug/L	100	1		07/14/23 17:31	67-64-1	
Acrolein	ND	ug/L	50.0	1		07/14/23 17:31	107-02-8	
Acrylonitrile	ND	ug/L	100	1		07/14/23 17:31	107-13-1	
Benzene	ND	ug/L	5.0	1		07/14/23 17:31	71-43-2	
Bromobenzene	ND	ug/L	5.0	1		07/14/23 17:31	108-86-1	
Bromochloromethane	ND	ug/L	5.0	1		07/14/23 17:31	74-97-5	
Bromodichloromethane	ND	ug/L	5.0	1		07/14/23 17:31	75-27-4	
Bromoform	ND	ug/L	5.0	1		07/14/23 17:31	75-25-2	
Bromomethane	ND	ug/L	5.0	1		07/14/23 17:31	74-83-9	
2-Butanone (MEK)	ND	ug/L	25.0	1		07/14/23 17:31	78-93-3	
n-Butylbenzene	ND	ug/L	5.0	1		07/14/23 17:31	104-51-8	
sec-Butylbenzene	ND	ug/L	5.0	1		07/14/23 17:31	135-98-8	
tert-Butylbenzene	ND	ug/L	5.0	1		07/14/23 17:31	98-06-6	
Carbon disulfide	ND	ug/L	10.0	1		07/14/23 17:31	75-15-0	
Carbon tetrachloride	ND	ug/L	5.0	1		07/14/23 17:31	56-23-5	
Chlorobenzene	ND	ug/L	5.0	1		07/14/23 17:31	108-90-7	
Chloroethane	ND	ug/L	5.0	1		07/14/23 17:31	75-00-3	
Chloroform	ND	ug/L	5.0	1		07/14/23 17:31	67-66-3	
Chloromethane	ND	ug/L	5.0	1		07/14/23 17:31	74-87-3	
2-Chlorotoluene	ND	ug/L	5.0	1		07/14/23 17:31	95-49-8	
4-Chlorotoluene	ND	ug/L	5.0	1		07/14/23 17:31	106-43-4	
Dibromochloromethane	ND	ug/L	5.0	1		07/14/23 17:31	124-48-1	
1,2-Dibromoethane (EDB)	ND	ug/L	5.0	1		07/14/23 17:31	106-93-4	
Dibromomethane	ND	ug/L	5.0	1		07/14/23 17:31	74-95-3	
1,2-Dichlorobenzene	ND	ug/L	5.0	1		07/14/23 17:31	95-50-1	
1,3-Dichlorobenzene	ND	ug/L	5.0	1		07/14/23 17:31	541-73-1	
1,4-Dichlorobenzene	ND	ug/L	5.0	1		07/14/23 17:31	106-46-7	
trans-1,4-Dichloro-2-butene	ND	ug/L	100	1		07/14/23 17:31	110-57-6	
Dichlorodifluoromethane	ND	ug/L	5.0	1		07/14/23 17:31	75-71-8	
1,1-Dichloroethane	ND	ug/L	5.0	1		07/14/23 17:31	75-34-3	
1,2-Dichloroethane	ND	ug/L	5.0	1		07/14/23 17:31	107-06-2	
1,1-Dichloroethene	ND	ug/L	5.0	1		07/14/23 17:31	75-35-4	
cis-1,2-Dichloroethene	ND	ug/L	5.0	1		07/14/23 17:31	156-59-2	
trans-1,2-Dichloroethene	ND	ug/L	5.0	1		07/14/23 17:31	156-60-5	
1,2-Dichloropropane	ND	ug/L	5.0	1		07/14/23 17:31	78-87-5	
1,3-Dichloropropane	ND	ug/L	5.0	1		07/14/23 17:31	142-28-9	
2,2-Dichloropropane	ND	ug/L	5.0	1		07/14/23 17:31	594-20-7	
1,1-Dichloropropene	ND	ug/L	5.0	1		07/14/23 17:31	563-58-6	
cis-1,3-Dichloropropene	ND	ug/L	5.0	1		07/14/23 17:31	10061-01-5	
trans-1,3-Dichloropropene	ND	ug/L	5.0	1		07/14/23 17:31	10061-02-6	
Ethylbenzene	ND	ug/L	5.0	1		07/14/23 17:31	100-41-4	
Ethyl methacrylate	ND	ug/L	100	1		07/14/23 17:31	97-63-2	
Hexachloro-1,3-butadiene	ND	ug/L	5.0	1		07/14/23 17:31	87-68-3	
n-Hexane	ND	ug/L	5.0	1		07/14/23 17:31	110-54-3	
2-Hexanone	ND	ug/L	25.0	1		07/14/23 17:31	591-78-6	
Iodomethane	ND	ug/L	10.0	1		07/14/23 17:31	74-88-4	

This report shall not be reproduced, except in full,
without the written consent of Pace Analytical Services, LLC.

Pace Analytical Services, LLC
7726 Moller Road
Indianapolis, IN 46268
(317)228-3100

ANALYTICAL RESULTS

Project: Houghland Canning 3Q2023
Pace Project No.: 50349137

Sample: MW-42 **Lab ID: 50349137019** Collected: 07/11/23 12:11 Received: 07/12/23 14:36 Matrix: Water

Parameters	Results	Units	Report Limit	DF	Prepared	Analyzed	CAS No.	Qual
8260 MSV Indiana	Analytical Method: EPA 5030/8260							
	Pace Analytical Services - Indianapolis							
Isopropylbenzene (Cumene)	ND	ug/L	5.0	1		07/14/23 17:31	98-82-8	
p-Isopropyltoluene	ND	ug/L	5.0	1		07/14/23 17:31	99-87-6	
Methylene Chloride	ND	ug/L	5.0	1		07/14/23 17:31	75-09-2	
1-Methylnaphthalene	ND	ug/L	10.0	1		07/14/23 17:31	90-12-0	
2-Methylnaphthalene	ND	ug/L	10.0	1		07/14/23 17:31	91-57-6	
4-Methyl-2-pentanone (MIBK)	ND	ug/L	25.0	1		07/14/23 17:31	108-10-1	
Methyl-tert-butyl ether	ND	ug/L	4.0	1		07/14/23 17:31	1634-04-4	
Naphthalene	ND	ug/L	1.2	1		07/14/23 17:31	91-20-3	
n-Propylbenzene	ND	ug/L	5.0	1		07/14/23 17:31	103-65-1	
Styrene	ND	ug/L	5.0	1		07/14/23 17:31	100-42-5	
1,1,1,2-Tetrachloroethane	ND	ug/L	5.0	1		07/14/23 17:31	630-20-6	
1,1,2,2-Tetrachloroethane	ND	ug/L	5.0	1		07/14/23 17:31	79-34-5	
Tetrachloroethene	ND	ug/L	5.0	1		07/14/23 17:31	127-18-4	
Toluene	ND	ug/L	5.0	1		07/14/23 17:31	108-88-3	
1,2,3-Trichlorobenzene	ND	ug/L	5.0	1		07/14/23 17:31	87-61-6	
1,2,4-Trichlorobenzene	ND	ug/L	5.0	1		07/14/23 17:31	120-82-1	
1,1,1-Trichloroethane	ND	ug/L	5.0	1		07/14/23 17:31	71-55-6	
1,1,2-Trichloroethane	ND	ug/L	5.0	1		07/14/23 17:31	79-00-5	
Trichloroethene	**247**	ug/L	5.0	1		07/14/23 17:31	79-01-6	
Trichlorofluoromethane	ND	ug/L	5.0	1		07/14/23 17:31	75-69-4	
1,2,3-Trichloropropane	ND	ug/L	5.0	1		07/14/23 17:31	96-18-4	
1,2,4-Trimethylbenzene	ND	ug/L	5.0	1		07/14/23 17:31	95-63-6	
1,3,5-Trimethylbenzene	ND	ug/L	5.0	1		07/14/23 17:31	108-67-8	
Vinyl acetate	ND	ug/L	50.0	1		07/14/23 17:31	108-05-4	
Vinyl chloride	ND	ug/L	2.0	1		07/14/23 17:31	75-01-4	
Xylene (Total)	ND	ug/L	10.0	1		07/14/23 17:31	1330-20-7	
Surrogates								
Dibromofluoromethane (S)	120	%.	82-128	1		07/14/23 17:31	1868-53-7	
4-Bromofluorobenzene (S)	98	%.	79-124	1		07/14/23 17:31	460-00-4	
Toluene-d8 (S)	95	%.	73-122	1		07/14/23 17:31	2037-26-5	

This report shall not be reproduced, except in full,
without the written consent of Pace Analytical Services, LLC.

Pace Analytical Services, LLC
7726 Moller Road
Indianapolis, IN 46268
(317)228-3100

ANALYTICAL RESULTS

Project: Houghland Canning 3Q2023
Pace Project No.: 50349137

Sample: MW-42D **Lab ID: 50349137020** Collected: 07/11/23 12:45 Received: 07/12/23 14:36 Matrix: Water

Parameters	Results	Units	Report Limit	DF	Prepared	Analyzed	CAS No.	Qual
8260 MSV Indiana	Analytical Method: EPA 5030/8260							
	Pace Analytical Services - Indianapolis							
Acetone	ND	ug/L	100	1		07/14/23 17:52	67-64-1	
Acrolein	ND	ug/L	50.0	1		07/14/23 17:52	107-02-8	
Acrylonitrile	ND	ug/L	100	1		07/14/23 17:52	107-13-1	
Benzene	ND	ug/L	5.0	1		07/14/23 17:52	71-43-2	
Bromobenzene	ND	ug/L	5.0	1		07/14/23 17:52	108-86-1	
Bromochloromethane	ND	ug/L	5.0	1		07/14/23 17:52	74-97-5	
Bromodichloromethane	ND	ug/L	5.0	1		07/14/23 17:52	75-27-4	
Bromoform	ND	ug/L	5.0	1		07/14/23 17:52	75-25-2	
Bromomethane	ND	ug/L	5.0	1		07/14/23 17:52	74-83-9	
2-Butanone (MEK)	ND	ug/L	25.0	1		07/14/23 17:52	78-93-3	
n-Butylbenzene	ND	ug/L	5.0	1		07/14/23 17:52	104-51-8	
sec-Butylbenzene	ND	ug/L	5.0	1		07/14/23 17:52	135-98-8	
tert-Butylbenzene	ND	ug/L	5.0	1		07/14/23 17:52	98-06-6	
Carbon disulfide	ND	ug/L	10.0	1		07/14/23 17:52	75-15-0	
Carbon tetrachloride	ND	ug/L	5.0	1		07/14/23 17:52	56-23-5	
Chlorobenzene	ND	ug/L	5.0	1		07/14/23 17:52	108-90-7	
Chloroethane	ND	ug/L	5.0	1		07/14/23 17:52	75-00-3	
Chloroform	ND	ug/L	5.0	1		07/14/23 17:52	67-66-3	
Chloromethane	ND	ug/L	5.0	1		07/14/23 17:52	74-87-3	
2-Chlorotoluene	ND	ug/L	5.0	1		07/14/23 17:52	95-49-8	
4-Chlorotoluene	ND	ug/L	5.0	1		07/14/23 17:52	106-43-4	
Dibromochloromethane	ND	ug/L	5.0	1		07/14/23 17:52	124-48-1	
1,2-Dibromoethane (EDB)	ND	ug/L	5.0	1		07/14/23 17:52	106-93-4	
Dibromomethane	ND	ug/L	5.0	1		07/14/23 17:52	74-95-3	
1,2-Dichlorobenzene	ND	ug/L	5.0	1		07/14/23 17:52	95-50-1	
1,3-Dichlorobenzene	ND	ug/L	5.0	1		07/14/23 17:52	541-73-1	
1,4-Dichlorobenzene	ND	ug/L	5.0	1		07/14/23 17:52	106-46-7	
trans-1,4-Dichloro-2-butene	ND	ug/L	100	1		07/14/23 17:52	110-57-6	
Dichlorodifluoromethane	ND	ug/L	5.0	1		07/14/23 17:52	75-71-8	
1,1-Dichloroethane	ND	ug/L	5.0	1		07/14/23 17:52	75-34-3	
1,2-Dichloroethane	ND	ug/L	5.0	1		07/14/23 17:52	107-06-2	
1,1-Dichloroethene	ND	ug/L	5.0	1		07/14/23 17:52	75-35-4	
cis-1,2-Dichloroethene	**312**	ug/L	50.0	10		07/14/23 18:13	156-59-2	
trans-1,2-Dichloroethene	**25.5**	ug/L	5.0	1		07/14/23 17:52	156-60-5	
1,2-Dichloropropane	ND	ug/L	5.0	1		07/14/23 17:52	78-87-5	
1,3-Dichloropropane	ND	ug/L	5.0	1		07/14/23 17:52	142-28-9	
2,2-Dichloropropane	ND	ug/L	5.0	1		07/14/23 17:52	594-20-7	
1,1-Dichloropropene	ND	ug/L	5.0	1		07/14/23 17:52	563-58-6	
cis-1,3-Dichloropropene	ND	ug/L	5.0	1		07/14/23 17:52	10061-01-5	
trans-1,3-Dichloropropene	ND	ug/L	5.0	1		07/14/23 17:52	10061-02-6	
Ethylbenzene	ND	ug/L	5.0	1		07/14/23 17:52	100-41-4	
Ethyl methacrylate	ND	ug/L	100	1		07/14/23 17:52	97-63-2	
Hexachloro-1,3-butadiene	ND	ug/L	5.0	1		07/14/23 17:52	87-68-3	
n-Hexane	ND	ug/L	5.0	1		07/14/23 17:52	110-54-3	
2-Hexanone	ND	ug/L	25.0	1		07/14/23 17:52	591-78-6	
Iodomethane	ND	ug/L	10.0	1		07/14/23 17:52	74-88-4	

This report shall not be reproduced, except in full,
without the written consent of Pace Analytical Services, LLC.

Pace Analytical Services, LLC
7726 Moller Road
Indianapolis, IN 46268
(317)228-3100

ANALYTICAL RESULTS

Project: Houghland Canning 3Q2023
Pace Project No.: 50349137

Sample: MW-42D **Lab ID: 50349137020** Collected: 07/11/23 12:45 Received: 07/12/23 14:36 Matrix: Water

Parameters	Results	Units	Report Limit	DF	Prepared	Analyzed	CAS No.	Qual
8260 MSV Indiana	Analytical Method: EPA 5030/8260							
	Pace Analytical Services - Indianapolis							
Isopropylbenzene (Cumene)	ND	ug/L	5.0	1		07/14/23 17:52	98-82-8	
p-Isopropyltoluene	ND	ug/L	5.0	1		07/14/23 17:52	99-87-6	
Methylene Chloride	ND	ug/L	5.0	1		07/14/23 17:52	75-09-2	
1-Methylnaphthalene	ND	ug/L	10.0	1		07/14/23 17:52	90-12-0	
2-Methylnaphthalene	ND	ug/L	10.0	1		07/14/23 17:52	91-57-6	
4-Methyl-2-pentanone (MIBK)	ND	ug/L	25.0	1		07/14/23 17:52	108-10-1	
Methyl-tert-butyl ether	ND	ug/L	4.0	1		07/14/23 17:52	1634-04-4	
Naphthalene	ND	ug/L	1.2	1		07/14/23 17:52	91-20-3	
n-Propylbenzene	ND	ug/L	5.0	1		07/14/23 17:52	103-65-1	
Styrene	ND	ug/L	5.0	1		07/14/23 17:52	100-42-5	
1,1,1,2-Tetrachloroethane	ND	ug/L	5.0	1		07/14/23 17:52	630-20-6	
1,1,2,2-Tetrachloroethane	ND	ug/L	5.0	1		07/14/23 17:52	79-34-5	
Tetrachloroethene	ND	ug/L	5.0	1		07/14/23 17:52	127-18-4	
Toluene	ND	ug/L	5.0	1		07/14/23 17:52	108-88-3	
1,2,3-Trichlorobenzene	ND	ug/L	5.0	1		07/14/23 17:52	87-61-6	
1,2,4-Trichlorobenzene	ND	ug/L	5.0	1		07/14/23 17:52	120-82-1	
1,1,1-Trichloroethane	ND	ug/L	5.0	1		07/14/23 17:52	71-55-6	
1,1,2-Trichloroethane	ND	ug/L	5.0	1		07/14/23 17:52	79-00-5	
Trichloroethene	**112**	ug/L	5.0	1		07/14/23 17:52	79-01-6	
Trichlorofluoromethane	ND	ug/L	5.0	1		07/14/23 17:52	75-69-4	
1,2,3-Trichloropropane	ND	ug/L	5.0	1		07/14/23 17:52	96-18-4	
1,2,4-Trimethylbenzene	ND	ug/L	5.0	1		07/14/23 17:52	95-63-6	
1,3,5-Trimethylbenzene	ND	ug/L	5.0	1		07/14/23 17:52	108-67-8	
Vinyl acetate	ND	ug/L	50.0	1		07/14/23 17:52	108-05-4	
Vinyl chloride	**2.9**	ug/L	2.0	1		07/14/23 17:52	75-01-4	
Xylene (Total)	ND	ug/L	10.0	1		07/14/23 17:52	1330-20-7	
Surrogates								
Dibromofluoromethane (S)	119	%.	82-128	1		07/14/23 17:52	1868-53-7	
4-Bromofluorobenzene (S)	99	%.	79-124	1		07/14/23 17:52	460-00-4	
Toluene-d8 (S)	97	%.	73-122	1		07/14/23 17:52	2037-26-5	

This report shall not be reproduced, except in full,
without the written consent of Pace Analytical Services, LLC.

Pace Analytical Services, LLC
7726 Moller Road
Indianapolis, IN 46268
(317)228-3100

ANALYTICAL RESULTS

Project: Houghland Canning 3Q2023
Pace Project No.: 50349137

Sample: MW-46I **Lab ID: 50349137021** Collected: 07/11/23 10:55 Received: 07/12/23 14:36 Matrix: Water

Parameters	Results	Units	Report Limit	DF	Prepared	Analyzed	CAS No.	Qual
8260 MSV Indiana	Analytical Method: EPA 5030/8260							
	Pace Analytical Services - Indianapolis							
Acetone	ND	ug/L	100	1		07/14/23 20:20	67-64-1	
Acrolein	ND	ug/L	50.0	1		07/14/23 20:20	107-02-8	
Acrylonitrile	ND	ug/L	100	1		07/14/23 20:20	107-13-1	
Benzene	ND	ug/L	5.0	1		07/14/23 20:20	71-43-2	
Bromobenzene	ND	ug/L	5.0	1		07/14/23 20:20	108-86-1	
Bromochloromethane	ND	ug/L	5.0	1		07/14/23 20:20	74-97-5	
Bromodichloromethane	ND	ug/L	5.0	1		07/14/23 20:20	75-27-4	
Bromoform	ND	ug/L	5.0	1		07/14/23 20:20	75-25-2	
Bromomethane	ND	ug/L	5.0	1		07/14/23 20:20	74-83-9	
2-Butanone (MEK)	ND	ug/L	25.0	1		07/14/23 20:20	78-93-3	
n-Butylbenzene	ND	ug/L	5.0	1		07/14/23 20:20	104-51-8	
sec-Butylbenzene	ND	ug/L	5.0	1		07/14/23 20:20	135-98-8	
tert-Butylbenzene	ND	ug/L	5.0	1		07/14/23 20:20	98-06-6	
Carbon disulfide	ND	ug/L	10.0	1		07/14/23 20:20	75-15-0	
Carbon tetrachloride	ND	ug/L	5.0	1		07/14/23 20:20	56-23-5	L1
Chlorobenzene	ND	ug/L	5.0	1		07/14/23 20:20	108-90-7	
Chloroethane	ND	ug/L	5.0	1		07/14/23 20:20	75-00-3	
Chloroform	ND	ug/L	5.0	1		07/14/23 20:20	67-66-3	
Chloromethane	ND	ug/L	5.0	1		07/14/23 20:20	74-87-3	
2-Chlorotoluene	ND	ug/L	5.0	1		07/14/23 20:20	95-49-8	
4-Chlorotoluene	ND	ug/L	5.0	1		07/14/23 20:20	106-43-4	
Dibromochloromethane	ND	ug/L	5.0	1		07/14/23 20:20	124-48-1	
1,2-Dibromoethane (EDB)	ND	ug/L	5.0	1		07/14/23 20:20	106-93-4	
Dibromomethane	ND	ug/L	5.0	1		07/14/23 20:20	74-95-3	
1,2-Dichlorobenzene	ND	ug/L	5.0	1		07/14/23 20:20	95-50-1	
1,3-Dichlorobenzene	ND	ug/L	5.0	1		07/14/23 20:20	541-73-1	
1,4-Dichlorobenzene	ND	ug/L	5.0	1		07/14/23 20:20	106-46-7	
trans-1,4-Dichloro-2-butene	ND	ug/L	100	1		07/14/23 20:20	110-57-6	
Dichlorodifluoromethane	ND	ug/L	5.0	1		07/14/23 20:20	75-71-8	R1
1,1-Dichloroethane	ND	ug/L	5.0	1		07/14/23 20:20	75-34-3	
1,2-Dichloroethane	ND	ug/L	5.0	1		07/14/23 20:20	107-06-2	L1
1,1-Dichloroethene	ND	ug/L	5.0	1		07/14/23 20:20	75-35-4	
cis-1,2-Dichloroethene	**57.3**	ug/L	5.0	1		07/14/23 20:20	156-59-2	
trans-1,2-Dichloroethene	ND	ug/L	5.0	1		07/14/23 20:20	156-60-5	
1,2-Dichloropropane	ND	ug/L	5.0	1		07/14/23 20:20	78-87-5	
1,3-Dichloropropane	ND	ug/L	5.0	1		07/14/23 20:20	142-28-9	
2,2-Dichloropropane	ND	ug/L	5.0	1		07/14/23 20:20	594-20-7	
1,1-Dichloropropene	ND	ug/L	5.0	1		07/14/23 20:20	563-58-6	
cis-1,3-Dichloropropene	ND	ug/L	5.0	1		07/14/23 20:20	10061-01-5	
trans-1,3-Dichloropropene	ND	ug/L	5.0	1		07/14/23 20:20	10061-02-6	
Ethylbenzene	ND	ug/L	5.0	1		07/14/23 20:20	100-41-4	
Ethyl methacrylate	ND	ug/L	100	1		07/14/23 20:20	97-63-2	
Hexachloro-1,3-butadiene	ND	ug/L	5.0	1		07/14/23 20:20	87-68-3	
n-Hexane	ND	ug/L	5.0	1		07/14/23 20:20	110-54-3	
2-Hexanone	ND	ug/L	25.0	1		07/14/23 20:20	591-78-6	
Iodomethane	ND	ug/L	10.0	1		07/14/23 20:20	74-88-4	

This report shall not be reproduced, except in full,
without the written consent of Pace Analytical Services, LLC.

Pace Analytical Services, LLC
7726 Moller Road
Indianapolis, IN 46268
(317)228-3100

ANALYTICAL RESULTS

Project: Houghland Canning 3Q2023
Pace Project No.: 50349137

Sample: MW-46I **Lab ID: 50349137021** Collected: 07/11/23 10:55 Received: 07/12/23 14:36 Matrix: Water

Parameters	Results	Units	Report Limit	DF	Prepared	Analyzed	CAS No.	Qual
8260 MSV Indiana	Analytical Method: EPA 5030/8260							
	Pace Analytical Services - Indianapolis							
Isopropylbenzene (Cumene)	ND	ug/L	5.0	1		07/14/23 20:20	98-82-8	
p-Isopropyltoluene	ND	ug/L	5.0	1		07/14/23 20:20	99-87-6	
Methylene Chloride	ND	ug/L	5.0	1		07/14/23 20:20	75-09-2	
1-Methylnaphthalene	ND	ug/L	10.0	1		07/14/23 20:20	90-12-0	
2-Methylnaphthalene	ND	ug/L	10.0	1		07/14/23 20:20	91-57-6	
4-Methyl-2-pentanone (MIBK)	ND	ug/L	25.0	1		07/14/23 20:20	108-10-1	
Methyl-tert-butyl ether	ND	ug/L	4.0	1		07/14/23 20:20	1634-04-4	
Naphthalene	ND	ug/L	1.2	1		07/14/23 20:20	91-20-3	
n-Propylbenzene	ND	ug/L	5.0	1		07/14/23 20:20	103-65-1	
Styrene	ND	ug/L	5.0	1		07/14/23 20:20	100-42-5	
1,1,1,2-Tetrachloroethane	ND	ug/L	5.0	1		07/14/23 20:20	630-20-6	
1,1,2,2-Tetrachloroethane	ND	ug/L	5.0	1		07/14/23 20:20	79-34-5	
Tetrachloroethene	ND	ug/L	5.0	1		07/14/23 20:20	127-18-4	
Toluene	ND	ug/L	5.0	1		07/14/23 20:20	108-88-3	
1,2,3-Trichlorobenzene	ND	ug/L	5.0	1		07/14/23 20:20	87-61-6	
1,2,4-Trichlorobenzene	ND	ug/L	5.0	1		07/14/23 20:20	120-82-1	
1,1,1-Trichloroethane	ND	ug/L	5.0	1		07/14/23 20:20	71-55-6	L1
1,1,2-Trichloroethane	ND	ug/L	5.0	1		07/14/23 20:20	79-00-5	
Trichloroethene	ND	ug/L	5.0	1		07/14/23 20:20	79-01-6	
Trichlorofluoromethane	ND	ug/L	5.0	1		07/14/23 20:20	75-69-4	
1,2,3-Trichloropropane	ND	ug/L	5.0	1		07/14/23 20:20	96-18-4	
1,2,4-Trimethylbenzene	ND	ug/L	5.0	1		07/14/23 20:20	95-63-6	
1,3,5-Trimethylbenzene	ND	ug/L	5.0	1		07/14/23 20:20	108-67-8	
Vinyl acetate	ND	ug/L	50.0	1		07/14/23 20:20	108-05-4	
Vinyl chloride	**40.7**	ug/L	2.0	1		07/14/23 20:20	75-01-4	
Xylene (Total)	ND	ug/L	10.0	1		07/14/23 20:20	1330-20-7	
Surrogates								
Dibromofluoromethane (S)	122	%.	82-128	1		07/14/23 20:20	1868-53-7	
4-Bromofluorobenzene (S)	101	%.	79-124	1		07/14/23 20:20	460-00-4	
Toluene-d8 (S)	95	%.	73-122	1		07/14/23 20:20	2037-26-5	

This report shall not be reproduced, except in full,
without the written consent of Pace Analytical Services, LLC.

Pace Analytical Services, LLC
7726 Moller Road
Indianapolis, IN 46268
(317)228-3100

ANALYTICAL RESULTS

Project: Houghland Canning 3Q2023
Pace Project No.: 50349137

Sample: MW-12 **Lab ID: 50349137022** Collected: 07/12/23 12:30 Received: 07/12/23 14:36 Matrix: Water

Parameters	Results	Units	Report Limit	DF	Prepared	Analyzed	CAS No.	Qual
8260 MSV Indiana	Analytical Method: EPA 5030/8260							
	Pace Analytical Services - Indianapolis							
Acetone	ND	ug/L	100	1		07/14/23 21:24	67-64-1	
Acrolein	ND	ug/L	50.0	1		07/14/23 21:24	107-02-8	
Acrylonitrile	ND	ug/L	100	1		07/14/23 21:24	107-13-1	
Benzene	ND	ug/L	5.0	1		07/14/23 21:24	71-43-2	
Bromobenzene	ND	ug/L	5.0	1		07/14/23 21:24	108-86-1	
Bromochloromethane	ND	ug/L	5.0	1		07/14/23 21:24	74-97-5	
Bromodichloromethane	ND	ug/L	5.0	1		07/14/23 21:24	75-27-4	
Bromoform	ND	ug/L	5.0	1		07/14/23 21:24	75-25-2	
Bromomethane	ND	ug/L	5.0	1		07/14/23 21:24	74-83-9	
2-Butanone (MEK)	ND	ug/L	25.0	1		07/14/23 21:24	78-93-3	
n-Butylbenzene	ND	ug/L	5.0	1		07/14/23 21:24	104-51-8	
sec-Butylbenzene	ND	ug/L	5.0	1		07/14/23 21:24	135-98-8	
tert-Butylbenzene	ND	ug/L	5.0	1		07/14/23 21:24	98-06-6	
Carbon disulfide	ND	ug/L	10.0	1		07/14/23 21:24	75-15-0	
Carbon tetrachloride	ND	ug/L	5.0	1		07/14/23 21:24	56-23-5	L1
Chlorobenzene	ND	ug/L	5.0	1		07/14/23 21:24	108-90-7	
Chloroethane	ND	ug/L	5.0	1		07/14/23 21:24	75-00-3	
Chloroform	ND	ug/L	5.0	1		07/14/23 21:24	67-66-3	
Chloromethane	ND	ug/L	5.0	1		07/14/23 21:24	74-87-3	
2-Chlorotoluene	ND	ug/L	5.0	1		07/14/23 21:24	95-49-8	
4-Chlorotoluene	ND	ug/L	5.0	1		07/14/23 21:24	106-43-4	
Dibromochloromethane	ND	ug/L	5.0	1		07/14/23 21:24	124-48-1	
1,2-Dibromoethane (EDB)	ND	ug/L	5.0	1		07/14/23 21:24	106-93-4	
Dibromomethane	ND	ug/L	5.0	1		07/14/23 21:24	74-95-3	
1,2-Dichlorobenzene	ND	ug/L	5.0	1		07/14/23 21:24	95-50-1	
1,3-Dichlorobenzene	ND	ug/L	5.0	1		07/14/23 21:24	541-73-1	
1,4-Dichlorobenzene	ND	ug/L	5.0	1		07/14/23 21:24	106-46-7	
trans-1,4-Dichloro-2-butene	ND	ug/L	100	1		07/14/23 21:24	110-57-6	
Dichlorodifluoromethane	ND	ug/L	5.0	1		07/14/23 21:24	75-71-8	
1,1-Dichloroethane	ND	ug/L	5.0	1		07/14/23 21:24	75-34-3	
1,2-Dichloroethane	ND	ug/L	5.0	1		07/14/23 21:24	107-06-2	L1
1,1-Dichloroethene	ND	ug/L	5.0	1		07/14/23 21:24	75-35-4	
cis-1,2-Dichloroethene	ND	ug/L	5.0	1		07/14/23 21:24	156-59-2	
trans-1,2-Dichloroethene	ND	ug/L	5.0	1		07/14/23 21:24	156-60-5	
1,2-Dichloropropane	ND	ug/L	5.0	1		07/14/23 21:24	78-87-5	
1,3-Dichloropropane	ND	ug/L	5.0	1		07/14/23 21:24	142-28-9	
2,2-Dichloropropane	ND	ug/L	5.0	1		07/14/23 21:24	594-20-7	
1,1-Dichloropropene	ND	ug/L	5.0	1		07/14/23 21:24	563-58-6	
cis-1,3-Dichloropropene	ND	ug/L	5.0	1		07/14/23 21:24	10061-01-5	
trans-1,3-Dichloropropene	ND	ug/L	5.0	1		07/14/23 21:24	10061-02-6	
Ethylbenzene	ND	ug/L	5.0	1		07/14/23 21:24	100-41-4	
Ethyl methacrylate	ND	ug/L	100	1		07/14/23 21:24	97-63-2	
Hexachloro-1,3-butadiene	ND	ug/L	5.0	1		07/14/23 21:24	87-68-3	
n-Hexane	ND	ug/L	5.0	1		07/14/23 21:24	110-54-3	
2-Hexanone	ND	ug/L	25.0	1		07/14/23 21:24	591-78-6	
Iodomethane	ND	ug/L	10.0	1		07/14/23 21:24	74-88-4	

This report shall not be reproduced, except in full,
without the written consent of Pace Analytical Services, LLC.

Pace Analytical Services, LLC
7726 Moller Road
Indianapolis, IN 46268
(317)228-3100

ANALYTICAL RESULTS

Project: Houghland Canning 3Q2023
Pace Project No.: 50349137

Sample: MW-12 **Lab ID: 50349137022** Collected: 07/12/23 12:30 Received: 07/12/23 14:36 Matrix: Water

Parameters	Results	Units	Report Limit	DF	Prepared	Analyzed	CAS No.	Qual
8260 MSV Indiana	Analytical Method: EPA 5030/8260							
	Pace Analytical Services - Indianapolis							
Isopropylbenzene (Cumene)	ND	ug/L	5.0	1		07/14/23 21:24	98-82-8	
p-Isopropyltoluene	ND	ug/L	5.0	1		07/14/23 21:24	99-87-6	
Methylene Chloride	ND	ug/L	5.0	1		07/14/23 21:24	75-09-2	
1-Methylnaphthalene	ND	ug/L	10.0	1		07/14/23 21:24	90-12-0	
2-Methylnaphthalene	ND	ug/L	10.0	1		07/14/23 21:24	91-57-6	
4-Methyl-2-pentanone (MIBK)	ND	ug/L	25.0	1		07/14/23 21:24	108-10-1	
Methyl-tert-butyl ether	ND	ug/L	4.0	1		07/14/23 21:24	1634-04-4	
Naphthalene	ND	ug/L	1.2	1		07/14/23 21:24	91-20-3	
n-Propylbenzene	ND	ug/L	5.0	1		07/14/23 21:24	103-65-1	
Styrene	ND	ug/L	5.0	1		07/14/23 21:24	100-42-5	
1,1,1,2-Tetrachloroethane	ND	ug/L	5.0	1		07/14/23 21:24	630-20-6	
1,1,2,2-Tetrachloroethane	ND	ug/L	5.0	1		07/14/23 21:24	79-34-5	
Tetrachloroethene	ND	ug/L	5.0	1		07/14/23 21:24	127-18-4	
Toluene	ND	ug/L	5.0	1		07/14/23 21:24	108-88-3	
1,2,3-Trichlorobenzene	ND	ug/L	5.0	1		07/14/23 21:24	87-61-6	
1,2,4-Trichlorobenzene	ND	ug/L	5.0	1		07/14/23 21:24	120-82-1	
1,1,1-Trichloroethane	ND	ug/L	5.0	1		07/14/23 21:24	71-55-6	L1
1,1,2-Trichloroethane	ND	ug/L	5.0	1		07/14/23 21:24	79-00-5	
Trichloroethene	**58.8**	ug/L	5.0	1		07/14/23 21:24	79-01-6	
Trichlorofluoromethane	ND	ug/L	5.0	1		07/14/23 21:24	75-69-4	
1,2,3-Trichloropropane	ND	ug/L	5.0	1		07/14/23 21:24	96-18-4	
1,2,4-Trimethylbenzene	ND	ug/L	5.0	1		07/14/23 21:24	95-63-6	
1,3,5-Trimethylbenzene	ND	ug/L	5.0	1		07/14/23 21:24	108-67-8	
Vinyl acetate	ND	ug/L	50.0	1		07/14/23 21:24	108-05-4	
Vinyl chloride	ND	ug/L	2.0	1		07/14/23 21:24	75-01-4	
Xylene (Total)	ND	ug/L	10.0	1		07/14/23 21:24	1330-20-7	
Surrogates								
Dibromofluoromethane (S)	119	%.	82-128	1		07/14/23 21:24	1868-53-7	
4-Bromofluorobenzene (S)	99	%.	79-124	1		07/14/23 21:24	460-00-4	
Toluene-d8 (S)	97	%.	73-122	1		07/14/23 21:24	2037-26-5	

This report shall not be reproduced, except in full,
without the written consent of Pace Analytical Services, LLC.

Pace Analytical Services, LLC
7726 Moller Road
Indianapolis, IN 46268
(317)228-3100

ANALYTICAL RESULTS

Project: Houghland Canning 3Q2023
Pace Project No.: 50349137

Sample: MW-12D **Lab ID: 50349137023** Collected: 07/12/23 12:03 Received: 07/12/23 14:36 Matrix: Water

Parameters	Results	Units	Report Limit	DF	Prepared	Analyzed	CAS No.	Qual
8260 MSV Indiana	Analytical Method: EPA 5030/8260							
	Pace Analytical Services - Indianapolis							
Acetone	ND	ug/L	100	1		07/14/23 21:45	67-64-1	
Acrolein	ND	ug/L	50.0	1		07/14/23 21:45	107-02-8	
Acrylonitrile	ND	ug/L	100	1		07/14/23 21:45	107-13-1	
Benzene	ND	ug/L	5.0	1		07/14/23 21:45	71-43-2	
Bromobenzene	ND	ug/L	5.0	1		07/14/23 21:45	108-86-1	
Bromochloromethane	ND	ug/L	5.0	1		07/14/23 21:45	74-97-5	
Bromodichloromethane	ND	ug/L	5.0	1		07/14/23 21:45	75-27-4	
Bromoform	ND	ug/L	5.0	1		07/14/23 21:45	75-25-2	
Bromomethane	ND	ug/L	5.0	1		07/14/23 21:45	74-83-9	
2-Butanone (MEK)	ND	ug/L	25.0	1		07/14/23 21:45	78-93-3	
n-Butylbenzene	ND	ug/L	5.0	1		07/14/23 21:45	104-51-8	
sec-Butylbenzene	ND	ug/L	5.0	1		07/14/23 21:45	135-98-8	
tert-Butylbenzene	ND	ug/L	5.0	1		07/14/23 21:45	98-06-6	
Carbon disulfide	ND	ug/L	10.0	1		07/14/23 21:45	75-15-0	
Carbon tetrachloride	ND	ug/L	5.0	1		07/14/23 21:45	56-23-5	L1
Chlorobenzene	ND	ug/L	5.0	1		07/14/23 21:45	108-90-7	
Chloroethane	ND	ug/L	5.0	1		07/14/23 21:45	75-00-3	
Chloroform	ND	ug/L	5.0	1		07/14/23 21:45	67-66-3	
Chloromethane	ND	ug/L	5.0	1		07/14/23 21:45	74-87-3	
2-Chlorotoluene	ND	ug/L	5.0	1		07/14/23 21:45	95-49-8	
4-Chlorotoluene	ND	ug/L	5.0	1		07/14/23 21:45	106-43-4	
Dibromochloromethane	ND	ug/L	5.0	1		07/14/23 21:45	124-48-1	
1,2-Dibromoethane (EDB)	ND	ug/L	5.0	1		07/14/23 21:45	106-93-4	
Dibromomethane	ND	ug/L	5.0	1		07/14/23 21:45	74-95-3	
1,2-Dichlorobenzene	ND	ug/L	5.0	1		07/14/23 21:45	95-50-1	
1,3-Dichlorobenzene	ND	ug/L	5.0	1		07/14/23 21:45	541-73-1	
1,4-Dichlorobenzene	ND	ug/L	5.0	1		07/14/23 21:45	106-46-7	
trans-1,4-Dichloro-2-butene	ND	ug/L	100	1		07/14/23 21:45	110-57-6	
Dichlorodifluoromethane	ND	ug/L	5.0	1		07/14/23 21:45	75-71-8	
1,1-Dichloroethane	ND	ug/L	5.0	1		07/14/23 21:45	75-34-3	
1,2-Dichloroethane	ND	ug/L	5.0	1		07/14/23 21:45	107-06-2	L1
1,1-Dichloroethene	ND	ug/L	5.0	1		07/14/23 21:45	75-35-4	
cis-1,2-Dichloroethene	ND	ug/L	5.0	1		07/14/23 21:45	156-59-2	
trans-1,2-Dichloroethene	ND	ug/L	5.0	1		07/14/23 21:45	156-60-5	
1,2-Dichloropropane	ND	ug/L	5.0	1		07/14/23 21:45	78-87-5	
1,3-Dichloropropane	ND	ug/L	5.0	1		07/14/23 21:45	142-28-9	
2,2-Dichloropropane	ND	ug/L	5.0	1		07/14/23 21:45	594-20-7	
1,1-Dichloropropene	ND	ug/L	5.0	1		07/14/23 21:45	563-58-6	
cis-1,3-Dichloropropene	ND	ug/L	5.0	1		07/14/23 21:45	10061-01-5	
trans-1,3-Dichloropropene	ND	ug/L	5.0	1		07/14/23 21:45	10061-02-6	
Ethylbenzene	ND	ug/L	5.0	1		07/14/23 21:45	100-41-4	
Ethyl methacrylate	ND	ug/L	100	1		07/14/23 21:45	97-63-2	
Hexachloro-1,3-butadiene	ND	ug/L	5.0	1		07/14/23 21:45	87-68-3	
n-Hexane	ND	ug/L	5.0	1		07/14/23 21:45	110-54-3	
2-Hexanone	ND	ug/L	25.0	1		07/14/23 21:45	591-78-6	
Iodomethane	ND	ug/L	10.0	1		07/14/23 21:45	74-88-4	

This report shall not be reproduced, except in full,
without the written consent of Pace Analytical Services, LLC.

Pace Analytical Services, LLC
7726 Moller Road
Indianapolis, IN 46268
(317)228-3100

ANALYTICAL RESULTS

Project: Houghland Canning 3Q2023
Pace Project No.: 50349137

Sample: MW-12D **Lab ID: 50349137023** Collected: 07/12/23 12:03 Received: 07/12/23 14:36 Matrix: Water

Parameters	Results	Units	Report Limit	DF	Prepared	Analyzed	CAS No.	Qual
8260 MSV Indiana	Analytical Method: EPA 5030/8260							
	Pace Analytical Services - Indianapolis							
Isopropylbenzene (Cumene)	ND	ug/L	5.0	1		07/14/23 21:45	98-82-8	
p-Isopropyltoluene	ND	ug/L	5.0	1		07/14/23 21:45	99-87-6	
Methylene Chloride	ND	ug/L	5.0	1		07/14/23 21:45	75-09-2	
1-Methylnaphthalene	ND	ug/L	10.0	1		07/14/23 21:45	90-12-0	
2-Methylnaphthalene	ND	ug/L	10.0	1		07/14/23 21:45	91-57-6	
4-Methyl-2-pentanone (MIBK)	ND	ug/L	25.0	1		07/14/23 21:45	108-10-1	
Methyl-tert-butyl ether	ND	ug/L	4.0	1		07/14/23 21:45	1634-04-4	
Naphthalene	ND	ug/L	1.2	1		07/14/23 21:45	91-20-3	
n-Propylbenzene	ND	ug/L	5.0	1		07/14/23 21:45	103-65-1	
Styrene	ND	ug/L	5.0	1		07/14/23 21:45	100-42-5	
1,1,1,2-Tetrachloroethane	ND	ug/L	5.0	1		07/14/23 21:45	630-20-6	
1,1,2,2-Tetrachloroethane	ND	ug/L	5.0	1		07/14/23 21:45	79-34-5	
Tetrachloroethene	ND	ug/L	5.0	1		07/14/23 21:45	127-18-4	
Toluene	ND	ug/L	5.0	1		07/14/23 21:45	108-88-3	
1,2,3-Trichlorobenzene	ND	ug/L	5.0	1		07/14/23 21:45	87-61-6	
1,2,4-Trichlorobenzene	ND	ug/L	5.0	1		07/14/23 21:45	120-82-1	
1,1,1-Trichloroethane	ND	ug/L	5.0	1		07/14/23 21:45	71-55-6	L1
1,1,2-Trichloroethane	ND	ug/L	5.0	1		07/14/23 21:45	79-00-5	
Trichloroethene	ND	ug/L	5.0	1		07/14/23 21:45	79-01-6	
Trichlorofluoromethane	ND	ug/L	5.0	1		07/14/23 21:45	75-69-4	
1,2,3-Trichloropropane	ND	ug/L	5.0	1		07/14/23 21:45	96-18-4	
1,2,4-Trimethylbenzene	ND	ug/L	5.0	1		07/14/23 21:45	95-63-6	
1,3,5-Trimethylbenzene	ND	ug/L	5.0	1		07/14/23 21:45	108-67-8	
Vinyl acetate	ND	ug/L	50.0	1		07/14/23 21:45	108-05-4	
Vinyl chloride	ND	ug/L	2.0	1		07/14/23 21:45	75-01-4	
Xylene (Total)	ND	ug/L	10.0	1		07/14/23 21:45	1330-20-7	
Surrogates								
Dibromofluoromethane (S)	118	%.	82-128	1		07/14/23 21:45	1868-53-7	
4-Bromofluorobenzene (S)	99	%.	79-124	1		07/14/23 21:45	460-00-4	
Toluene-d8 (S)	97	%.	73-122	1		07/14/23 21:45	2037-26-5	

This report shall not be reproduced, except in full,
without the written consent of Pace Analytical Services, LLC.

Pace Analytical Services, LLC
7726 Moller Road
Indianapolis, IN 46268
(317)228-3100

ANALYTICAL RESULTS

Project: Houghland Canning 3Q2023
Pace Project No.: 50349137

Sample: MW-14 **Lab ID: 50349137024** Collected: 07/12/23 08:23 Received: 07/12/23 14:36 Matrix: Water

Parameters	Results	Units	Report Limit	DF	Prepared	Analyzed	CAS No.	Qual
8260 MSV Indiana	Analytical Method: EPA 5030/8260							
	Pace Analytical Services - Indianapolis							
Acetone	ND	ug/L	100	1		07/14/23 22:06	67-64-1	
Acrolein	ND	ug/L	50.0	1		07/14/23 22:06	107-02-8	
Acrylonitrile	ND	ug/L	100	1		07/14/23 22:06	107-13-1	
Benzene	ND	ug/L	5.0	1		07/14/23 22:06	71-43-2	
Bromobenzene	ND	ug/L	5.0	1		07/14/23 22:06	108-86-1	
Bromochloromethane	ND	ug/L	5.0	1		07/14/23 22:06	74-97-5	
Bromodichloromethane	ND	ug/L	5.0	1		07/14/23 22:06	75-27-4	
Bromoform	ND	ug/L	5.0	1		07/14/23 22:06	75-25-2	
Bromomethane	ND	ug/L	5.0	1		07/14/23 22:06	74-83-9	
2-Butanone (MEK)	ND	ug/L	25.0	1		07/14/23 22:06	78-93-3	
n-Butylbenzene	ND	ug/L	5.0	1		07/14/23 22:06	104-51-8	
sec-Butylbenzene	ND	ug/L	5.0	1		07/14/23 22:06	135-98-8	
tert-Butylbenzene	ND	ug/L	5.0	1		07/14/23 22:06	98-06-6	
Carbon disulfide	ND	ug/L	10.0	1		07/14/23 22:06	75-15-0	
Carbon tetrachloride	ND	ug/L	5.0	1		07/14/23 22:06	56-23-5	L1
Chlorobenzene	ND	ug/L	5.0	1		07/14/23 22:06	108-90-7	
Chloroethane	ND	ug/L	5.0	1		07/14/23 22:06	75-00-3	
Chloroform	ND	ug/L	5.0	1		07/14/23 22:06	67-66-3	
Chloromethane	ND	ug/L	5.0	1		07/14/23 22:06	74-87-3	
2-Chlorotoluene	ND	ug/L	5.0	1		07/14/23 22:06	95-49-8	
4-Chlorotoluene	ND	ug/L	5.0	1		07/14/23 22:06	106-43-4	
Dibromochloromethane	ND	ug/L	5.0	1		07/14/23 22:06	124-48-1	
1,2-Dibromoethane (EDB)	ND	ug/L	5.0	1		07/14/23 22:06	106-93-4	
Dibromomethane	ND	ug/L	5.0	1		07/14/23 22:06	74-95-3	
1,2-Dichlorobenzene	ND	ug/L	5.0	1		07/14/23 22:06	95-50-1	
1,3-Dichlorobenzene	ND	ug/L	5.0	1		07/14/23 22:06	541-73-1	
1,4-Dichlorobenzene	ND	ug/L	5.0	1		07/14/23 22:06	106-46-7	
trans-1,4-Dichloro-2-butene	ND	ug/L	100	1		07/14/23 22:06	110-57-6	
Dichlorodifluoromethane	ND	ug/L	5.0	1		07/14/23 22:06	75-71-8	
1,1-Dichloroethane	ND	ug/L	5.0	1		07/14/23 22:06	75-34-3	
1,2-Dichloroethane	ND	ug/L	5.0	1		07/14/23 22:06	107-06-2	L1
1,1-Dichloroethene	ND	ug/L	5.0	1		07/14/23 22:06	75-35-4	
cis-1,2-Dichloroethene	ND	ug/L	5.0	1		07/14/23 22:06	156-59-2	
trans-1,2-Dichloroethene	ND	ug/L	5.0	1		07/14/23 22:06	156-60-5	
1,2-Dichloropropane	ND	ug/L	5.0	1		07/14/23 22:06	78-87-5	
1,3-Dichloropropane	ND	ug/L	5.0	1		07/14/23 22:06	142-28-9	
2,2-Dichloropropane	ND	ug/L	5.0	1		07/14/23 22:06	594-20-7	
1,1-Dichloropropene	ND	ug/L	5.0	1		07/14/23 22:06	563-58-6	
cis-1,3-Dichloropropene	ND	ug/L	5.0	1		07/14/23 22:06	10061-01-5	
trans-1,3-Dichloropropene	ND	ug/L	5.0	1		07/14/23 22:06	10061-02-6	
Ethylbenzene	ND	ug/L	5.0	1		07/14/23 22:06	100-41-4	
Ethyl methacrylate	ND	ug/L	100	1		07/14/23 22:06	97-63-2	
Hexachloro-1,3-butadiene	ND	ug/L	5.0	1		07/14/23 22:06	87-68-3	
n-Hexane	ND	ug/L	5.0	1		07/14/23 22:06	110-54-3	
2-Hexanone	ND	ug/L	25.0	1		07/14/23 22:06	591-78-6	
Iodomethane	ND	ug/L	10.0	1		07/14/23 22:06	74-88-4	

This report shall not be reproduced, except in full,
without the written consent of Pace Analytical Services, LLC.

Pace Analytical Services, LLC
7726 Moller Road
Indianapolis, IN 46268
(317)228-3100

ANALYTICAL RESULTS

Project: Houghland Canning 3Q2023
Pace Project No.: 50349137

Sample: MW-14 **Lab ID: 50349137024** Collected: 07/12/23 08:23 Received: 07/12/23 14:36 Matrix: Water

Parameters	Results	Units	Report Limit	DF	Prepared	Analyzed	CAS No.	Qual
8260 MSV Indiana	Analytical Method: EPA 5030/8260							
	Pace Analytical Services - Indianapolis							
Isopropylbenzene (Cumene)	ND	ug/L	5.0	1		07/14/23 22:06	98-82-8	
p-Isopropyltoluene	ND	ug/L	5.0	1		07/14/23 22:06	99-87-6	
Methylene Chloride	ND	ug/L	5.0	1		07/14/23 22:06	75-09-2	
1-Methylnaphthalene	ND	ug/L	10.0	1		07/14/23 22:06	90-12-0	
2-Methylnaphthalene	ND	ug/L	10.0	1		07/14/23 22:06	91-57-6	
4-Methyl-2-pentanone (MIBK)	ND	ug/L	25.0	1		07/14/23 22:06	108-10-1	
Methyl-tert-butyl ether	ND	ug/L	4.0	1		07/14/23 22:06	1634-04-4	
Naphthalene	ND	ug/L	1.2	1		07/14/23 22:06	91-20-3	
n-Propylbenzene	ND	ug/L	5.0	1		07/14/23 22:06	103-65-1	
Styrene	ND	ug/L	5.0	1		07/14/23 22:06	100-42-5	
1,1,1,2-Tetrachloroethane	ND	ug/L	5.0	1		07/14/23 22:06	630-20-6	
1,1,2,2-Tetrachloroethane	ND	ug/L	5.0	1		07/14/23 22:06	79-34-5	
Tetrachloroethene	ND	ug/L	5.0	1		07/14/23 22:06	127-18-4	
Toluene	ND	ug/L	5.0	1		07/14/23 22:06	108-88-3	
1,2,3-Trichlorobenzene	ND	ug/L	5.0	1		07/14/23 22:06	87-61-6	
1,2,4-Trichlorobenzene	ND	ug/L	5.0	1		07/14/23 22:06	120-82-1	
1,1,1-Trichloroethane	ND	ug/L	5.0	1		07/14/23 22:06	71-55-6	L1
1,1,2-Trichloroethane	ND	ug/L	5.0	1		07/14/23 22:06	79-00-5	
Trichloroethene	ND	ug/L	5.0	1		07/14/23 22:06	79-01-6	
Trichlorofluoromethane	ND	ug/L	5.0	1		07/14/23 22:06	75-69-4	
1,2,3-Trichloropropane	ND	ug/L	5.0	1		07/14/23 22:06	96-18-4	
1,2,4-Trimethylbenzene	ND	ug/L	5.0	1		07/14/23 22:06	95-63-6	
1,3,5-Trimethylbenzene	ND	ug/L	5.0	1		07/14/23 22:06	108-67-8	
Vinyl acetate	ND	ug/L	50.0	1		07/14/23 22:06	108-05-4	
Vinyl chloride	ND	ug/L	2.0	1		07/14/23 22:06	75-01-4	
Xylene (Total)	ND	ug/L	10.0	1		07/14/23 22:06	1330-20-7	
Surrogates								
Dibromofluoromethane (S)	117	%.	82-128	1		07/14/23 22:06	1868-53-7	
4-Bromofluorobenzene (S)	100	%.	79-124	1		07/14/23 22:06	460-00-4	
Toluene-d8 (S)	94	%.	73-122	1		07/14/23 22:06	2037-26-5	

This report shall not be reproduced, except in full,
without the written consent of Pace Analytical Services, LLC.

Pace Analytical Services, LLC
7726 Moller Road
Indianapolis, IN 46268
(317)228-3100

ANALYTICAL RESULTS

Project: Houghland Canning 3Q2023
Pace Project No.: 50349137

Sample: MW-14D **Lab ID: 50349137025** Collected: 07/12/23 07:52 Received: 07/12/23 14:36 Matrix: Water

Parameters	Results	Units	Report Limit	DF	Prepared	Analyzed	CAS No.	Qual
8260 MSV Indiana	Analytical Method: EPA 5030/8260							
	Pace Analytical Services - Indianapolis							
Acetone	ND	ug/L	100	1		07/14/23 22:27	67-64-1	
Acrolein	ND	ug/L	50.0	1		07/14/23 22:27	107-02-8	
Acrylonitrile	ND	ug/L	100	1		07/14/23 22:27	107-13-1	
Benzene	ND	ug/L	5.0	1		07/14/23 22:27	71-43-2	
Bromobenzene	ND	ug/L	5.0	1		07/14/23 22:27	108-86-1	
Bromochloromethane	ND	ug/L	5.0	1		07/14/23 22:27	74-97-5	
Bromodichloromethane	ND	ug/L	5.0	1		07/14/23 22:27	75-27-4	
Bromoform	ND	ug/L	5.0	1		07/14/23 22:27	75-25-2	
Bromomethane	ND	ug/L	5.0	1		07/14/23 22:27	74-83-9	
2-Butanone (MEK)	ND	ug/L	25.0	1		07/14/23 22:27	78-93-3	
n-Butylbenzene	ND	ug/L	5.0	1		07/14/23 22:27	104-51-8	
sec-Butylbenzene	ND	ug/L	5.0	1		07/14/23 22:27	135-98-8	
tert-Butylbenzene	ND	ug/L	5.0	1		07/14/23 22:27	98-06-6	
Carbon disulfide	ND	ug/L	10.0	1		07/14/23 22:27	75-15-0	
Carbon tetrachloride	ND	ug/L	5.0	1		07/14/23 22:27	56-23-5	L1
Chlorobenzene	ND	ug/L	5.0	1		07/14/23 22:27	108-90-7	
Chloroethane	ND	ug/L	5.0	1		07/14/23 22:27	75-00-3	
Chloroform	ND	ug/L	5.0	1		07/14/23 22:27	67-66-3	
Chloromethane	ND	ug/L	5.0	1		07/14/23 22:27	74-87-3	
2-Chlorotoluene	ND	ug/L	5.0	1		07/14/23 22:27	95-49-8	
4-Chlorotoluene	ND	ug/L	5.0	1		07/14/23 22:27	106-43-4	
Dibromochloromethane	ND	ug/L	5.0	1		07/14/23 22:27	124-48-1	
1,2-Dibromoethane (EDB)	ND	ug/L	5.0	1		07/14/23 22:27	106-93-4	
Dibromomethane	ND	ug/L	5.0	1		07/14/23 22:27	74-95-3	
1,2-Dichlorobenzene	ND	ug/L	5.0	1		07/14/23 22:27	95-50-1	
1,3-Dichlorobenzene	ND	ug/L	5.0	1		07/14/23 22:27	541-73-1	
1,4-Dichlorobenzene	ND	ug/L	5.0	1		07/14/23 22:27	106-46-7	
trans-1,4-Dichloro-2-butene	ND	ug/L	100	1		07/14/23 22:27	110-57-6	
Dichlorodifluoromethane	ND	ug/L	5.0	1		07/14/23 22:27	75-71-8	
1,1-Dichloroethane	ND	ug/L	5.0	1		07/14/23 22:27	75-34-3	
1,2-Dichloroethane	ND	ug/L	5.0	1		07/14/23 22:27	107-06-2	L1
1,1-Dichloroethene	ND	ug/L	5.0	1		07/14/23 22:27	75-35-4	
cis-1,2-Dichloroethene	**52.1**	ug/L	5.0	1		07/14/23 22:27	156-59-2	
trans-1,2-Dichloroethene	ND	ug/L	5.0	1		07/14/23 22:27	156-60-5	
1,2-Dichloropropane	ND	ug/L	5.0	1		07/14/23 22:27	78-87-5	
1,3-Dichloropropane	ND	ug/L	5.0	1		07/14/23 22:27	142-28-9	
2,2-Dichloropropane	ND	ug/L	5.0	1		07/14/23 22:27	594-20-7	
1,1-Dichloropropene	ND	ug/L	5.0	1		07/14/23 22:27	563-58-6	
cis-1,3-Dichloropropene	ND	ug/L	5.0	1		07/14/23 22:27	10061-01-5	
trans-1,3-Dichloropropene	ND	ug/L	5.0	1		07/14/23 22:27	10061-02-6	
Ethylbenzene	ND	ug/L	5.0	1		07/14/23 22:27	100-41-4	
Ethyl methacrylate	ND	ug/L	100	1		07/14/23 22:27	97-63-2	
Hexachloro-1,3-butadiene	ND	ug/L	5.0	1		07/14/23 22:27	87-68-3	
n-Hexane	ND	ug/L	5.0	1		07/14/23 22:27	110-54-3	
2-Hexanone	ND	ug/L	25.0	1		07/14/23 22:27	591-78-6	
Iodomethane	ND	ug/L	10.0	1		07/14/23 22:27	74-88-4	

This report shall not be reproduced, except in full,
without the written consent of Pace Analytical Services, LLC.

Pace Analytical Services, LLC
7726 Moller Road
Indianapolis, IN 46268
(317)228-3100

ANALYTICAL RESULTS

Project: Houghland Canning 3Q2023
Pace Project No.: 50349137

Sample: MW-14D **Lab ID: 50349137025** Collected: 07/12/23 07:52 Received: 07/12/23 14:36 Matrix: Water

Parameters	Results	Units	Report Limit	DF	Prepared	Analyzed	CAS No.	Qual
8260 MSV Indiana	Analytical Method: EPA 5030/8260							
	Pace Analytical Services - Indianapolis							
Isopropylbenzene (Cumene)	ND	ug/L	5.0	1		07/14/23 22:27	98-82-8	
p-Isopropyltoluene	ND	ug/L	5.0	1		07/14/23 22:27	99-87-6	
Methylene Chloride	ND	ug/L	5.0	1		07/14/23 22:27	75-09-2	
1-Methylnaphthalene	ND	ug/L	10.0	1		07/14/23 22:27	90-12-0	
2-Methylnaphthalene	ND	ug/L	10.0	1		07/14/23 22:27	91-57-6	
4-Methyl-2-pentanone (MIBK)	ND	ug/L	25.0	1		07/14/23 22:27	108-10-1	
Methyl-tert-butyl ether	ND	ug/L	4.0	1		07/14/23 22:27	1634-04-4	
Naphthalene	ND	ug/L	1.2	1		07/14/23 22:27	91-20-3	
n-Propylbenzene	ND	ug/L	5.0	1		07/14/23 22:27	103-65-1	
Styrene	ND	ug/L	5.0	1		07/14/23 22:27	100-42-5	
1,1,1,2-Tetrachloroethane	ND	ug/L	5.0	1		07/14/23 22:27	630-20-6	
1,1,2,2-Tetrachloroethane	ND	ug/L	5.0	1		07/14/23 22:27	79-34-5	
Tetrachloroethene	ND	ug/L	5.0	1		07/14/23 22:27	127-18-4	
Toluene	ND	ug/L	5.0	1		07/14/23 22:27	108-88-3	
1,2,3-Trichlorobenzene	ND	ug/L	5.0	1		07/14/23 22:27	87-61-6	
1,2,4-Trichlorobenzene	ND	ug/L	5.0	1		07/14/23 22:27	120-82-1	
1,1,1-Trichloroethane	ND	ug/L	5.0	1		07/14/23 22:27	71-55-6	L1
1,1,2-Trichloroethane	ND	ug/L	5.0	1		07/14/23 22:27	79-00-5	
Trichloroethene	**296**	ug/L	50.0	10		07/17/23 11:03	79-01-6	
Trichlorofluoromethane	ND	ug/L	5.0	1		07/14/23 22:27	75-69-4	
1,2,3-Trichloropropane	ND	ug/L	5.0	1		07/14/23 22:27	96-18-4	
1,2,4-Trimethylbenzene	ND	ug/L	5.0	1		07/14/23 22:27	95-63-6	
1,3,5-Trimethylbenzene	ND	ug/L	5.0	1		07/14/23 22:27	108-67-8	
Vinyl acetate	ND	ug/L	50.0	1		07/14/23 22:27	108-05-4	
Vinyl chloride	**3.7**	ug/L	2.0	1		07/14/23 22:27	75-01-4	
Xylene (Total)	ND	ug/L	10.0	1		07/14/23 22:27	1330-20-7	
Surrogates								
Dibromofluoromethane (S)	116	%.	82-128	1		07/14/23 22:27	1868-53-7	
4-Bromofluorobenzene (S)	100	%.	79-124	1		07/14/23 22:27	460-00-4	
Toluene-d8 (S)	95	%.	73-122	1		07/14/23 22:27	2037-26-5	

This report shall not be reproduced, except in full,
without the written consent of Pace Analytical Services, LLC.

Pace Analytical Services, LLC
7726 Moller Road
Indianapolis, IN 46268
(317)228-3100

ANALYTICAL RESULTS

Project: Houghland Canning 3Q2023
Pace Project No.: 50349137

Sample: MW-15 **Lab ID: 50349137026** Collected: 07/12/23 09:10 Received: 07/12/23 14:36 Matrix: Water

Parameters	Results	Units	Report Limit	DF	Prepared	Analyzed	CAS No.	Qual
8260 MSV Indiana	Analytical Method: EPA 5030/8260							
	Pace Analytical Services - Indianapolis							
Acetone	ND	ug/L	100	1		07/14/23 22:49	67-64-1	
Acrolein	ND	ug/L	50.0	1		07/14/23 22:49	107-02-8	
Acrylonitrile	ND	ug/L	100	1		07/14/23 22:49	107-13-1	
Benzene	ND	ug/L	5.0	1		07/14/23 22:49	71-43-2	
Bromobenzene	ND	ug/L	5.0	1		07/14/23 22:49	108-86-1	
Bromochloromethane	ND	ug/L	5.0	1		07/14/23 22:49	74-97-5	
Bromodichloromethane	ND	ug/L	5.0	1		07/14/23 22:49	75-27-4	
Bromoform	ND	ug/L	5.0	1		07/14/23 22:49	75-25-2	
Bromomethane	ND	ug/L	5.0	1		07/14/23 22:49	74-83-9	
2-Butanone (MEK)	ND	ug/L	25.0	1		07/14/23 22:49	78-93-3	
n-Butylbenzene	ND	ug/L	5.0	1		07/14/23 22:49	104-51-8	
sec-Butylbenzene	ND	ug/L	5.0	1		07/14/23 22:49	135-98-8	
tert-Butylbenzene	ND	ug/L	5.0	1		07/14/23 22:49	98-06-6	
Carbon disulfide	ND	ug/L	10.0	1		07/14/23 22:49	75-15-0	
Carbon tetrachloride	ND	ug/L	5.0	1		07/14/23 22:49	56-23-5	L1
Chlorobenzene	ND	ug/L	5.0	1		07/14/23 22:49	108-90-7	
Chloroethane	ND	ug/L	5.0	1		07/14/23 22:49	75-00-3	
Chloroform	ND	ug/L	5.0	1		07/14/23 22:49	67-66-3	
Chloromethane	ND	ug/L	5.0	1		07/14/23 22:49	74-87-3	
2-Chlorotoluene	ND	ug/L	5.0	1		07/14/23 22:49	95-49-8	
4-Chlorotoluene	ND	ug/L	5.0	1		07/14/23 22:49	106-43-4	
Dibromochloromethane	ND	ug/L	5.0	1		07/14/23 22:49	124-48-1	
1,2-Dibromoethane (EDB)	ND	ug/L	5.0	1		07/14/23 22:49	106-93-4	
Dibromomethane	ND	ug/L	5.0	1		07/14/23 22:49	74-95-3	
1,2-Dichlorobenzene	ND	ug/L	5.0	1		07/14/23 22:49	95-50-1	
1,3-Dichlorobenzene	ND	ug/L	5.0	1		07/14/23 22:49	541-73-1	
1,4-Dichlorobenzene	ND	ug/L	5.0	1		07/14/23 22:49	106-46-7	
trans-1,4-Dichloro-2-butene	ND	ug/L	100	1		07/14/23 22:49	110-57-6	
Dichlorodifluoromethane	ND	ug/L	5.0	1		07/14/23 22:49	75-71-8	
1,1-Dichloroethane	ND	ug/L	5.0	1		07/14/23 22:49	75-34-3	
1,2-Dichloroethane	ND	ug/L	5.0	1		07/14/23 22:49	107-06-2	L1
1,1-Dichloroethene	ND	ug/L	5.0	1		07/14/23 22:49	75-35-4	
cis-1,2-Dichloroethene	ND	ug/L	5.0	1		07/14/23 22:49	156-59-2	
trans-1,2-Dichloroethene	ND	ug/L	5.0	1		07/14/23 22:49	156-60-5	
1,2-Dichloropropane	ND	ug/L	5.0	1		07/14/23 22:49	78-87-5	
1,3-Dichloropropane	ND	ug/L	5.0	1		07/14/23 22:49	142-28-9	
2,2-Dichloropropane	ND	ug/L	5.0	1		07/14/23 22:49	594-20-7	
1,1-Dichloropropene	ND	ug/L	5.0	1		07/14/23 22:49	563-58-6	
cis-1,3-Dichloropropene	ND	ug/L	5.0	1		07/14/23 22:49	10061-01-5	
trans-1,3-Dichloropropene	ND	ug/L	5.0	1		07/14/23 22:49	10061-02-6	
Ethylbenzene	ND	ug/L	5.0	1		07/14/23 22:49	100-41-4	
Ethyl methacrylate	ND	ug/L	100	1		07/14/23 22:49	97-63-2	
Hexachloro-1,3-butadiene	ND	ug/L	5.0	1		07/14/23 22:49	87-68-3	
n-Hexane	ND	ug/L	5.0	1		07/14/23 22:49	110-54-3	
2-Hexanone	ND	ug/L	25.0	1		07/14/23 22:49	591-78-6	
Iodomethane	ND	ug/L	10.0	1		07/14/23 22:49	74-88-4	

This report shall not be reproduced, except in full,
without the written consent of Pace Analytical Services, LLC.

Pace Analytical Services, LLC
7726 Moller Road
Indianapolis, IN 46268
(317)228-3100

ANALYTICAL RESULTS

Project: Houghland Canning 3Q2023
Pace Project No.: 50349137

Sample: MW-15 **Lab ID: 50349137026** Collected: 07/12/23 09:10 Received: 07/12/23 14:36 Matrix: Water

Parameters	Results	Units	Report Limit	DF	Prepared	Analyzed	CAS No.	Qual
8260 MSV Indiana	Analytical Method: EPA 5030/8260							
	Pace Analytical Services - Indianapolis							
Isopropylbenzene (Cumene)	ND	ug/L	5.0	1		07/14/23 22:49	98-82-8	
p-Isopropyltoluene	ND	ug/L	5.0	1		07/14/23 22:49	99-87-6	
Methylene Chloride	ND	ug/L	5.0	1		07/14/23 22:49	75-09-2	
1-Methylnaphthalene	ND	ug/L	10.0	1		07/14/23 22:49	90-12-0	
2-Methylnaphthalene	ND	ug/L	10.0	1		07/14/23 22:49	91-57-6	
4-Methyl-2-pentanone (MIBK)	ND	ug/L	25.0	1		07/14/23 22:49	108-10-1	
Methyl-tert-butyl ether	ND	ug/L	4.0	1		07/14/23 22:49	1634-04-4	
Naphthalene	ND	ug/L	1.2	1		07/14/23 22:49	91-20-3	
n-Propylbenzene	ND	ug/L	5.0	1		07/14/23 22:49	103-65-1	
Styrene	ND	ug/L	5.0	1		07/14/23 22:49	100-42-5	
1,1,1,2-Tetrachloroethane	ND	ug/L	5.0	1		07/14/23 22:49	630-20-6	
1,1,2,2-Tetrachloroethane	ND	ug/L	5.0	1		07/14/23 22:49	79-34-5	
Tetrachloroethene	ND	ug/L	5.0	1		07/14/23 22:49	127-18-4	
Toluene	ND	ug/L	5.0	1		07/14/23 22:49	108-88-3	
1,2,3-Trichlorobenzene	ND	ug/L	5.0	1		07/14/23 22:49	87-61-6	
1,2,4-Trichlorobenzene	ND	ug/L	5.0	1		07/14/23 22:49	120-82-1	
1,1,1-Trichloroethane	ND	ug/L	5.0	1		07/14/23 22:49	71-55-6	L1
1,1,2-Trichloroethane	ND	ug/L	5.0	1		07/14/23 22:49	79-00-5	
Trichloroethene	**40.9**	ug/L	5.0	1		07/14/23 22:49	79-01-6	
Trichlorofluoromethane	ND	ug/L	5.0	1		07/14/23 22:49	75-69-4	
1,2,3-Trichloropropane	ND	ug/L	5.0	1		07/14/23 22:49	96-18-4	
1,2,4-Trimethylbenzene	ND	ug/L	5.0	1		07/14/23 22:49	95-63-6	
1,3,5-Trimethylbenzene	ND	ug/L	5.0	1		07/14/23 22:49	108-67-8	
Vinyl acetate	ND	ug/L	50.0	1		07/14/23 22:49	108-05-4	
Vinyl chloride	ND	ug/L	2.0	1		07/14/23 22:49	75-01-4	
Xylene (Total)	ND	ug/L	10.0	1		07/14/23 22:49	1330-20-7	
Surrogates								
Dibromofluoromethane (S)	117	%.	82-128	1		07/14/23 22:49	1868-53-7	
4-Bromofluorobenzene (S)	98	%.	79-124	1		07/14/23 22:49	460-00-4	
Toluene-d8 (S)	96	%.	73-122	1		07/14/23 22:49	2037-26-5	

This report shall not be reproduced, except in full,
without the written consent of Pace Analytical Services, LLC.

Pace Analytical Services, LLC
7726 Moller Road
Indianapolis, IN 46268
(317)228-3100

ANALYTICAL RESULTS

Project: Houghland Canning 3Q2023
Pace Project No.: 50349137

Sample: MW-15D **Lab ID: 50349137027** Collected: 07/12/23 09:43 Received: 07/12/23 14:36 Matrix: Water

Parameters	Results	Units	Report Limit	DF	Prepared	Analyzed	CAS No.	Qual
8260 MSV Indiana	Analytical Method: EPA 5030/8260							
	Pace Analytical Services - Indianapolis							
Acetone	ND	ug/L	100	1		07/14/23 23:10	67-64-1	
Acrolein	ND	ug/L	50.0	1		07/14/23 23:10	107-02-8	
Acrylonitrile	ND	ug/L	100	1		07/14/23 23:10	107-13-1	
Benzene	ND	ug/L	5.0	1		07/14/23 23:10	71-43-2	
Bromobenzene	ND	ug/L	5.0	1		07/14/23 23:10	108-86-1	
Bromochloromethane	ND	ug/L	5.0	1		07/14/23 23:10	74-97-5	
Bromodichloromethane	ND	ug/L	5.0	1		07/14/23 23:10	75-27-4	
Bromoform	ND	ug/L	5.0	1		07/14/23 23:10	75-25-2	
Bromomethane	ND	ug/L	5.0	1		07/14/23 23:10	74-83-9	
2-Butanone (MEK)	ND	ug/L	25.0	1		07/14/23 23:10	78-93-3	
n-Butylbenzene	ND	ug/L	5.0	1		07/14/23 23:10	104-51-8	
sec-Butylbenzene	ND	ug/L	5.0	1		07/14/23 23:10	135-98-8	
tert-Butylbenzene	ND	ug/L	5.0	1		07/14/23 23:10	98-06-6	
Carbon disulfide	ND	ug/L	10.0	1		07/14/23 23:10	75-15-0	
Carbon tetrachloride	ND	ug/L	5.0	1		07/14/23 23:10	56-23-5	L1
Chlorobenzene	ND	ug/L	5.0	1		07/14/23 23:10	108-90-7	
Chloroethane	ND	ug/L	5.0	1		07/14/23 23:10	75-00-3	
Chloroform	ND	ug/L	5.0	1		07/14/23 23:10	67-66-3	
Chloromethane	ND	ug/L	5.0	1		07/14/23 23:10	74-87-3	
2-Chlorotoluene	ND	ug/L	5.0	1		07/14/23 23:10	95-49-8	
4-Chlorotoluene	ND	ug/L	5.0	1		07/14/23 23:10	106-43-4	
Dibromochloromethane	ND	ug/L	5.0	1		07/14/23 23:10	124-48-1	
1,2-Dibromoethane (EDB)	ND	ug/L	5.0	1		07/14/23 23:10	106-93-4	
Dibromomethane	ND	ug/L	5.0	1		07/14/23 23:10	74-95-3	
1,2-Dichlorobenzene	ND	ug/L	5.0	1		07/14/23 23:10	95-50-1	
1,3-Dichlorobenzene	ND	ug/L	5.0	1		07/14/23 23:10	541-73-1	
1,4-Dichlorobenzene	ND	ug/L	5.0	1		07/14/23 23:10	106-46-7	
trans-1,4-Dichloro-2-butene	ND	ug/L	100	1		07/14/23 23:10	110-57-6	
Dichlorodifluoromethane	ND	ug/L	5.0	1		07/14/23 23:10	75-71-8	
1,1-Dichloroethane	ND	ug/L	5.0	1		07/14/23 23:10	75-34-3	
1,2-Dichloroethane	ND	ug/L	5.0	1		07/14/23 23:10	107-06-2	L1
1,1-Dichloroethene	ND	ug/L	5.0	1		07/14/23 23:10	75-35-4	
cis-1,2-Dichloroethene	**135**	ug/L	5.0	1		07/14/23 23:10	156-59-2	
trans-1,2-Dichloroethene	ND	ug/L	5.0	1		07/14/23 23:10	156-60-5	
1,2-Dichloropropane	ND	ug/L	5.0	1		07/14/23 23:10	78-87-5	
1,3-Dichloropropane	ND	ug/L	5.0	1		07/14/23 23:10	142-28-9	
2,2-Dichloropropane	ND	ug/L	5.0	1		07/14/23 23:10	594-20-7	
1,1-Dichloropropene	ND	ug/L	5.0	1		07/14/23 23:10	563-58-6	
cis-1,3-Dichloropropene	ND	ug/L	5.0	1		07/14/23 23:10	10061-01-5	
trans-1,3-Dichloropropene	ND	ug/L	5.0	1		07/14/23 23:10	10061-02-6	
Ethylbenzene	ND	ug/L	5.0	1		07/14/23 23:10	100-41-4	
Ethyl methacrylate	ND	ug/L	100	1		07/14/23 23:10	97-63-2	
Hexachloro-1,3-butadiene	ND	ug/L	5.0	1		07/14/23 23:10	87-68-3	
n-Hexane	ND	ug/L	5.0	1		07/14/23 23:10	110-54-3	
2-Hexanone	ND	ug/L	25.0	1		07/14/23 23:10	591-78-6	
Iodomethane	ND	ug/L	10.0	1		07/14/23 23:10	74-88-4	

This report shall not be reproduced, except in full,
without the written consent of Pace Analytical Services, LLC.

Pace Analytical Services, LLC
7726 Moller Road
Indianapolis, IN 46268
(317)228-3100

ANALYTICAL RESULTS

Project: Houghland Canning 3Q2023
Pace Project No.: 50349137

Sample: MW-15D **Lab ID: 50349137027** Collected: 07/12/23 09:43 Received: 07/12/23 14:36 Matrix: Water

Parameters	Results	Units	Report Limit	DF	Prepared	Analyzed	CAS No.	Qual
8260 MSV Indiana	Analytical Method: EPA 5030/8260							
	Pace Analytical Services - Indianapolis							
Isopropylbenzene (Cumene)	ND	ug/L	5.0	1		07/14/23 23:10	98-82-8	
p-Isopropyltoluene	ND	ug/L	5.0	1		07/14/23 23:10	99-87-6	
Methylene Chloride	ND	ug/L	5.0	1		07/14/23 23:10	75-09-2	
1-Methylnaphthalene	ND	ug/L	10.0	1		07/14/23 23:10	90-12-0	
2-Methylnaphthalene	ND	ug/L	10.0	1		07/14/23 23:10	91-57-6	
4-Methyl-2-pentanone (MIBK)	ND	ug/L	25.0	1		07/14/23 23:10	108-10-1	
Methyl-tert-butyl ether	ND	ug/L	4.0	1		07/14/23 23:10	1634-04-4	
Naphthalene	ND	ug/L	1.2	1		07/14/23 23:10	91-20-3	
n-Propylbenzene	ND	ug/L	5.0	1		07/14/23 23:10	103-65-1	
Styrene	ND	ug/L	5.0	1		07/14/23 23:10	100-42-5	
1,1,1,2-Tetrachloroethane	ND	ug/L	5.0	1		07/14/23 23:10	630-20-6	
1,1,2,2-Tetrachloroethane	ND	ug/L	5.0	1		07/14/23 23:10	79-34-5	
Tetrachloroethene	ND	ug/L	5.0	1		07/14/23 23:10	127-18-4	
Toluene	ND	ug/L	5.0	1		07/14/23 23:10	108-88-3	
1,2,3-Trichlorobenzene	ND	ug/L	5.0	1		07/14/23 23:10	87-61-6	
1,2,4-Trichlorobenzene	ND	ug/L	5.0	1		07/14/23 23:10	120-82-1	
1,1,1-Trichloroethane	ND	ug/L	5.0	1		07/14/23 23:10	71-55-6	L1
1,1,2-Trichloroethane	ND	ug/L	5.0	1		07/14/23 23:10	79-00-5	
Trichloroethene	ND	ug/L	5.0	1		07/14/23 23:10	79-01-6	
Trichlorofluoromethane	ND	ug/L	5.0	1		07/14/23 23:10	75-69-4	
1,2,3-Trichloropropane	ND	ug/L	5.0	1		07/14/23 23:10	96-18-4	
1,2,4-Trimethylbenzene	ND	ug/L	5.0	1		07/14/23 23:10	95-63-6	
1,3,5-Trimethylbenzene	ND	ug/L	5.0	1		07/14/23 23:10	108-67-8	
Vinyl acetate	ND	ug/L	50.0	1		07/14/23 23:10	108-05-4	
Vinyl chloride	ND	ug/L	2.0	1		07/14/23 23:10	75-01-4	
Xylene (Total)	ND	ug/L	10.0	1		07/14/23 23:10	1330-20-7	
Surrogates								
Dibromofluoromethane (S)	118	%.	82-128	1		07/14/23 23:10	1868-53-7	
4-Bromofluorobenzene (S)	97	%.	79-124	1		07/14/23 23:10	460-00-4	
Toluene-d8 (S)	96	%.	73-122	1		07/14/23 23:10	2037-26-5	

This report shall not be reproduced, except in full,
without the written consent of Pace Analytical Services, LLC.

Pace Analytical Services, LLC
7726 Moller Road
Indianapolis, IN 46268
(317)228-3100

ANALYTICAL RESULTS

Project: Houghland Canning 3Q2023
Pace Project No.: 50349137

Sample: MW-36 **Lab ID: 50349137028** Collected: 07/12/23 10:34 Received: 07/12/23 14:36 Matrix: Water

Parameters	Results	Units	Report Limit	DF	Prepared	Analyzed	CAS No.	Qual
8260 MSV Indiana	Analytical Method: EPA 5030/8260							
	Pace Analytical Services - Indianapolis							
Acetone	ND	ug/L	100	1		07/14/23 23:31	67-64-1	
Acrolein	ND	ug/L	50.0	1		07/14/23 23:31	107-02-8	
Acrylonitrile	ND	ug/L	100	1		07/14/23 23:31	107-13-1	
Benzene	ND	ug/L	5.0	1		07/14/23 23:31	71-43-2	
Bromobenzene	ND	ug/L	5.0	1		07/14/23 23:31	108-86-1	
Bromochloromethane	ND	ug/L	5.0	1		07/14/23 23:31	74-97-5	
Bromodichloromethane	ND	ug/L	5.0	1		07/14/23 23:31	75-27-4	
Bromoform	ND	ug/L	5.0	1		07/14/23 23:31	75-25-2	
Bromomethane	ND	ug/L	5.0	1		07/14/23 23:31	74-83-9	
2-Butanone (MEK)	ND	ug/L	25.0	1		07/14/23 23:31	78-93-3	
n-Butylbenzene	ND	ug/L	5.0	1		07/14/23 23:31	104-51-8	
sec-Butylbenzene	ND	ug/L	5.0	1		07/14/23 23:31	135-98-8	
tert-Butylbenzene	ND	ug/L	5.0	1		07/14/23 23:31	98-06-6	
Carbon disulfide	ND	ug/L	10.0	1		07/14/23 23:31	75-15-0	
Carbon tetrachloride	ND	ug/L	5.0	1		07/14/23 23:31	56-23-5	L1
Chlorobenzene	ND	ug/L	5.0	1		07/14/23 23:31	108-90-7	
Chloroethane	ND	ug/L	5.0	1		07/14/23 23:31	75-00-3	
Chloroform	ND	ug/L	5.0	1		07/14/23 23:31	67-66-3	
Chloromethane	ND	ug/L	5.0	1		07/14/23 23:31	74-87-3	
2-Chlorotoluene	ND	ug/L	5.0	1		07/14/23 23:31	95-49-8	
4-Chlorotoluene	ND	ug/L	5.0	1		07/14/23 23:31	106-43-4	
Dibromochloromethane	ND	ug/L	5.0	1		07/14/23 23:31	124-48-1	
1,2-Dibromoethane (EDB)	ND	ug/L	5.0	1		07/14/23 23:31	106-93-4	
Dibromomethane	ND	ug/L	5.0	1		07/14/23 23:31	74-95-3	
1,2-Dichlorobenzene	ND	ug/L	5.0	1		07/14/23 23:31	95-50-1	
1,3-Dichlorobenzene	ND	ug/L	5.0	1		07/14/23 23:31	541-73-1	
1,4-Dichlorobenzene	ND	ug/L	5.0	1		07/14/23 23:31	106-46-7	
trans-1,4-Dichloro-2-butene	ND	ug/L	100	1		07/14/23 23:31	110-57-6	
Dichlorodifluoromethane	ND	ug/L	5.0	1		07/14/23 23:31	75-71-8	
1,1-Dichloroethane	ND	ug/L	5.0	1		07/14/23 23:31	75-34-3	
1,2-Dichloroethane	ND	ug/L	5.0	1		07/14/23 23:31	107-06-2	L1
1,1-Dichloroethene	ND	ug/L	5.0	1		07/14/23 23:31	75-35-4	
cis-1,2-Dichloroethene	ND	ug/L	5.0	1		07/14/23 23:31	156-59-2	
trans-1,2-Dichloroethene	ND	ug/L	5.0	1		07/14/23 23:31	156-60-5	
1,2-Dichloropropane	ND	ug/L	5.0	1		07/14/23 23:31	78-87-5	
1,3-Dichloropropane	ND	ug/L	5.0	1		07/14/23 23:31	142-28-9	
2,2-Dichloropropane	ND	ug/L	5.0	1		07/14/23 23:31	594-20-7	
1,1-Dichloropropene	ND	ug/L	5.0	1		07/14/23 23:31	563-58-6	
cis-1,3-Dichloropropene	ND	ug/L	5.0	1		07/14/23 23:31	10061-01-5	
trans-1,3-Dichloropropene	ND	ug/L	5.0	1		07/14/23 23:31	10061-02-6	
Ethylbenzene	ND	ug/L	5.0	1		07/14/23 23:31	100-41-4	
Ethyl methacrylate	ND	ug/L	100	1		07/14/23 23:31	97-63-2	
Hexachloro-1,3-butadiene	ND	ug/L	5.0	1		07/14/23 23:31	87-68-3	
n-Hexane	ND	ug/L	5.0	1		07/14/23 23:31	110-54-3	
2-Hexanone	ND	ug/L	25.0	1		07/14/23 23:31	591-78-6	
Iodomethane	ND	ug/L	10.0	1		07/14/23 23:31	74-88-4	

This report shall not be reproduced, except in full,
without the written consent of Pace Analytical Services, LLC.

Pace Analytical Services, LLC
7726 Moller Road
Indianapolis, IN 46268
(317)228-3100

ANALYTICAL RESULTS

Project: Houghland Canning 3Q2023
Pace Project No.: 50349137

Sample: MW-36 **Lab ID: 50349137028** Collected: 07/12/23 10:34 Received: 07/12/23 14:36 Matrix: Water

Parameters	Results	Units	Report Limit	DF	Prepared	Analyzed	CAS No.	Qual
8260 MSV Indiana	Analytical Method: EPA 5030/8260							
	Pace Analytical Services - Indianapolis							
Isopropylbenzene (Cumene)	ND	ug/L	5.0	1		07/14/23 23:31	98-82-8	
p-Isopropyltoluene	ND	ug/L	5.0	1		07/14/23 23:31	99-87-6	
Methylene Chloride	ND	ug/L	5.0	1		07/14/23 23:31	75-09-2	
1-Methylnaphthalene	ND	ug/L	10.0	1		07/14/23 23:31	90-12-0	
2-Methylnaphthalene	ND	ug/L	10.0	1		07/14/23 23:31	91-57-6	
4-Methyl-2-pentanone (MIBK)	ND	ug/L	25.0	1		07/14/23 23:31	108-10-1	
Methyl-tert-butyl ether	ND	ug/L	4.0	1		07/14/23 23:31	1634-04-4	
Naphthalene	ND	ug/L	1.2	1		07/14/23 23:31	91-20-3	
n-Propylbenzene	ND	ug/L	5.0	1		07/14/23 23:31	103-65-1	
Styrene	ND	ug/L	5.0	1		07/14/23 23:31	100-42-5	
1,1,1,2-Tetrachloroethane	ND	ug/L	5.0	1		07/14/23 23:31	630-20-6	
1,1,2,2-Tetrachloroethane	ND	ug/L	5.0	1		07/14/23 23:31	79-34-5	
Tetrachloroethene	**12.4**	ug/L	5.0	1		07/14/23 23:31	127-18-4	
Toluene	ND	ug/L	5.0	1		07/14/23 23:31	108-88-3	
1,2,3-Trichlorobenzene	ND	ug/L	5.0	1		07/14/23 23:31	87-61-6	
1,2,4-Trichlorobenzene	ND	ug/L	5.0	1		07/14/23 23:31	120-82-1	
1,1,1-Trichloroethane	ND	ug/L	5.0	1		07/14/23 23:31	71-55-6	L1
1,1,2-Trichloroethane	ND	ug/L	5.0	1		07/14/23 23:31	79-00-5	
Trichloroethene	**16.1**	ug/L	5.0	1		07/14/23 23:31	79-01-6	
Trichlorofluoromethane	ND	ug/L	5.0	1		07/14/23 23:31	75-69-4	
1,2,3-Trichloropropane	ND	ug/L	5.0	1		07/14/23 23:31	96-18-4	
1,2,4-Trimethylbenzene	ND	ug/L	5.0	1		07/14/23 23:31	95-63-6	
1,3,5-Trimethylbenzene	ND	ug/L	5.0	1		07/14/23 23:31	108-67-8	
Vinyl acetate	ND	ug/L	50.0	1		07/14/23 23:31	108-05-4	
Vinyl chloride	ND	ug/L	2.0	1		07/14/23 23:31	75-01-4	
Xylene (Total)	ND	ug/L	10.0	1		07/14/23 23:31	1330-20-7	
Surrogates								
Dibromofluoromethane (S)	116	%.	82-128	1		07/14/23 23:31	1868-53-7	
4-Bromofluorobenzene (S)	99	%.	79-124	1		07/14/23 23:31	460-00-4	
Toluene-d8 (S)	95	%.	73-122	1		07/14/23 23:31	2037-26-5	

This report shall not be reproduced, except in full,
without the written consent of Pace Analytical Services, LLC.

Pace Analytical Services, LLC
7726 Moller Road
Indianapolis, IN 46268
(317)228-3100

ANALYTICAL RESULTS

Project: Houghland Canning 3Q2023
Pace Project No.: 50349137

Sample: MW-41 **Lab ID: 50349137029** Collected: 07/12/23 11:33 Received: 07/12/23 14:36 Matrix: Water

Parameters	Results	Units	Report Limit	DF	Prepared	Analyzed	CAS No.	Qual
8260 MSV Indiana	Analytical Method: EPA 5030/8260							
	Pace Analytical Services - Indianapolis							
Acetone	ND	ug/L	100	1		07/14/23 23:52	67-64-1	
Acrolein	ND	ug/L	50.0	1		07/14/23 23:52	107-02-8	
Acrylonitrile	ND	ug/L	100	1		07/14/23 23:52	107-13-1	
Benzene	ND	ug/L	5.0	1		07/14/23 23:52	71-43-2	
Bromobenzene	ND	ug/L	5.0	1		07/14/23 23:52	108-86-1	
Bromochloromethane	ND	ug/L	5.0	1		07/14/23 23:52	74-97-5	
Bromodichloromethane	ND	ug/L	5.0	1		07/14/23 23:52	75-27-4	
Bromoform	ND	ug/L	5.0	1		07/14/23 23:52	75-25-2	
Bromomethane	ND	ug/L	5.0	1		07/14/23 23:52	74-83-9	
2-Butanone (MEK)	ND	ug/L	25.0	1		07/14/23 23:52	78-93-3	
n-Butylbenzene	ND	ug/L	5.0	1		07/14/23 23:52	104-51-8	
sec-Butylbenzene	ND	ug/L	5.0	1		07/14/23 23:52	135-98-8	
tert-Butylbenzene	ND	ug/L	5.0	1		07/14/23 23:52	98-06-6	
Carbon disulfide	ND	ug/L	10.0	1		07/14/23 23:52	75-15-0	
Carbon tetrachloride	ND	ug/L	5.0	1		07/14/23 23:52	56-23-5	L1
Chlorobenzene	ND	ug/L	5.0	1		07/14/23 23:52	108-90-7	
Chloroethane	ND	ug/L	5.0	1		07/14/23 23:52	75-00-3	
Chloroform	ND	ug/L	5.0	1		07/14/23 23:52	67-66-3	
Chloromethane	ND	ug/L	5.0	1		07/14/23 23:52	74-87-3	
2-Chlorotoluene	ND	ug/L	5.0	1		07/14/23 23:52	95-49-8	
4-Chlorotoluene	ND	ug/L	5.0	1		07/14/23 23:52	106-43-4	
Dibromochloromethane	ND	ug/L	5.0	1		07/14/23 23:52	124-48-1	
1,2-Dibromoethane (EDB)	ND	ug/L	5.0	1		07/14/23 23:52	106-93-4	
Dibromomethane	ND	ug/L	5.0	1		07/14/23 23:52	74-95-3	
1,2-Dichlorobenzene	ND	ug/L	5.0	1		07/14/23 23:52	95-50-1	
1,3-Dichlorobenzene	ND	ug/L	5.0	1		07/14/23 23:52	541-73-1	
1,4-Dichlorobenzene	ND	ug/L	5.0	1		07/14/23 23:52	106-46-7	
trans-1,4-Dichloro-2-butene	ND	ug/L	100	1		07/14/23 23:52	110-57-6	
Dichlorodifluoromethane	ND	ug/L	5.0	1		07/14/23 23:52	75-71-8	
1,1-Dichloroethane	ND	ug/L	5.0	1		07/14/23 23:52	75-34-3	
1,2-Dichloroethane	ND	ug/L	5.0	1		07/14/23 23:52	107-06-2	L1
1,1-Dichloroethene	ND	ug/L	5.0	1		07/14/23 23:52	75-35-4	
cis-1,2-Dichloroethene	**77.7**	ug/L	5.0	1		07/14/23 23:52	156-59-2	
trans-1,2-Dichloroethene	ND	ug/L	5.0	1		07/14/23 23:52	156-60-5	
1,2-Dichloropropane	ND	ug/L	5.0	1		07/14/23 23:52	78-87-5	
1,3-Dichloropropane	ND	ug/L	5.0	1		07/14/23 23:52	142-28-9	
2,2-Dichloropropane	ND	ug/L	5.0	1		07/14/23 23:52	594-20-7	
1,1-Dichloropropene	ND	ug/L	5.0	1		07/14/23 23:52	563-58-6	
cis-1,3-Dichloropropene	ND	ug/L	5.0	1		07/14/23 23:52	10061-01-5	
trans-1,3-Dichloropropene	ND	ug/L	5.0	1		07/14/23 23:52	10061-02-6	
Ethylbenzene	ND	ug/L	5.0	1		07/14/23 23:52	100-41-4	
Ethyl methacrylate	ND	ug/L	100	1		07/14/23 23:52	97-63-2	
Hexachloro-1,3-butadiene	ND	ug/L	5.0	1		07/14/23 23:52	87-68-3	
n-Hexane	ND	ug/L	5.0	1		07/14/23 23:52	110-54-3	
2-Hexanone	ND	ug/L	25.0	1		07/14/23 23:52	591-78-6	
Iodomethane	ND	ug/L	10.0	1		07/14/23 23:52	74-88-4	

This report shall not be reproduced, except in full,
without the written consent of Pace Analytical Services, LLC.

Pace Analytical Services, LLC
7726 Moller Road
Indianapolis, IN 46268
(317)228-3100

ANALYTICAL RESULTS

Project: Houghland Canning 3Q2023
Pace Project No.: 50349137

Sample: MW-41 **Lab ID: 50349137029** Collected: 07/12/23 11:33 Received: 07/12/23 14:36 Matrix: Water

Parameters	Results	Units	Report Limit	DF	Prepared	Analyzed	CAS No.	Qual
8260 MSV Indiana	Analytical Method: EPA 5030/8260							
	Pace Analytical Services - Indianapolis							
Isopropylbenzene (Cumene)	ND	ug/L	5.0	1		07/14/23 23:52	98-82-8	
p-Isopropyltoluene	ND	ug/L	5.0	1		07/14/23 23:52	99-87-6	
Methylene Chloride	ND	ug/L	5.0	1		07/14/23 23:52	75-09-2	
1-Methylnaphthalene	ND	ug/L	10.0	1		07/14/23 23:52	90-12-0	
2-Methylnaphthalene	ND	ug/L	10.0	1		07/14/23 23:52	91-57-6	
4-Methyl-2-pentanone (MIBK)	ND	ug/L	25.0	1		07/14/23 23:52	108-10-1	
Methyl-tert-butyl ether	ND	ug/L	4.0	1		07/14/23 23:52	1634-04-4	
Naphthalene	ND	ug/L	1.2	1		07/14/23 23:52	91-20-3	
n-Propylbenzene	ND	ug/L	5.0	1		07/14/23 23:52	103-65-1	
Styrene	ND	ug/L	5.0	1		07/14/23 23:52	100-42-5	
1,1,1,2-Tetrachloroethane	ND	ug/L	5.0	1		07/14/23 23:52	630-20-6	
1,1,2,2-Tetrachloroethane	ND	ug/L	5.0	1		07/14/23 23:52	79-34-5	
Tetrachloroethene	ND	ug/L	5.0	1		07/14/23 23:52	127-18-4	
Toluene	ND	ug/L	5.0	1		07/14/23 23:52	108-88-3	
1,2,3-Trichlorobenzene	ND	ug/L	5.0	1		07/14/23 23:52	87-61-6	
1,2,4-Trichlorobenzene	ND	ug/L	5.0	1		07/14/23 23:52	120-82-1	
1,1,1-Trichloroethane	ND	ug/L	5.0	1		07/14/23 23:52	71-55-6	L1
1,1,2-Trichloroethane	ND	ug/L	5.0	1		07/14/23 23:52	79-00-5	
Trichloroethene	**60.1**	ug/L	5.0	1		07/14/23 23:52	79-01-6	
Trichlorofluoromethane	ND	ug/L	5.0	1		07/14/23 23:52	75-69-4	
1,2,3-Trichloropropane	ND	ug/L	5.0	1		07/14/23 23:52	96-18-4	
1,2,4-Trimethylbenzene	ND	ug/L	5.0	1		07/14/23 23:52	95-63-6	
1,3,5-Trimethylbenzene	ND	ug/L	5.0	1		07/14/23 23:52	108-67-8	
Vinyl acetate	ND	ug/L	50.0	1		07/14/23 23:52	108-05-4	
Vinyl chloride	**35.6**	ug/L	2.0	1		07/14/23 23:52	75-01-4	
Xylene (Total)	ND	ug/L	10.0	1		07/14/23 23:52	1330-20-7	
Surrogates								
Dibromofluoromethane (S)	121	%.	82-128	1		07/14/23 23:52	1868-53-7	
4-Bromofluorobenzene (S)	101	%.	79-124	1		07/14/23 23:52	460-00-4	
Toluene-d8 (S)	96	%.	73-122	1		07/14/23 23:52	2037-26-5	

This report shall not be reproduced, except in full,
without the written consent of Pace Analytical Services, LLC.

Pace Analytical Services, LLC
7726 Moller Road
Indianapolis, IN 46268
(317)228-3100

ANALYTICAL RESULTS

Project: Houghland Canning 3Q2023
Pace Project No.: 50349137

Sample: MW-41D **Lab ID: 50349137030** Collected: 07/12/23 11:04 Received: 07/12/23 14:36 Matrix: Water

Parameters	Results	Units	Report Limit	DF	Prepared	Analyzed	CAS No.	Qual
8260 MSV Indiana	Analytical Method: EPA 5030/8260							
	Pace Analytical Services - Indianapolis							
Acetone	ND	ug/L	100	1		07/15/23 00:13	67-64-1	
Acrolein	ND	ug/L	50.0	1		07/15/23 00:13	107-02-8	
Acrylonitrile	ND	ug/L	100	1		07/15/23 00:13	107-13-1	
Benzene	ND	ug/L	5.0	1		07/15/23 00:13	71-43-2	
Bromobenzene	ND	ug/L	5.0	1		07/15/23 00:13	108-86-1	
Bromochloromethane	ND	ug/L	5.0	1		07/15/23 00:13	74-97-5	
Bromodichloromethane	ND	ug/L	5.0	1		07/15/23 00:13	75-27-4	
Bromoform	ND	ug/L	5.0	1		07/15/23 00:13	75-25-2	
Bromomethane	ND	ug/L	5.0	1		07/15/23 00:13	74-83-9	
2-Butanone (MEK)	ND	ug/L	25.0	1		07/15/23 00:13	78-93-3	
n-Butylbenzene	ND	ug/L	5.0	1		07/15/23 00:13	104-51-8	
sec-Butylbenzene	ND	ug/L	5.0	1		07/15/23 00:13	135-98-8	
tert-Butylbenzene	ND	ug/L	5.0	1		07/15/23 00:13	98-06-6	
Carbon disulfide	ND	ug/L	10.0	1		07/15/23 00:13	75-15-0	
Carbon tetrachloride	ND	ug/L	5.0	1		07/15/23 00:13	56-23-5	L1
Chlorobenzene	ND	ug/L	5.0	1		07/15/23 00:13	108-90-7	
Chloroethane	ND	ug/L	5.0	1		07/15/23 00:13	75-00-3	
Chloroform	ND	ug/L	5.0	1		07/15/23 00:13	67-66-3	
Chloromethane	ND	ug/L	5.0	1		07/15/23 00:13	74-87-3	
2-Chlorotoluene	ND	ug/L	5.0	1		07/15/23 00:13	95-49-8	
4-Chlorotoluene	ND	ug/L	5.0	1		07/15/23 00:13	106-43-4	
Dibromochloromethane	ND	ug/L	5.0	1		07/15/23 00:13	124-48-1	
1,2-Dibromoethane (EDB)	ND	ug/L	5.0	1		07/15/23 00:13	106-93-4	
Dibromomethane	ND	ug/L	5.0	1		07/15/23 00:13	74-95-3	
1,2-Dichlorobenzene	ND	ug/L	5.0	1		07/15/23 00:13	95-50-1	
1,3-Dichlorobenzene	ND	ug/L	5.0	1		07/15/23 00:13	541-73-1	
1,4-Dichlorobenzene	ND	ug/L	5.0	1		07/15/23 00:13	106-46-7	
trans-1,4-Dichloro-2-butene	ND	ug/L	100	1		07/15/23 00:13	110-57-6	
Dichlorodifluoromethane	ND	ug/L	5.0	1		07/15/23 00:13	75-71-8	
1,1-Dichloroethane	ND	ug/L	5.0	1		07/15/23 00:13	75-34-3	
1,2-Dichloroethane	ND	ug/L	5.0	1		07/15/23 00:13	107-06-2	L1
1,1-Dichloroethene	ND	ug/L	5.0	1		07/15/23 00:13	75-35-4	
cis-1,2-Dichloroethene	**17.8**	ug/L	5.0	1		07/15/23 00:13	156-59-2	
trans-1,2-Dichloroethene	ND	ug/L	5.0	1		07/15/23 00:13	156-60-5	
1,2-Dichloropropane	ND	ug/L	5.0	1		07/15/23 00:13	78-87-5	
1,3-Dichloropropane	ND	ug/L	5.0	1		07/15/23 00:13	142-28-9	
2,2-Dichloropropane	ND	ug/L	5.0	1		07/15/23 00:13	594-20-7	
1,1-Dichloropropene	ND	ug/L	5.0	1		07/15/23 00:13	563-58-6	
cis-1,3-Dichloropropene	ND	ug/L	5.0	1		07/15/23 00:13	10061-01-5	
trans-1,3-Dichloropropene	ND	ug/L	5.0	1		07/15/23 00:13	10061-02-6	
Ethylbenzene	ND	ug/L	5.0	1		07/15/23 00:13	100-41-4	
Ethyl methacrylate	ND	ug/L	100	1		07/15/23 00:13	97-63-2	
Hexachloro-1,3-butadiene	ND	ug/L	5.0	1		07/15/23 00:13	87-68-3	
n-Hexane	ND	ug/L	5.0	1		07/15/23 00:13	110-54-3	
2-Hexanone	ND	ug/L	25.0	1		07/15/23 00:13	591-78-6	
Iodomethane	ND	ug/L	10.0	1		07/15/23 00:13	74-88-4	

This report shall not be reproduced, except in full,
without the written consent of Pace Analytical Services, LLC.

Pace Analytical Services, LLC
7726 Moller Road
Indianapolis, IN 46268
(317)228-3100

ANALYTICAL RESULTS

Project: Houghland Canning 3Q2023
Pace Project No.: 50349137

Sample: MW-41D **Lab ID: 50349137030** Collected: 07/12/23 11:04 Received: 07/12/23 14:36 Matrix: Water

Parameters	Results	Units	Report Limit	DF	Prepared	Analyzed	CAS No.	Qual
8260 MSV Indiana	Analytical Method: EPA 5030/8260							
	Pace Analytical Services - Indianapolis							
Isopropylbenzene (Cumene)	ND	ug/L	5.0	1		07/15/23 00:13	98-82-8	
p-Isopropyltoluene	ND	ug/L	5.0	1		07/15/23 00:13	99-87-6	
Methylene Chloride	ND	ug/L	5.0	1		07/15/23 00:13	75-09-2	
1-Methylnaphthalene	ND	ug/L	10.0	1		07/15/23 00:13	90-12-0	
2-Methylnaphthalene	ND	ug/L	10.0	1		07/15/23 00:13	91-57-6	
4-Methyl-2-pentanone (MIBK)	ND	ug/L	25.0	1		07/15/23 00:13	108-10-1	
Methyl-tert-butyl ether	ND	ug/L	4.0	1		07/15/23 00:13	1634-04-4	
Naphthalene	ND	ug/L	1.2	1		07/15/23 00:13	91-20-3	
n-Propylbenzene	ND	ug/L	5.0	1		07/15/23 00:13	103-65-1	
Styrene	ND	ug/L	5.0	1		07/15/23 00:13	100-42-5	
1,1,1,2-Tetrachloroethane	ND	ug/L	5.0	1		07/15/23 00:13	630-20-6	
1,1,2,2-Tetrachloroethane	ND	ug/L	5.0	1		07/15/23 00:13	79-34-5	
Tetrachloroethene	ND	ug/L	5.0	1		07/15/23 00:13	127-18-4	
Toluene	ND	ug/L	5.0	1		07/15/23 00:13	108-88-3	
1,2,3-Trichlorobenzene	ND	ug/L	5.0	1		07/15/23 00:13	87-61-6	
1,2,4-Trichlorobenzene	ND	ug/L	5.0	1		07/15/23 00:13	120-82-1	
1,1,1-Trichloroethane	ND	ug/L	5.0	1		07/15/23 00:13	71-55-6	L1
1,1,2-Trichloroethane	ND	ug/L	5.0	1		07/15/23 00:13	79-00-5	
Trichloroethene	ND	ug/L	5.0	1		07/15/23 00:13	79-01-6	
Trichlorofluoromethane	ND	ug/L	5.0	1		07/15/23 00:13	75-69-4	
1,2,3-Trichloropropane	ND	ug/L	5.0	1		07/15/23 00:13	96-18-4	
1,2,4-Trimethylbenzene	ND	ug/L	5.0	1		07/15/23 00:13	95-63-6	
1,3,5-Trimethylbenzene	ND	ug/L	5.0	1		07/15/23 00:13	108-67-8	
Vinyl acetate	ND	ug/L	50.0	1		07/15/23 00:13	108-05-4	
Vinyl chloride	**16.4**	ug/L	2.0	1		07/15/23 00:13	75-01-4	
Xylene (Total)	ND	ug/L	10.0	1		07/15/23 00:13	1330-20-7	
Surrogates								
Dibromofluoromethane (S)	118	%.	82-128	1		07/15/23 00:13	1868-53-7	
4-Bromofluorobenzene (S)	99	%.	79-124	1		07/15/23 00:13	460-00-4	
Toluene-d8 (S)	96	%.	73-122	1		07/15/23 00:13	2037-26-5	

This report shall not be reproduced, except in full,
without the written consent of Pace Analytical Services, LLC.

Pace Analytical Services, LLC
7726 Moller Road
Indianapolis, IN 46268
(317)228-3100

ANALYTICAL RESULTS

Project: Houghland Canning 3Q2023
Pace Project No.: 50349137

Sample: DUP-2 **Lab ID: 50349137031** Collected: 07/12/23 08:00 Received: 07/12/23 14:36 Matrix: Water

Parameters	Results	Units	Report Limit	DF	Prepared	Analyzed	CAS No.	Qual
8260 MSV Indiana	Analytical Method: EPA 5030/8260							
	Pace Analytical Services - Indianapolis							
Acetone	ND	ug/L	100	1		07/15/23 00:34	67-64-1	
Acrolein	ND	ug/L	50.0	1		07/15/23 00:34	107-02-8	
Acrylonitrile	ND	ug/L	100	1		07/15/23 00:34	107-13-1	
Benzene	ND	ug/L	5.0	1		07/15/23 00:34	71-43-2	
Bromobenzene	ND	ug/L	5.0	1		07/15/23 00:34	108-86-1	
Bromochloromethane	ND	ug/L	5.0	1		07/15/23 00:34	74-97-5	
Bromodichloromethane	ND	ug/L	5.0	1		07/15/23 00:34	75-27-4	
Bromoform	ND	ug/L	5.0	1		07/15/23 00:34	75-25-2	
Bromomethane	ND	ug/L	5.0	1		07/15/23 00:34	74-83-9	
2-Butanone (MEK)	ND	ug/L	25.0	1		07/15/23 00:34	78-93-3	
n-Butylbenzene	ND	ug/L	5.0	1		07/15/23 00:34	104-51-8	
sec-Butylbenzene	ND	ug/L	5.0	1		07/15/23 00:34	135-98-8	
tert-Butylbenzene	ND	ug/L	5.0	1		07/15/23 00:34	98-06-6	
Carbon disulfide	ND	ug/L	10.0	1		07/15/23 00:34	75-15-0	
Carbon tetrachloride	ND	ug/L	5.0	1		07/15/23 00:34	56-23-5	L1
Chlorobenzene	ND	ug/L	5.0	1		07/15/23 00:34	108-90-7	
Chloroethane	ND	ug/L	5.0	1		07/15/23 00:34	75-00-3	
Chloroform	ND	ug/L	5.0	1		07/15/23 00:34	67-66-3	
Chloromethane	ND	ug/L	5.0	1		07/15/23 00:34	74-87-3	
2-Chlorotoluene	ND	ug/L	5.0	1		07/15/23 00:34	95-49-8	
4-Chlorotoluene	ND	ug/L	5.0	1		07/15/23 00:34	106-43-4	
Dibromochloromethane	ND	ug/L	5.0	1		07/15/23 00:34	124-48-1	
1,2-Dibromoethane (EDB)	ND	ug/L	5.0	1		07/15/23 00:34	106-93-4	
Dibromomethane	ND	ug/L	5.0	1		07/15/23 00:34	74-95-3	
1,2-Dichlorobenzene	ND	ug/L	5.0	1		07/15/23 00:34	95-50-1	
1,3-Dichlorobenzene	ND	ug/L	5.0	1		07/15/23 00:34	541-73-1	
1,4-Dichlorobenzene	ND	ug/L	5.0	1		07/15/23 00:34	106-46-7	
trans-1,4-Dichloro-2-butene	ND	ug/L	100	1		07/15/23 00:34	110-57-6	
Dichlorodifluoromethane	ND	ug/L	5.0	1		07/15/23 00:34	75-71-8	
1,1-Dichloroethane	ND	ug/L	5.0	1		07/15/23 00:34	75-34-3	
1,2-Dichloroethane	ND	ug/L	5.0	1		07/15/23 00:34	107-06-2	L1
1,1-Dichloroethene	ND	ug/L	5.0	1		07/15/23 00:34	75-35-4	
cis-1,2-Dichloroethene	ND	ug/L	5.0	1		07/15/23 00:34	156-59-2	
trans-1,2-Dichloroethene	ND	ug/L	5.0	1		07/15/23 00:34	156-60-5	
1,2-Dichloropropane	ND	ug/L	5.0	1		07/15/23 00:34	78-87-5	
1,3-Dichloropropane	ND	ug/L	5.0	1		07/15/23 00:34	142-28-9	
2,2-Dichloropropane	ND	ug/L	5.0	1		07/15/23 00:34	594-20-7	
1,1-Dichloropropene	ND	ug/L	5.0	1		07/15/23 00:34	563-58-6	
cis-1,3-Dichloropropene	ND	ug/L	5.0	1		07/15/23 00:34	10061-01-5	
trans-1,3-Dichloropropene	ND	ug/L	5.0	1		07/15/23 00:34	10061-02-6	
Ethylbenzene	ND	ug/L	5.0	1		07/15/23 00:34	100-41-4	
Ethyl methacrylate	ND	ug/L	100	1		07/15/23 00:34	97-63-2	
Hexachloro-1,3-butadiene	ND	ug/L	5.0	1		07/15/23 00:34	87-68-3	
n-Hexane	ND	ug/L	5.0	1		07/15/23 00:34	110-54-3	
2-Hexanone	ND	ug/L	25.0	1		07/15/23 00:34	591-78-6	
Iodomethane	ND	ug/L	10.0	1		07/15/23 00:34	74-88-4	

This report shall not be reproduced, except in full,
without the written consent of Pace Analytical Services, LLC.

Pace Analytical Services, LLC
7726 Moller Road
Indianapolis, IN 46268
(317)228-3100

ANALYTICAL RESULTS

Project: Houghland Canning 3Q2023
Pace Project No.: 50349137

Sample: DUP-2 **Lab ID: 50349137031** Collected: 07/12/23 08:00 Received: 07/12/23 14:36 Matrix: Water

Parameters	Results	Units	Report Limit	DF	Prepared	Analyzed	CAS No.	Qual
8260 MSV Indiana	Analytical Method: EPA 5030/8260							
	Pace Analytical Services - Indianapolis							
Isopropylbenzene (Cumene)	ND	ug/L	5.0	1		07/15/23 00:34	98-82-8	
p-Isopropyltoluene	ND	ug/L	5.0	1		07/15/23 00:34	99-87-6	
Methylene Chloride	ND	ug/L	5.0	1		07/15/23 00:34	75-09-2	
1-Methylnaphthalene	ND	ug/L	10.0	1		07/15/23 00:34	90-12-0	
2-Methylnaphthalene	ND	ug/L	10.0	1		07/15/23 00:34	91-57-6	
4-Methyl-2-pentanone (MIBK)	ND	ug/L	25.0	1		07/15/23 00:34	108-10-1	
Methyl-tert-butyl ether	ND	ug/L	4.0	1		07/15/23 00:34	1634-04-4	
Naphthalene	ND	ug/L	1.2	1		07/15/23 00:34	91-20-3	
n-Propylbenzene	ND	ug/L	5.0	1		07/15/23 00:34	103-65-1	
Styrene	ND	ug/L	5.0	1		07/15/23 00:34	100-42-5	
1,1,1,2-Tetrachloroethane	ND	ug/L	5.0	1		07/15/23 00:34	630-20-6	
1,1,2,2-Tetrachloroethane	ND	ug/L	5.0	1		07/15/23 00:34	79-34-5	
Tetrachloroethene	ND	ug/L	5.0	1		07/15/23 00:34	127-18-4	
Toluene	ND	ug/L	5.0	1		07/15/23 00:34	108-88-3	
1,2,3-Trichlorobenzene	ND	ug/L	5.0	1		07/15/23 00:34	87-61-6	
1,2,4-Trichlorobenzene	ND	ug/L	5.0	1		07/15/23 00:34	120-82-1	
1,1,1-Trichloroethane	ND	ug/L	5.0	1		07/15/23 00:34	71-55-6	L1
1,1,2-Trichloroethane	ND	ug/L	5.0	1		07/15/23 00:34	79-00-5	
Trichloroethene	**56.4**	ug/L	5.0	1		07/15/23 00:34	79-01-6	
Trichlorofluoromethane	ND	ug/L	5.0	1		07/15/23 00:34	75-69-4	
1,2,3-Trichloropropane	ND	ug/L	5.0	1		07/15/23 00:34	96-18-4	
1,2,4-Trimethylbenzene	ND	ug/L	5.0	1		07/15/23 00:34	95-63-6	
1,3,5-Trimethylbenzene	ND	ug/L	5.0	1		07/15/23 00:34	108-67-8	
Vinyl acetate	ND	ug/L	50.0	1		07/15/23 00:34	108-05-4	
Vinyl chloride	ND	ug/L	2.0	1		07/15/23 00:34	75-01-4	
Xylene (Total)	ND	ug/L	10.0	1		07/15/23 00:34	1330-20-7	
Surrogates								
Dibromofluoromethane (S)	118	%.	82-128	1		07/15/23 00:34	1868-53-7	
4-Bromofluorobenzene (S)	98	%.	79-124	1		07/15/23 00:34	460-00-4	
Toluene-d8 (S)	96	%.	73-122	1		07/15/23 00:34	2037-26-5	

This report shall not be reproduced, except in full,
without the written consent of Pace Analytical Services, LLC.

Pace Analytical Services, LLC
7726 Moller Road
Indianapolis, IN 46268
(317)228-3100

ANALYTICAL RESULTS

Project: Houghland Canning 3Q2023
Pace Project No.: 50349137

Sample: Trip Blank **Lab ID: 50349137032** Collected: 07/12/23 08:00 Received: 07/12/23 14:36 Matrix: Water

Parameters	Results	Units	Report Limit	DF	Prepared	Analyzed	CAS No.	Qual
8260 MSV Indiana	Analytical Method: EPA 5030/8260							
	Pace Analytical Services - Indianapolis							
Acetone	ND	ug/L	100	1		07/15/23 00:55	67-64-1	
Acrolein	ND	ug/L	50.0	1		07/15/23 00:55	107-02-8	
Acrylonitrile	ND	ug/L	100	1		07/15/23 00:55	107-13-1	
Benzene	ND	ug/L	5.0	1		07/15/23 00:55	71-43-2	
Bromobenzene	ND	ug/L	5.0	1		07/15/23 00:55	108-86-1	
Bromochloromethane	ND	ug/L	5.0	1		07/15/23 00:55	74-97-5	
Bromodichloromethane	ND	ug/L	5.0	1		07/15/23 00:55	75-27-4	
Bromoform	ND	ug/L	5.0	1		07/15/23 00:55	75-25-2	
Bromomethane	ND	ug/L	5.0	1		07/15/23 00:55	74-83-9	
2-Butanone (MEK)	ND	ug/L	25.0	1		07/15/23 00:55	78-93-3	
n-Butylbenzene	ND	ug/L	5.0	1		07/15/23 00:55	104-51-8	
sec-Butylbenzene	ND	ug/L	5.0	1		07/15/23 00:55	135-98-8	
tert-Butylbenzene	ND	ug/L	5.0	1		07/15/23 00:55	98-06-6	
Carbon disulfide	ND	ug/L	10.0	1		07/15/23 00:55	75-15-0	
Carbon tetrachloride	ND	ug/L	5.0	1		07/15/23 00:55	56-23-5	L1
Chlorobenzene	ND	ug/L	5.0	1		07/15/23 00:55	108-90-7	
Chloroethane	ND	ug/L	5.0	1		07/15/23 00:55	75-00-3	
Chloroform	ND	ug/L	5.0	1		07/15/23 00:55	67-66-3	
Chloromethane	ND	ug/L	5.0	1		07/15/23 00:55	74-87-3	
2-Chlorotoluene	ND	ug/L	5.0	1		07/15/23 00:55	95-49-8	
4-Chlorotoluene	ND	ug/L	5.0	1		07/15/23 00:55	106-43-4	
Dibromochloromethane	ND	ug/L	5.0	1		07/15/23 00:55	124-48-1	
1,2-Dibromoethane (EDB)	ND	ug/L	5.0	1		07/15/23 00:55	106-93-4	
Dibromomethane	ND	ug/L	5.0	1		07/15/23 00:55	74-95-3	
1,2-Dichlorobenzene	ND	ug/L	5.0	1		07/15/23 00:55	95-50-1	
1,3-Dichlorobenzene	ND	ug/L	5.0	1		07/15/23 00:55	541-73-1	
1,4-Dichlorobenzene	ND	ug/L	5.0	1		07/15/23 00:55	106-46-7	
trans-1,4-Dichloro-2-butene	ND	ug/L	100	1		07/15/23 00:55	110-57-6	
Dichlorodifluoromethane	ND	ug/L	5.0	1		07/15/23 00:55	75-71-8	
1,1-Dichloroethane	ND	ug/L	5.0	1		07/15/23 00:55	75-34-3	
1,2-Dichloroethane	ND	ug/L	5.0	1		07/15/23 00:55	107-06-2	L1
1,1-Dichloroethene	ND	ug/L	5.0	1		07/15/23 00:55	75-35-4	
cis-1,2-Dichloroethene	ND	ug/L	5.0	1		07/15/23 00:55	156-59-2	
trans-1,2-Dichloroethene	ND	ug/L	5.0	1		07/15/23 00:55	156-60-5	
1,2-Dichloropropane	ND	ug/L	5.0	1		07/15/23 00:55	78-87-5	
1,3-Dichloropropane	ND	ug/L	5.0	1		07/15/23 00:55	142-28-9	
2,2-Dichloropropane	ND	ug/L	5.0	1		07/15/23 00:55	594-20-7	
1,1-Dichloropropene	ND	ug/L	5.0	1		07/15/23 00:55	563-58-6	
cis-1,3-Dichloropropene	ND	ug/L	5.0	1		07/15/23 00:55	10061-01-5	
trans-1,3-Dichloropropene	ND	ug/L	5.0	1		07/15/23 00:55	10061-02-6	
Ethylbenzene	ND	ug/L	5.0	1		07/15/23 00:55	100-41-4	
Ethyl methacrylate	ND	ug/L	100	1		07/15/23 00:55	97-63-2	
Hexachloro-1,3-butadiene	ND	ug/L	5.0	1		07/15/23 00:55	87-68-3	
n-Hexane	ND	ug/L	5.0	1		07/15/23 00:55	110-54-3	
2-Hexanone	ND	ug/L	25.0	1		07/15/23 00:55	591-78-6	
Iodomethane	ND	ug/L	10.0	1		07/15/23 00:55	74-88-4	

This report shall not be reproduced, except in full,
without the written consent of Pace Analytical Services, LLC.

Pace Analytical Services, LLC
7726 Moller Road
Indianapolis, IN 46268
(317)228-3100

ANALYTICAL RESULTS

Project: Houghland Canning 3Q2023
Pace Project No.: 50349137

Sample: Trip Blank **Lab ID: 50349137032** Collected: 07/12/23 08:00 Received: 07/12/23 14:36 Matrix: Water

Parameters	Results	Units	Report Limit	DF	Prepared	Analyzed	CAS No.	Qual
8260 MSV Indiana	Analytical Method: EPA 5030/8260							
	Pace Analytical Services - Indianapolis							
Isopropylbenzene (Cumene)	ND	ug/L	5.0	1		07/15/23 00:55	98-82-8	
p-Isopropyltoluene	ND	ug/L	5.0	1		07/15/23 00:55	99-87-6	
Methylene Chloride	ND	ug/L	5.0	1		07/15/23 00:55	75-09-2	
1-Methylnaphthalene	ND	ug/L	10.0	1		07/15/23 00:55	90-12-0	
2-Methylnaphthalene	ND	ug/L	10.0	1		07/15/23 00:55	91-57-6	
4-Methyl-2-pentanone (MIBK)	ND	ug/L	25.0	1		07/15/23 00:55	108-10-1	
Methyl-tert-butyl ether	ND	ug/L	4.0	1		07/15/23 00:55	1634-04-4	
Naphthalene	ND	ug/L	1.2	1		07/15/23 00:55	91-20-3	
n-Propylbenzene	ND	ug/L	5.0	1		07/15/23 00:55	103-65-1	
Styrene	ND	ug/L	5.0	1		07/15/23 00:55	100-42-5	
1,1,1,2-Tetrachloroethane	ND	ug/L	5.0	1		07/15/23 00:55	630-20-6	
1,1,2,2-Tetrachloroethane	ND	ug/L	5.0	1		07/15/23 00:55	79-34-5	
Tetrachloroethene	ND	ug/L	5.0	1		07/15/23 00:55	127-18-4	
Toluene	ND	ug/L	5.0	1		07/15/23 00:55	108-88-3	
1,2,3-Trichlorobenzene	ND	ug/L	5.0	1		07/15/23 00:55	87-61-6	
1,2,4-Trichlorobenzene	ND	ug/L	5.0	1		07/15/23 00:55	120-82-1	
1,1,1-Trichloroethane	ND	ug/L	5.0	1		07/15/23 00:55	71-55-6	L1
1,1,2-Trichloroethane	ND	ug/L	5.0	1		07/15/23 00:55	79-00-5	
Trichloroethene	ND	ug/L	5.0	1		07/15/23 00:55	79-01-6	
Trichlorofluoromethane	ND	ug/L	5.0	1		07/15/23 00:55	75-69-4	
1,2,3-Trichloropropane	ND	ug/L	5.0	1		07/15/23 00:55	96-18-4	
1,2,4-Trimethylbenzene	ND	ug/L	5.0	1		07/15/23 00:55	95-63-6	
1,3,5-Trimethylbenzene	ND	ug/L	5.0	1		07/15/23 00:55	108-67-8	
Vinyl acetate	ND	ug/L	50.0	1		07/15/23 00:55	108-05-4	
Vinyl chloride	ND	ug/L	2.0	1		07/15/23 00:55	75-01-4	
Xylene (Total)	ND	ug/L	10.0	1		07/15/23 00:55	1330-20-7	
Surrogates								
Dibromofluoromethane (S)	117	%.	82-128	1		07/15/23 00:55	1868-53-7	
4-Bromofluorobenzene (S)	96	%.	79-124	1		07/15/23 00:55	460-00-4	
Toluene-d8 (S)	94	%.	73-122	1		07/15/23 00:55	2037-26-5	

This report shall not be reproduced, except in full,
without the written consent of Pace Analytical Services, LLC.

Pace Analytical Services, LLC
7726 Moller Road
Indianapolis, IN 46268
(317)228-3100

QUALITY CONTROL DATA

Project: Houghland Canning 3Q2023
Pace Project No.: 50349137

QC Batch: 743607
QC Batch Method: EPA 5030/8260
Analysis Method: EPA 5030/8260
Analysis Description: 8260 MSV
Laboratory: Pace Analytical Services - Indianapolis

Associated Lab Samples: 50349137001, 50349137002, 50349137003, 50349137004, 50349137005, 50349137006, 50349137007, 50349137008, 50349137009, 50349137010, 50349137011, 50349137012, 50349137013, 50349137014, 50349137015, 50349137016, 50349137017, 50349137018, 50349137019, 50349137020

METHOD BLANK: 3409854
Matrix: Water

Associated Lab Samples: 50349137001, 50349137002, 50349137003, 50349137004, 50349137005, 50349137006, 50349137007, 50349137008, 50349137009, 50349137010, 50349137011, 50349137012, 50349137013, 50349137014, 50349137015, 50349137016, 50349137017, 50349137018, 50349137019, 50349137020

Parameter	Units	Blank Result	Reporting Limit	Analyzed	Qualifiers
1,1,1,2-Tetrachloroethane	ug/L	ND	5.0	07/14/23 09:45	
1,1,1-Trichloroethane	ug/L	ND	5.0	07/14/23 09:45	
1,1,2,2-Tetrachloroethane	ug/L	ND	5.0	07/14/23 09:45	
1,1,2-Trichloroethane	ug/L	ND	5.0	07/14/23 09:45	
1,1-Dichloroethane	ug/L	ND	5.0	07/14/23 09:45	
1,1-Dichloroethene	ug/L	ND	5.0	07/14/23 09:45	
1,1-Dichloropropene	ug/L	ND	5.0	07/14/23 09:45	
1,2,3-Trichlorobenzene	ug/L	ND	5.0	07/14/23 09:45	
1,2,3-Trichloropropane	ug/L	ND	5.0	07/14/23 09:45	
1,2,4-Trichlorobenzene	ug/L	ND	5.0	07/14/23 09:45	
1,2,4-Trimethylbenzene	ug/L	ND	5.0	07/14/23 09:45	
1,2-Dibromoethane (EDB)	ug/L	ND	5.0	07/14/23 09:45	
1,2-Dichlorobenzene	ug/L	ND	5.0	07/14/23 09:45	
1,2-Dichloroethane	ug/L	ND	5.0	07/14/23 09:45	
1,2-Dichloropropane	ug/L	ND	5.0	07/14/23 09:45	
1,3,5-Trimethylbenzene	ug/L	ND	5.0	07/14/23 09:45	
1,3-Dichlorobenzene	ug/L	ND	5.0	07/14/23 09:45	
1,3-Dichloropropane	ug/L	ND	5.0	07/14/23 09:45	
1,4-Dichlorobenzene	ug/L	ND	5.0	07/14/23 09:45	
1-Methylnaphthalene	ug/L	ND	10.0	07/14/23 09:45	
2,2-Dichloropropane	ug/L	ND	5.0	07/14/23 09:45	
2-Butanone (MEK)	ug/L	ND	25.0	07/14/23 09:45	
2-Chlorotoluene	ug/L	ND	5.0	07/14/23 09:45	
2-Hexanone	ug/L	ND	25.0	07/14/23 09:45	
2-Methylnaphthalene	ug/L	ND	10.0	07/14/23 09:45	
4-Chlorotoluene	ug/L	ND	5.0	07/14/23 09:45	
4-Methyl-2-pentanone (MIBK)	ug/L	ND	25.0	07/14/23 09:45	
Acetone	ug/L	ND	100	07/14/23 09:45	
Acrolein	ug/L	ND	50.0	07/14/23 09:45	
Acrylonitrile	ug/L	ND	100	07/14/23 09:45	
Benzene	ug/L	ND	5.0	07/14/23 09:45	
Bromobenzene	ug/L	ND	5.0	07/14/23 09:45	
Bromochloromethane	ug/L	ND	5.0	07/14/23 09:45	
Bromodichloromethane	ug/L	ND	5.0	07/14/23 09:45	
Bromoform	ug/L	ND	5.0	07/14/23 09:45	
Bromomethane	ug/L	ND	5.0	07/14/23 09:45	
Carbon disulfide	ug/L	ND	10.0	07/14/23 09:45	

Results presented on this page are in the units indicated by the "Units" column except where an alternate unit is presented to the right of the result.

This report shall not be reproduced, except in full,
without the written consent of Pace Analytical Services, LLC.

Pace Analytical Services, LLC
7726 Moller Road
Indianapolis, IN 46268
(317)228-3100

QUALITY CONTROL DATA

Project: Houghland Canning 3Q2023
Pace Project No.: 50349137

METHOD BLANK: 3409854 Matrix: Water

Associated Lab Samples: 50349137001, 50349137002, 50349137003, 50349137004, 50349137005, 50349137006, 50349137007, 50349137008, 50349137009, 50349137010, 50349137011, 50349137012, 50349137013, 50349137014, 50349137015, 50349137016, 50349137017, 50349137018, 50349137019, 50349137020

Parameter	Units	Blank Result	Reporting Limit	Analyzed	Qualifiers
Carbon tetrachloride	ug/L	ND	5.0	07/14/23 09:45	
Chlorobenzene	ug/L	ND	5.0	07/14/23 09:45	
Chloroethane	ug/L	ND	5.0	07/14/23 09:45	
Chloroform	ug/L	ND	5.0	07/14/23 09:45	
Chloromethane	ug/L	ND	5.0	07/14/23 09:45	
cis-1,2-Dichloroethene	ug/L	ND	5.0	07/14/23 09:45	
cis-1,3-Dichloropropene	ug/L	ND	5.0	07/14/23 09:45	
Dibromochloromethane	ug/L	ND	5.0	07/14/23 09:45	
Dibromomethane	ug/L	ND	5.0	07/14/23 09:45	
Dichlorodifluoromethane	ug/L	ND	5.0	07/14/23 09:45	
Ethyl methacrylate	ug/L	ND	100	07/14/23 09:45	
Ethylbenzene	ug/L	ND	5.0	07/14/23 09:45	
Hexachloro-1,3-butadiene	ug/L	ND	5.0	07/14/23 09:45	
Iodomethane	ug/L	ND	10.0	07/14/23 09:45	
Isopropylbenzene (Cumene)	ug/L	ND	5.0	07/14/23 09:45	
Methyl-tert-butyl ether	ug/L	ND	4.0	07/14/23 09:45	
Methylene Chloride	ug/L	ND	5.0	07/14/23 09:45	
n-Butylbenzene	ug/L	ND	5.0	07/14/23 09:45	
n-Hexane	ug/L	ND	5.0	07/14/23 09:45	
n-Propylbenzene	ug/L	ND	5.0	07/14/23 09:45	
Naphthalene	ug/L	ND	1.2	07/14/23 09:45	
p-Isopropyltoluene	ug/L	ND	5.0	07/14/23 09:45	
sec-Butylbenzene	ug/L	ND	5.0	07/14/23 09:45	
Styrene	ug/L	ND	5.0	07/14/23 09:45	
tert-Butylbenzene	ug/L	ND	5.0	07/14/23 09:45	
Tetrachloroethene	ug/L	ND	5.0	07/14/23 09:45	
Toluene	ug/L	ND	5.0	07/14/23 09:45	
trans-1,2-Dichloroethene	ug/L	ND	5.0	07/14/23 09:45	
trans-1,3-Dichloropropene	ug/L	ND	5.0	07/14/23 09:45	
trans-1,4-Dichloro-2-butene	ug/L	ND	100	07/14/23 09:45	
Trichloroethene	ug/L	ND	5.0	07/14/23 09:45	
Trichlorofluoromethane	ug/L	ND	5.0	07/14/23 09:45	
Vinyl acetate	ug/L	ND	50.0	07/14/23 09:45	
Vinyl chloride	ug/L	ND	2.0	07/14/23 09:45	
Xylene (Total)	ug/L	ND	10.0	07/14/23 09:45	
4-Bromofluorobenzene (S)	%.	100	79-124	07/14/23 09:45	
Dibromofluoromethane (S)	%.	116	82-128	07/14/23 09:45	
Toluene-d8 (S)	%.	95	73-122	07/14/23 09:45	

Results presented on this page are in the units indicated by the "Units" column except where an alternate unit is presented to the right of the result.

This report shall not be reproduced, except in full,
without the written consent of Pace Analytical Services, LLC.

Pace Analytical Services, LLC
7726 Moller Road
Indianapolis, IN 46268
(317)228-3100

QUALITY CONTROL DATA

Project: Houghland Canning 3Q2023
Pace Project No.: 50349137

LABORATORY CONTROL SAMPLE: 3409855

Parameter	Units	Spike Conc.	LCS Result	LCS % Rec	% Rec Limits	Qualifiers
1,1,1-Trichloroethane	ug/L	50	53.7	107	76-127	
1,1,2,2-Tetrachloroethane	ug/L	50	37.0	74	70-126	
1,1-Dichloroethene	ug/L	50	45.6	91	73-133	
1,2,4-Trimethylbenzene	ug/L	50	37.7	75	70-127	
1,2-Dibromoethane (EDB)	ug/L	50	44.0	88	80-126	
1,2-Dichloroethane	ug/L	50	51.4	103	70-124	
1,2-Dichloropropane	ug/L	50	41.6	83	74-128	
Benzene	ug/L	50	41.7	83	74-124	
Chlorobenzene	ug/L	50	42.9	86	77-121	
Chloroform	ug/L	50	46.9	94	75-118	
cis-1,2-Dichloroethene	ug/L	50	42.1	84	76-125	
Ethylbenzene	ug/L	50	43.9	88	74-125	
Isopropylbenzene (Cumene)	ug/L	50	44.6	89	75-126	
Methyl-tert-butyl ether	ug/L	50	45.5	91	74-129	
n-Hexane	ug/L	50	42.2	84	58-131	
Naphthalene	ug/L	50	40.6	81	70-132	
Tetrachloroethene	ug/L	50	45.6	91	73-132	
Toluene	ug/L	50	41.0	82	72-119	
trans-1,2-Dichloroethene	ug/L	50	43.3	87	74-125	
Trichloroethene	ug/L	50	46.9	94	75-127	
Vinyl chloride	ug/L	50	43.3	87	48-133	
Xylene (Total)	ug/L	150	127	84	73-123	
4-Bromofluorobenzene (S)	%.			107	79-124	
Dibromofluoromethane (S)	%.			107	82-128	
Toluene-d8 (S)	%.			99	73-122	

MATRIX SPIKE & MATRIX SPIKE DUPLICATE: 3409856 3409857

Parameter	Units	50349137009 Result	MS Spike Conc.	MSD Spike Conc.	MS Result	MSD Result	MS % Rec	MSD % Rec	% Rec Limits	RPD	Max RPD	Qual
1,1,1-Trichloroethane	ug/L	ND	50	50	63.2	64.7	126	129	63-138	2	20	
1,1,2,2-Tetrachloroethane	ug/L	ND	50	50	44.1	47.1	88	94	58-146	7	20	
1,1-Dichloroethene	ug/L	ND	50	50	49.4	52.2	99	104	65-139	5	20	
1,2,4-Trimethylbenzene	ug/L	ND	50	50	44.0	44.9	88	90	34-144	2	20	
1,2-Dibromoethane (EDB)	ug/L	ND	50	50	52.8	52.1	106	104	64-139	1	20	
1,2-Dichloroethane	ug/L	ND	50	50	63.4	63.1	127	126	55-146	0	20	
1,2-Dichloropropane	ug/L	ND	50	50	48.0	47.7	96	95	66-134	1	20	
Benzene	ug/L	ND	50	50	47.0	48.3	94	97	65-137	3	20	
Chlorobenzene	ug/L	ND	50	50	48.3	50.6	97	101	54-135	5	20	
Chloroform	ug/L	ND	50	50	56.0	57.4	112	115	64-133	3	20	
cis-1,2-Dichloroethene	ug/L	ND	50	50	47.9	48.8	96	98	59-141	2	20	
Ethylbenzene	ug/L	ND	50	50	48.4	50.4	97	101	50-143	4	20	
Isopropylbenzene (Cumene)	ug/L	ND	50	50	50.2	51.9	100	104	36-151	3	20	
Methyl-tert-butyl ether	ug/L	ND	50	50	55.4	56.3	111	113	66-138	2	20	

Results presented on this page are in the units indicated by the "Units" column except where an alternate unit is presented to the right of the result.

This report shall not be reproduced, except in full,
without the written consent of Pace Analytical Services, LLC.

Pace Analytical Services, LLC
7726 Moller Road
Indianapolis, IN 46268
(317)228-3100

QUALITY CONTROL DATA

Project: Houghland Canning 3Q2023
Pace Project No.: 50349137

MATRIX SPIKE & MATRIX SPIKE DUPLICATE: 3409856 3409857

Parameter	Units	50349137009 Result	MS Spike Conc.	MSD Spike Conc.	MS Result	MSD Result	MS % Rec	MSD % Rec	% Rec Limits	RPD	Max RPD	Qual
n-Hexane	ug/L	ND	50	50	53.1	54.4	106	109	53-129	2	20	
Naphthalene	ug/L	ND	50	50	48.3	48.8	97	98	51-135	1	20	
Tetrachloroethene	ug/L	ND	50	50	51.6	53.5	103	107	43-149	3	20	
Toluene	ug/L	ND	50	50	46.1	47.6	90	93	57-137	3	20	
trans-1,2-Dichloroethene	ug/L	ND	50	50	48.3	49.4	97	99	63-133	2	20	
Trichloroethene	ug/L	ND	50	50	53.0	53.3	106	107	52-145	1	20	
Vinyl chloride	ug/L	ND	50	50	46.2	48.5	92	97	43-139	5	20	
Xylene (Total)	ug/L	ND	150	150	142	147	95	98	52-137	4	20	
4-Bromofluorobenzene (S)	%.						103	105	79-124			
Dibromofluoromethane (S)	%.						110	111	82-128			
Toluene-d8 (S)	%.						96	97	73-122			

Results presented on this page are in the units indicated by the "Units" column except where an alternate unit is presented to the right of the result.

This report shall not be reproduced, except in full,
without the written consent of Pace Analytical Services, LLC.

Pace Analytical Services, LLC
7726 Moller Road
Indianapolis, IN 46268
(317)228-3100

QUALITY CONTROL DATA

Project: Houghland Canning 3Q2023
Pace Project No.: 50349137

QC Batch: 743637
QC Batch Method: EPA 5030/8260
Analysis Method: EPA 5030/8260
Analysis Description: 8260 MSV
Laboratory: Pace Analytical Services - Indianapolis
Associated Lab Samples: 50349137021, 50349137022, 50349137023, 50349137024, 50349137025, 50349137026, 50349137027, 50349137028, 50349137029, 50349137030, 50349137031, 50349137032

METHOD BLANK: 3409943
Matrix: Water
Associated Lab Samples: 50349137021, 50349137022, 50349137023, 50349137024, 50349137025, 50349137026, 50349137027, 50349137028, 50349137029, 50349137030, 50349137031, 50349137032

Parameter	Units	Blank Result	Reporting Limit	Analyzed	Qualifiers
1,1,1,2-Tetrachloroethane	ug/L	ND	5.0	07/14/23 19:59	
1,1,1-Trichloroethane	ug/L	ND	5.0	07/14/23 19:59	
1,1,2,2-Tetrachloroethane	ug/L	ND	5.0	07/14/23 19:59	
1,1,2-Trichloroethane	ug/L	ND	5.0	07/14/23 19:59	
1,1-Dichloroethane	ug/L	ND	5.0	07/14/23 19:59	
1,1-Dichloroethene	ug/L	ND	5.0	07/14/23 19:59	
1,1-Dichloropropene	ug/L	ND	5.0	07/14/23 19:59	
1,2,3-Trichlorobenzene	ug/L	ND	5.0	07/14/23 19:59	
1,2,3-Trichloropropane	ug/L	ND	5.0	07/14/23 19:59	
1,2,4-Trichlorobenzene	ug/L	ND	5.0	07/14/23 19:59	
1,2,4-Trimethylbenzene	ug/L	ND	5.0	07/14/23 19:59	
1,2-Dibromoethane (EDB)	ug/L	ND	5.0	07/14/23 19:59	
1,2-Dichlorobenzene	ug/L	ND	5.0	07/14/23 19:59	
1,2-Dichloroethane	ug/L	ND	5.0	07/14/23 19:59	
1,2-Dichloropropane	ug/L	ND	5.0	07/14/23 19:59	
1,3,5-Trimethylbenzene	ug/L	ND	5.0	07/14/23 19:59	
1,3-Dichlorobenzene	ug/L	ND	5.0	07/14/23 19:59	
1,3-Dichloropropane	ug/L	ND	5.0	07/14/23 19:59	
1,4-Dichlorobenzene	ug/L	ND	5.0	07/14/23 19:59	
1-Methylnaphthalene	ug/L	ND	10.0	07/14/23 19:59	
2,2-Dichloropropane	ug/L	ND	5.0	07/14/23 19:59	
2-Butanone (MEK)	ug/L	ND	25.0	07/14/23 19:59	
2-Chlorotoluene	ug/L	ND	5.0	07/14/23 19:59	
2-Hexanone	ug/L	ND	25.0	07/14/23 19:59	
2-Methylnaphthalene	ug/L	ND	10.0	07/14/23 19:59	
4-Chlorotoluene	ug/L	ND	5.0	07/14/23 19:59	
4-Methyl-2-pentanone (MIBK)	ug/L	ND	25.0	07/14/23 19:59	
Acetone	ug/L	ND	100	07/14/23 19:59	
Acrolein	ug/L	ND	50.0	07/14/23 19:59	
Acrylonitrile	ug/L	ND	100	07/14/23 19:59	
Benzene	ug/L	ND	5.0	07/14/23 19:59	
Bromobenzene	ug/L	ND	5.0	07/14/23 19:59	
Bromochloromethane	ug/L	ND	5.0	07/14/23 19:59	
Bromodichloromethane	ug/L	ND	5.0	07/14/23 19:59	
Bromoform	ug/L	ND	5.0	07/14/23 19:59	
Bromomethane	ug/L	ND	5.0	07/14/23 19:59	
Carbon disulfide	ug/L	ND	10.0	07/14/23 19:59	
Carbon tetrachloride	ug/L	ND	5.0	07/14/23 19:59	
Chlorobenzene	ug/L	ND	5.0	07/14/23 19:59	

Results presented on this page are in the units indicated by the "Units" column except where an alternate unit is presented to the right of the result.

This report shall not be reproduced, except in full,
without the written consent of Pace Analytical Services, LLC.

Pace Analytical Services, LLC
7726 Moller Road
Indianapolis, IN 46268
(317)228-3100

QUALITY CONTROL DATA

Project: Houghland Canning 3Q2023
Pace Project No.: 50349137

METHOD BLANK: 3409943 Matrix: Water

Associated Lab Samples: 50349137021, 50349137022, 50349137023, 50349137024, 50349137025, 50349137026, 50349137027, 50349137028, 50349137029, 50349137030, 50349137031, 50349137032

Parameter	Units	Blank Result	Reporting Limit	Analyzed	Qualifiers
Chloroethane	ug/L	ND	5.0	07/14/23 19:59	
Chloroform	ug/L	ND	5.0	07/14/23 19:59	
Chloromethane	ug/L	ND	5.0	07/14/23 19:59	
cis-1,2-Dichloroethene	ug/L	ND	5.0	07/14/23 19:59	
cis-1,3-Dichloropropene	ug/L	ND	5.0	07/14/23 19:59	
Dibromochloromethane	ug/L	ND	5.0	07/14/23 19:59	
Dibromomethane	ug/L	ND	5.0	07/14/23 19:59	
Dichlorodifluoromethane	ug/L	ND	5.0	07/14/23 19:59	
Ethyl methacrylate	ug/L	ND	100	07/14/23 19:59	
Ethylbenzene	ug/L	ND	5.0	07/14/23 19:59	
Hexachloro-1,3-butadiene	ug/L	ND	5.0	07/14/23 19:59	
Iodomethane	ug/L	ND	10.0	07/14/23 19:59	
Isopropylbenzene (Cumene)	ug/L	ND	5.0	07/14/23 19:59	
Methyl-tert-butyl ether	ug/L	ND	4.0	07/14/23 19:59	
Methylene Chloride	ug/L	ND	5.0	07/14/23 19:59	
n-Butylbenzene	ug/L	ND	5.0	07/14/23 19:59	
n-Hexane	ug/L	ND	5.0	07/14/23 19:59	
n-Propylbenzene	ug/L	ND	5.0	07/14/23 19:59	
Naphthalene	ug/L	ND	1.2	07/14/23 19:59	
p-Isopropyltoluene	ug/L	ND	5.0	07/14/23 19:59	
sec-Butylbenzene	ug/L	ND	5.0	07/14/23 19:59	
Styrene	ug/L	ND	5.0	07/14/23 19:59	
tert-Butylbenzene	ug/L	ND	5.0	07/14/23 19:59	
Tetrachloroethene	ug/L	ND	5.0	07/14/23 19:59	
Toluene	ug/L	ND	5.0	07/14/23 19:59	
trans-1,2-Dichloroethene	ug/L	ND	5.0	07/14/23 19:59	
trans-1,3-Dichloropropene	ug/L	ND	5.0	07/14/23 19:59	
trans-1,4-Dichloro-2-butene	ug/L	ND	100	07/14/23 19:59	
Trichloroethene	ug/L	ND	5.0	07/14/23 19:59	
Trichlorofluoromethane	ug/L	ND	5.0	07/14/23 19:59	
Vinyl acetate	ug/L	ND	50.0	07/14/23 19:59	
Vinyl chloride	ug/L	ND	2.0	07/14/23 19:59	
Xylene (Total)	ug/L	ND	10.0	07/14/23 19:59	
4-Bromofluorobenzene (S)	%.	100	79-124	07/14/23 19:59	
Dibromofluoromethane (S)	%.	121	82-128	07/14/23 19:59	
Toluene-d8 (S)	%.	96	73-122	07/14/23 19:59	

LABORATORY CONTROL SAMPLE: 3409944

Parameter	Units	Spike Conc.	LCS Result	LCS % Rec	% Rec Limits	Qualifiers
1,1,1,2-Tetrachloroethane	ug/L	50	56.8	114	81-130	
1,1,1-Trichloroethane	ug/L	50	65.0	130	76-127	L1
1,1,2,2-Tetrachloroethane	ug/L	50	43.4	87	70-126	

Results presented on this page are in the units indicated by the "Units" column except where an alternate unit is presented to the right of the result.

REPORT OF LABORATORY ANALYSIS

This report shall not be reproduced, except in full,
without the written consent of Pace Analytical Services, LLC.

Pace Analytical Services, LLC
7726 Moller Road
Indianapolis, IN 46268
(317)228-3100

QUALITY CONTROL DATA

Project: Houghland Canning 3Q2023
Pace Project No.: 50349137

LABORATORY CONTROL SAMPLE: 3409944

Parameter	Units	Spike Conc.	LCS Result	LCS % Rec	% Rec Limits	Qualifiers
1,1,2-Trichloroethane	ug/L	50	49.4	99	79-124	
1,1-Dichloroethane	ug/L	50	50.1	100	76-123	
1,1-Dichloroethene	ug/L	50	50.4	101	73-133	
1,1-Dichloropropene	ug/L	50	58.5	117	78-144	
1,2,3-Trichlorobenzene	ug/L	50	48.2	96	72-138	
1,2,3-Trichloropropane	ug/L	50	51.8	104	75-121	
1,2,4-Trichlorobenzene	ug/L	50	43.7	87	71-138	
1,2,4-Trimethylbenzene	ug/L	50	43.9	88	70-127	
1,2-Dibromoethane (EDB)	ug/L	50	52.7	105	80-126	
1,2-Dichlorobenzene	ug/L	50	46.8	94	79-123	
1,2-Dichloroethane	ug/L	50	63.7	127	70-124	L1
1,2-Dichloropropane	ug/L	50	46.7	93	74-128	
1,3,5-Trimethylbenzene	ug/L	50	44.5	89	71-124	
1,3-Dichlorobenzene	ug/L	50	46.6	93	77-124	
1,3-Dichloropropane	ug/L	50	51.3	103	77-126	
1,4-Dichlorobenzene	ug/L	50	45.6	91	77-120	
1-Methylnaphthalene	ug/L	50	65.5	131	49-175	
2,2-Dichloropropane	ug/L	50	56.7	113	65-136	
2-Butanone (MEK)	ug/L	250	262	105	59-134	
2-Chlorotoluene	ug/L	50	46.3	93	74-121	
2-Hexanone	ug/L	250	264	106	63-134	
2-Methylnaphthalene	ug/L	50	63.9	128	52-170	
4-Chlorotoluene	ug/L	50	45.7	91	78-123	
4-Methyl-2-pentanone (MIBK)	ug/L	250	270	108	67-133	
Acetone	ug/L	250	295	118	32-133	
Acrolein	ug/L	1000	866	87	35-166	
Acrylonitrile	ug/L	250	254	102	69-137	
Benzene	ug/L	50	47.5	95	74-124	
Bromobenzene	ug/L	50	49.1	98	76-122	
Bromochloromethane	ug/L	50	54.6	109	66-127	
Bromodichloromethane	ug/L	50	59.8	120	80-126	
Bromoform	ug/L	50	53.2	106	75-128	
Bromomethane	ug/L	50	53.3	107	10-183	
Carbon disulfide	ug/L	50	48.1	96	68-123	
Carbon tetrachloride	ug/L	50	67.8	136	78-132	L1
Chlorobenzene	ug/L	50	49.4	99	77-121	
Chloroethane	ug/L	50	36.2	72	43-140	
Chloroform	ug/L	50	56.9	114	75-118	
Chloromethane	ug/L	50	48.3	97	45-130	
cis-1,2-Dichloroethene	ug/L	50	47.6	95	76-125	
cis-1,3-Dichloropropene	ug/L	50	52.5	105	76-132	
Dibromochloromethane	ug/L	50	58.1	116	79-130	
Dibromomethane	ug/L	50	53.0	106	79-124	
Dichlorodifluoromethane	ug/L	50	46.9	94	10-124	
Ethyl methacrylate	ug/L	50	46.4J	93	73-137	
Ethylbenzene	ug/L	50	49.5	99	74-125	
Hexachloro-1,3-butadiene	ug/L	50	49.3	99	66-141	

Results presented on this page are in the units indicated by the "Units" column except where an alternate unit is presented to the right of the result.

This report shall not be reproduced, except in full,
without the written consent of Pace Analytical Services, LLC.

Pace Analytical Services, LLC
7726 Moller Road
Indianapolis, IN 46268
(317)228-3100

QUALITY CONTROL DATA

Project: Houghland Canning 3Q2023
Pace Project No.: 50349137

LABORATORY CONTROL SAMPLE: 3409944

Parameter	Units	Spike Conc.	LCS Result	LCS % Rec	% Rec Limits	Qualifiers
Iodomethane	ug/L	50	53.1	106	10-160	
Isopropylbenzene (Cumene)	ug/L	50	51.2	102	75-126	
Methyl-tert-butyl ether	ug/L	50	55.4	111	74-129	
Methylene Chloride	ug/L	50	48.0	96	77-126	
n-Butylbenzene	ug/L	50	43.3	87	72-131	
n-Hexane	ug/L	50	52.6	105	58-131	
n-Propylbenzene	ug/L	50	45.2	90	76-127	
Naphthalene	ug/L	50	48.5	97	70-132	
p-Isopropyltoluene	ug/L	50	44.6	89	76-126	
sec-Butylbenzene	ug/L	50	46.5	93	76-129	
Styrene	ug/L	50	49.5	99	81-129	
tert-Butylbenzene	ug/L	50	53.1	106	76-129	
Tetrachloroethene	ug/L	50	53.4	107	73-132	
Toluene	ug/L	50	48.2	96	72-119	
trans-1,2-Dichloroethene	ug/L	50	48.6	97	74-125	
trans-1,3-Dichloropropene	ug/L	50	55.5	111	75-132	
trans-1,4-Dichloro-2-butene	ug/L	50	57.7J	115	66-152	
Trichloroethene	ug/L	50	54.6	109	75-127	
Trichlorofluoromethane	ug/L	50	67.5	135	64-136	
Vinyl acetate	ug/L	200	220	110	62-159	
Vinyl chloride	ug/L	50	47.9	96	48-133	
Xylene (Total)	ug/L	150	146	97	73-123	
4-Bromofluorobenzene (S)	%.			105	79-124	
Dibromofluoromethane (S)	%.			111	82-128	
Toluene-d8 (S)	%.			99	73-122	

MATRIX SPIKE & MATRIX SPIKE DUPLICATE: 3409945 3409946

Parameter	Units	50349137021 Result	MS Spike Conc.	MSD Spike Conc.	MS Result	MSD Result	MS % Rec	MSD % Rec	% Rec Limits	RPD	Max RPD	Qual
1,1,1,2-Tetrachloroethane	ug/L	ND	50	50	58.3	58.5	117	117	60-150	0	20	
1,1,1-Trichloroethane	ug/L	ND	50	50	68.7	67.4	137	135	63-138	2	20	
1,1,2,2-Tetrachloroethane	ug/L	ND	50	50	43.1	45.0	86	90	58-146	4	20	
1,1,2-Trichloroethane	ug/L	ND	50	50	51.2	48.0	102	96	63-142	6	20	
1,1-Dichloroethane	ug/L	ND	50	50	52.5	51.4	105	103	64-138	2	20	
1,1-Dichloroethene	ug/L	ND	50	50	52.2	51.7	104	103	65-139	1	20	
1,1-Dichloropropene	ug/L	ND	50	50	59.2	58.1	118	116	68-155	2	20	
1,2,3-Trichlorobenzene	ug/L	ND	50	50	47.1	49.0	94	98	32-141	4	20	
1,2,3-Trichloropropane	ug/L	ND	50	50	50.0	49.3	100	99	54-144	1	20	
1,2,4-Trichlorobenzene	ug/L	ND	50	50	41.9	43.5	84	87	31-140	4	20	
1,2,4-Trimethylbenzene	ug/L	ND	50	50	43.3	43.2	87	86	34-144	0	20	
1,2-Dibromoethane (EDB)	ug/L	ND	50	50	53.8	52.8	108	106	64-139	2	20	
1,2-Dichlorobenzene	ug/L	ND	50	50	46.1	47.1	92	94	50-136	2	20	
1,2-Dichloroethane	ug/L	ND	50	50	65.9	64.5	132	129	55-146	2	20	
1,2-Dichloropropane	ug/L	ND	50	50	49.7	49.4	99	99	66-134	0	20	

Results presented on this page are in the units indicated by the "Units" column except where an alternate unit is presented to the right of the result.

This report shall not be reproduced, except in full,
without the written consent of Pace Analytical Services, LLC.

Pace Analytical Services, LLC
7726 Moller Road
Indianapolis, IN 46268
(317)228-3100

QUALITY CONTROL DATA

Project: Houghland Canning 3Q2023
Pace Project No.: 50349137

MATRIX SPIKE & MATRIX SPIKE DUPLICATE: 3409945 3409946

Parameter	Units	50349137021 Result	MS Spike Conc.	MSD Spike Conc.	MS Result	MSD Result	MS % Rec	MSD % Rec	% Rec Limits	RPD	Max RPD	Qual
1,3,5-Trimethylbenzene	ug/L	ND	50	50	43.9	45.4	88	91	29-151	3	20	
1,3-Dichlorobenzene	ug/L	ND	50	50	45.8	46.5	92	93	47-133	2	20	
1,3-Dichloropropane	ug/L	ND	50	50	52.3	51.5	105	103	61-144	1	20	
1,4-Dichlorobenzene	ug/L	ND	50	50	44.1	45.5	88	91	50-131	3	20	
1-Methylnaphthalene	ug/L	ND	50	50	63.1	64.6	126	129	20-176	2	20	
2,2-Dichloropropane	ug/L	ND	50	50	59.4	60.1	119	120	33-146	1	20	
2-Butanone (MEK)	ug/L	ND	250	250	269	263	108	105	45-155	2	20	
2-Chlorotoluene	ug/L	ND	50	50	45.9	46.3	92	93	43-142	1	20	
2-Hexanone	ug/L	ND	250	250	264	252	106	101	48-157	5	20	
2-Methylnaphthalene	ug/L	ND	50	50	60.8	63.2	121	126	21-175	4	20	
4-Chlorotoluene	ug/L	ND	50	50	45.1	46.0	90	92	47-137	2	20	
4-Methyl-2-pentanone (MIBK)	ug/L	ND	250	250	276	262	110	105	53-156	5	20	
Acetone	ug/L	ND	250	250	306	289	122	116	16-162	6	20	
Acrolein	ug/L	ND	1000	1000	750	742	75	74	39-184	1	20	
Acrylonitrile	ug/L	ND	250	250	268	254	107	101	58-140	5	20	
Benzene	ug/L	ND	50	50	50.0	48.5	100	97	65-137	3	20	
Bromobenzene	ug/L	ND	50	50	49.7	49.3	99	99	56-137	1	20	
Bromochloromethane	ug/L	ND	50	50	57.9	56.0	116	112	56-139	3	20	
Bromodichloromethane	ug/L	ND	50	50	62.5	61.3	125	123	61-149	2	20	
Bromoform	ug/L	ND	50	50	55.0	53.9	110	108	51-138	2	20	
Bromomethane	ug/L	ND	50	50	52.1	53.0	104	106	10-169	2	20	
Carbon disulfide	ug/L	ND	50	50	47.9	47.8	96	96	55-126	0	20	
Carbon tetrachloride	ug/L	ND	50	50	72.7	69.8	145	140	65-156	4	20	
Chlorobenzene	ug/L	ND	50	50	50.0	49.6	100	99	54-135	1	20	
Chloroethane	ug/L	ND	50	50	47.1	49.2	94	98	46-142	4	20	
Chloroform	ug/L	ND	50	50	59.6	58.7	119	117	64-133	2	20	
Chloromethane	ug/L	ND	50	50	49.3	51.0	99	102	30-139	3	20	
cis-1,2-Dichloroethene	ug/L	57.3	50	50	98.5	97.6	82	81	59-141	1	20	
cis-1,3-Dichloropropene	ug/L	ND	50	50	51.2	52.3	102	105	57-141	2	20	
Dibromochloromethane	ug/L	ND	50	50	60.9	59.7	122	119	59-147	2	20	
Dibromomethane	ug/L	ND	50	50	56.3	55.3	113	111	64-142	2	20	
Dichlorodifluoromethane	ug/L	ND	50	50	35.7	51.1	71	102	10-144	35	20	R1
Ethyl methacrylate	ug/L	ND	50	50	46.9J	45.4J	94	91	58-147		20	
Ethylbenzene	ug/L	ND	50	50	49.8	49.9	99	100	50-143	0	20	
Hexachloro-1,3-butadiene	ug/L	ND	50	50	46.4	47.5	93	95	16-155	2	20	
Iodomethane	ug/L	ND	50	50	55.1	54.3	110	109	10-154	2	20	
Isopropylbenzene (Cumene)	ug/L	ND	50	50	52.5	52.2	105	104	36-151	0	20	
Methyl-tert-butyl ether	ug/L	ND	50	50	57.3	56.0	115	112	66-138	2	20	
Methylene Chloride	ug/L	ND	50	50	49.4	48.2	99	96	53-126	3	20	
n-Butylbenzene	ug/L	ND	50	50	40.4	42.2	81	84	31-142	4	20	
n-Hexane	ug/L	ND	50	50	54.8	54.4	110	109	53-129	1	20	
n-Propylbenzene	ug/L	ND	50	50	44.0	45.4	88	91	39-145	3	20	
Naphthalene	ug/L	ND	50	50	47.3	49.0	95	98	51-135	4	20	
p-Isopropyltoluene	ug/L	ND	50	50	43.7	44.9	87	90	38-145	3	20	

Results presented on this page are in the units indicated by the "Units" column except where an alternate unit is presented to the right of the result.

This report shall not be reproduced, except in full,
without the written consent of Pace Analytical Services, LLC.

Pace Analytical Services, LLC
7726 Moller Road
Indianapolis, IN 46268
(317)228-3100

QUALITY CONTROL DATA

Project: Houghland Canning 3Q2023
Pace Project No.: 50349137

MATRIX SPIKE & MATRIX SPIKE DUPLICATE: 3409945 3409946

Parameter	Units	50349137021 Result	MS Spike Conc.	MSD Spike Conc.	MS Result	MSD Result	MS % Rec	MSD % Rec	% Rec Limits	RPD	Max RPD	Qual
sec-Butylbenzene	ug/L	ND	50	50	46.3	47.3	93	95	33-153	2	20	
Styrene	ug/L	ND	50	50	45.4	45.5	91	91	57-141	0	20	
tert-Butylbenzene	ug/L	ND	50	50	47.6	49.2	95	98	45-145	3	20	
Tetrachloroethene	ug/L	ND	50	50	53.5	53.6	107	107	43-149	0	20	
Toluene	ug/L	ND	50	50	49.0	48.6	94	93	57-137	1	20	
trans-1,2-Dichloroethene	ug/L	ND	50	50	50.8	50.8	99	99	63-133	0	20	
trans-1,3-Dichloropropene	ug/L	ND	50	50	55.9	55.7	112	111	56-140	0	20	
trans-1,4-Dichloro-2-butene	ug/L	ND	50	50	59.9J	55.6J	120	111	36-169		20	
Trichloroethene	ug/L	ND	50	50	54.9	53.8	110	108	52-145	2	20	
Trichlorofluoromethane	ug/L	ND	50	50	70.8	70.5	142	141	52-144	0	20	
Vinyl acetate	ug/L	ND	200	200	181	171	90	86	27-179	5	20	
Vinyl chloride	ug/L	40.7	50	50	77.1	80.4	73	79	43-139	4	20	
Xylene (Total)	ug/L	ND	150	150	147	145	98	97	52-137	1	20	
4-Bromofluorobenzene (S)	%.						106	104	79-124			
Dibromofluoromethane (S)	%.						111	110	82-128			
Toluene-d8 (S)	%.						98	96	73-122			

Results presented on this page are in the units indicated by the "Units" column except where an alternate unit is presented to the right of the result.

This report shall not be reproduced, except in full,
without the written consent of Pace Analytical Services, LLC.

Pace Analytical Services, LLC
7726 Moller Road
Indianapolis, IN 46268
(317)228-3100

QUALIFIERS

Project: Houghland Canning 3Q2023
Pace Project No.: 50349137

DEFINITIONS

DF - Dilution Factor, if reported, represents the factor applied to the reported data due to dilution of the sample aliquot.

ND - Not Detected at or above adjusted reporting limit.

TNTC - Too Numerous To Count

J - Estimated concentration above the adjusted method detection limit and below the adjusted reporting limit.

MDL - Adjusted Method Detection Limit.

PQL - Practical Quantitation Limit.

RL - Reporting Limit - The lowest concentration value that meets project requirements for quantitative data with known precision and bias for a specific analyte in a specific matrix.

S - Surrogate

1,2-Diphenylhydrazine decomposes to and cannot be separated from Azobenzene using Method 8270. The result for each analyte is a combined concentration.

Consistent with EPA guidelines, unrounded data are displayed and have been used to calculate % recovery and RPD values.

LCS(D) - Laboratory Control Sample (Duplicate)

MS(D) - Matrix Spike (Duplicate)

DUP - Sample Duplicate

RPD - Relative Percent Difference

NC - Not Calculable.

SG - Silica Gel - Clean-Up

U - Indicates the compound was analyzed for, but not detected.

N-Nitrosodiphenylamine decomposes and cannot be separated from Diphenylamine using Method 8270. The result reported for each analyte is a combined concentration.

Reported results are not rounded until the final step prior to reporting. Therefore, calculated parameters that are typically reported as "Total" may vary slightly from the sum of the reported component parameters.

Pace Analytical is TNI accredited. Contact your Pace PM for the current list of accredited analytes.

TNI - The NELAC Institute.

ANALYTE QUALIFIERS

L1	Analyte recovery in the laboratory control sample (LCS) was above QC limits. Results for this analyte in associated samples may be biased high.
R1	RPD value was outside control limits.

This report shall not be reproduced, except in full,
without the written consent of Pace Analytical Services, LLC.

Pace Analytical Services, LLC
7726 Moller Road
Indianapolis, IN 46268
(317)228-3100

QUALITY CONTROL DATA CROSS REFERENCE TABLE

Project: Houghland Canning 3Q2023
Pace Project No.: 50349137

Lab ID	Sample ID	QC Batch Method	QC Batch	Analytical Method	Analytical Batch
50349137001	**MW-11**	EPA 5030/8260	743607		
50349137002	**MW-24**	EPA 5030/8260	743607		
50349137003	**MW-29**	EPA 5030/8260	743607		
50349137004	**MW-29D**	EPA 5030/8260	743607		
50349137005	**MW-30**	EPA 5030/8260	743607		
50349137006	**MW-37**	EPA 5030/8260	743607		
50349137007	**MW-39**	EPA 5030/8260	743607		
50349137008	**MW-40**	EPA 5030/8260	743607		
50349137009	**MW-43**	EPA 5030/8260	743607		
50349137010	**MW-43D**	EPA 5030/8260	743607		
50349137011	**DUP-1**	EPA 5030/8260	743607		
50349137012	**MW-32**	EPA 5030/8260	743607		
50349137013	**MW-26**	EPA 5030/8260	743607		
50349137014	**MW-33**	EPA 5030/8260	743607		
50349137015	**MW-33D**	EPA 5030/8260	743607		
50349137016	**MW-22**	EPA 5030/8260	743607		
50349137017	**MW-22D**	EPA 5030/8260	743607		
50349137018	**MW-23**	EPA 5030/8260	743607		
50349137019	**MW-42**	EPA 5030/8260	743607		
50349137020	**MW-42D**	EPA 5030/8260	743607		
50349137021	**MW-46I**	EPA 5030/8260	743637		
50349137022	**MW-12**	EPA 5030/8260	743637		
50349137023	**MW-12D**	EPA 5030/8260	743637		
50349137024	**MW-14**	EPA 5030/8260	743637		
50349137025	**MW-14D**	EPA 5030/8260	743637		
50349137026	**MW-15**	EPA 5030/8260	743637		
50349137027	**MW-15D**	EPA 5030/8260	743637		
50349137028	**MW-36**	EPA 5030/8260	743637		
50349137029	**MW-41**	EPA 5030/8260	743637		
50349137030	**MW-41D**	EPA 5030/8260	743637		
50349137031	**DUP-2**	EPA 5030/8260	743637		
50349137032	**Trip Blank**	EPA 5030/8260	743637		

This report shall not be reproduced, except in full,
without the written consent of Pace Analytical Services, LLC.

Pace Analytical
WWW.PACELABS.COM

CHAIN-OF-CUSTODY / Analytical Request Docu

The Chain-of-Custody is a LEGAL DOCUMENT. All relevant fields must be

WO# : 50349137

50349137

Section A Required Client Information:		Section B Required Project Information:		Section C Invoice Information:	
Company:	Patriot_Indianapolis	Report To:	James Cody	Attention:	
Address:	6150 E 75th St	Copy To:		Company Name:	Patriot
	Indianapolis, IN 46250			Address:	
Email:	jcody@patrioteng.com	Purchase Order #:	21-1359-01E	Pace Quote:	
Phone:	(317)576-8058 Fax:	Project Name:	Houghland Canning 3Q2023	Pace Project Manager:	tina.sayer@pacelabs.com,
Requested Due Date:	10 day TAT	Project #:		Pace Profile #:	6950-8

Regulatory Agency	
State / Location	
	IN

Requested Analysis Filtered (Y/N)

ITEM #	SAMPLE ID (One Character per box. (A-Z, 0-9 / , -) Sample Ids must be unique)	MATRIX CODE (see valid codes to left)	SAMPLE TYPE (G=GRAB C=COMP)	COLLECTED START DATE	COLLECTED START TIME	COLLECTED END DATE	COLLECTED END TIME	SAMPLE TEMP AT COLLECTION	# OF CONTAINERS	Unpreserved	H2SO4	HNO3	HCl	NaOH	Na2S2O3	Methanol	Other	Analyses Test Y/N	VOC by 8260	Residual Chlorine (Y/N)	
1	MW-11	WT	G	7.7.23	1231				3				3						Y		001
2	MW-24				751				3				3						Y		002
3	MW-29				1303				3				3						Y		003
4	MW-29D				1335				3				3						Y		004
5	MW-30				1202				3				3						Y		005
6	MW-37				826				3				3						Y		006
7	MW-39				905				3				3						Y		007
8	MW-40				1050				3				3						Y		008
9	MW-43				1045				3				3						Y		009
10	MW-43D				1107				3				3						Y		010
11	MW-43 MS				1045				3				3						Y		
12	MW-43MSD				1045				3				3						Y		

ADDITIONAL COMMENTS	RELINQUISHED BY / AFFILIATION	DATE	TIME	ACCEPTED BY / AFFILIATION	DATE	TIME	SAMPLE CONDITIONS			
	Kilauren Driscoll/Patriot	7.12.23	1436		7/12	1436	1.1	Y	N	Y
	Kilen Durl									

Pace Analytical
WWW.PACELABS.COM

CHAIN-OF-CUSTODY / Analytical Request Document

The Chain-of-Custody is a LEGAL DOCUMENT. All relevant fields must be completed accurately.

Section A — Required Client Information:

Company:	Patriot_Indianapolis
Address:	6150 E 75th St
	Indianapolis, IN 46250
Email:	jcody@patrioteng.com
Phone:	(317)576-8058 Fax:
Requested Due Date:	10 day TAT

Section B — Required Project Information:

Report To:	James Cody
Copy To:	
Purchase Order #:	21-1359-01E
Project Name:	Houghland Canning 3Q2023
Project #:	

Section C — Invoice Information:

Attention:	
Company Name:	Patriot
Address:	
Pace Quote:	
Pace Project Manager:	tina.sayer@pacelabs.com,
Pace Profile #:	6950-8

Regulatory Agency	State / Location
	IN

MATRIX CODE: Drinking Water DW; Water WT; Waste Water WW; Product P; Soil/Solid SL; Oil OL; Wipe WP; Air AR; Other OT; Tissue TS

ITEM #	SAMPLE ID (One Character per box. (A-Z, 0-9 / , -) Sample Ids must be unique)	MATRIX CODE (see valid codes to left)	SAMPLE TYPE (G=GRAB C=COMP)	COLLECTED START DATE	COLLECTED START TIME	COLLECTED END DATE	COLLECTED END TIME	SAMPLE TEMP AT COLLECTION	# OF CONTAINERS	Preservatives: Unpreserved	H2SO4	HNO3	HCl	NaOH	Na2S2O3	Methanol	Other	Analyses Test (Y/N): VOC by 8260	Residual Chlorine (Y/N)	
1	DUP-1	WT	G	7.7.23	—				3				3					Y		011
2	MW-32			7.10.23	867				3				3					Y		012
3	MW-26				730				3				3					Y		013
4	MW-33				919				3				3					Y		014
5	MW-33D				842				3				3					Y		015
6	MW-22			7.11.23	1325				3				3					Y		016
7	MW-22D				1350				3				3					Y		017
8	MW-23				940				3				3					Y		018
9	MW-42				1211				3				3					Y		019
10	MW-42D				1245				3				3					Y		020
11	MW-46I				1055				3				3					Y		021
12	MW-46I MS				1055				3				3					Y		

ADDITIONAL COMMENTS	RELINQUISHED BY / AFFILIATION	DATE	TIME	ACCEPTED BY / AFFILIATION	DATE	TIME	SAMPLE CONDITIONS			
	Kilauren Driscoll / Patriot	7.12.23	1436		7/12	1436	6.1	Y	2	Y
	Kilauren Driscoll									

Pace Analytical
WWW.PACELABS.COM

CHAIN-OF-CUSTODY / Analytical Request Document

The Chain-of-Custody is a LEGAL DOCUMENT. All relevant fields must be completed accurately.

Page : 3 Of 3

Section A
Required Client Information:

Company:	Patriot_Indianapolis
Address:	6150 E 75th St
	Indianapolis, IN 46250
Email:	jcody@patrioteng.com
Phone:	(317)576-8058 Fax:
Requested Due Date:	10 day TAT

Section B
Required Project Information:

Report To:	James Cody
Copy To:	
Purchase Order #:	21-1359-01E
Project Name:	Houghland Canning 3Q2023
Project #:	

Section C
Invoice Information:

Attention:	
Company Name:	Patriot
Address:	
Pace Quote:	
Pace Project Manager:	tina.sayer@pacelabs.com,
Pace Profile #:	6950-8

Regulatory Agency	
State / Location	
	IN

SAMPLE ID
One Character per box.
(A-Z, 0-9 / , -)
Sample Ids must be unique

MATRIX	CODE
Drinking Water	DW
Water	WT
Waste Water	WW
Product	P
Soil/Solid	SL
Oil	OL
Wipe	WP
Air	AR
Other	OT
Tissue	TS

ITEM #	SAMPLE ID	MATRIX CODE (see valid codes to left)	SAMPLE TYPE (G=GRAB C=COMP)	COLLECTED START DATE	COLLECTED START TIME	COLLECTED END DATE	COLLECTED END TIME	SAMPLE TEMP AT COLLECTION	# OF CONTAINERS	Preservatives: Unpreserved	H2SO4	HNO3	HCl	NaOH	Na2S2O3	Methanol	Other	Analyses Test Y/N	VOC by 8260	Residual Chlorine (Y/N)	
1	MW-46I MSD	WT	G	7.11.23	1055				3				3						Y		
2	MW-12			7.12.23	1230				3				3						Y		022
3	MW-12D				1203				3				3						Y		023
4	MW-14				823				3				3						Y		024
5	MW-14D				752				3				3						Y		025
6	MW-15				910				3				3						Y		026
7	MW-15D				943				3				3						Y		027
8	MW-36				1034				3				3						Y		028
9	MW-41				1133				3				3						Y		029
10	MW-41D				1104				3				3						Y		030
11	DUP-2				—				3				3						Y		031
12	Trip Blank			—	—				3				3						Y		032

ADDITIONAL COMMENTS	RELINQUISHED BY / AFFILIATION	DATE	TIME	ACCEPTED BY / AFFILIATION	DATE	TIME	SAMPLE CONDITIONS			
	Klaurren Driscoll / Patriot	7/12/23	1436		7/12	1436	1.1	Y	N	Y
	Kilan Bunell									

Pace

SAMPLE CONDITION UPON RECEIPT FORM

Date/Time and Initials of person examining contents: 7/12/23 1505 SMK

1. Courier: ☐ FED EX ☐ UPS ☒ CLIENT ☐ PACE ☐ NOW/JETT ☐ OTHER _____

2. Custody Seal on Cooler/Box Present: ☐ Yes ☒ No

(If yes)Seals Intact: ☐ Yes ☐ No **(leave blank if no seals were present)**

3. Thermometer: 1 2 3 4 5 6 7 8 A B C D E F G H

4. Cooler Temperature(s): 1.1/1.1 | | | |

(Initial/Corrected) **RECORD TEMPS OF ALL COOLERS RECEIVED (use Comments below to add more)**

5. Packing Material: ☐ Bubble Wrap ☒ Bubble Bags ☐ None ☐ Other _____

6. Ice Type: ☒ Wet ☐ Blue ☐ None

7. If temp. is over 6°C or under 0°C, was the PM notified?: ☐ Yes ☐ No

Cooler temp should be above freezing to 6°C

All discrepancies will be written out in the comments section below.

	Yes	No		Yes	No	N/A
USDA Regulated Soils? (HI, ID, NY, WA, OR,CA, NM, TX, OK, AR, LA, TN, AL, MS, NC, SC, GA, FL, or Puerto Rico)		✓	All containers needing acid/base preservation have been pH CHECKED?: **Exceptions: VOA, coliform, LLHg, O&G, RAD CHEM, and any container with a septum cap or preserved with HCl.** **Circle:** **HNO3 (<2) H2SO4 (<2) NaOH (>10) NaOH/ZnAc (>9)** Any non-conformance to pH recommendations will be noted on the container count form			✓
Short Hold Time Analysis (48 hours or less)? Analysis:		✓				
Time 5035A TC placed in Freezer or Short Holds To Lab	Time:			Present	Absent	N/A
			Residual Chlorine Check (SVOC 625 Pest/PCB 608)			✓
Rush TAT Requested (4 days or less):		✓	Residual Chlorine Check (Total/Amenable/Free Cyanide)			✓
Custody Signatures Present?	✓		Headspace Wisconsin Sulfide?			✓
			Headspace in VOA Vials (>6mm):	Present	Absent	No VOA Vials Sent
Containers Intact?:	✓		See Containter Count form for details		✓	
Sample Label (IDs/Dates/Times) Match COC?: Except TCs, which only require sample ID	✓		Trip Blank Present?	✓		
Extra labels on Terracore Vials? (soils only)		✓	Trip Blank Custody Seals?:	✓		

COMMENTS:

COC PAGE 1 of 3

Sample Container Count

** Place a RED dot on containers that are out of conformance **

COC Line Item	WGFU	WGKU BG1U	MeOH (only) SBS DI R	DG9H VG9H	VOA VIAL HS >6mm	VG9U DG9U	VG9T	AMBER GLASS AG0U	AG1H	AG1U	AG3U	AG3S	AG3SF	AG3B	PLASTIC BP1U	BP1N	BP2U	BP3U	BP3N	BP3F	BP3S	BP3B	BP3Z	OTHER CG3H	CG3F	Syringe Kit		Matrix	Nitric Red HNO3 <2	Sulfuric Yellow H2SO4 <2	Sodium Hydroxide Green NaOH >10	Sodium Hydroxide/ ZnAc Black NaOH/Zn Ac >9
1				3																								W				
2																																
3																																
4																																
5																																
6																																
7																																
8																																
9				9																												
10				3																												
11																																
12																																

Container Codes

Glass

DG9H	40mL HCl amber voa vial	BG1T	glass
DG9P	40mL TSP amber vial	BG1U	1L unpreserved glass
DG9S	40mL H2SO4 amber vial	CG3U	250mL Unpres Clear Glass
DG9T	40mL Na Thio amber vial	AG0U	100mL unpres amber glass
DG9U	40mL unpreserved amber vial	AG1H	1L HCl amber glass
VG9H	40mL HCl clear vial	AG1S	1L H2SO4 amber glass
VG9T	40mL Na Thio. clear vial	AG1T	1L Na Thiosulfate amber glass
VG9U	40mL unpreserved clear vial	AG1U	1liter unpres amber glass
I	40mL w/hexane wipe vial	AG2N	500mL HNO3 amber glass
WGKU	8oz unpreserved clear jar	AG2S	500mL H2SO4 amber glass
WGFU	4oz clear soil jar	AG2U	500mL unpres amber glass
JGFU	4oz unpreserved amber wide	AG3S	250mL H2SO4 amber glass
CG3H	250mL clear glass HCl	AG3SF	250mL H2SO4 amb glass -field filtered
CG3F	250mL clear glass HCl, Field Filter	AG3U	250mL unpres amber glass
BG1H	1L HCl clear glass	AG3B	250mL NaOH amber glass
BG1S	1L H2SO4 clear glass		

Plastic

BP1B	1L NaOH plastic	BP4U	125mL unpreserved plastic
BP1N	1L HNO3 plastic	BP4N	125mL HNO3 plastic
BP1S	1L H2SO4 plastic	BP4S	125mL H2SO4 plastic
BP1U	1L unpreserved plastic		
BP1Z	1L NaOH, Zn, Ac		
BP2N	500mL HNO3 plastic		
BP2C	500mL NaOH plastic		
BP2S	500mL H2SO4 plastic		
BP2U	500mL unpreserved plastic		
BP2Z	500mL NaOH, Zn Ac		
BP3B	250mL NaOH plastic		
BP3N	250mL HNO3 plastic		
BP3F	250mL HNO3 plastic-field filtered		
BP3U	250mL unpreserved plastic		
BP3S	250mL H2SO4 plastic		
BP3Z	250mL NaOH, ZnAc plastic		
BP3R	250mL Unpres. FF SO4/OH buffer		

Miscellaneous

Syringe Kit	LL Cr+6 sampling kit
ZPLC	Ziploc Bag
R	Terracore Kit
SP5T	120mL Coliform Sodium Thiosulfate
GN	General Container
U	Summa Can (air sample)
WT	Water
SL	Solid
OL:	Oil
NAL	Non-aqueous liquid
WP	Wipe

COC PAGE 2 of 3

Sample Container Count

** Place a RED dot on containers that are out of conformance **

								AMBER GLASS							PLASTIC									OTHER							
			MeOH (only)																										Nitric	Sulfuric	Sodium Hydroxide	Sodium Hydroxide/ ZnAc
			SBS																										Red	Yellow	Green	Black
			DI																													
COC Line Item	WGFU	WGKU BG1U	R	DG9H VG9H	VOA VIAL HS >6mm	VG9U DG9U	VG9T	AG0U	AG1H	AG1U	AG3U	AG3S	AG3SF	AG3B	BP1U	BP1N	BP2U	BP3U	BP3N	BP3F	BP3S	BP3B	BP3Z	CG3H	CG3F	Syringe Kit		Matrix	HNO3 <2	H2SO4 <2	NaOH >10	NaOH/Zn Ac >9
1				3																								6				
2																																
3																																
4																																
5																																
6																																
7																																
8																																
9																																
10				9																												
11																																
12																																

Container Codes

Glass

DG9H	40mL HCl amber voa vial	BG1T	glass
DG9P	40mL TSP amber vial	BG1U	1L unpreserved glass
DG9S	40mL H2SO4 amber vial	CG3U	250mL Unpres Clear Glass
DG9T	40mL Na Thio amber vial	AG0U	100mL unpres amber glass
DG9U	40mL unpreserved amber vial	AG1H	1L HCl amber glass
VG9H	40mL HCl clear vial	AG1S	1L H2SO4 amber glass
VG9T	40mL Na Thio. clear vial	AG1T	1L Na Thiosulfate amber glass
VG9U	40mL unpreserved clear vial	AG1U	1liter unpres amber glass
I	40mL w/hexane wipe vial	AG2N	500mL HNO3 amber glass
WGKU	8oz unpreserved clear jar	AG2S	500mL H2SO4 amber glass
WGFU	4oz clear soil jar	AG2U	500mL unpres amber glass
JGFU	4oz unpreserved amber wide	AG3S	250mL H2SO4 amber glass
CG3H	250mL clear glass HCl	AG3SF	250mL H2SO4 amb glass -field filtered
CG3F	250mL clear glass HCl, Field Filter	AG3U	250mL unpres amber glass
BG1H	1L HCl clear glass	AG3B	250mL NaOH amber glass
BG1S	1L H2SO4 clear glass		

Plastic

BP1B	1L NaOH plastic	BP4U	125mL unpreserved plastic
BP1N	1L HNO3 plastic	BP4N	125mL HNO3 plastic
BP1S	1L H2SO4 plastic	BP4S	125mL H2SO4 plastic
BP1U	1L unpreserved plastic		
BP1Z	1L NaOH, Zn, Ac		
BP2N	500mL HNO3 plastic		
BP2C	500mL NaOH plastic		
BP2S	500mL H2SO4 plastic		
BP2U	500mL unpreserved plastic		
BP2Z	500mL NaOH, Zn Ac		
BP3B	250mL NaOH plastic		
BP3N	250mL HNO3 plastic		
BP3F	250mL HNO3 plastic-field filtered		
BP3U	250mL unpreserved plastic		
BP3S	250mL H2SO4 plastic		
BP3Z	250mL NaOH, ZnAc plastic		
BP3R	250mL Unpres. FF SO4/OH buffer		

Miscellaneous

Syringe Kit	LL Cr+6 sampling kit
ZPLC	Ziploc Bag
R	Terracore Kit
SP5T	120mL Coliform Sodium Thiosulfate
GN	General Container
U	Summa Can (air sample)
WT	Water
SL	Solid
OL:	Oil
NAL	Non-aqueous liquid
WP	Wipe

COC PAGE 3 of 3

Sample Container Count

** Place a RED dot on containers that are out of conformance **

COC Line Item	WGFU	WGKU BG1U	MeOH (only) SBS DI R	DG9H VG9H	VOA VIAL HS >6mm	VG9U DG9U	VG9T	AMBER GLASS AG0U	AG1H	AG1U	AG3U	AG3S	AG3SF	AG3B	PLASTIC BP1U	BP1N	BP2U	BP3U	BP3N	BP3F	BP3S	BP3B	BP3Z	OTHER CG3H	CG3F	Syringe Kit		Matrix	Nitric Red HNO3 <2	Sulfuric Yellow H2SO4 <2	Sodium Hydroxide Green NaOH >10	Sodium Hydroxide/ ZnAc Black NaOH/Zn Ac >9
1																																
2				3																								WT				
3																																
4																																
5																																
6																																
7																																
8																																
9																																
10																																
11																																
12																																

Container Codes

Glass

DG9H	40mL HCl amber voa vial	BG1T	glass
DG9P	40mL TSP amber vial	BG1U	1L unpreserved glass
DG9S	40mL H2SO4 amber vial	CG3U	250mL Unpres Clear Glass
DG9T	40mL Na Thio amber vial	AG0U	100mL unpres amber glass
DG9U	40mL unpreserved amber vial	AG1H	1L HCl amber glass
VG9H	40mL HCl clear vial	AG1S	1L H2SO4 amber glass
VG9T	40mL Na Thio. clear vial	AG1T	1L Na Thiosulfate amber glass
VG9U	40mL unpreserved clear vial	AG1U	1liter unpres amber glass
I	40mL w/hexane wipe vial	AG2N	500mL HNO3 amber glass
WGKU	8oz unpreserved clear jar	AG2S	500mL H2SO4 amber glass
WGFU	4oz clear soil jar	AG2U	500mL unpres amber glass
JGFU	4oz unpreserved amber wide	AG3S	250mL H2SO4 amber glass
CG3H	250mL clear glass HCl	AG3SF	250mL H2SO4 amb glass -field filtered
CG3F	250mL clear glass HCl, Field Filter	AG3U	250mL unpres amber glass
BG1H	1L HCl clear glass	AG3B	250mL NaOH amber glass
BG1S	1L H2SO4 clear glass		

Plastic

BP1B	1L NaOH plastic	BP4U	125mL unpreserved plastic
BP1N	1L HNO3 plastic	BP4N	125mL HNO3 plastic
BP1S	1L H2SO4 plastic	BP4S	125mL H2SO4 plastic
BP1U	1L unpreserved plastic		
BP1Z	1L NaOH, Zn, Ac		
BP2N	500mL HNO3 plastic		
BP2C	500mL NaOH plastic		
BP2S	500mL H2SO4 plastic		
BP2U	500mL unpreserved plastic		
BP2Z	500mL NaOH, Zn Ac		
BP3B	250mL NaOH plastic		
BP3N	250mL HNO3 plastic		
BP3F	250mL HNO3 plastic-field filtered		
BP3U	250mL unpreserved plastic		
BP3S	250mL H2SO4 plastic		
BP3Z	250mL NaOH, ZnAc plastic		
BP3R	250mL Unpres. FF SO4/OH buffer		

Miscellaneous

Syringe Kit	LL Cr+6 sampling kit
ZPLC	Ziploc Bag
R	Terracore Kit
SP5T	120mL Coliform Sodium Thiosulfate
GN	General Container
U	Summa Can (air sample)
WT	Water
SL	Solid
OL:	Oil
NAL	Non-aqueous liquid
WP	Wipe