8425 Woodfield Crossing Boulevard
Suite 560-W
Indianapolis, IN 46204

T +1 317 706 2000

erm.com

Chelsea Day, Project Manager
IDEM Voluntary Remediation Program
100 N. Senate Avenue, N1101
Indianapolis, IN 46204

DATE
12 December 2023

SUBJECT
Site Investigation Report Addendum #6
Quarterly Monitoring Results
Former Square D Facility
252 North Tippecanoe Street
Peru, IN 46970
IDEM VRP Site #6211202

REFERENCE
0710584

1. INTRODUCTION & BACKGROUND

On behalf of Schneider Electric USA, Inc. (Schneider Electric), Environmental Resources Management (ERM) prepared this Site Investigation Report Addendum #6 (SIRA #6) to summarize activities related to the former Square D property located at 252 North Tippecanoe Street in Peru, Indiana (the "Site"). A Site location map is provided as Figure 1.

Investigation activities at the Site are being conducted with oversight from the Indiana Department of Environmental Management (IDEM) Voluntary Remediation Program (VRP). Schneider Electric is evaluating Release Related Chemicals (RRCs) as defined in SIRA #1, predominantly trichloroethene (TCE), a common industrial solvent, and its associated degradation products that have been detected in soil, groundwater, and soil gas at and near the Site.

The Site investigation activities summarized herein were proposed to IDEM in the Voluntary Remediation Investigation Plan (VRIP) and four addenda (VRIPA #1, #2, #4, #5). VRIPA #1 and VRIPA #2 were deemed acceptable via letters from the IDEM VRP on 15 August 2022 and 8 December 2022. While VRIPA #4 and VRIPA #5 received IDEM approval letters on 20 June 2023 and 25 July 2023. The investigation activities summarized herein were conducted in general accordance with IDEM's Risk-Based Closure Guide (R2), dated 8 July 2022. A timeline of the VRIP, SIR, and the associated addenda are provided below along with the file reference identification for IDEM's Virtual Filing Cabinet (VFC).

© Copyright 2023 by The ERM International Group Limited and/or its affiliates ('ERM'). All Rights Reserved.
No part of this work may be reproduced or transmitted in any form or by any means, without prior written permission of ERM.

REPORTS AND INVESTIGATION PLANS SUBMITTED

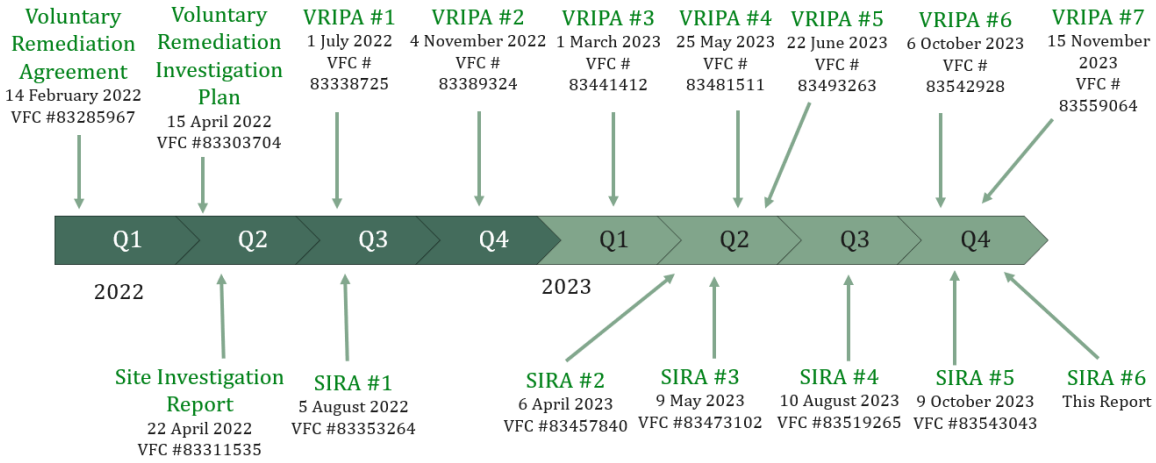

Ongoing field activities summarized in previously transmitted VRIP and VRIPA documents includes quarterly multi-media monitoring, investigation activities to fill data gaps identified in previous SIRA documents, operating remediation systems, and pilot testing groundwater remediation technologies. The below table summarizes the recent activities.

Field Activities Since SIRA #5

Field Activity	Active Field Dates (2023 unless otherwise noted)	Brief Description
Residential vapor intrusion sampling	21 July and 27 and 28 September	Resampled 157 North Tippecanoe in July and collected initial samples from 257 and 261 East 9th Street in September[1]
Soil gas probe installations	4 October	Installed probes SG-39 and SG-40
Soil gas sampling (including quarterly monitoring	9 to 12 October	Collected 32 samples from on- and off-Site locations during the October quarterly monitoring round
Enhanced in situ bioremediation (EISB) groundwater monitoring	11 to 14 September	Collected groundwater samples for Month 3, EISB Monitoring from 23 monitoring wells.
Quarterly groundwater monitoring	12 and 13 October	Collected groundwater samples from 11 monitoring wells
Quarterly sewer gas and sewer water sampling	17 to 20 October	Collected quarterly samples from 12 sewer gas points and 10 sewer water points
Bedrock investigation boreholes	Ongoing	Advanced an additional 10 boreholes into bedrock (for a total of 16 since March 2023) at locations on- and off-Site and began conducting borehole geophysics and groundwater sampling.
On-Site soil vapor extraction (SVE) system operation, maintenance, and monitoring (OM&M)	Ongoing	Continued OM&M activities
Off-Site SVE system OM&M	Ongoing	Continued OM&M activities

Bedrock investigation activities are not presented in this report but will be included in a future SIRA when data evaluation is complete. System startup and OM&M related to the SVE systems on- and off-Site through the end of Q2 were most recently reported in SIRA #4. Ongoing SVE data collection will be reported in a future SIRA report.

2. INVESTIGATION & MONITORING ACTIVITIES

Recent field activities include soil gas probe installations, residential vapor intrusion sampling, quarterly soil gas sampling, quarterly sewer gas and sewer water sampling,

[1] Resampling of 257 and 261 East 9th Street will occur in January 2024. Analytical results for the July and September sampling events were transmitted to the homeowners with copies to IDEM VRP. Analytical results from these events will be presented in a future report.

quarterly groundwater monitoring and post-injection EISB performance monitoring. These activities were conducted in accordance with the VRIP and VRIPAs.

2.1 RESIDENTIAL VAPOR INTRUSION SAMPLING

The commencement of the residential VI evaluation in spring 2023 was previously documented in SIRA #2. In the months since, a second round of VI sampling was conducted at 157 North Tippecanoe Street in July 2023 (Figure 2).

The letter sent to the property owner presenting the sampling results is provided as Attachment A. A copy of the letter was also transmitted to the IDEM VRP project manager.

The need for vapor intrusion sampling for three residences east of North Water Street (i.e., 253, 257, and 261 E. 9th Street) was noted in SIRA #5 and a sampling plan described in VRIPA #6. Initial vapor intrusion samples have been collected from the residences at 257 and 261 East 9th Street, and sampling at 253 East 9th Street will commence when access is granted. As with the previous residential sampling programs, an IDEM-requested worst-case heating season sampling will be conducted at these locations. Sampling activities and results will be presented in a future SIRA.

2.2 SOIL GAS PROBE INSTALLATIONS

Soil gas probes SG-39 and SG-40 (Figure 3) were installed on 4 October 2023 to further characterize soil gas impacts. Each location includes multi-depth probes installed to 5.0 to 5.5 feet below ground surface (bgs) and 10.0 to 10.5 feet bgs. The soil gas probes were installed in accordance with ERM's standard operating procedures (SOPs) presented in VRIPA #1 dated July 2022.

2.3 SOIL GAS SAMPLING

Soil gas investigation activities performed in October 2023 included sampling the newly installed soil gas probes (SG-39 and SG-40) described above; the quarterly sampling from the revised set of quarterly monitoring points presented in VRIPA #6 (**Figure 3**); and additional locations SG-33, -34, and -35. Sampling activities were conducted in accordance with soil gas sampling SOPs presented in VRIPA #1.

2.4 EISB PERFORMANCE MONITORING

Ongoing post-injection EISB groundwater monitoring was conducted from 11 to 14 September 2023 (Month 3) to evaluate the effectiveness of the EISB pilot test at six on-Site monitoring wells and 17 off-Site monitoring wells (Figure 4) in accordance with SOPs presented in VRIPA #1 and #5. The completed monitoring events summarized herein constitute the Month 3 monitoring event. The low-flow groundwater sampling forms are included in Attachment B.

2.5 QUARTERLY OVERBURDEN GROUNDWATER MONITORING

Groundwater samples were collected from the quarterly monitoring network (10 wells) on 12 and 13 October 2023. These locations are shown in Figure 4. Groundwater samples were collected and submitted to Pace for analyses of select VOCs (the groundwater RRCs). The low-flow groundwater sampling forms are included in Attachment B.

2.6 QUARTERLY SEWER GAS AND WATER SAMPLING

Quarterly sewer gas and sewer water sampling was conducted from 17 to 20 October 2023. Sewer gas and sewer water samples were collected and submitted to Pace for analysis.

3. INVESTIGATION RESULTS

This section summarizes the results of investigation activities described in Section 2.

3.1 RESIDENTIAL VAPOR INTRUSION SAMPLING

Final vapor intrusion sampling at 157 North Tippecanoe Street conducted in July 2023 included the collection of the following samples:

157 North Tippecanoe Street	1st Floor Living Area	2nd Floor Living Area	Crawlspace	Basement	Sub-Slab Soil Gas	Ambient Air
Number of Samples Collected and Analyzed	2	1	2	2	2	2

No RRCs were detected in any of the eleven samples collected. The transmittal letter sent to the property owner and to the IDEM VRP project manager is included in Attachment A. Based on the results of the February and July 2023 residential VI sampling, no additional sampling of this home is required.

3.2 SOIL GAS SAMPLING & QUARTERLY MONITORING

Soil gas samples were collected in October 2023. TCE remains the primary RRC identified in soil gas on- and off-Site. None of the samples contained concentrations of any compounds above the applicable regulatory screening levels.[2] Table 1 summarizes the analytical results of the sampling event as compared to the IDEM Residential

[2] The IDEM Residential Deep Exterior Soil Gas Screening Level (RDESG SL) for TCE is 70 micrograms per cubic meter (µg/m^3).

Default Exterior Soil Gas Screening Levels ("IDEM Published Levels"). Figure 5 summarizes the TCE results at the quarterly monitoring points with respect to the RDESG SL. The corresponding analytical laboratory and data validation reports are included in Attachment C).

Analytical results from the two new soil gas probes (SG-39 and SG-40) were below IDEM's Published Levels. The soil gas data confirm the adequate characterization as shown in Figure 5.

3.3 EISB PERFORMANCE MONITORING

Post-injection performance monitoring sampling results for the Month 3 sampling event are summarized in Table 2 and corresponding analytical laboratory reports and data validation reports are included in Attachment C.

The Month 3 sampling event is part of a 12-month monitoring period described in VRIPA #5. The data indicate that TCE concentrations in the injection area are lower than pre-injection values. Positive indicators for the performance of the EISB pilot area also include increasing cDCE concentration trends and favorable groundwater chemistry. The full 12-month period will be needed to evaluate spatial and temporal trends.

The next performance monitoring event for the EISB pilot program is scheduled for December 2023 (Month 6).

3.4 QUARTERLY OVERBURDEN GROUNDWATER MONITORING

The recorded depths to water and resulting groundwater elevations for the synoptic gauging round conducted in October 2023 are provided in Table 3. A potentiometric surface map of wells screened in the outwash deposits (i.e., those wells screened in overburden strata other than the clay till layer immediately above bedrock) is provided in Figure 6. The prevailing groundwater flow direction in overburden remains east-southeast, consistent with the data published in previous SIRAs.

Geochemical parameters recorded at the time of sampling are summarized in Table 4 and the analytical results from laboratory samples are included in Table 5. The resulting TCE concentrations are summarized in Figure 7. There were no exceedances of the applicable IDEM Published Levels for residential groundwater in the samples collected during the October 2023 quarterly monitoring event, indicating that overburden groundwater remains adequately characterized. Corresponding analytical laboratory reports and data validation reports are included in Attachment C.

3.5 QUARTERLY SEWER GAS AND SEWER WATER MONITORING

Sewer water samples collected in October 2023 were generally consistent with those collected in February and July 2023 from the same locations. As shown in Figure 9 and

summarized in Tables 6 and 7, the highest concentrations in sewer water and sewer gas were detected upgradient of the site at sampling location 79-2. The consistency of these sewer water and sewer gas sampling data confirms the conclusion made based on the previous sampling results (in SIRA #2 and SIRA #5) that the Site is not materially impacting sewer water or sewer gas quality. Corresponding analytical laboratory reports and data validation reports are included in Attachment C.

4. SUMMARY & DATA GAPS

The results of the activities documented in this report are summarized below:

- Soil gas remains adequately characterized based on the quarterly sampling data and the additional data collected from locations SG-33, -34, -35, -39, and -40.
- The sewer water sampling data confirms the prior conclusion that the Site is not materially impacting sewer water or sewer gas quality.
- Recent investigations continue to confirm our conceptual site model presented in previous SIRAs providing additional lines of evidence regarding geology and groundwater and contaminant flow.
- While it is early in the EISB monitoring program, current data indicates that the injection was successful in delivering amendment, creating conditions conducive to reductive dechlorination, and beginning to degrade TCE to its daughter products.

The remaining data gaps include:

- Worst-case heating season sampling to further evaluate potential vapor intrusion at the three residences.
- Adequate characterization of the vertical and downgradient lateral extents of the bedrock groundwater plume.
- Verification of adequate characterization in relevant media via long-term monitoring.

Ongoing investigation activities are designed to fill these data gaps. Ongoing quarterly multi-media monitoring is designed to confirm data trends over time.

****

We appreciate IDEM's continued engagement and support on this project. If you have any questions regarding this SIRA #6, please contact us.

Yours Sincerely,

Aaron Friedrich, M.S., LPG (IN#2254)
Partner-In-Charge

Bill Karban, LPG (IN #2376)
Project Manager

Jason Flattery
Principal Technical Consultant

encl: 7 Tables, 8 Figures, 3 Attachments

FIGURES

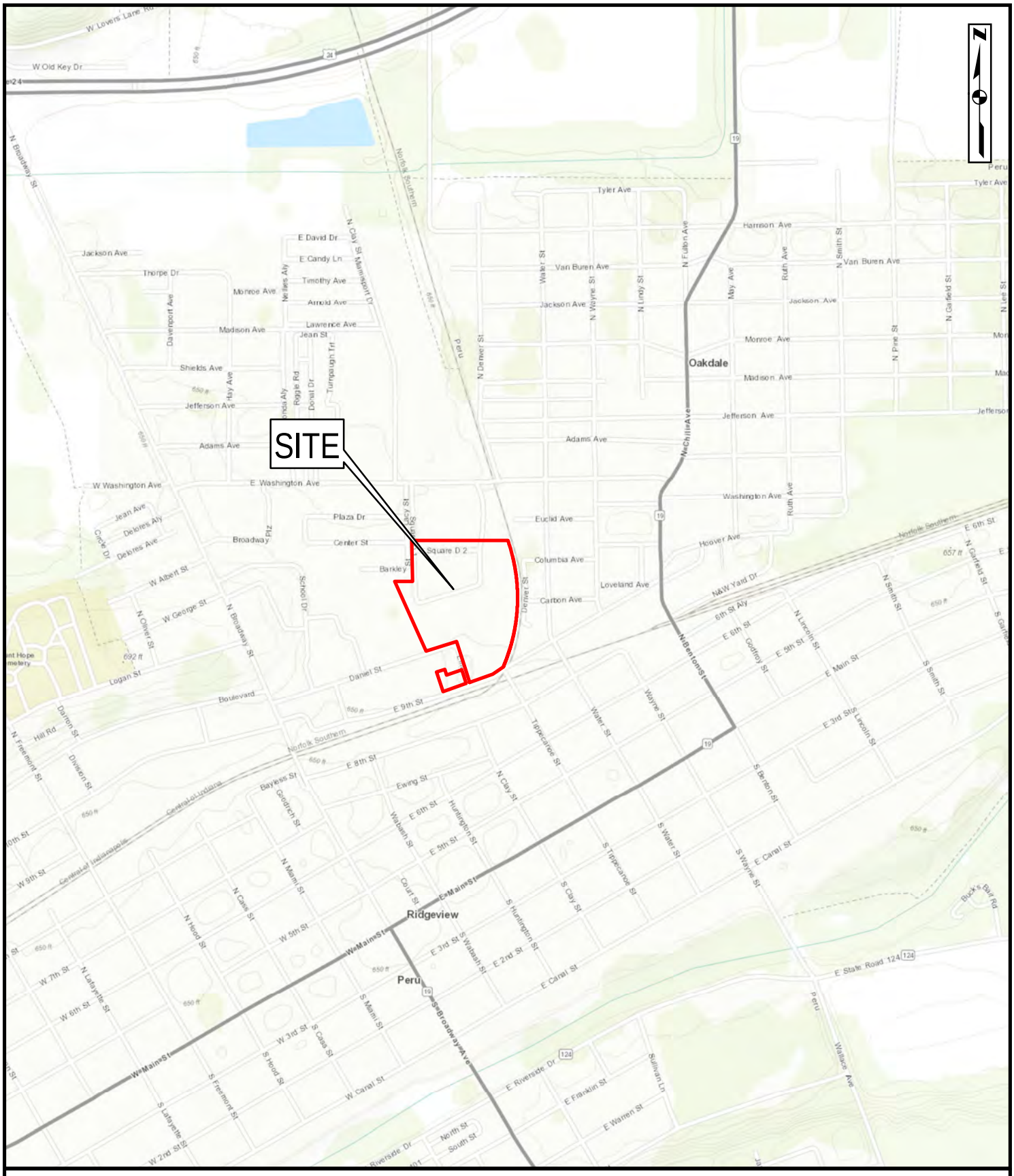

Figure 1 - Site Location Map
Former Square D
252 N. Tippecanoe Street
Peru, Indiana

ERM

M:\US\Projects\S-U\Schneider_Elec\Peru_IN\MXD\2023_03_Report\Figure1_SiteLocusMap_20230420.mxd - matthew.cameron - 4/20/2023





Legend

Railroad

Residential Vapor Intrusion Sampling Location

Site Boundary

NOTES:

1. Aerial Imagery: State of Indiana Imagery 2021
2. Data from 253, 257, and 261 E. 9th St will be included in a future submittal.

N

0 25 50 100 150 200

Feet

Figure 2: Residential Vapor Intrusion Sampling Locations
Former Square D
252 N. Tippecanoe St.
Peru, IN

ERM

M:\US\Projects\S-U\Schneider_Elec\Peru_IN\MXD\2023_11\Figure2_ResidentialVaporIntrusion_20231106.mxd - Olivia.Botting - 11/14/2023

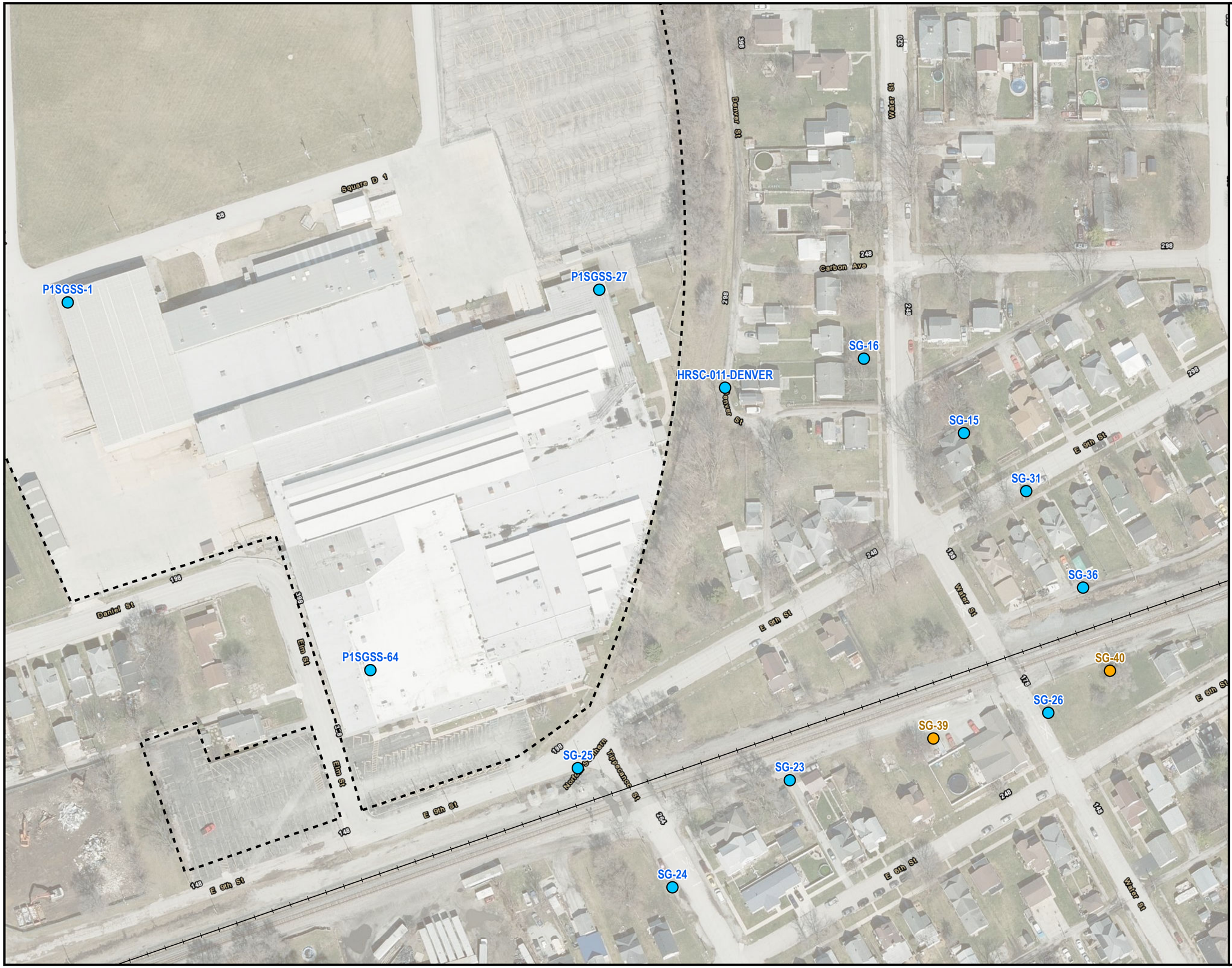

Legend

- SG-15 — Quarterly Sampling Locations
- P1SGSS-12 — Soil Gas Locations (Oct-2023)
- Railroad
- Site Boundary

NOTES:

1. Aerial Imagery: State of Indiana Imagery 2021

Figure 3: Soil Gas and Sub-Slab Soil Gas Sampling Locations
Former Square D
252 N. Tippecanoe St.
Peru, IN

ERM

M:\US\Projects\S-U\Schneider_Elec\Peru_IN\MXD\2023_11\Figure3_SoilGasSampingLocations_20231108.mxd - Olivia.Botting - 11/7/2023

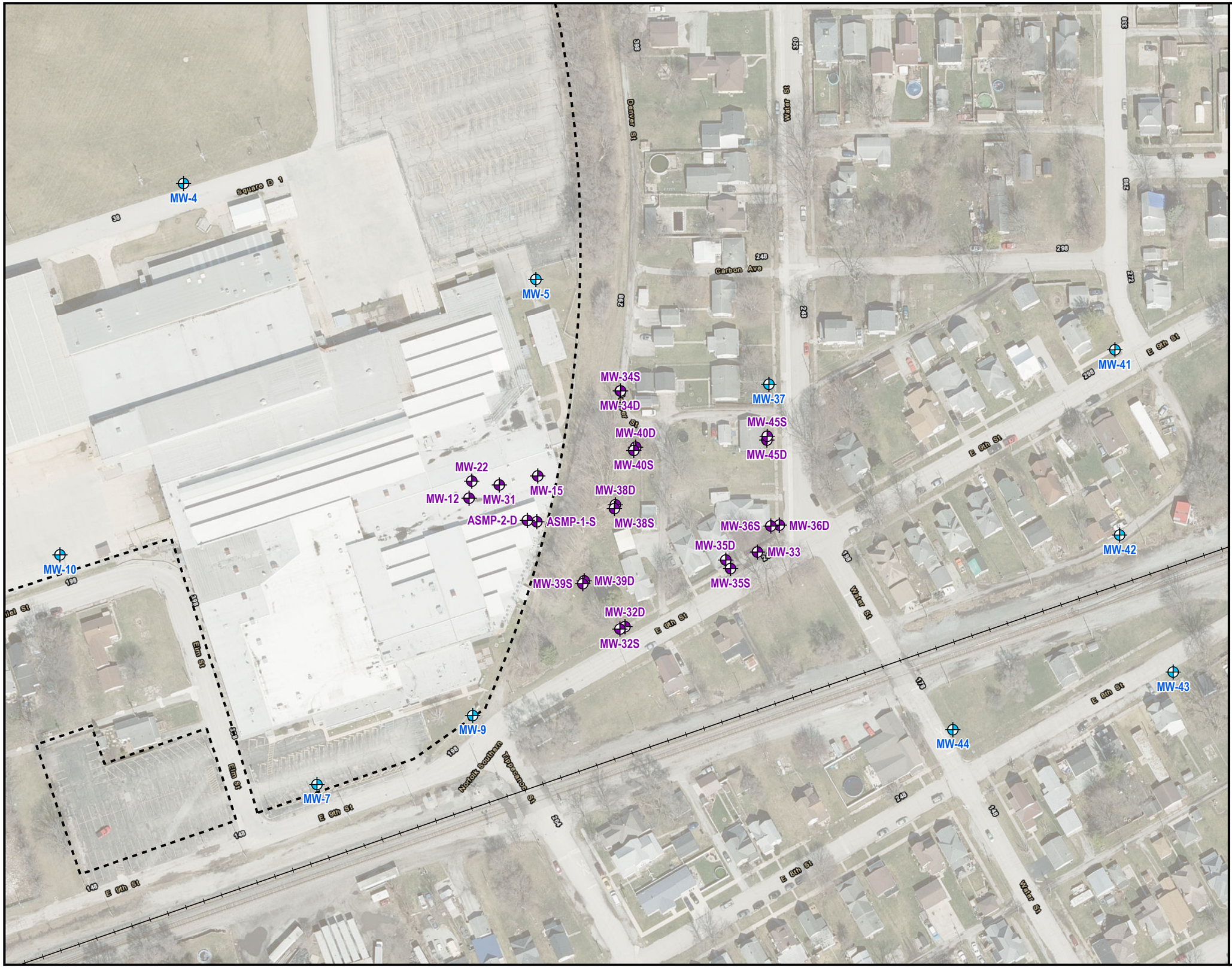



Legend

- MW-41 — Quarterly Monitoring Well
- MW-33 — EISB Performance Monitoring Well
- Railroad
- Site Boundary

NOTES:

1. Aerial Imagery: State of Indiana Imagery 2021
2. EISB = Enhanced In-Situ Bioremediation

N

0 25 50 100 150 200

Feet

Figure 4: Quarterly and EISB Groundwater Monitoring Locations
Former Square D
252 N. Tippecanoe St.
Peru, IN

ERM

M:\US\Projects\S-U\Schneider_Elec\Peru_IN\MXD\2023_08\Updated_Figures_20230915\Figure2_QuarterlyEISB_20231006.mxd - Olivia.Botting - 10/6/2023



Legend

- TCE Not Detected, or TCE Detection Below the IDEM Deep Exterior Residential Screening Level
- Railroad
- Site Boundary

NOTES:

1. TCE = Trichloroethene
2. < = Compound not detected above the laboratory reporting detection limit.
3. Results are shown in micrograms per cubic meter (µg/m^3).
4. Sample depths in feet are shown in parentheses.
5. IDEM = Indiana Department of Environmental Management
6. Aerial Imagery: State of Indiana Imagery 2021

N

0 25 50 100 150 200
Feet

Figure 5: TCE in Quarterly Soil Gas Monitoring Points
Former Square D
252 N. Tippecanoe St.
Peru, IN

ERM

M:\US\Projects\US\Schneider_Elec\Peru_IN\MXD\2023_12\Figure5_TCE_SoilGas_Exceedances_October2023_20231207.mxd - Olivia.Botting - 12/7/2023

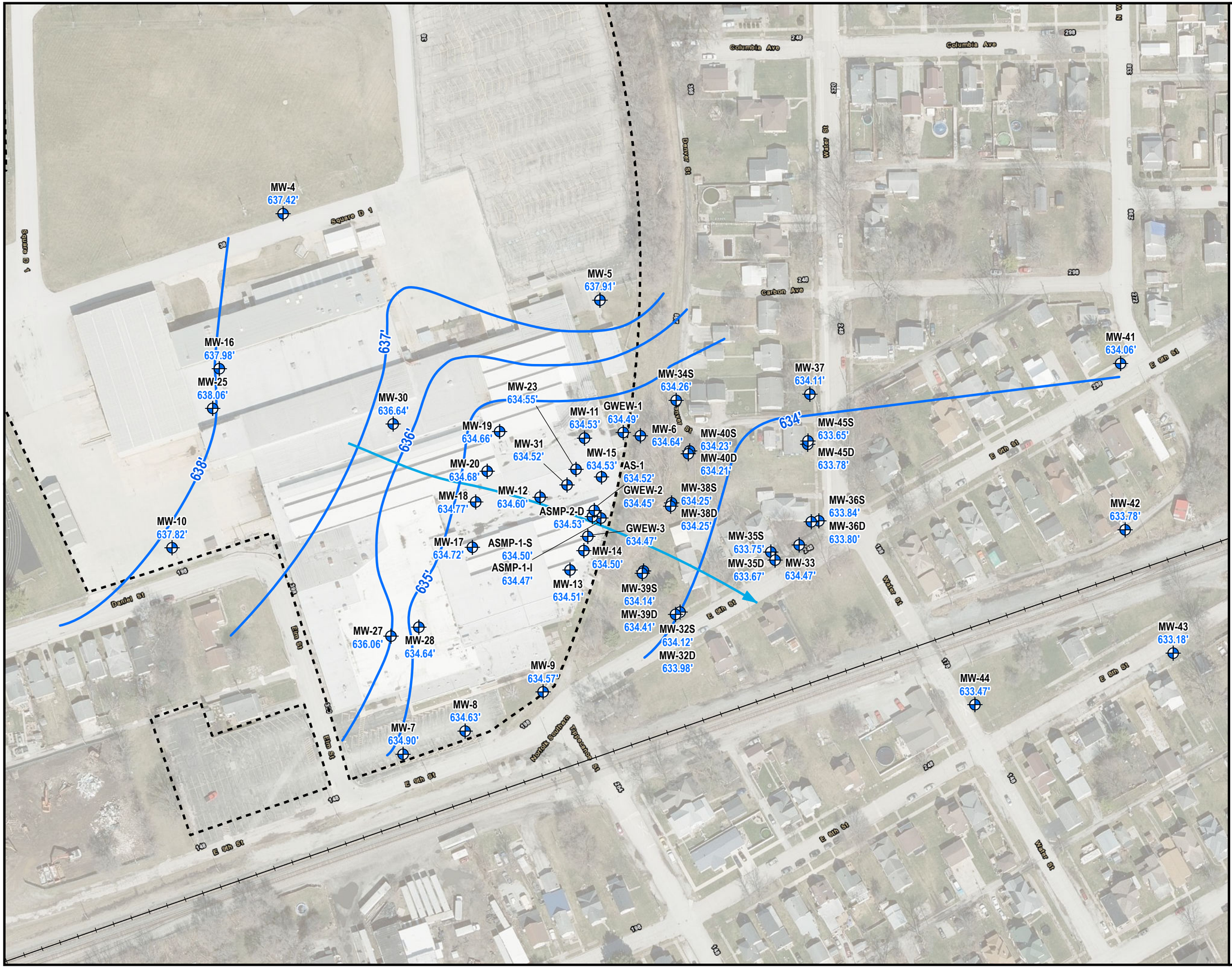

Figure 6: Overburden Potentiometric Surface Map - October 2023
Former Square D
252 N. Tippecanoe St.
Peru, IN

ERM

M:\US\Projects\S-U\Schneider_Elec\Peru_IN\MXD\2023_12\Figure6_Potentiometric_SurfaceMap_OuWash_Oct2023_20231207.mxd - Olivia.Bating - 12/7/2023

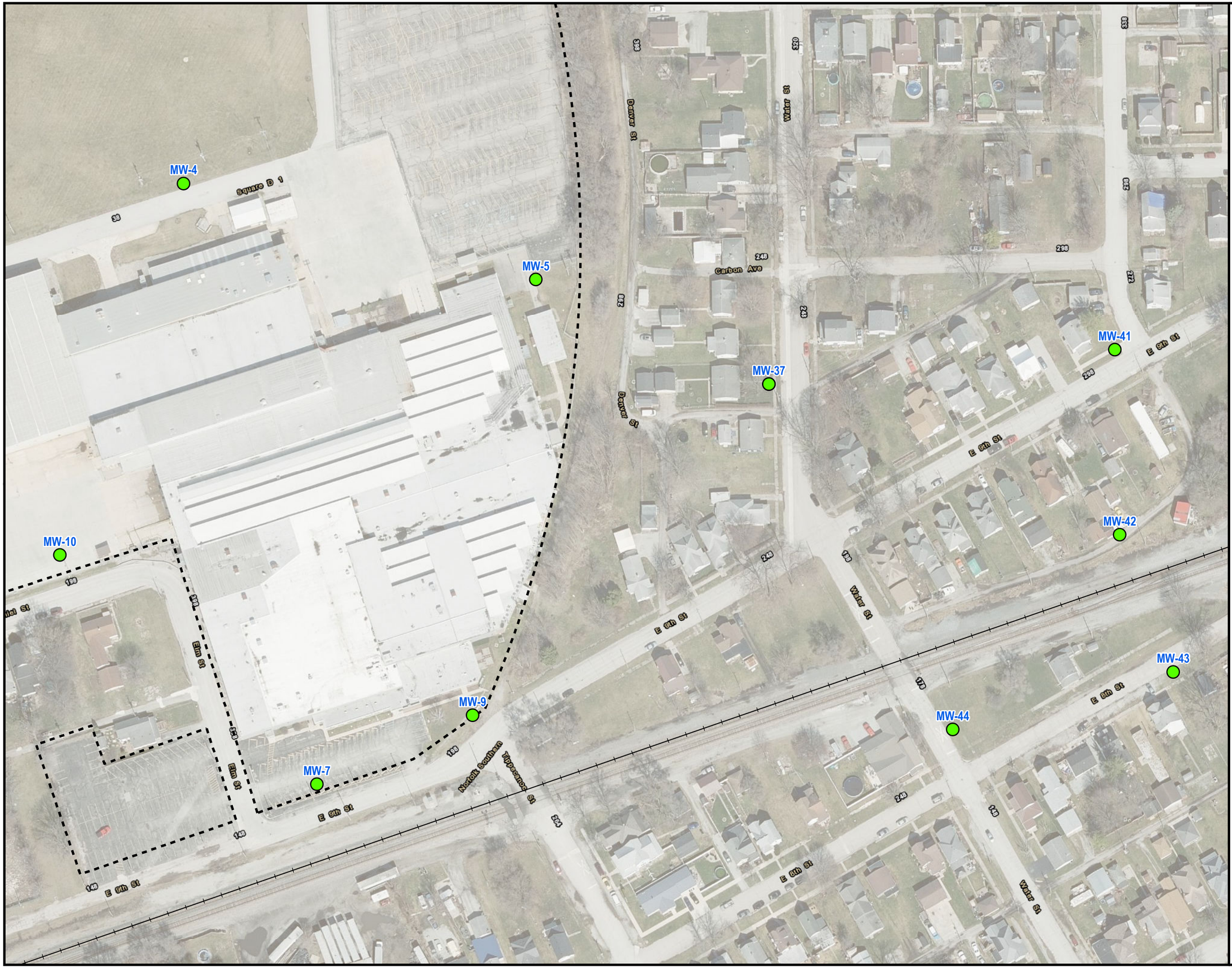

Figure 7: Quarterly Groundwater Monitoring Results - October 2023
Former Square D
252 N. Tippecanoe St.
Peru, IN

ERM

M:\GIS\Projects\S-U\Schnaider_Elec\Peru_IN\MXD\2023_11\Figure8_QuarterlyWells_20231106.mxd - Olivia.Bolting - 11/7/2023

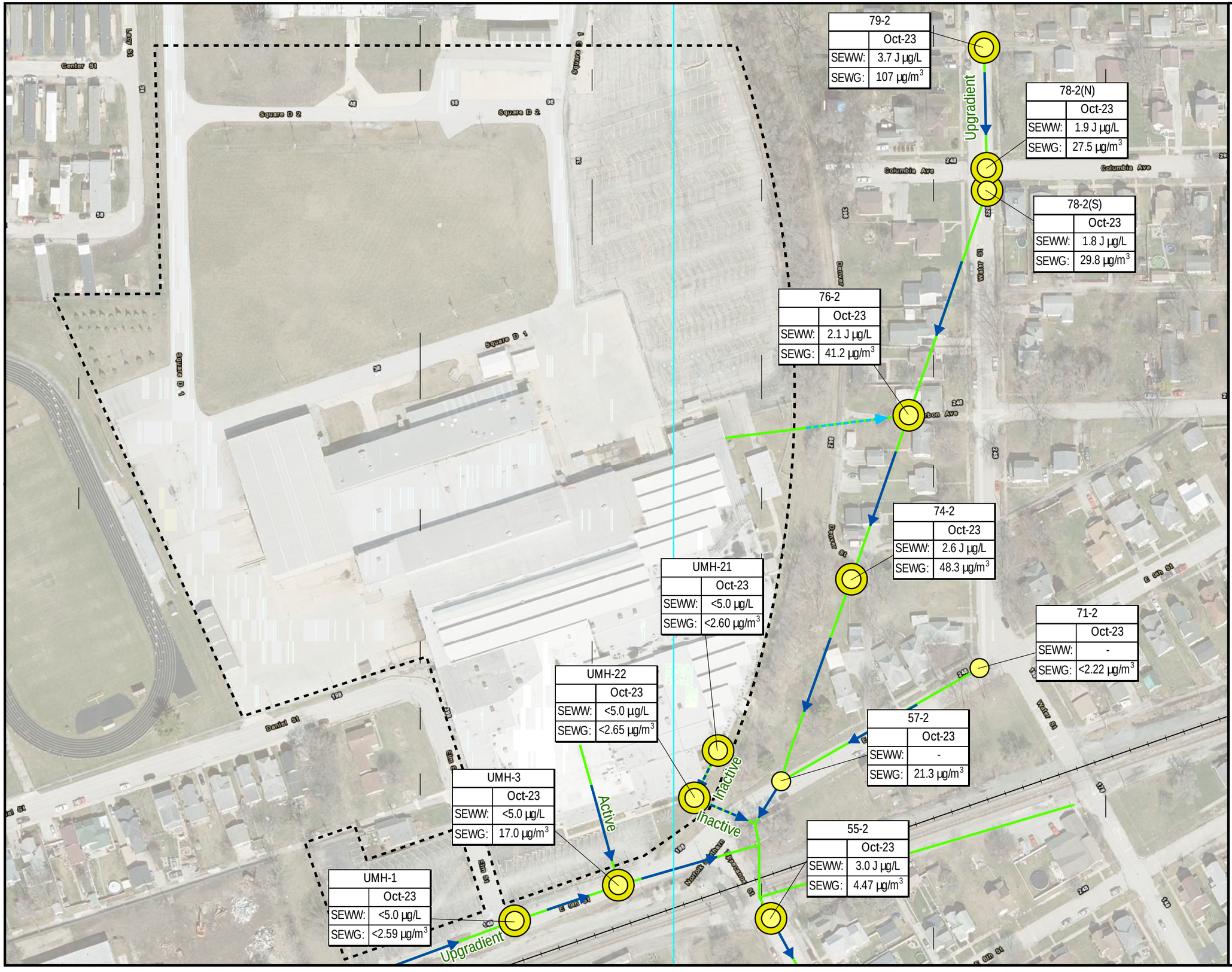

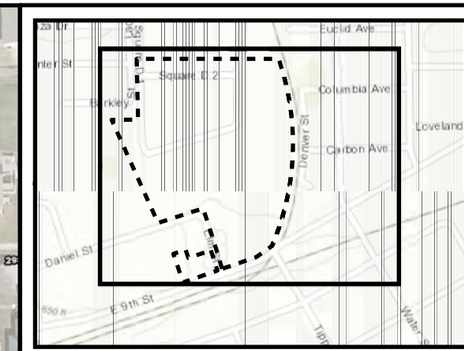

Legend

- Sewer Gas (SEWG) Sample for Lab Analysis
- Sewer Water (SEWW) Sample for Lab Analysis
- Sewers and Drains
- Water Flow Direction (Dashed where Inferred)
- Inferred Flow in Active Line
- Railroad
- Site Boundary

NOTES:
1. TCE = trichloroethene
2. SEWW = sewer water
3. SEWG = sewer gas
4. µg/L = micrograms per liter
5. µg/m³ = micrograms per cubic meter
6. J = estimated value
7. < = less than laboratory detection limit shown.
8. - = no media available at time of sampling.
9. IDEM = Indiana Department of Environmental Management
10. Samples collected October 2023.
11. Aerial Imagery: State of Indiana Imagery 2021

N

0 25 50 100 150 200
Feet

Figure 8: Sewer Water and Sewer Gas Quarterly Monitoring - October 2023
Former Square D
252 N. Tippecanoe St.
Peru, IN

ERM

TABLES

Table 1
Soil Gas Analytical Results
Former Square D Facility
252 N. Tippecanoe Street, Peru, IN

	Location ID	HRSC-011-DENVER	HRSC-011-DENVER	P1SGSS-1	P1SGSS-27	P1SGSS-64
	Sample Date	10/11/2023	10/11/2023	10/12/2023	10/12/2023	10/12/2023
	Sample Type	N	N	N	N	N
	Sample Depth	5.5-6.0 ft	8.5-9.0 ft	Sub-Slab	Sub-Slab	Sub-Slab
Analyte	**RDESG SL 2023**					
Volatile Organic Compounds, µg/m^3						
Tetrachloroethene	1,000	< 3.00	< 2.97	**4.43**	**17.0**	**18.6**
Trichloroethene	70	< 2.38	< 2.35	< 2.45	**15.4**	< 2.19
cis-1,2-Dichloroethene	1,000	< 1.76	< 1.74	< 1.80	< 1.72	< 1.61
trans-1,2-Dichloroethene	1,000	< 1.76	< 1.74	< 1.80	< 1.72	< 1.61
Vinyl chloride	60	< 1.13	< 1.12	< 1.16	< 1.11	< 1.04

Notes:
N = Normal environmental sample
µg/m^3 = micrograms per cubic meter
< = Compound not detected above the laboratory reporting detection limit as shown.
Bold = Analyte was detected above the laboratory reporting limit.

Table 1
Soil Gas Analytical Results
Former Square D Facility
252 N. Tippecanoe Street, Peru, IN

	Location ID	SG-15	SG-15	SG-16	SG-16	SG-23S	SG-23D
	Sample Date	10/11/2023	10/11/2023	10/9/2023	10/9/2023	10/12/2023	10/12/2023
	Sample Type	N	N	N	N	N	N
	Sample Depth	5.0-5.5 ft	10.0-10.5 ft	5.0-5.5 ft	10.0-10.5 ft	5.0-5.5 ft	10.0-10.5 ft
Analyte	**RDESG SL 2023**						
Volatile Organic Compounds, µg/m^3							
Tetrachloroethene	1,000	< 2.89	< 3.01	< 2.91	**18.0**	**8.54**	**8.75**
Trichloroethene	70	< 2.29	< 2.39	< 2.31	**17.9**	< 2.32	< 2.37
cis-1,2-Dichloroethene	1,000	< 1.69	< 1.76	< 1.70	< 1.74	< 1.71	< 1.75
trans-1,2-Dichloroethene	1,000	< 1.69	< 1.76	< 1.70	< 1.74	< 1.71	< 1.75
Vinyl chloride	60	< 1.09	< 1.13	< 1.10	< 1.12	< 1.10	< 1.13

Notes:
N = Normal environmental sample
µg/m^3 = micrograms per cubic meter
< = Compound not detected above the laboratory reporting detection limit as shown.
Bold = Analyte was detected above the laboratory reporting limit.

Table 1
Soil Gas Analytical Results
Former Square D Facility
252 N. Tippecanoe Street, Peru, IN

	Location ID	SG-24	SG-24	SG-25	SG-25	SG-26	SG-26
	Sample Date	10/11/2023	10/11/2023	10/10/2023	10/10/2023	10/10/2023	10/10/2023
	Sample Type	N	N	N	N	N	N
	Sample Depth	5.0-5.5 ft	10.0-10.5 ft	5.0-5.5 ft	10.0-10.5 ft	5.0-5.5 ft	10.0-10.5 ft
Analyte	**RDESG SL 2023**						
Volatile Organic Compounds, µg/m^3							
Tetrachloroethene	1,000	< 3.09	< 2.73	< 2.99	< 3.01	< 2.99	< 3.01
Trichloroethene	70	< 2.45	**3.07**	< 2.37	**43.2**	< 2.37	< 2.39
cis-1,2-Dichloroethene	1,000	< 1.80	< 1.60	< 1.75	< 1.76	< 1.75	< 1.76
trans-1,2-Dichloroethene	1,000	< 1.80	< 1.60	< 1.75	< 1.76	< 1.75	< 1.76
Vinyl chloride	60	< 1.16	< 1.03	< 1.13	< 1.13	< 1.13	< 1.13

Notes:
N = Normal environmental sample
µg/m^3 = micrograms per cubic meter
< = Compound not detected above the laboratory reporting detection limit as shown.
Bold = Analyte was detected above the laboratory reporting limit.

Table 1
Soil Gas Analytical Results
Former Square D Facility
252 N. Tippecanoe Street, Peru, IN

	Location ID	SG-31	SG-31	SG-33	SG-33	SG-34	SG-34
	Sample Date	10/11/2023	10/11/2023	10/11/2023	10/11/2023	10/10/2023	10/10/2023
	Sample Type	N	N	N	N	N	N
	Sample Depth	5.0-5.5 ft	10.0-10.5 ft	5.0-5.5 ft	10.0-10.5 ft	5.0-5.5 ft	10.0-10.5 ft
Analyte	**RDESG SL 2023**						
Volatile Organic Compounds, µg/m^3							
Tetrachloroethene	1,000	< 2.75	**3.28**	< 3.00	**5.53**	< 2.73	< 3.00
Trichloroethene	70	< 2.18	**4.51**	< 2.38	**6.45**	< 2.17	< 2.38
cis-1,2-Dichloroethene	1,000	< 1.61	< 1.76	< 1.75	< 1.69	< 1.60	< 1.75
trans-1,2-Dichloroethene	1,000	< 1.61	< 1.76	< 1.75	< 1.69	< 1.60	< 1.75
Vinyl chloride	60	< 1.04	< 1.13	< 1.13	< 1.09	< 1.03	< 1.13

Notes:
N = Normal environmental sample
µg/m^3 = micrograms per cubic meter
< = Compound not detected above the laboratory reporting detection limit as shown.
Bold = Analyte was detected above the laboratory reporting limit.

Table 1
Soil Gas Analytical Results
Former Square D Facility
252 N. Tippecanoe Street, Peru, IN

	Location ID	SG-35	SG-35	SG-36	SG-36	SG-39	SG-39
	Sample Date	10/10/2023	10/10/2023	10/10/2023	10/10/2023	10/9/2023	10/9/2023
	Sample Type	N	N	N	N	N	N
	Sample Depth	5.0-5.5 ft	10.0-10.5 ft	5.0-5.5 ft	10.0-10.5 ft	5.0-5.5 ft	10.0-10.5 ft
Analyte	**RDESG SL 2023**						
Volatile Organic Compounds, µg/m^3							
Tetrachloroethene	1,000	< 3.02	< 2.96	< 2.98	< 2.98	**3.87**	< 3.00
Trichloroethene	70	< 2.39	**3.33**	< 2.36	< 2.36	< 2.38	< 2.38
cis-1,2-Dichloroethene	1,000	< 1.76	< 1.73	< 1.74	< 1.74	< 1.75	< 1.75
trans-1,2-Dichloroethene	1,000	< 1.76	< 1.73	< 1.74	< 1.74	< 1.75	< 1.75
Vinyl chloride	60	< 1.14	< 1.12	< 1.12	< 1.12	< 1.13	< 1.13

Notes:
N = Normal environmental sample
µg/m^3 = micrograms per cubic meter
< = Compound not detected above the laboratory reporting detection limit as shown.
Bold = Analyte was detected above the laboratory reporting limit.

Table 1
Soil Gas Analytical Results
Former Square D Facility
252 N. Tippecanoe Street, Peru, IN

	Location ID	SG-40	SG-40
	Sample Date	10/9/2023	10/9/2023
	Sample Type	N	N
	Sample Depth	5.0-5.5 ft	10.0-10.5 ft
Analyte	**RDESG SL 2023**		
Volatile Organic Compounds, µg/m^3			
Tetrachloroethene	1,000	< 2.98	< 2.75
Trichloroethene	70	< 2.36	< 2.18
cis-1,2-Dichloroethene	1,000	< 1.74	< 1.61
trans-1,2-Dichloroethene	1,000	< 1.74	< 1.61
Vinyl chloride	60	< 1.12	< 1.04

Notes:
N = Normal environmental sample
µg/m^3 = micrograms per cubic meter
< = Compound not detected above the laboratory reporting detection limit as shown.
Bold = Analyte was detected above the laboratory reporting limit.

Table 2
EISB Groundwater Data Summary
Former Square D Facility
252 N. Tippecanoe Street, Peru, IN

		Location ID	ASMP-1-S	ASMP-1-S	ASMP-1-S	ASMP-1-S	ASMP-1-S	ASMP-1-S
		Sample Date	1/25/2022	1/13/2023	6/27/2023	7/14/2023	8/17/2023	9/14/2023
		Sample Type	N	N	N	N	N	N
		Screen Interval (feet bgs)	16-17	16-17	16-17	16-17	16-17	16-17
Analyte	**IDEM RISC GW RES 2023**	**µnit**						
Volatile Organic Compounds								
Tetrachloroethene	5	µg/L	< 5.0			< 5.0	< 5.0	< 5.0
Trichloroethene	5	µg/L	**60.9**	**15.5**		**7.0 J+**	< 5.0	< 5.0
cis-1,2-Dichloroethene	70	µg/L	**4.5 J**	< 5.0		**2.9 J**	**41.5**	**72.3**
trans-1,2-Dichloroethene	100	µg/L	< 5.0	< 5.0		< 5.0	< 5.0	**0.81 J**
Vinyl chloride	2	µg/L	< 2.0	< 2.0		< 2.0	< 2.0	< 2.0
1,1,1-Trichloroethane	200	µg/L	< 5.0			< 5.0	< 5.0	< 5.0
1,1-Dichloroethane	30	µg/L	< 5.0			< 5.0	< 5.0	< 5.0
1,1-Dichloroethene	7	µg/L	< 5.0	< 5.0		< 5.0	< 5.0	< 5.0
Benzene	5	µg/L	< 5.0			< 5.0	**0.70 J**	< 5.0
Toluene	1,000	µg/L	< 5.0			< 5.0	**0.55 J**	< 5.0
Ethylbenzene	700	µg/L	< 5.0			< 5.0	< 5.0	< 5.0
m,p-Xylenes	NS	µg/L	< 5.0			< 5.0	< 5.0	< 5.0
o-Xylene	NS	µg/L	< 5.0			< 5.0	< 5.0	< 5.0
Xylene, Total	10,000	µg/L	< 10			< 10	< 10	< 10
Carbon tetrachloride	5	µg/L	< 5.0			< 5.0	< 5.0	< 5.0
Chlorobenzene	100	µg/L	< 5.0			< 5.0	< 5.0	< 5.0
Chloroform	80	µg/L	< 5.0			< 5.0	< 5.0	< 5.0
Naphthalene	1	µg/L	< 1.2	< 1.2		< 1.2	< 1.2	< 1.2
Dissolved Gases								
Ethane	NS	µg/L				**52.4**	**104**	**60.8**
Ethene	NS	µg/L				**20.9**	**66.3**	**45.8**
Methane	NS	µg/L				**108**	**10,800**	**23,800**
Quantitative Polymerase Chain Reaction								
Dehalococcoides spp.	NS	cells/L					< 3,000	
Total Organic Carbon								
Organic Carbon, Total	NS	mg/L			**224**	**152**	**123**	**155**
Field Parameters								
Dissolved Oxygen, Field	NS	mg/L	**3.61**	**3.91**	**0.13**	**0.21**	**0.01**	**1.00**
Oxidation-Reduction Potential, Field	NS	mV	**0.8**	**46.5**	**-51.0**	**-100.5**	**-130.0**	**-140.0**
pH, Field	NS	pH µnits	**7.11**	**7.30**	**6.16**	**6.89**	**6.84**	**8.05**
Specific Conductivity	NS	mS/cm	**0.758**	**0.761**	**0.790**	**1.150**	**0.628**	**0.688**
Temperature, Field	NS	deg C	**19.00**	**18.32**	**18.50**	**19.10**	**20.31**	**24.30**
Turbidity, Field	NS	NTU	**12.88**	**4.72**	**6.42**	**6.63**	**3.26**	**9.64**

Notes:
bgs = below ground surface; cells/L = cells per liter; deg C = degrees Celsius;
µg/L = micrograms per liter; mg/L = milligrams per liter;
mS/cm = milli Siemens per centimeter; mV = millivolts;
NTU = nephelometric turbidity unit; su = standard units.
EISB = Enhanced In Situ Bioremediation
N = Normal Environmental Sample
FD = Field Duplicate Sample
NS = No Standard
Bold = Analyte was detected above the laboratory reporting limit
Empty cells = Not Analyzed
Concentrations highlighted in blue exceed the IDEM RISC GW RES 2023 standard.
< = Compound not detected above the laboratory reporting detection limit shown
J+ = The concentration of the sample is considered to be biased high; QC results exceed the upper control limits
J = Estimated concentration above the adjusted method detection limit and below the adjusted reporting limit
B = Analyte detected in associated blank as well as sample
IDEM RISC GW RES 2023 = Indiana Department of Environmental Management Residential Groundwater Risk-Based Screening and Closure (RISC) Levels (2023).
NR = Dissolved oxygen concentration not recorded due to malfunctioning probe.

Table 2
EISB Groundwater Data Summary
Former Square D Facility
252 N. Tippecanoe Street, Peru, IN

		Location ID	ASMP-2-D	ASMP-2-D	ASMP-2-D	ASMP-2-D	ASMP-2-D	ASMP-2-D	ASMP-2-D	ASMP-2-D	ASMP-2-D	ASMP-2-D
		Sample Date	1/25/2022	1/13/2023	6/27/2023	6/27/2023	7/14/2023	7/14/2023	8/17/2023	8/17/2023	9/14/2023	
		Sample Type	N	N	FD	N	FD	N	FD	N	N	
		Screen Interval (feet bgs)	20.5-21.5	20.5-21.5	20.5-21.5	20.5-21.5	20.5-21.5	20.5-21.5	20.5-21.5	20.5-21.5	20.5-21.5	
Analyte	**IDEM RISC GW RES 2023**	**µnit**										
Volatile Organic Compounds												
Tetrachloroethene	5	µg/L	< 5.0				< 5.0	< 5.0	< 50	< 50	< 50	
Trichloroethene	5	µg/L	**1,530**	**1,260**			**219**	**273**	< 50	< 50	< 50	
cis-1,2-Dichloroethene	70	µg/L	**154**	**346**			**3,810**	**3,720**	**6,640**	**6,310**	**5,070**	
trans-1,2-Dichloroethene	100	µg/L	**8.5**	**8.9**			**8.4**	**10**	**7.1 J**	**6.8 J**	**6.7 J**	
Vinyl chloride	2	µg/L	< 2.0	< 2.0			**1.1 J**	**1.5 J**	**20.6**	**20.9**	**37.4**	
1,1,1-Trichloroethane	200	µg/L	< 5.0				< 5.0	< 5.0	< 50	< 50	< 50	
1,1-Dichloroethane	30	µg/L	< 5.0				< 5.0	< 5.0	< 50	< 50	< 50	
1,1-Dichloroethene	7	µg/L	**1.4 J**	**1.4 J**			**8.3**	**10.6**	**9.6 J**	**10.1 J**	**14.3 J**	
Benzene	5	µg/L	< 5.0				< 5.0	< 5.0	< 50	< 50	< 50	
Toluene	1,000	µg/L	< 5.0				< 5.0	< 5.0	< 50	< 50	< 50	
Ethylbenzene	700	µg/L	< 5.0				< 5.0	< 5.0	< 50	< 50	< 50	
m,p-Xylenes	NS	µg/L	< 5.0				< 5.0	< 5.0	< 50	< 50	< 50	
o-Xylene	NS	µg/L	< 5.0				< 5.0	< 5.0	< 50	< 50	< 50	
Xylene, Total	10,000	µg/L	< 10				< 10	< 10	< 100	< 100	< 100	
Carbon tetrachloride	5	µg/L	< 5.0				< 5.0	< 5.0	< 50	< 50	< 50	
Chlorobenzene	100	µg/L	< 5.0				< 5.0	< 5.0	< 50	< 50	< 50	
Chloroform	80	µg/L	< 5.0				< 5.0	< 5.0	< 50	< 50	< 50	
Naphthalene	1	µg/L	< 1.2	< 1.2			< 1.2	< 1.2	< 12	< 12	< 12	
Dissolved Gases												
Ethane	NS	µg/L					< 10	< 10	**54.3**	**58.3**	**51.8**	
Ethene	NS	µg/L					**10.7**	**12.3**	**106**	**113**	**83.6**	
Methane	NS	µg/L					< 10	< 10	**228**	**249**	**2,670**	
Quantitative Polymerase Chain Reaction												
Dehalococcoides spp.	NS	cells/L								< 3,000		
Total Organic Carbon												
Organic Carbon, Total	NS	mg/L			**874**	**863**	**156**	**178**	**314**	**312**	**137**	
Field Parameters												
Dissolved Oxygen, Field	NS	mg/L	**0.47**	**0.68**		**0.32**		**0.18**		**0.08**	**0.94**	
Oxidation-Reduction Potential, Field	NS	mV	**-292.0**	**-102.3**		**-15.8**		**-102.2**		**-122.4**	**0.0**	
pH, Field	NS	pH µnits	**7.04**	**7.13**		**5.36**		**6.95**		**6.41**	**6.95**	
Specific Conductivity	NS	mS/cm	**0.810**	**0.844**		**1.470**		**1.080**		**0.998**	**0.648**	
Temperature, Field	NS	deg C	**19.20**	**18.39**		**18.40**		**18.80**		**19.63**	**24.50**	
Turbidity, Field	NS	NTU	**18.31**	**6.82**		**8.21**		**4.13**		**2.97**	**12.10**	

Notes:
bgs = below ground surface; cells/L = cells per liter; deg C = degrees Celsius;
µg/L = micrograms per liter; mg/L = milligrams per liter;
mS/cm = milli Siemens per centimeter; mV = millivolts;
NTU = nephelometric turbidity unit; su = standard units.
EISB = Enhanced In Situ Bioremediation
N = Normal Environmental Sample
FD = Field Duplicate Sample
NS = No Standard
Bold = Analyte was detected above the laboratory reporting limit
Empty cells = Not Analyzed
Concentrations highlighted in blue exceed the IDEM RISC GW RES 2023 standard.
< = Compound not detected above the laboratory reporting detection limit shown
J+ = The concentration of the sample is considered to be biased high; QC results exceed the upper control limits
J = Estimated concentration above the adjusted method detection limit and below the adjusted reporting limit
B = Analyte detected in associated blank as well as sample
IDEM RISC GW RES 2023 = Indiana Department of Environmental Management Residential Groundwater Risk-Based Screening and Closure (RISC) Levels (2023).
NR = Dissolved oxygen concentration not recorded due to malfunctioning probe.

Table 2
EISB Groundwater Data Summary
Former Square D Facility
252 N. Tippecanoe Street, Peru, IN

		Location ID	MW-12	MW-12	MW-12	MW-12	MW-12	MW-12	MW-12
		Sample Date	9/30/2021	12/29/2021	1/12/2023	6/27/2023	7/14/2023	8/18/2023	9/11/2023
		Sample Type	N	N	N	N	N	N	N
		Screen Interval (feet bgs)	12.5-22.5	12.5-22.5	12.5-22.5	12.5-22.5	12.5-22.5	12.5-22.5	12.5-22.5
Analyte	**IDEM RISC GW RES 2023**	**µnit**							
Volatile Organic Compounds									
Tetrachloroethene	5	µg/L	< 5.0	< 5.0			< 5.0	< 5.0	< 5.0
Trichloroethene	5	µg/L	**22.2**	**8.20**	**24.5**		< 5.0	**1.6 J**	< 5.0
cis-1,2-Dichloroethene	70	µg/L	< 5.0	< 5.0	< 5.0		**5.4**	**9.9**	**408**
trans-1,2-Dichloroethene	100	µg/L	< 5.0	< 5.0	< 5.0		< 5.0	< 5.0	**2.7 J**
Vinyl chloride	2	µg/L	< 2.0	< 2.0	< 2.0		< 2.0	< 2.0	< 2.0
1,1,1-Trichloroethane	200	µg/L	< 5.0	< 5.0			< 5.0	< 5.0	< 5.0
1,1-Dichloroethane	30	µg/L	< 5.0	< 5.0			< 5.0	< 5.0	< 5.0
1,1-Dichloroethene	7	µg/L	< 5.0	< 5.0	< 5.0		< 5.0	< 5.0	**0.93 J**
Benzene	5	µg/L	< 5.0	< 5.0			< 5.0	< 5.0	< 5.0
Toluene	1,000	µg/L	< 5.0	< 5.0			< 5.0	< 5.0	< 5.0
Ethylbenzene	700	µg/L	< 5.0	< 5.0			< 5.0	< 5.0	< 5.0
m,p-Xylenes	NS	µg/L	< 5.0	< 5.0			< 5.0	< 5.0	< 5.0
o-Xylene	NS	µg/L	< 5.0	< 5.0			< 5.0	< 5.0	< 5.0
Xylene, Total	10,000	µg/L	< 10	< 10			< 10	< 10	< 10
Carbon tetrachloride	5	µg/L	< 5.0	< 5.0			< 5.0	< 5.0	< 5.0
Chlorobenzene	100	µg/L	< 5.0	< 5.0			< 5.0	< 5.0	< 5.0
Chloroform	80	µg/L	< 5.0	< 5.0			< 5.0	< 5.0	< 5.0
Naphthalene	1	µg/L	< 1.2	< 1.2	< 1.2		< 1.2	< 1.2	< 1.2
Dissolved Gases									
Ethane	NS	µg/L					< 10	**11.8**	**12.7**
Ethene	NS	µg/L					< 10	**11.4**	**14.9**
Methane	NS	µg/L					< 10	**4,400**	**10,600**
Quantitative Polymerase Chain Reaction									
Dehalococcoides spp.	NS	cells/L						< 3,000	
Total Organic Carbon									
Organic Carbon, Total	NS	mg/L				**41.1**	**46.2**	**28.6**	**48**
Field Parameters									
Dissolved Oxygen, Field	NS	mg/L	**0.00**	**6.61**	**4.07**	**0.10**	**0.07**	**0.01**	**0.83**
Oxidation-Reduction Potential, Field	NS	mV	**191.0**	**171.3**	**34.2**	**-100.6**	**-49.7**	**-123.8**	**-177.5**
pH, Field	NS	pH µnits	**7.12**	**7.18**	**7.36**	**6.81**	**7.21**	**7.11**	**6.67**
Specific Conductivity	NS	mS/cm	**0.735**	**0.686**	**0.943**	**0.552**	**0.711**	**0.488**	**0.676**
Temperature, Field	NS	deg C	**20.97**	**19.70**	**18.16**	**18.90**	**19.60**	**20.38**	**20.10**
Turbidity, Field	NS	NTU	**2.50**	**0.82**	**3.99**	**5.17**	**3.18**	**11.69**	**4.87**

Notes:
bgs = below ground surface; cells/L = cells per liter; deg C = degrees Celsius;
µg/L = micrograms per liter; mg/L = milligrams per liter;
mS/cm = milli Siemens per centimeter; mV = millivolts;
NTU = nephelometric turbidity unit; su = standard units.
EISB = Enhanced In Situ Bioremediation
N = Normal Environmental Sample
FD = Field Duplicate Sample
NS = No Standard
Bold = Analyte was detected above the laboratory reporting limit
Empty cells = Not Analyzed
Concentrations highlighted in blue exceed the IDEM RISC GW RES 2023 standard.
< = Compound not detected above the laboratory reporting detection limit shown
J+ = The concentration of the sample is considered to be biased high; QC results exceed the upper control limits
J = Estimated concentration above the adjusted method detection limit and below the adjusted reporting limit
B = Analyte detected in associated blank as well as sample
IDEM RISC GW RES 2023 = Indiana Department of Environmental Management Residential Groundwater Risk-Based Screening and Closure (RISC) Levels (2023).
NR = Dissolved oxygen concentration not recorded due to malfunctioning probe.

Table 2
EISB Groundwater Data Summary
Former Square D Facility
252 N. Tippecanoe Street, Peru, IN

		Location ID	MW-15	MW-15	MW-15	MW-15	MW-15	MW-15	MW-15
		Sample Date	1/7/2022	1/12/2023	1/12/2023	6/27/2023	7/14/2023	8/17/2023	9/11/2023
		Sample Type	N	FD	N	N	N	N	N
		Screen Interval (feet bgs)	18-23	18-23	18-23	18-23	18-23	18-23	18-23
Analyte	**IDEM RISC GW RES 2023**	**µnit**							
Volatile Organic Compounds									
Tetrachloroethene	5	µg/L	< 5.0				< 5.0	< 5.0	< 5.0
Trichloroethene	5	µg/L	**86.0**	**277**	**317**		**22.0**	< 5.0	< 5.0
cis-1,2-Dichloroethene	70	µg/L	**6.1**	**66.4**	**66.9**		**11.0**	**138**	**121**
trans-1,2-Dichloroethene	100	µg/L	< 5.0	**1.7 J**	**1.8 J**		< 5.0	**0.71 J**	< 5.0
Vinyl chloride	2	µg/L	< 2.0	< 2.0	< 2.0		< 2.0	< 2.0	< 2.0
1,1,1-Trichloroethane	200	µg/L	< 5.0				< 5.0	< 5.0	< 5.0
1,1-Dichloroethane	30	µg/L	< 5.0				< 5.0	< 5.0	< 5.0
1,1-Dichloroethene	7	µg/L	< 5.0	**0.37 J**	< 5.0		< 5.0	< 5.0	< 5.0
Benzene	5	µg/L	< 5.0				< 5.0	**0.57 J**	< 5.0
Toluene	1,000	µg/L	< 5.0				< 5.0	< 5.0	< 5.0
Ethylbenzene	700	µg/L	< 5.0				< 5.0	< 5.0	< 5.0
m,p-Xylenes	NS	µg/L	< 5.0				< 5.0	< 5.0	< 5.0
o-Xylene	NS	µg/L	< 5.0				< 5.0	< 5.0	< 5.0
Xylene, Total	10,000	µg/L	< 10				< 10	< 10	< 10
Carbon tetrachloride	5	µg/L	< 5.0				< 5.0	< 5.0	< 5.0
Chlorobenzene	100	µg/L	< 5.0				< 5.0	< 5.0	< 5.0
Chloroform	80	µg/L	< 5.0				< 5.0	< 5.0	< 5.0
Naphthalene	1	µg/L	< 1.2	< 1.2	< 1.2		< 1.2	< 1.2	< 1.2
Dissolved Gases									
Ethane	NS	µg/L					**61.3**	**92.4**	**65.6**
Ethene	NS	µg/L					**37.3**	**64.0**	**56.9**
Methane	NS	µg/L					**169**	**9,220**	**23,100**
Quantitative Polymerase Chain Reaction									
Dehalococcoides spp.	NS	cells/L						< 3,000	
Total Organic Carbon									
Organic Carbon, Total	NS	mg/L				**172**	**153**	**151**	**150**
Field Parameters									
Dissolved Oxygen, Field	NS	mg/L	**3.53**		**0.93**	**0.12**	**-0.05**	**0.05**	**0.65**
Oxidation-Reduction Potential, Field	NS	mV	**-18.3**		**59.3**	**-111.2**	**-157.8**	**-151.3**	**-188.0**
pH, Field	NS	pH µnits	**7.05**		**7.30**	**6.09**	**7.46**	**7.59**	**7.03**
Specific Conductivity	NS	mS/cm	**0.777**		**0.777**	**0.730**	**0.981**	**0.562**	**0.740**
Temperature, Field	NS	deg C	**19.30**		**18.44**	**18.20**	**19.10**	**19.70**	**19.72**
Turbidity, Field	NS	NTU	**33.83**		**10.50**	**9.30**	**6.54**	**17.40**	**11.60**

Notes:
bgs = below ground surface; cells/L = cells per liter; deg C = degrees Celsius;
µg/L = micrograms per liter; mg/L = milligrams per liter;
mS/cm = milli Siemens per centimeter; mV = millivolts;
NTU = nephelometric turbidity unit; su = standard units.
EISB = Enhanced In Situ Bioremediation
N = Normal Environmental Sample
FD = Field Duplicate Sample
NS = No Standard
Bold = Analyte was detected above the laboratory reporting limit
Empty cells = Not Analyzed
Concentrations highlighted in blue exceed the IDEM RISC GW RES 2023 standard.
< = Compound not detected above the laboratory reporting detection limit shown
J+ = The concentration of the sample is considered to be biased high; QC results exceed the upper control limits
J = Estimated concentration above the adjusted method detection limit and below the adjusted reporting limit
B = Analyte detected in associated blank as well as sample
IDEM RISC GW RES 2023 = Indiana Department of Environmental Management Residential Groundwater Risk-Based Screening and Closure (RISC) Levels (2023).
NR = Dissolved oxygen concentration not recorded due to malfunctioning probe.

Table 2
EISB Groundwater Data Summary
Former Square D Facility
252 N. Tippecanoe Street, Peru, IN

		Location ID	MW-22	MW-22	MW-22	MW-22	MW-22	MW-22	MW-22
		Sample Date	1/14/2022	1/25/2022	1/12/2023	6/27/2023	7/14/2023	8/17/2023	9/11/2023
		Sample Type	N	N	N	N	N	N	N
		Screen Interval (feet bgs)	27.5-34.5	27.5-34.5	27.5-34.5	27.5-34.5	27.5-34.5	27.5-34.5	27.5-34.5
Analyte	**IDEM RISC GW RES 2023**	**µnit**							
Volatile Organic Compounds									
Tetrachloroethene	5	µg/L	< 5.0	< 50			< 5.0	< 50	< 50
Trichloroethene	5	µg/L	**21,700**	**22,800**	**11.1**		**2,370**	**6,790**	**1,520**
cis-1,2-Dichloroethene	70	µg/L	**4,880**	**4,980**	**0.81 J**		**12,000**	**13,300**	**14,200**
trans-1,2-Dichloroethene	100	µg/L	**210**	**143**	< 5.0		**99.5**	**90.2**	**63.6**
Vinyl chloride	2	µg/L	**9.4**	< 20	< 2.0		**8.8**	**7.9 J**	**16.4 J+**
1,1,1-Trichloroethane	200	µg/L	< 5.0	< 50			< 5.0	< 50	< 50
1,1-Dichloroethane	30	µg/L	< 5.0	< 50			< 5.0	< 50	< 50
1,1-Dichloroethene	7	µg/L	**63.8**	**48.5 J**	< 5.0		**36.1**	**40.8 J**	**34.1 J**
Benzene	5	µg/L	< 5.0	< 50			< 5.0	< 50	< 50
Toluene	1,000	µg/L	**1.1 J**	< 50			< 5.0	< 50	< 50
Ethylbenzene	700	µg/L	< 5.0	< 50			< 5.0	< 50	< 50
m,p-Xylenes	NS	µg/L	< 5.0	< 50			< 5.0	< 50	< 50
o-Xylene	NS	µg/L	< 5.0	< 50			< 5.0	< 50	< 50
Xylene, Total	10,000	µg/L	< 10	< 100			< 10	< 100	< 100
Carbon tetrachloride	5	µg/L	< 5.0	< 50			< 5.0	< 50	< 50
Chlorobenzene	100	µg/L	< 5.0	< 50			< 5.0	< 50	< 50
Chloroform	80	µg/L	< 5.0	< 50			< 5.0	< 50	< 50
Naphthalene	1	µg/L	< 1.2	< 12	< 1.2		< 1.2	< 12	< 12
Dissolved Gases									
Ethane	NS	µg/L					**5.2 J**	**15.7**	**21.3**
Ethene	NS	µg/L					**14.0**	**41.2**	**68.3**
Methane	NS	µg/L					< 10	**12.2**	**13.7**
Quantitative Polymerase Chain Reaction									
Dehalococcoides spp.	NS	cells/L						< 3,000	
Total Organic Carbon									
Organic Carbon, Total	NS	mg/L				**2.7 J**	**2.5**	**1.9**	**1.6**
Field Parameters									
Dissolved Oxygen, Field	NS	mg/L	**0.60**	**0.47**	**5.22**	**0.09**	**0.07**	**0.03**	**1.12**
Oxidation-Reduction Potential, Field	NS	mV	**-177.3**	**-214.7**	**17.1**	**-108.9**	**-133.2**	**-163.6**	**-197.3**
pH, Field	NS	pH µnits	**7.01**	**6.96**	**7.40**	**5.95**	**7.62**	**7.59**	**7.29**
Specific Conductivity	NS	mS/cm	**1.007**	**1.011**	**0.832**	**0.670**	**0.905**	**0.590**	**0.841**
Temperature, Field	NS	deg C	**20.70**	**19.40**	**18.32**	**18.40**	**19.30**	**19.27**	**19.45**
Turbidity, Field	NS	NTU	**18.15**	**14.33**	**0.03**	**2.20**	**2.56**	**4.58**	**1.42**

Notes:
bgs = below ground surface; cells/L = cells per liter; deg C = degrees Celsius;
µg/L = micrograms per liter; mg/L = milligrams per liter;
mS/cm = milli Siemens per centimeter; mV = millivolts;
NTU = nephelometric turbidity unit; su = standard units.
EISB = Enhanced In Situ Bioremediation
N = Normal Environmental Sample
FD = Field Duplicate Sample
NS = No Standard
Bold = Analyte was detected above the laboratory reporting limit
Empty cells = Not Analyzed
Concentrations highlighted in blue exceed the IDEM RISC GW RES 2023 standard.
< = Compound not detected above the laboratory reporting detection limit shown
J+ = The concentration of the sample is considered to be biased high; QC results exceed the upper control limits
J = Estimated concentration above the adjusted method detection limit and below the adjusted reporting limit
B = Analyte detected in associated blank as well as sample
IDEM RISC GW RES 2023 = Indiana Department of Environmental Management Residential Groundwater Risk-Based Screening and Closure (RISC) Levels (2023).
NR = Dissolved oxygen concentration not recorded due to malfunctioning probe.

Table 2
EISB Groundwater Data Summary
Former Square D Facility
252 N. Tippecanoe Street, Peru, IN

		Location ID	MW-31	MW-31	MW-31	MW-31	MW-31	MW-31	MW-31	MW-31	MW-31
		Sample Date	3/25/2022	3/25/2022	1/12/2023	1/18/2023	6/27/2023	7/14/2023	8/17/2023	9/11/2023
		Sample Type	FD	N	N	N	N	N	N	N
		Screen Interval (feet bgs)	22-27	22-27	22-27	22-27	22-27	22-27	22-27	22-27
Analyte	**IDEM RISC GW RES 2023**	**µnit**								
Volatile Organic Compounds										
Tetrachloroethene	5	µg/L	< 5.0	< 5.0				< 5.0	< 5.0	< 5.0
Trichloroethene	5	µg/L	**272**	**270**	**14,600**	**18,000**		< 5.0	< 5.0	< 5.0
cis-1,2-Dichloroethene	70	µg/L	**115**	**112**	**10,100**	**8,790**		< 5.0	**9.6**	**11.2**
trans-1,2-Dichloroethene	100	µg/L	**2.9 J**	**3.0 J**	**187**	**148**		< 5.0	< 5.0	< 5.0
Vinyl chloride	2	µg/L	< 2.0	< 2.0	**12.5**	**10.4**		< 5.0	< 2.0	< 2.0
1,1,1-Trichloroethane	200	µg/L	< 5.0	< 5.0				< 5.0	< 5.0	< 5.0
1,1-Dichloroethane	30	µg/L	< 5.0	< 5.0				< 5.0	< 5.0	< 5.0
1,1-Dichloroethene	7	µg/L	**1.3 J**	**1.3 J**	**72.4**	**53.4**		< 5.0	< 5.0	< 5.0
Benzene	5	µg/L	**0.55 J**	**0.56 J**				< 5.0	< 5.0	< 5.0
Toluene	1,000	µg/L	**1.0 J**	**1.2 J**				< 5.0	**0.52 J**	< 5.0
Ethylbenzene	700	µg/L	< 5.0	< 5.0				< 5.0	< 5.0	< 5.0
m,p-Xylenes	NS	µg/L	< 5.0					**0.61 J**	< 5.0	< 5.0
o-Xylene	NS	µg/L	< 5.0					< 5.0	< 5.0	< 5.0
Xylene, Total	10,000	µg/L	< 10	**0.77 J**				**0.61 J**	< 10	< 10
Carbon tetrachloride	5	µg/L	< 5.0	< 5.0				< 5.0	< 5.0	< 5.0
Chlorobenzene	100	µg/L	< 5.0	< 5.0				< 5.0	< 5.0	< 5.0
Chloroform	80	µg/L	**1.2 J,B**	**0.68 J,B**				< 5.0	< 5.0	< 5.0
Naphthalene	1	µg/L	< 1.2	< 1.2	< 1.2	< 1.2		< 1.2	< 1.2	< 1.2
Dissolved Gases										
Ethane	NS	µg/L						**17.1**	**22.7**	**14.5**
Ethene	NS	µg/L						< 10	**16.7**	**14**
Methane	NS	µg/L						**1,050**	**7,670**	**12,300**
Quantitative Polymerase Chain Reaction										
Dehalococcoides spp.	NS	cells/L							**800,000**	
Total Organic Carbon										
Organic Carbon, Total	NS	mg/L					**43.3**	**54.5**	**46.0**	**61.8**
Field Parameters										
Dissolved Oxygen, Field	NS	mg/L			**1.03**	**0.36**	**0.13**	**0.14**	**0.02**	**0.98**
Oxidation-Reduction Potential, Field	NS	mV			**-78.5**	**-69.8**	**-17.0**	**-175.0**	**-152.0**	**-161.3**
pH, Field	NS	pH µnits			**7.19**	**7.31**	**5.47**	**7.46**	**7.36**	**6.76**
Specific Conductivity	NS	mS/cm			**1.015**	**0.985**	**0.580**	**0.790**	**0.485**	**0.708**
Temperature, Field	NS	deg C			**18.25**	**18.48**	**18.6**	**19.40**	**20.14**	**20.26**
Turbidity, Field	NS	NTU			**10.10**	**3.60**	**3.95**	**4.24**	**4.97**	**7.21**

Notes:
bgs = below ground surface; cells/L = cells per liter; deg C = degrees Celsius;
µg/L = micrograms per liter; mg/L = milligrams per liter;
mS/cm = milli Siemens per centimeter; mV = millivolts;
NTU = nephelometric turbidity unit; su = standard units.
EISB = Enhanced In Situ Bioremediation
N = Normal Environmental Sample
FD = Field Duplicate Sample
NS = No Standard
Bold = Analyte was detected above the laboratory reporting limit
Empty cells = Not Analyzed
Concentrations highlighted in blue exceed the IDEM RISC GW RES 2023 standard.
< = Compound not detected above the laboratory reporting detection limit shown
J+ = The concentration of the sample is considered to be biased high; QC results exceed the upper control limits
J = Estimated concentration above the adjusted method detection limit and below the adjusted reporting limit
B = Analyte detected in associated blank as well as sample
IDEM RISC GW RES 2023 = Indiana Department of Environmental Management Residential Groundwater Risk-Based Screening and Closure (RISC) Levels (2023).
NR = Dissolved oxygen concentration not recorded due to malfunctioning probe.

Table 2
EISB Groundwater Data Summary
Former Square D Facility
252 N. Tippecanoe Street, Peru, IN

		Location ID	MW-32S	MW-32S	MW-32S	MW-32S	MW-32S	MW-32S	MW-32S
		Sample Date	5/18/2022	1/11/2023	1/18/2023	1/18/2023	8/14/2023	9/12/2023	9/12/2023
		Sample Type	N	N	FD	N	N	FD	N
		Screen Interval (feet bgs)	13-18	13-18	13-18	13-18	13-18	13-18	13-18
Analyte	**IDEM RISC GW RES 2023**	**µnit**							
Volatile Organic Compounds									
Tetrachloroethene	5	µg/L	< 5.0				< 5.0	< 5.0	< 5.0
Trichloroethene	5	µg/L	**8.2**	**9.5**	**7.7**	**7.4**	**17.8**	**12.6**	**11.4**
cis-1,2-Dichloroethene	70	µg/L	**234**	**445**	**408**	**400**	**76.1**	**158**	**153**
trans-1,2-Dichloroethene	100	µg/L	**0.98 J**	**1.5 J**	**2.0 J**	**1.6 J**	**1.8 J**	**4.1 J**	**3.9 J**
Vinyl chloride	2	µg/L	**16.6**	**23.6**	**25.9**	**28.3**	**2.7**	< 2.0	< 2.0
1,1,1-Trichloroethane	200	µg/L	< 5.0				< 5.0	< 5.0	< 5.0
1,1-Dichloroethane	30	µg/L	< 5.0				< 5.0	< 5.0	< 5.0
1,1-Dichloroethene	7	µg/L	< 5.0	**0.73 J**	**0.67 J**	**0.67 J**	< 5.0	< 5.0	< 5.0
Benzene	5	µg/L	< 5.0				< 5.0	< 5.0	< 5.0
Toluene	1,000	µg/L	< 5.0				< 5.0	< 5.0	< 5.0
Ethylbenzene	700	µg/L	< 5.0				< 5.0	< 5.0	< 5.0
m,p-Xylenes	NS	µg/L	< 5.0				< 5.0	< 5.0	< 5.0
o-Xylene	NS	µg/L	< 5.0				< 5.0	< 5.0	< 5.0
Xylene, Total	10,000	µg/L	< 10				< 10	< 10	< 10
Carbon tetrachloride	5	µg/L	< 5.0				< 5.0	< 5.0	< 5.0
Chlorobenzene	100	µg/L	< 5.0				< 5.0	< 5.0	< 5.0
Chloroform	80	µg/L	< 5				< 5.0	< 5.0	< 5.0
Naphthalene	1	µg/L	< 1.2	< 1.2	< 1.2	< 1.2	< 1.2	< 1.2	< 1.2
Dissolved Gases									
Ethane	NS	µg/L						< 10	< 10
Ethene	NS	µg/L						< 10	< 10
Methane	NS	µg/L						**25.9**	**26.8**
Quantitative Polymerase Chain Reaction									
Dehalococcoides spp.	NS	cells/L							
Total Organic Carbon									
Organic Carbon, Total	NS	mg/L							
Field Parameters									
Dissolved Oxygen, Field	NS	mg/L	**6.97**	**2.68**		**0.77**	**0.22**		**0.98**
Oxidation-Reduction Potential, Field	NS	mV	**-21.5**	**-67.5**		**-69.4**	**-145.5**		**-138.2**
pH, Field	NS	pH µnits	**7.43**	**7.10**		**7.30**	**7.47**		**6.67**
Specific Conductivity	NS	mS/cm	**0.961**	**1.052**		**1.024**	**0.710**		**0.814**
Temperature, Field	NS	deg C	**14.10**	**14.46**		**14.33**	**17.40**		**18.40**
Turbidity, Field	NS	NTU	**351.40**	**14.80**		**9.30**	**5.00**		**1.10**

Notes:
bgs = below ground surface; cells/L = cells per liter; deg C = degrees Celsius;
µg/L = micrograms per liter; mg/L = milligrams per liter;
mS/cm = milli Siemens per centimeter; mV = millivolts;
NTU = nephelometric turbidity unit; su = standard units.
EISB = Enhanced In Situ Bioremediation
N = Normal Environmental Sample
FD = Field Duplicate Sample
NS = No Standard
Bold = Analyte was detected above the laboratory reporting limit
Empty cells = Not Analyzed
Concentrations highlighted in blue exceed the IDEM RISC GW RES 2023 standard.
< = Compound not detected above the laboratory reporting detection limit shown
J+ = The concentration of the sample is considered to be biased high; QC results exceed the upper control limits
J = Estimated concentration above the adjusted method detection limit and below the adjusted reporting limit
B = Analyte detected in associated blank as well as sample
IDEM RISC GW RES 2023 = Indiana Department of Environmental Management Residential Groundwater Risk-Based Screening and Closure (RISC) Levels (2023).
NR = Dissolved oxygen concentration not recorded due to malfunctioning probe.

Table 2
EISB Groundwater Data Summary
Former Square D Facility
252 N. Tippecanoe Street, Peru, IN

		Location ID	MW-32D	MW-32D	MW-32D	MW-32D	MW-32D	MW-33	MW-33	MW-33	MW-33
		Sample Date	5/18/2022	1/11/2023	1/18/2023	8/14/2023	9/12/2023	5/17/2022	1/11/2023	8/14/2023	9/14/2023
		Sample Type	N	N	N	N	N	N	N	N	N
		Screen Interval (feet bgs)	19.5-24.5	19.5-24.5	19.5-24.5	19.5-24.5	19.5-24.5	14-19	14-19	14-19	14-19
Analyte	**IDEM RISC GW RES 2023**	**µnit**									
Volatile Organic Compounds											
Tetrachloroethene	5	µg/L	< 5.0			< 5.0	< 5.0	< 5.0		< 5.0	< 5.0
Trichloroethene	5	µg/L	**0.51 J**	< 5.0	< 5.0	< 5.0	< 5.0	< 5.0	< 5.0	< 5.0	< 5.0
cis-1,2-Dichloroethene	70	µg/L	**758**	**1,070**	**1,250**	**1,480**	**1,820**	**19.9**	**47.9**	**60**	**71.4**
trans-1,2-Dichloroethene	100	µg/L	**5.1**	**10.5**	**12.6**	**15.7**	**5.1**	**0.83 J**	**1.6 J**	**1.9 J**	**1.9 J**
Vinyl chloride	2	µg/L	**35.8**	**25.4**	**41.2**	**67.4**	**131**	**3.1**	**9.3**	**13.5**	**11.4**
1,1,1-Trichloroethane	200	µg/L	< 5.0			< 5.0	< 5.0	< 5.0		< 5.0	< 5.0
1,1-Dichloroethane	30	µg/L	< 5.0			< 5.0	< 5.0	< 5.0		< 5.0	< 5.0
1,1-Dichloroethene	7	µg/L	**2.9 J**	**4.5 J**	**5.0**	**5.7**	**5.1**	< 5.0	< 5.0	< 5.0	< 5.0
Benzene	5	µg/L	< 5.0			< 5.0	< 5.0	< 5.0		< 5.0	< 5.0
Toluene	1,000	µg/L	< 5.0			< 5.0	< 5.0	< 5.0		< 5.0	< 5.0
Ethylbenzene	700	µg/L	< 5.0			< 5.0	< 5.0	< 5.0		< 5.0	< 5.0
m,p-Xylenes	NS	µg/L	< 5.0			< 5.0	< 5.0	< 5.0		< 5.0	< 5.0
o-Xylene	NS	µg/L	< 5.0			< 5.0	< 5.0	< 5.0		< 5.0	< 5.0
Xylene, Total	10,000	µg/L	< 10			< 10	< 10	< 10		< 10	< 10
Carbon tetrachloride	5	µg/L	< 5.0			< 5.0	< 5.0	< 5.0		< 5.0	< 5.0
Chlorobenzene	100	µg/L	< 5.0			< 5.0	< 5.0	< 5.0		< 5.0	< 5.0
Chloroform	80	µg/L	< 5.0			< 5	< 5	< 5.0		< 5.0	< 5.0
Naphthalene	1	µg/L	< 1.2	< 1.2	< 1.2	< 1.2	< 1.2	< 1.2	< 1.2	< 1.2	< 1.2
Dissolved Gases											
Ethane	NS	µg/L					< 10				< 10
Ethene	NS	µg/L					< 10				< 10
Methane	NS	µg/L					**14.6**				< 10
Quantitative Polymerase Chain Reaction											
Dehalococcoides spp.	NS	cells/L									
Total Organic Carbon											
Organic Carbon, Total	NS	mg/L									
Field Parameters											
Dissolved Oxygen, Field	NS	mg/L	**0.85**	**1.64**	**0.58**	**0.20**	**0.76**	**0.90**	**0.69**	**0.20**	**0.00**
Oxidation-Reduction Potential, Field	NS	mV	**-38.3**	**-74.0**	**-71.0**	**-87.4**	**-158.8**	**-92.5**	**-29.2**	**-27.4**	**-48.0**
pH, Field	NS	pH µnits	**7.12**	**7.22**	**7.26**	**7.01**	**6.47**	**7.14**	**7.14**	**7.08**	**7.29**
Specific Conductivity	NS	mS/cm	**1.061**	**1.040**	**1.041**	**0.900**	**1.057**	**0.735**	**0.822**	**0.630**	**0.492**
Temperature, Field	NS	deg C	**14.41**	**14.33**	**15.05**	**16.30**	**16.74**	**12.50**	**13.53**	**15.10**	**22.27**
Turbidity, Field	NS	NTU	**21.65**	**4.19**	**3.66**	**4.18**	**3.92**	**20.39**	**2.40**	**1.31**	**1.75**

Notes:
bgs = below ground surface; cells/L = cells per liter; deg C = degrees Celsius;
µg/L = micrograms per liter; mg/L = milligrams per liter;
mS/cm = milli Siemens per centimeter; mV = millivolts;
NTU = nephelometric turbidity unit; su = standard units.
EISB = Enhanced In Situ Bioremediation
N = Normal Environmental Sample
FD = Field Duplicate Sample
NS = No Standard
Bold = Analyte was detected above the laboratory reporting limit
Empty cells = Not Analyzed
Concentrations highlighted in blue exceed the IDEM RISC GW RES 2023 standard.
< = Compound not detected above the laboratory reporting detection limit shown
J+ = The concentration of the sample is considered to be biased high; QC results exceed the upper control limits
J = Estimated concentration above the adjusted method detection limit and below the adjusted reporting limit
B = Analyte detected in associated blank as well as sample
IDEM RISC GW RES 2023 = Indiana Department of Environmental Management Residential Groundwater Risk-Based Screening and Closure (RISC) Levels (2023).
NR = Dissolved oxygen concentration not recorded due to malfunctioning probe.

Table 2
EISB Groundwater Data Summary
Former Square D Facility
252 N. Tippecanoe Street, Peru, IN

		Location ID	MW-34S	MW-34S	MW-34S	MW-34S	MW-34D	MW-34D	MW-34D	MW-34D	MW-34D
		Sample Date	5/16/2022	1/10/2023	8/15/2023	9/12/2023	5/16/2022	1/10/2023	1/18/2023	8/15/2023	9/12/2023
		Sample Type	N	N	N	N	N	N	N	N	N
		Screen Interval (feet bgs)	12-17	12-17	12-17	12-17	23-28	23-28	23-28	23-28	23-28
Analyte	**IDEM RISC GW RES 2023**	**µnit**									
Volatile Organic Compounds											
Tetrachloroethene	5	µg/L	< 5.0		< 5.0	< 5.0	< 5.0			< 5.0	< 5.0
Trichloroethene	5	µg/L	< 5.0	< 5.0	< 5.0	< 5.0	< 5.0	< 5.0	< 5.0	< 5.0	< 5.0
cis-1,2-Dichloroethene	70	µg/L	< 5.0	< 5.0	< 5.0	**0.49 J**	**744**	**686**	**675**	**659**	**942**
trans-1,2-Dichloroethene	100	µg/L	< 5.0	< 5.0	< 5.0	< 5.0	**6.7**	**5.5**	**5.0 J**	**7.1**	**7.5**
Vinyl chloride	2	µg/L	< 2.0	< 2.0	< 2.0	< 2.0	**3.8**	**2.7**	**3.5**	**4.4**	**2.3**
1,1,1-Trichloroethane	200	µg/L	< 5.0		< 5.0	< 5.0	< 5.0			< 5.0	< 5.0
1,1-Dichloroethane	30	µg/L	< 5.0		< 5.0	< 5.0	< 5.0			< 5.0	< 5.0
1,1-Dichloroethene	7	µg/L	< 5	< 5.0	< 5.0	< 5.0	**1.7 J**	**1.3 J**	**1.1 J**	**0.92 J**	**1.7 J**
Benzene	5	µg/L	< 5.0		< 5.0	< 5.0	< 5.0			< 5.0	< 5.0
Toluene	1,000	µg/L	< 5.0		< 5.0	< 5.0	< 5.0			< 5.0	< 5.0
Ethylbenzene	700	µg/L	< 5.0		< 5.0	< 5.0	< 5.0			< 5.0	< 5.0
m,p-Xylenes	NS	µg/L	< 5.0		< 5.0	< 5.0	< 5.0			< 5.0	< 5.0
o-Xylene	NS	µg/L	< 5.0		< 5.0	< 5.0	< 5.0			< 5.0	< 5.0
Xylene, Total	10,000	µg/L	< 10		< 10	< 10	< 10			< 10	< 10
Carbon tetrachloride	5	µg/L	< 5.0		< 5.0	< 5.0	< 5.0			< 5.0	< 5.0
Chlorobenzene	100	µg/L	< 5.0		< 5.0	< 5.0	< 5.0			< 5.0	< 5.0
Chloroform	80	µg/L	< 5.0		< 5.0	< 5.0	< 5.0			< 5.0	< 5.0
Naphthalene	1	µg/L	< 1.2	< 1.2	< 1.2	< 1.2	< 1.2	< 1.2	< 1.2	< 1.2	< 1.2
Dissolved Gases											
Ethane	NS	µg/L				< 10					< 10
Ethene	NS	µg/L				< 10					< 10
Methane	NS	µg/L				**1,050**					**15.1**
Quantitative Polymerase Chain Reaction											
Dehalococcoides spp.	NS	cells/L									
Total Organic Carbon											
Organic Carbon, Total	NS	mg/L									
Field Parameters											
Dissolved Oxygen, Field	NS	mg/L	**4.21**	**2.82**	**1.92**	**0.00**	**0.72**	**0.36**	**0.67**	**0.01**	**0.14**
Oxidation-Reduction Potential, Field	NS	mV	**-89.1**	**-32.5**	**-131.2**	**-68.0**	**-141.7**	**-143.3**	**-107.6**	**-127.8**	**-132.0**
pH, Field	NS	pH µnits	**7.68**	**7.16**	**7.20**	**7.88**	**7.05**	**7.36**	**7.46**	**7.23**	**7.49**
Specific Conductivity	NS	mS/cm	**0.417**	**0.994**	**0.420**	**0.372**	**0.902**	**0.861**	**0.854**	**0.554**	**0.650**
Temperature, Field	NS	deg C	**13.20**	**13.48**	**16.72**	**21.73**	**13.90**	**14.25**	**13.17**	**15.42**	**21.00**
Turbidity, Field	NS	NTU	**22.80**	**2.12**	**4.39**	**8.14**	**343.82**	**11.60**	**9.70**	**4.04**	**9.10**

Notes:
bgs = below ground surface; cells/L = cells per liter; deg C = degrees Celsius;
µg/L = micrograms per liter; mg/L = milligrams per liter;
mS/cm = milli Siemens per centimeter; mV = millivolts;
NTU = nephelometric turbidity unit; su = standard units.
EISB = Enhanced In Situ Bioremediation
N = Normal Environmental Sample
FD = Field Duplicate Sample
NS = No Standard
Bold = Analyte was detected above the laboratory reporting limit
Empty cells = Not Analyzed
Concentrations highlighted in blue exceed the IDEM RISC GW RES 2023 standard.
< = Compound not detected above the laboratory reporting detection limit shown
J+ = The concentration of the sample is considered to be biased high; QC results exceed the upper control limits
J = Estimated concentration above the adjusted method detection limit and below the adjusted reporting limit
B = Analyte detected in associated blank as well as sample
IDEM RISC GW RES 2023 = Indiana Department of Environmental Management Residential Groundwater Risk-Based Screening and Closure (RISC) Levels (2023).
NR = Dissolved oxygen concentration not recorded due to malfunctioning probe.

Table 2
EISB Groundwater Data Summary
Former Square D Facility
252 N. Tippecanoe Street, Peru, IN

		Location ID	MW-35S	MW-35S	MW-35S	MW-35S	MW-35D	MW-35D	MW-36S	MW-36S
		Sample Date	5/17/2022	1/11/2023	8/14/2023	9/12/2023	8/14/2023	9/12/2023	8/14/2023	9/14/2023
		Sample Type	N	N	N	N	N	N	N	N
		Screen Interval (feet bgs)	12.5-17.5	12.5-17.5	12.5-17.5	12.5-17.5	16.5-21.5	16.5-21.5	12.5-17.5	12.5-17.5
Analyte	**IDEM RISC GW RES 2023**	**µnit**								
Volatile Organic Compounds										
Tetrachloroethene	5	µg/L	< 5.0		< 5.0	< 5.0	< 5.0	< 5.0	< 5.0	< 5.0
Trichloroethene	5	µg/L	< 5.0	< 5	< 5.0	< 5.0	< 5.0	< 5.0	< 5.0	< 5.0
cis-1,2-Dichloroethene	70	µg/L	**13.7**	**82.6**	**110**	**130**	**205**	**230**	**66.1**	**75.0**
trans-1,2-Dichloroethene	100	µg/L	**0.72 J**	**4.7 J**	**7.8**	**9.1**	**16.2**	**21.7**	**0.52 J**	**0.68 J**
Vinyl chloride	2	µg/L	< 2.0	< 2.0	**1.6 J**	< 2.0	**2.9**	**0.56 J**	**13.5**	**13.4**
1,1,1-Trichloroethane	200	µg/L	< 5.0		< 5.0	< 5.0	< 5.0	< 5.0	< 5.0	< 5.0
1,1-Dichloroethane	30	µg/L	< 5.0		< 5.0	< 5.0	< 5.0	< 5.0	< 5.0	< 5.0
1,1-Dichloroethene	7	µg/L	< 5.0	< 5.0	< 5.0	< 5.0	**1.0 J**	**1.4 J**	< 5.0	< 5.0
Benzene	5	µg/L	< 5.0		< 5.0	< 5.0	< 5.0	< 5.0	< 5.0	< 5.0
Toluene	1,000	µg/L	< 5.0		< 5.0	< 5.0	< 5.0	< 5.0	< 5.0	< 5.0
Ethylbenzene	700	µg/L	< 5.0		< 5.0	< 5.0	< 5.0	< 5.0	< 5.0	< 5.0
m,p-Xylenes	NS	µg/L	< 5.0		< 5.0	< 5.0	< 5.0	< 5.0	< 5.0	< 5.0
o-Xylene	NS	µg/L	< 5.0		< 5.0	< 5.0	< 5.0	< 5.0	< 5.0	< 5.0
Xylene, Total	10,000	µg/L	< 10		< 10	< 10	< 10	< 10	< 10	< 10
Carbon tetrachloride	5	µg/L	< 5.0		< 5.0	< 5.0	< 5.0	< 5.0	< 5.0	< 5.0
Chlorobenzene	100	µg/L	< 5.0		< 5.0	< 5.0	< 5.0	< 5.0	< 5.0	< 5.0
Chloroform	80	µg/L	< 5.0		< 5.0	< 5.0	< 5.0	< 5.0	< 5.0	< 5.0
Naphthalene	1	µg/L	< 1.2	< 1.2	< 1.2	< 1.2	< 1.2	< 1.2	< 1.2	< 1.2
Dissolved Gases										
Ethane	NS	µg/L				< 10		< 10		< 10
Ethene	NS	µg/L				< 10		< 10		< 10
Methane	NS	µg/L				< 10		< 10		< 10
Quantitative Polymerase Chain Reaction										
Dehalococcoides spp.	NS	cells/L								
Total Organic Carbon										
Organic Carbon, Total	NS	mg/L								
Field Parameters										
Dissolved Oxygen, Field	NS	mg/L	**1.83**	**0.51**	**0.24**	**1.15**	**0.11**	**0.94**	**0.17**	**0.00**
Oxidation-Reduction Potential, Field	NS	mV	**-71.3**	**-83.4**	**-120.6**	**-157.7**	**-135.2**	**-149.0**	**-119.2**	**-107.0**
pH, Field	NS	pH µnits	**7.19**	**7.27**	**7.18**	**6.64**	**7.35**	**6.69**	**7.24**	**7.48**
Specific Conductivity	NS	mS/cm	**0.750**	**0.706**	**0.553**	**0.693**	**0.496**	**0.731**	**0.512**	**0.467**
Temperature, Field	NS	deg C	**13.10**	**14.03**	**16.32**	**16.94**	**16.71**	**16.71**	**16.22**	**22.32**
Turbidity, Field	NS	NTU	**70.38**	**13.20**	**2.02**	**4.28**	**4.98**	**2.48**	**1.86**	**1.83**

Notes:
bgs = below ground surface; cells/L = cells per liter; deg C = degrees Celsius;
µg/L = micrograms per liter; mg/L = milligrams per liter;
mS/cm = milli Siemens per centimeter; mV = millivolts;
NTU = nephelometric turbidity unit; su = standard units.
EISB = Enhanced In Situ Bioremediation
N = Normal Environmental Sample
FD = Field Duplicate Sample
NS = No Standard
Bold = Analyte was detected above the laboratory reporting limit
Empty cells = Not Analyzed
Concentrations highlighted in blue exceed the IDEM RISC GW RES 2023 standard.
< = Compound not detected above the laboratory reporting detection limit shown
J+ = The concentration of the sample is considered to be biased high; QC results exceed the upper control limits
J = Estimated concentration above the adjusted method detection limit and below the adjusted reporting limit
B = Analyte detected in associated blank as well as sample
IDEM RISC GW RES 2023 = Indiana Department of Environmental Management Residential Groundwater Risk-Based Screening and Closure (RISC) Levels (2023).
NR = Dissolved oxygen concentration not recorded due to malfunctioning probe.

Table 2
EISB Groundwater Data Summary
Former Square D Facility
252 N. Tippecanoe Street, Peru, IN

		Location ID	MW-36D	MW-36D	MW-36D	MW-38S	MW-38S	MW-38S	MW-38S	MW-38S	MW-38S	MW-38S
		Sample Date	1/11/2023	8/14/2023	9/14/2023	5/12/2023	5/19/2023	7/14/2023	8/15/2023	8/15/2023	9/13/2023	
		Sample Type	N	N	N	N	N	N	FD	N	N	
		Screen Interval (feet bgs)	17.5-22.5	17.5-22.5	17.5-22.5	11.5-16.5	11.5-16.5	11.5-16.5	11.5-16.5	11.5-16.5	11.5-16.5	
Analyte	**IDEM RISC GW RES 2023**	**µnit**										
Volatile Organic Compounds												
Tetrachloroethene	5	µg/L		< 5.0	< 5.0	< 5.0		< 5.0	< 5.0	< 5.0	< 5.0	
Trichloroethene	5	µg/L	< 5.0	**8.2**	< 5.0	**42.5**		**52.3**	**54.8**	**56.6**	**55.3**	
cis-1,2-Dichloroethene	70	µg/L	**74.1**	**1,000**	**1,070**	**4.1 J**		**5.2**	**6.0**	**6.2**	**7.3**	
trans-1,2-Dichloroethene	100	µg/L	**0.54 J**	**8.8**	**4.4 J**	< 5.0		< 5.0	< 5.0	< 5.0	< 5.0	
Vinyl chloride	2	µg/L	**9.0**	**48.5**	**80.3**	< 2.0		< 2.0	< 2.0	< 2.0	< 2.0	
1,1,1-Trichloroethane	200	µg/L		< 5.0	< 5.0	< 5.0		< 5.0	< 5.0	< 5.0	< 5.0	
1,1-Dichloroethane	30	µg/L		< 5.0	< 5.0	< 5.0		< 5.0	< 5.0	< 5.0	< 5.0	
1,1-Dichloroethene	7	µg/L	< 5.0	**3.3 J**	**3.3 J**	< 5.0		< 5.0	< 5.0	< 5.0	< 5.0	
Benzene	5	µg/L		< 5.0	< 5.0	< 5.0		< 5.0	< 5.0	< 5.0	< 5.0	
Toluene	1,000	µg/L		< 5.0	< 5.0	< 5.0		< 5.0	< 5.0	< 5.0	< 5.0	
Ethylbenzene	700	µg/L		< 5.0	< 5.0	< 5.0		< 5.0	< 5.0	< 5.0	< 5.0	
m,p-Xylenes	NS	µg/L		< 5.0	< 5.0	< 5.0		< 5.0	< 5.0	< 5.0	< 5.0	
o-Xylene	NS	µg/L		< 5.0	< 5.0	< 5.0		< 5.0	< 5.0	< 5.0	< 5.0	
Xylene, Total	10,000	µg/L		< 10	< 10	< 10		< 10	< 10	< 10	< 10	
Carbon tetrachloride	5	µg/L		< 5.0	< 5.0	< 5.0		< 5.0	< 5.0	< 5.0	< 5.0	
Chlorobenzene	100	µg/L		< 5.0	< 5.0	< 5.0		< 5.0	< 5.0	< 5.0	< 5.0	
Chloroform	80	µg/L		< 5.0	< 5.0	< 5.0		< 5.0	< 5.0	< 5.0	< 5.0	
Naphthalene	1	µg/L	< 1.2	< 1.2	< 1.2	< 1.2		< 1.2	< 1.2	< 1.2	< 1.2	
Dissolved Gases												
Ethane	NS	µg/L			< 10		**19.4 J+**		< 10	< 10	< 10	
Ethene	NS	µg/L			< 10		**14 J+**		< 10	< 10	< 10	
Methane	NS	µg/L			**16.2**		**26.1 J+**		< 10	< 10	**527**	
Quantitative Polymerase Chain Reaction												
Dehalococcoides spp.	NS	cells/L				**1,000**						
Total Organic Carbon												
Organic Carbon, Total	NS	mg/L						**1.7**	**1.4**	**1.4**	**2.1 J**	
Field Parameters												
Dissolved Oxygen, Field	NS	mg/L	**0.58**	**1.14**	**0.00**	**2.16**	**4.32**	**0.15**		**0.01**	**0.00**	
Oxidation-Reduction Potential, Field	NS	mV	**-70.6**	**-127.5**	**-121.0**	**-398.7**	**-30.4**	**96.2**		**-140.2**	**79.0**	
pH, Field	NS	pH µnits	**7.20**	**7.07**	**7.59**	**7.42**	**7.56**	**7.46**		**7.28**	**6.64**	
Specific Conductivity	NS	mS/cm	**0.846**	**0.658**	**0.675**	**0.617**	**0.598**	**0.480**		**0.409**	**0.412**	
Temperature, Field	NS	deg C	**14.08**	**16.03**	**23.53**	**15.50**	**14.50**	**17.10**		**17.46**	**25.04**	
Turbidity, Field	NS	NTU	**33.90**	**12.18**	**4.46**	**810.00**	**8.90**	**3.50**		**3.87**	**8.71**	

Notes:
bgs = below ground surface; cells/L = cells per liter; deg C = degrees Celsius;
µg/L = micrograms per liter; mg/L = milligrams per liter;
mS/cm = milli Siemens per centimeter; mV = millivolts;
NTU = nephelometric turbidity unit; su = standard units.
EISB = Enhanced In Situ Bioremediation
N = Normal Environmental Sample
FD = Field Duplicate Sample
NS = No Standard
Bold = Analyte was detected above the laboratory reporting limit
Empty cells = Not Analyzed
Concentrations highlighted in blue exceed the IDEM RISC GW RES 2023 standard.
< = Compound not detected above the laboratory reporting detection limit shown
J+ = The concentration of the sample is considered to be biased high; QC results exceed the upper control limits
J = Estimated concentration above the adjusted method detection limit and below the adjusted reporting limit
B = Analyte detected in associated blank as well as sample
IDEM RISC GW RES 2023 = Indiana Department of Environmental Management Residential Groundwater Risk-Based Screening and Closure (RISC) Levels (2023).
NR = Dissolved oxygen concentration not recorded due to malfunctioning probe.

Table 2
EISB Groundwater Data Summary
Former Square D Facility
252 N. Tippecanoe Street, Peru, IN

		Location ID	MW-38D	MW-38D	MW-38D	MW-38D	MW-38D	MW-38D
		Sample Date	5/12/2023	5/12/2023	5/19/2023	7/14/2023	8/15/2023	9/13/2023
		Sample Type	FD	N	N	N	N	N
		Screen Interval (feet bgs)	16.5-21.5	16.5-21.5	16.5-16.5	16.5-21.5	16.5-21.5	16.5-21.5
Analyte	**IDEM RISC GW RES 2023**	**µnit**						
Volatile Organic Compounds								
Tetrachloroethene	5	µg/L	< 5.0	< 5.0		< 5.0	< 5.0	< 5.0
Trichloroethene	5	µg/L	**296**	**354**		**281**	**77.3**	**47.6**
cis-1,2-Dichloroethene	70	µg/L	**34.5**	**35.1**		**22.2**	**409**	**415**
trans-1,2-Dichloroethene	100	µg/L	**5.3**	**5.3**		**1.9 J**	**2.2 J**	**2.4 J**
Vinyl chloride	2	µg/L	< 2.0	< 2.0		< 2.0	< 2.0	< 2.0
1,1,1-Trichloroethane	200	µg/L	< 5.0	< 5.0		< 5.0	< 5.0	< 5.0
1,1-Dichloroethane	30	µg/L	< 5.0	< 5.0		< 5.0	< 5.0	< 5.0
1,1-Dichloroethene	7	µg/L	< 5.0	< 5.0		< 5.0	**1.0 J**	**0.88 J**
Benzene	5	µg/L	< 5.0	< 5.0		< 5.0	< 5.0	< 5.0
Toluene	1,000	µg/L	< 5.0	< 5.0		< 5.0	< 5.0	< 5.0
Ethylbenzene	700	µg/L	< 5.0	< 5.0		< 5.0	< 5.0	< 5.0
m,p-Xylenes	NS	µg/L	< 5.0	< 5.0		< 5.0	< 5.0	< 5.0
o-Xylene	NS	µg/L	< 5.0	< 5.0		< 5.0	< 5.0	< 5.0
Xylene, Total	10,000	µg/L	< 10	< 10		< 10	< 10	< 10
Carbon tetrachloride	5	µg/L	< 5.0	< 5.0		< 5.0	< 5.0	< 5.0
Chlorobenzene	100	µg/L	< 5.0	< 5.0		< 5.0	< 5.0	< 5.0
Chloroform	80	µg/L	< 5.0	< 5.0		< 5.0	< 5.0	< 5.0
Naphthalene	1	µg/L	< 1.2	< 1.2		< 1.2	< 1.2	< 1.2
Dissolved Gases								
Ethane	NS	µg/L			**14.2 J+**		< 10	**6.5 J**
Ethene	NS	µg/L			**15.3 J+**		< 10	< 10
Methane	NS	µg/L			< 10		**125**	**1,330**
Quantitative Polymerase Chain Reaction								
Dehalococcoides spp.	NS	cells/L	**3,500**	**3,900**				
Total Organic Carbon								
Organic Carbon, Total	NS	mg/L				**67.5**	**20.4**	**10.4**
Field Parameters								
Dissolved Oxygen, Field	NS	mg/L		**1.72**	**2.74**	**-0.12**	**0.16**	**0.92**
Oxidation-Reduction Potential, Field	NS	mV		**51.1**	**41.1**	**45.2**	**-160.2**	**-168.1**
pH, Field	NS	pH µnits		**7.14**	**7.16**	**7.02**	**7.34**	**6.95**
Specific Conductivity	NS	mS/cm		**0.757**	**0.751**	**0.714**	**0.860**	**0.834**
Temperature, Field	NS	deg C		**16.10**	**16.20**	**16.60**	**16.20**	**17.91**
Turbidity, Field	NS	NTU		**3.25**	**8.30**	**7.41**	**4.79**	**19.40**

Notes:
bgs = below ground surface; cells/L = cells per liter; deg C = degrees Celsius;
µg/L = micrograms per liter; mg/L = milligrams per liter;
mS/cm = milli Siemens per centimeter; mV = millivolts;
NTU = nephelometric turbidity unit; su = standard units.
EISB = Enhanced In Situ Bioremediation
N = Normal Environmental Sample
FD = Field Duplicate Sample
NS = No Standard
Bold = Analyte was detected above the laboratory reporting limit
Empty cells = Not Analyzed
Concentrations highlighted in blue exceed the IDEM RISC GW RES 2023 standard.
< = Compound not detected above the laboratory reporting detection limit shown
J+ = The concentration of the sample is considered to be biased high; QC results exceed the upper control limits
J = Estimated concentration above the adjusted method detection limit and below the adjusted reporting limit
B = Analyte detected in associated blank as well as sample
IDEM RISC GW RES 2023 = Indiana Department of Environmental Management Residential Groundwater Risk-Based Screening and Closure (RISC) Levels (2023).
NR = Dissolved oxygen concentration not recorded due to malfunctioning probe.

Table 2
EISB Groundwater Data Summary
Former Square D Facility
252 N. Tippecanoe Street, Peru, IN

		Location ID	MW-39S	MW-39S	MW-39S	MW-39S	MW-39S
		Sample Date	5/11/2023	5/19/2023	7/14/2023	8/15/2023	9/13/2023
		Sample Type	N	N	N	N	N
		Screen Interval (feet bgs)	13-18	13-18	13-18	13-18	13-18
Analyte	**IDEM RISC GW RES 2023**	**µnit**					
Volatile Organic Compounds							
Tetrachloroethene	5	µg/L	< 5.0		< 5.0	< 5.0	< 5.0
Trichloroethene	5	µg/L	**60.6**		**66.5**	**55.7**	**43.3**
cis-1,2-Dichloroethene	70	µg/L	**9.4**		**17.1**	**39.1**	**78.9**
trans-1,2-Dichloroethene	100	µg/L	**1.7 J**		**1.8 J**	**2.2 J**	**2.7 J**
Vinyl chloride	2	µg/L	< 2.0		< 2.0	< 2.0	< 2.0
1,1,1-Trichloroethane	200	µg/L	< 5.0		< 5.0	< 5.0	< 5.0
1,1-Dichloroethane	30	µg/L	< 5.0		< 5.0	< 5.0	< 5.0
1,1-Dichloroethene	7	µg/L	< 5.0		< 5.0	< 5.0	< 5.0
Benzene	5	µg/L	< 5.0		< 5.0	< 5.0	< 5.0
Toluene	1,000	µg/L	**0.45 J**		< 5.0	< 5.0	< 5.0
Ethylbenzene	700	µg/L	< 5.0		< 5.0	< 5.0	< 5.0
m,p-Xylenes	NS	µg/L	< 5.0		< 5.0	< 5.0	< 5.0
o-Xylene	NS	µg/L	< 5.0		< 5.0	< 5.0	< 5.0
Xylene, Total	10,000	µg/L	< 10		< 10	< 10	< 10
Carbon tetrachloride	5	µg/L	< 5.0		< 5.0	< 5.0	< 5.0
Chlorobenzene	100	µg/L	< 5.0		< 5.0	< 5.0	< 5.0
Chloroform	80	µg/L	< 5.0		< 5.0	< 5.0	< 5.0
Naphthalene	1	µg/L	< 1.2		< 1.2	< 1.2	< 1.2
Dissolved Gases							
Ethane	NS	µg/L		**24.9 J+**		< 10	**4.4 J**
Ethene	NS	µg/L		**23.1 J+**		< 10	< 10
Methane	NS	µg/L		**38.8 J+**		**198**	**454**
Quantitative Polymerase Chain Reaction							
Dehalococcoides spp.	NS	cells/L	**13,100**				
Total Organic Carbon							
Organic Carbon, Total	NS	mg/L			**41.7**	**9.6**	**4.0**
Field Parameters							
Dissolved Oxygen, Field	NS	mg/L	**3.46**	**3.67**	**0.17**	**0.21**	**1.29**
Oxidation-Reduction Potential, Field	NS	mV	**-340.0**	**-335.0**	**-140.9**	**-145.5**	**-146.9**
pH, Field	NS	pH µnits	**7.34**	**7.43**	**7.62**	**7.35**	**6.96**
Specific Conductivity	NS	mS/cm	**0.790**	**0.783**	**0.730**	**0.508**	**0.641**
Temperature, Field	NS	deg C	**16.70**	**14.30**	**17.40**	**17.67**	**17.50**
Turbidity, Field	NS	NTU	**9.83**	**9.50**	**4.39**	**2.57**	**3.52**

Notes:
bgs = below ground surface; cells/L = cells per liter; deg C = degrees Celsius;
µg/L = micrograms per liter; mg/L = milligrams per liter;
mS/cm = milli Siemens per centimeter; mV = millivolts;
NTU = nephelometric turbidity unit; su = standard units.
EISB = Enhanced In Situ Bioremediation
N = Normal Environmental Sample
FD = Field Duplicate Sample
NS = No Standard
Bold = Analyte was detected above the laboratory reporting limit
Empty cells = Not Analyzed
Concentrations highlighted in blue exceed the IDEM RISC GW RES 2023 standard.
< = Compound not detected above the laboratory reporting detection limit shown
J+ = The concentration of the sample is considered to be biased high; QC results exceed the upper control limits
J = Estimated concentration above the adjusted method detection limit and below the adjusted reporting limit
B = Analyte detected in associated blank as well as sample
IDEM RISC GW RES 2023 = Indiana Department of Environmental Management Residential Groundwater Risk-Based Screening and Closure (RISC) Levels (2023).
NR = Dissolved oxygen concentration not recorded due to malfunctioning probe.

Table 2
EISB Groundwater Data Summary
Former Square D Facility
252 N. Tippecanoe Street, Peru, IN

		Location ID	MW-39D	MW-39D	MW-39D	MW-39D	MW-39D	MW-39D	MW-39D
		Sample Date	5/11/2023	5/19/2023	5/19/2023	7/14/2023	8/15/2023	9/13/2023	9/13/2023
		Sample Type	N	FD	N	N	N	FD	N
		Screen Interval (feet bgs)	18-23	18-23	18-23	18-23	18-23	18-23	18-23
Analyte	**IDEM RISC GW RES 2023**	**µnit**							
Volatile Organic Compounds									
Tetrachloroethene	5	µg/L	< 5.0			< 5.0	< 5.0	< 5.0	< 5.0
Trichloroethene	5	µg/L	**119**			**57.4**	**5.6**	< 5.0	< 5.0
cis-1,2-Dichloroethene	70	µg/L	**49.3**			**73.0**	**281**	**359**	**324**
trans-1,2-Dichloroethene	100	µg/L	**5.1**			**2.0 J**	**3.0 J**	**4.2 J**	**4.8 J**
Vinyl chloride	2	µg/L	< 2.0			< 2.0	< 2.0	< 2.0	< 2.0
1,1,1-Trichloroethane	200	µg/L	< 5.0			< 5.0	< 5.0	< 5.0	< 5.0
1,1-Dichloroethane	30	µg/L	< 5.0			< 5.0	< 5.0	< 5.0	< 5.0
1,1-Dichloroethene	7	µg/L	< 5.0			< 5.0	**0.61 J**	**0.58 J**	**0.55 J**
Benzene	5	µg/L	< 5.0			< 5.0	< 5.0	< 5.0	< 5.0
Toluene	1,000	µg/L	< 5.0			< 5.0	< 5.0	< 5.0	< 5.0
Ethylbenzene	700	µg/L	< 5.0			< 5.0	< 5.0	< 5.0	< 5.0
m,p-Xylenes	NS	µg/L	< 5.0			< 5.0	< 5.0	< 5.0	< 5.0
o-Xylene	NS	µg/L	< 5.0			< 5.0	< 5.0	< 5.0	< 5.0
Xylene, Total	10,000	µg/L	< 10			< 10	< 10	< 10	< 10
Carbon tetrachloride	5	µg/L	< 5.0			< 5.0	< 5.0	< 5.0	< 5.0
Chlorobenzene	100	µg/L	< 5.0			< 5.0	< 5.0	< 5.0	< 5.0
Chloroform	80	µg/L	< 5.0			< 5.0	< 5.0	< 5.0	< 5.0
Naphthalene	1	µg/L	< 1.2			< 1.2	< 1.2	< 1.2	< 1.2
Dissolved Gases									
Ethane	NS	µg/L		**15.4 J+**	**12.6 J+**		< 10	**4.1 J**	**4.7 J**
Ethene	NS	µg/L		**15.1 J+**	**12.3 J+**		< 10	< 10	< 10
Methane	NS	µg/L		**15.5 J+**	**12.9 J+**		**374**	**649**	**602**
Quantitative Polymerase Chain Reaction									
Dehalococcoides spp.	NS	cells/L	**15,700**						
Total Organic Carbon									
Organic Carbon, Total	NS	mg/L				**158**	**46.2**	**5.3**	**5.0**
Field Parameters									
Dissolved Oxygen, Field	NS	mg/L	**1.79**		**2.22**	**0.13**	**0.34**		**0.85**
Oxidation-Reduction Potential, Field	NS	mV	**-68.8**		**-124.0**	**-214.4**	**-162.6**		**-163.9**
pH, Field	NS	pH µnits	**7.20**		**7.21**	**7.43**	**7.34**		**7.21**
Specific Conductivity	NS	mS/cm	**0.745**		**0.705**	**0.910**	**0.498**		**0.556**
Temperature, Field	NS	deg C	**16.20**		**14.90**	**18.00**	**17.52**		**18.08**
Turbidity, Field	NS	NTU	**6.12**		**8.60**	**10.90**	**4.96**		**3.99**

Notes:
bgs = below ground surface; cells/L = cells per liter; deg C = degrees Celsius;
µg/L = micrograms per liter; mg/L = milligrams per liter;
mS/cm = milli Siemens per centimeter; mV = millivolts;
NTU = nephelometric turbidity unit; su = standard units.
EISB = Enhanced In Situ Bioremediation
N = Normal Environmental Sample
FD = Field Duplicate Sample
NS = No Standard
Bold = Analyte was detected above the laboratory reporting limit
Empty cells = Not Analyzed
Concentrations highlighted in blue exceed the IDEM RISC GW RES 2023 standard.
< = Compound not detected above the laboratory reporting detection limit shown
J+ = The concentration of the sample is considered to be biased high; QC results exceed the upper control limits
J = Estimated concentration above the adjusted method detection limit and below the adjusted reporting limit
B = Analyte detected in associated blank as well as sample
IDEM RISC GW RES 2023 = Indiana Department of Environmental Management Residential Groundwater Risk-Based Screening and Closure (RISC) Levels (2023).
NR = Dissolved oxygen concentration not recorded due to malfunctioning probe.

Table 2
EISB Groundwater Data Summary
Former Square D Facility
252 N. Tippecanoe Street, Peru, IN

		Location ID	MW-40S	MW-40S	MW-40S	MW-40S	MW-40S	MW-40D	MW-40D	MW-40D	MW-40D	MW-40D
		Sample Date	5/12/2023	5/19/2023	7/14/2023	8/15/2023	9/13/2023	5/12/2023	5/19/2023	7/14/2023	8/15/2023	9/14/2023
		Sample Type	N	N	N	N	N	N	N	N	N	N
		Screen Interval (feet bgs)	12.5-17.5	12.5-17.5	12.5-17.5	12.5-17.5	12.5-17.5	17.5-22.5	17.5-22.5	17.5-22.5	17.5-22.5	17.5-22.5
Analyte	**IDEM RISC GW RES 2023**	**µnit**										
Volatile Organic Compounds												
Tetrachloroethene	5	µg/L	< 5.0		< 5.0	< 5.0	< 5.0	< 5.0		< 5.0	< 5.0	< 5.0
Trichloroethene	5	µg/L	**61.6**		**57.7**	**58.5**	**48.9**	**53.3**		**51.3**	**49.6**	**39.2**
cis-1,2-Dichloroethene	70	µg/L	**0.46 J**		< 5.0	< 5.0	**0.89 J**	**27.5**		**6.00**	**13.8**	**79.5**
trans-1,2-Dichloroethene	100	µg/L	< 5.0		< 5.0	< 5.0	< 5.0	< 5.0		< 5.0	< 5.0	< 5.0
Vinyl chloride	2	µg/L	< 2.0		< 2.0	< 2.0	< 2.0	< 2.0		< 2.0	< 2.0	**2.2**
1,1,1-Trichloroethane	200	µg/L	< 5.0		< 5.0	< 5.0	< 5.0	< 5.0		< 5.0	< 5.0	< 5.0
1,1-Dichloroethane	30	µg/L	< 5.0		< 5.0	< 5.0	< 5.0	< 5.0		< 5.0	< 5.0	< 5.0
1,1-Dichloroethene	7	µg/L	< 5.0		< 5.0	< 5.0	< 5.0	< 5.0		< 5.0	< 5.0	< 5.0
Benzene	5	µg/L	< 5.0		< 5.0	< 5.0	< 5.0	< 5.0		< 5.0	< 5.0	< 5.0
Toluene	1,000	µg/L	< 5.0		< 5.0	< 5.0	< 5.0	< 5.0		< 5.0	< 5.0	< 5.0
Ethylbenzene	700	µg/L	< 5.0		< 5.0	< 5.0	< 5.0	< 5.0		< 5.0	< 5.0	< 5.0
m,p-Xylenes	NS	µg/L	< 5.0		< 5.0	< 5.0	< 5.0	< 5.0		< 5.0	< 5.0	< 5.0
o-Xylene	NS	µg/L	< 5.0		< 5.0	< 5.0	< 5.0	< 5.0		< 5.0	< 5.0	< 5.0
Xylene, Total	10,000	µg/L	< 10		< 10	< 10	< 10	< 10		< 10	< 10	< 10
Carbon tetrachloride	5	µg/L	< 5.0		< 5.0	< 5.0	< 5.0	< 5.0		< 5.0	< 5.0	< 5.0
Chlorobenzene	100	µg/L	< 5.0		< 5.0	< 5.0	< 5.0	< 5.0		< 5.0	< 5.0	< 5.0
Chloroform	80	µg/L	< 5.0		< 5.0	< 5.0	< 5.0	< 5.0		< 5.0	< 5.0	< 5.0
Naphthalene	1	µg/L	< 1.2		< 1.2	< 1.2	< 1.2	< 1.2		< 1.2	< 1.2	< 1.2
Dissolved Gases												
Ethane	NS	µg/L		**13.5 J+**		< 10	< 10		**15.5 J+**		< 10	< 10
Ethene	NS	µg/L		**14.3 J+**		< 10	< 10		**16 J+**		< 10	< 10
Methane	NS	µg/L		< 10		< 10	**15.4**		**16.5 J+**		< 10	**9.4 J**
Quantitative Polymerase Chain Reaction												
Dehalococcoides spp.	NS	cells/L	**6,100**					**37,600**				
Total Organic Carbon												
Organic Carbon, Total	NS	mg/L			**2.3**	**1.4**	**1.4**			**2.5**	**1.8**	**1.5**
Field Parameters												
Dissolved Oxygen, Field	NS	mg/L	**2.56**	**4.23**	**0.34**	**0.24**	**0.72**	**1.72**	**2.31**	**0.42**	**0.36**	**1.06**
Oxidation-Reduction Potential, Field	NS	mV	**-74.6**	**147.0**	**10.9**	**36.0**	**-132.5**	**-376.9**	**-170.0**	**-17.5**	**-68.7**	**-76.6**
pH, Field	NS	pH µnits	**7.42**	**7.43**	**7.45**	**7.41**	**7.11**	**7.48**	**7.48**	**7.41**	**7.37**	**6.89**
Specific Conductivity	NS	mS/cm	**0.515**	**0.511**	**0.730**	**0.469**	**0.448**	**0.548**	**0.536**	**0.760**	**0.530**	**0.521**
Temperature, Field	NS	deg C	**15.50**	**13.00**	**16.20**	**15.20**	**15.97**	**15.00**	**13.60**	**16.30**	**14.70**	**15.04**
Turbidity, Field	NS	NTU	**3.33**	**9.40**	**26.5**	**4.78**	**7.56**	**4.16**	**8.20**	**2.88**	**1.34**	**4.66**

Notes:
bgs = below ground surface; cells/L = cells per liter; deg C = degrees Celsius;
µg/L = micrograms per liter; mg/L = milligrams per liter;
mS/cm = milli Siemens per centimeter; mV = millivolts;
NTU = nephelometric turbidity unit; su = standard units.
EISB = Enhanced In Situ Bioremediation
N = Normal Environmental Sample
FD = Field Duplicate Sample
NS = No Standard
Bold = Analyte was detected above the laboratory reporting limit
Empty cells = Not Analyzed
Concentrations highlighted in blue exceed the IDEM RISC GW RES 2023 standard.
< = Compound not detected above the laboratory reporting detection limit shown
J+ = The concentration of the sample is considered to be biased high; QC results exceed the upper control limits
J = Estimated concentration above the adjusted method detection limit and below the adjusted reporting limit
B = Analyte detected in associated blank as well as sample
IDEM RISC GW RES 2023 = Indiana Department of Environmental Management Residential Groundwater Risk-Based Screening and Closure (RISC) Levels (2023).
NR = Dissolved oxygen concentration not recorded due to malfunctioning probe.

Table 2
EISB Groundwater Data Summary
Former Square D Facility
252 N. Tippecanoe Street, Peru, IN

		Location ID	MW-45S	MW-45S	MW-45D	MW-45D
		Sample Date	8/15/2023	9/14/2023	8/15/2023	9/14/2023
		Sample Type	N	N	N	N
		Screen Interval (feet bgs)	11.5-16.5	11.5-16.5	16.5-21.5	16.5-21.5
Analyte	**IDEM RISC GW RES 2023**	**µnit**				
Volatile Organic Compounds						
Tetrachloroethene	5	µg/L	< 5.0	< 5.0	< 5.0	< 5.0
Trichloroethene	5	µg/L	**53.6**	**49.9**	< 5.0	< 5.0
cis-1,2-Dichloroethene	70	µg/L	**63.3**	**84.3**	**35.5**	**26.2**
trans-1,2-Dichloroethene	100	µg/L	**1.9 J**	**2.1 J**	**0.91 J**	**0.63 J**
Vinyl chloride	2	µg/L	< 2.0	< 2.0	**13.8**	**11.3**
1,1,1-Trichloroethane	200	µg/L	< 5.0	< 5.0	< 5.0	< 5.0
1,1-Dichloroethane	30	µg/L	< 5.0	< 5.0	< 5.0	< 5.0
1,1-Dichloroethene	7	µg/L	< 5.0	< 5.0	< 5.0	< 5.0
Benzene	5	µg/L	< 5.0	< 5.0	< 5.0	< 5.0
Toluene	1,000	µg/L	< 5.0	< 5.0	< 5.0	< 5.0
Ethylbenzene	700	µg/L	< 5.0	< 5.0	< 5.0	< 5.0
m,p-Xylenes	NS	µg/L	< 5.0	< 5.0	< 5.0	< 5.0
o-Xylene	NS	µg/L	< 5.0	< 5.0	< 5.0	< 5.0
Xylene, Total	10,000	µg/L	< 10	< 10	< 10	< 10
Carbon tetrachloride	5	µg/L	< 5.0	< 5.0	< 5.0	< 5.0
Chlorobenzene	100	µg/L	< 5.0	< 5.0	< 5.0	< 5.0
Chloroform	80	µg/L	< 5.0	< 5.0	< 5.0	< 5.0
Naphthalene	1	µg/L	< 1.2	< 1.2	< 1.2	< 1.2
Dissolved Gases						
Ethane	NS	µg/L		< 10		< 10
Ethene	NS	µg/L		< 10		< 10
Methane	NS	µg/L		< 10		< 10
Quantitative Polymerase Chain Reaction						
Dehalococcoides spp.	NS	cells/L				
Total Organic Carbon						
Organic Carbon, Total	NS	mg/L				
Field Parameters						
Dissolved Oxygen, Field	NS	mg/L	**0.29**	**0.86**	**0.18**	**0.65**
Oxidation-Reduction Potential, Field	NS	mV	**42.8**	**-132.1**	**-79.9**	**-139.9**
pH, Field	NS	pH µnits	**7.04**	**6.65**	**7.12**	**6.80**
Specific Conductivity	NS	mS/cm	**0.880**	**0.949**	**0.820**	**0.837**
Temperature, Field	NS	deg C	**15.30**	**16.41**	**14.70**	**15.82**
Turbidity, Field	NS	NTU	**3.17**	**4.86**	**3.98**	**4.66**

Notes:
bgs = below ground surface; cells/L = cells per liter; deg C = degrees Celsius;
µg/L = micrograms per liter; mg/L = milligrams per liter;
mS/cm = milli Siemens per centimeter; mV = millivolts;
NTU = nephelometric turbidity unit; su = standard units.
EISB = Enhanced In Situ Bioremediation
N = Normal Environmental Sample
FD = Field Duplicate Sample
NS = No Standard
Bold = Analyte was detected above the laboratory reporting limit
Empty cells = Not Analyzed
Concentrations highlighted in blue exceed the IDEM RISC GW RES 2023 standard.
< = Compound not detected above the laboratory reporting detection limit shown
J+ = The concentration of the sample is considered to be biased high; QC results exceed the upper control limits
J = Estimated concentration above the adjusted method detection limit and below the adjusted reporting limit
B = Analyte detected in associated blank as well as sample
IDEM RISC GW RES 2023 = Indiana Department of Environmental Management Residential Groundwater Risk-Based Screening and Closure (RISC) Levels (2023).
NR = Dissolved oxygen concentration not recorded due to malfunctioning probe.

Table 3
Groundwater Gauging Results
Former Square D Facility
252 N. Tippecanoe Street, Peru, IN

Location ID	Measurement Date	Top of Casing Elevation (feet amsl)	Measured Depth to Water (feet btoc)	Groundwater Elevation (feet amsl)
AS-1	10/11/2023	649.53	15.01	634.52
ASMP-1-I	10/11/2023	649.41	14.94	634.47
ASMP-1-S	10/11/2023	649.40	14.90	634.50
ASMP-2-D	10/11/2023	649.37	14.84	634.53
ASMP-2-S	10/11/2023	649.49	Dry	-
GWEW-1	10/11/2023	648.83	14.34	634.49
GWEW-2	10/11/2023	649.40	14.95	634.45
GWEW-3	10/11/2023	649.50	15.03	634.47
MW-10	10/11/2023	648.45	10.63	637.82
MW-11	10/11/2023	649.49	14.96	634.53
MW-12	10/11/2023	649.50	14.90	634.60
MW-13	10/11/2023	649.59	15.08	634.51
MW-14	10/11/2023	649.52	15.02	634.50
MW-15	10/11/2023	649.32	14.79	634.53
MW-16	10/11/2023	649.34	11.36	637.98
MW-17	10/11/2023	649.38	14.66	634.72
MW-18	10/11/2023	649.37	14.60	634.77
MW-19	10/11/2023	649.42	14.76	634.66
MW-20	10/11/2023	649.33	14.65	634.68
MW-23	10/11/2023	649.45	14.90	634.55
MW-25	10/11/2023	649.46	11.40	638.06
MW-27	10/12/2023	649.62	13.56	636.06
MW-28	10/11/2023	649.58	14.94	634.64
MW-30	10/11/2023	649.49	12.85	636.64
MW-31	10/11/2023	649.39	14.86	634.53
MW-32D	10/11/2023	647.39	13.41	633.98
MW-32S	10/11/2023	647.44	13.32	634.12
MW-33	10/11/2023	647.09	12.62	634.47
MW-34S	10/11/2023	645.38	11.12	634.26
MW-35D	10/11/2023	646.25	12.58	633.67
MW-35S	10/11/2023	646.54	12.79	633.75
MW-36D	10/11/2023	646.15	12.35	633.80
MW-36S	10/11/2023	645.79	11.95	633.84
MW-37	10/11/2023	645.56	11.45	634.11
MW-38D	10/11/2023	646.96	12.71	634.25
MW-38S	10/11/2023	647.06	12.81	634.25
MW-39D	10/11/2023	647.91	13.50	634.41
MW-39S	10/11/2023	647.90	13.76	634.14
MW-4	10/11/2023	644.91	7.49	637.42
MW-40D	10/11/2023	647.21	13.00	634.21
MW-40S	10/12/2023	647.30	13.07	634.23
MW-41	10/11/2023	644.65	10.59	634.06
MW-42	10/11/2023	644.91	11.13	633.78
MW-43	10/11/2023	645.04	11.85	633.19
MW-44	10/11/2023	645.15	11.68	633.47
MW-45D	10/11/2023	644.98	11.20	633.78
MW-45S	10/11/2023	644.67	11.02	633.65
MW-5	10/11/2023	647.42	9.49	637.93
MW-6	10/12/2023	647.66	13.02	634.64
MW-7	10/11/2023	648.99	14.08	634.91
MW-8	10/11/2023	649.33	14.70	634.63
MW-9	10/11/2023	649.50	14.93	634.57

Notes:

amsl = above mean sea level

btoc = below top of casing

Table 4
Groundwater Field Parameters
Former Square D Facility
252 N. Tippecanoe Street, Peru, IN

	Location ID	MW-4	MW-5	MW-7	MW-9	MW-10	MW-37
	Sample Date	10/12/2023	10/13/2023	10/13/2023	10/13/2023	10/13/2023	10/12/2023
	Sample Matrix	WG	WG	WG	WG	WG	WG
	Sample Type	N	N	N	N	N	N
	Sample Depth	5-15 ft	5-15 ft	8-18 ft	13-23 ft	6.5-16.5 ft	10.5-15.5 ft
Analyte	Unit						
Dissolved Oxygen, Field	mg/L	0.00	0.42	0.00	0.00	0.31	0.00
Oxidation-Reduction Potential, Field	mV	157.0	120.5	61.0	150.0	142.0	-13.0
pH, Field	su	6.60	6.58	7.09	7.20	6.52	6.63
Specific Conductivity	mS/cm	0.662	0.900	0.845	0.575	1.900	0.650
Temperature, Field	deg C	19.17	16.20	20.77	19.56	19.79	19.27
Turbidity, Field	NTU	0.00	4.11	45.00	1.83	134	1.45

Notes:

mg/L = milligrams per liter

mV = millivolts

su = standard units

mS/cm = milli Siemens per centimeter

deg C = degrees Celsius

NTU = nephelometric turbidity units

D.O. measurements at 0.0 due to a faulty D.O. probe

Table 4
Groundwater Field Parameters
Former Square D Facility
252 N. Tippecanoe Street, Peru, IN

	Location ID	MW-41	MW-42	MW-43	MW-44
	Sample Date	10/12/2023	10/12/2023	10/13/2023	10/13/2023
	Sample Matrix	WG	WG	WG	WG
	Sample Type	N	N	N	N
	Sample Depth	31.5-36.5 ft	27-32 ft	43-48 ft	26.5-31.5 ft
Analyte	Unit				
Dissolved Oxygen, Field	mg/L	0.00	0.00	0.50	0.03
Oxidation-Reduction Potential, Field	mV	-76.0	-55.0	15.8	51.4
pH, Field	su	6.72	6.60	6.82	6.76
Specific Conductivity	mS/cm	0.620	0.680	0.890	0.890
Temperature, Field	deg C	17.12	16.14	13.70	15.50
Turbidity, Field	NTU	0.99	1.84	1.70	2.97

Notes:

mg/L = milligrams per liter

mV = millivolts

su = standard units

mS/cm = milli Siemens per centimeter

deg C = degrees Celsius

NTU = nephelometric turbidity units

D.O. measurements at 0.0 due to a faulty D.O. probe

Table 5
Quarterly Groundwater Analytical Results
Former Square D Facility
252 N. Tippecanoe Street, Peru, IN

	Location ID	MW-5	MW-7	MW-9	MW-10	MW-37	MW-37	MW-4	MW-41	MW-42	MW-43	MW-44
	Sample Date	10/13/2023	10/13/2023	10/13/2023	10/13/2023	10/12/2023	10/12/2023	10/12/2023	10/12/2023	10/12/2023	10/13/2023	10/13/2023
	Sample Type	N	N	N	N	FD	N	N	N	N	N	N
Analyte	**IDEM RISC GW RES 2023**											
Volatile Organic Compounds (µg/L)												
Tetrachloroethene	5	< 5.0	< 5.0	< 5.0	< 5.0	< 5.0	< 5.0	< 5.0	< 5.0	< 5.0	< 5.0	< 5.0
Trichloroethene	5	< 5.0	< 5.0	**0.82 J**	< 5.0	< 5.0	< 5.0	< 5.0	< 5.0	< 5.0	< 5.0	< 5.0
cis-1,2-Dichloroethene	70	< 5.0	< 5.0	< 5.0	< 5.0	< 5.0	< 5.0	< 5.0	< 5.0	< 5.0	**2.9 J**	< 5.0
trans-1,2-Dichloroethene	100	< 5.0	< 5.0	< 5.0	< 5.0	< 5.0	< 5.0	< 5.0	< 5.0	< 5.0	< 5.0	< 5.0
Vinyl chloride	2	< 2.0	< 2.0	< 2.0	< 2.0	< 2.0	< 2.0	< 2.0	< 2.0	< 2.0	< 2.0	< 2.0
1,1,1-Trichloroethane	200	< 5.0	< 5.0	< 5.0	< 5.0	< 5.0	< 5.0	< 5.0	< 5.0	< 5.0	< 5.0	< 5.0
1,1-Dichloroethane	30	< 5.0	< 5.0	< 5.0	< 5.0	< 5.0	< 5.0	< 5.0	< 5.0	< 5.0	< 5.0	< 5.0
1,1-Dichloroethene	7	< 5.0	< 5.0	< 5.0	< 5.0	< 5.0	< 5.0	< 5.0	< 5.0	< 5.0	< 5.0	< 5.0
Benzene	5	< 5.0	< 5.0	< 5.0	< 5.0	< 5.0	< 5.0	< 5.0	< 5.0	< 5.0	< 5.0	< 5.0
Toluene	1,000	< 5.0	< 5.0	< 5.0	< 5.0	< 5.0	< 5.0	< 5.0	< 5.0	< 5.0	< 5.0	< 5.0
Ethylbenzene	700	< 5.0	< 5.0	< 5.0	< 5.0	< 5.0	< 5.0	< 5.0	< 5.0	< 5.0	< 5.0	< 5.0
m,p-Xylenes	NS	< 5.0	< 5.0	< 5.0	< 5.0	< 5.0	< 5.0	< 5.0	< 5.0	< 5.0	< 5.0	< 5.0
o-Xylene	NS	< 5.0	< 5.0	< 5.0	< 5.0	< 5.0	< 5.0	< 5.0	< 5.0	< 5.0	< 5.0	< 5.0
Carbon tetrachloride	5	< 5.0	< 5.0	< 5.0	< 5.0	< 5.0	< 5.0	< 5.0	< 5.0	< 5.0	< 5.0	< 5.0
Chlorobenzene	100	< 5.0	< 5.0	< 5.0	< 5.0	< 5.0	< 5.0	< 5.0	< 5.0	< 5.0	< 5.0	< 5.0
Chloroform	80	< 5.0	< 5.0	< 5.0	< 5.0	< 5.0	< 5.0	< 5.0	< 5.0	< 5.0	< 5.0	< 5.0
Naphthalene	1	< 1.2	< 1.2	< 1.2	< 1.2	< 1.2	< 1.2	< 1.2	< 1.2	< 1.2	< 1.2	< 1.2

Notes:
µg/L = micrograms per liter
N = Normal Environmental Sample
FD = Field Duplicate Sample
NS = No Standard
< = Compound not detected above the laboratory reporting detection limit as shown.
J = Estimated concentration above the adjusted method detection limit and below the adjusted reporting limit.
Bold = Analyte was detected above the laboratory reporting limit.
IDEM RISC GW RES 2023 = Indiana Department of Environmental Management Residential Groundwater Risk-Based Screening and Closure Levels (2023).

Table 6
Quarterly Sewer Gas Analytical Results
Former Square D Facility
252 N. Tippecanoe Street, Peru, IN

Location ID **Sample Date** **Sample Type**	55-2 10/17/2023 N	57-2 10/18/2023 N	71-2 10/18/2023 N	74-2 10/18/2023 N	76-2 10/19/2023 N	78-2 (N) 10/19/2023 N
Analyte						
Volatile Organic Compounds (µg/m³)						
Tetrachloroethene	< 3.25	< 3.36	< 2.80	**6.28**	**4.84**	< 3.16
Trichloroethene	**4.47**	**21.3**	< 2.22	**48.3**	**41.2**	**27.5**
cis-1,2-Dichloroethene	< 1.90	< 1.96	< 1.64	< 1.90	< 1.97	< 1.85
trans-1,2-Dichloroethene	< 1.90	< 1.96	< 1.64	**4.32**	**3.60**	< 1.85
Vinyl chloride	< 1.23	< 1.27	< 1.06	< 1.23	< 1.27	< 1.19

Notes:
µg/m^3 = micrograms per cubic meter
N = Normal Environmental Sample
< = Compound not detected above the laboratory reporting detection limit as shown.
Bold = Analyte was detected above the laboratory reporting limit threshold.

Table 6
Quarterly Sewer Gas Analytical Results
Former Square D Facility
252 N. Tippecanoe Street, Peru, IN

Location ID	78-2 (S)	79-2	UMH-1	UMH-21	UMH-22	UMH-3
Sample Date	10/19/2023	10/17/2023	10/17/2023	10/18/2023	10/18/2023	10/18/2023
Sample Type	N	N	N	N	N	N
Analyte						
Volatile Organic Compounds (µg/m^3)						
Tetrachloroethene	< 2.73	**8.41**	< 3.27	< 3.28	**3.73**	< 3.02
Trichloroethene	**29.8**	**107**	< 2.59	< 2.60	< 2.65	**17.0**
cis-1,2-Dichloroethene	< 1.60	< 1.84	< 1.91	< 1.92	< 1.95	< 1.77
trans-1,2-Dichloroethene	**1.97**	**9.08**	< 1.91	< 1.92	< 1.95	< 1.77
Vinyl chloride	< 1.03	< 1.18	< 1.23	< 1.24	< 1.26	< 1.14

Notes:
µg/m^3 = micrograms per cubic meter
N = Normal Environmental Sample
< = Compound not detected above the laboratory reporting detection limit as shown.
Bold = Analyte was detected above the laboratory reporting limit threshold.

Table 7
Quarterly Sewer Water Analytical Results
Former Square D Facility
252 N. Tippecanoe Street, Peru, IN

Location ID	55-2	74-2	74-2	76-2	78-2 (N)
Sample Date	10/17/2023	10/18/2023	10/18/2023	10/19/2023	10/19/2023
Sample Type	N	FD	N	N	N
Analyte					
Volatile Organic Compounds, µg/L					
Tetrachloroethene	< 5.0	< 5.0	< 5.0	< 5.0	< 5.0
Trichloroethene	**3.0 J**	**2.5 J**	**2.6 J**	**2.1 J**	**1.9 J**
cis-1,2-Dichloroethene	**0.56 J**	< 5.0	< 5.0	< 5.0	< 5.0
trans-1,2-Dichloroethene	< 5.0	< 5.0	< 5.0	< 5.0	< 5.0
Vinyl chloride	< 2.0	< 2.0	< 2.0	< 2.0	< 2.0
1,1,1-Trichloroethane	< 5.0	< 5.0	< 5.0	< 5.0	< 5.0
1,1-Dichloroethane	< 5.0	< 5.0	< 5.0	< 5.0	< 5.0
1,1-Dichloroethene	< 5.0	< 5.0	< 5.0	< 5.0	< 5.0
Benzene	< 5.0	< 5.0	< 5.0	< 5.0	< 5.0
Toluene	**2.0 J**	**0.44 J**	**0.63 J**	**1.4 J**	< 5.0
Ethylbenzene	< 5.0	**0.93 J**	< 5.0	< 5.0	< 5.0
m,p-Xylenes	< 5.0	< 5.0	< 5.0	< 5.0	< 5.0
o-Xylene	< 5.0	< 5.0	< 5.0	< 5.0	< 5.0
Carbon tetrachloride	< 5.0	< 5.0	< 5.0	< 5.0	< 5.0
Chlorobenzene	< 5.0	< 5.0	< 5.0	< 5.0	< 5.0
Chloroform	< 5.0	< 5.0	< 5.0	**3.7 J**	< 5.0
Naphthalene	< 1.2	< 1.2	< 1.2	< 1.2	< 1.2

Notes:

µg/L = micrograms per liter
N = Normal Environmental sample
FD = Field Duplicate Sample
Bold = Analyte was detected above the laboratory reporting limit.
< = Compound not detected above the laboratory reporting detection limit as shown.
J = Estimated concentration above the adjusted method detection limit and below the adjusted reporting limit.

Table 7
Quarterly Sewer Water Analytical Results
Former Square D Facility
252 N. Tippecanoe Street, Peru, IN

Location ID	78-2 (S)	79-2	UMH-1	UMH-21	UMH-22	UMH-3
Sample Date	10/19/2023	10/17/2023	10/17/2023	10/18/2023	10/18/2023	10/18/2023
Sample Type	N	N	N	N	N	N
Analyte						
Volatile Organic Compounds, µg/L						
Tetrachloroethene	< 5.0	< 5.0	< 5.0	< 5.0	< 5.0	< 5.0
Trichloroethene	**1.8 J**	**3.7 J**	< 5.0	< 5.0	< 5.0	< 5.0
cis-1,2-Dichloroethene	< 5.0	< 5.0	< 5.0	< 5.0	< 5.0	< 5.0
trans-1,2-Dichloroethene	< 5.0	< 5.0	< 5.0	< 5.0	< 5.0	< 5.0
Vinyl chloride	< 2.0	< 2.0	< 2.0	< 2.0	< 2.0	< 2.0
1,1,1-Trichloroethane	< 5.0	< 5.0	< 5.0	< 5.0	< 5.0	< 5.0
1,1-Dichloroethane	< 5.0	< 5.0	< 5.0	< 5.0	< 5.0	< 5.0
1,1-Dichloroethene	< 5.0	< 5.0	< 5.0	< 5.0	< 5.0	< 5.0
Benzene	< 5.0	< 5.0	< 5.0	< 5.0	< 5.0	< 5.0
Toluene	**0.79 J**	< 5.0	< 5.0	< 5.0	< 5.0	< 5.0
Ethylbenzene	< 5.0	< 5.0	< 5.0	< 5.0	< 5.0	< 5.0
m,p-Xylenes	< 5.0	< 5.0	< 5.0	< 5.0	< 5.0	< 5.0
o-Xylene	< 5.0	< 5.0	< 5.0	< 5.0	< 5.0	< 5.0
Carbon tetrachloride	< 5.0	< 5.0	< 5.0	< 5.0	< 5.0	< 5.0
Chlorobenzene	< 5.0	< 5.0	< 5.0	< 5.0	< 5.0	< 5.0
Chloroform	< 5.0	< 5.0	< 5.0	< 5.0	< 5.0	< 5.0
Naphthalene	< 1.2	< 1.2	< 1.2	< 1.2	< 1.2	< 1.2

Notes:

µg/L = micrograms per liter
N = Normal Environmental sample
FD = Field Duplicate Sample
Bold = Analyte was detected above the laboratory reporting limit.
< = Compound not detected above the laboratory reporting detection limit as shown.
J = Estimated concentration above the adjusted method detection limit and below the adjusted reporting limit.

ATTACHMENT A – RESIDENTIAL VAPOR INTRUSION LETTER

30 August 2023 Transmitted Via Email to Attorney

Joseph Roush & Robin M
1878 N Julie Dr
Peru, Indiana

Subject: Results of Residential Sampling at 157 N Tippecanoe St

Dear Mr. Roush

Thank you for providing access to your property to conduct environmental sampling. All samples were collected according to a workplan approved by the Indiana Department of Environmental Management (IDEM) under its Voluntary Remediation Program (VRP). This sampling was performed in relation to environmental investigations associated with the Former Square D Facility located at 252 North Tippecanoe Street.

On July 21, 2023, an independent consultant, Environmental Resources Management (ERM), collected the following environmental samples at your property.

- Two exterior ambient air samples outside of the structure
- Two subslab soil gas samples from beneath the foundation of your home
- Two air samples from the crawlspace
- Two indoor air samples from first floor living area
- Two indoor air samples from the basement
- One indoor air sample from the second floor living area

No chemicals were detected in any of the samples inside, outside, or beneath the home.

Sample Results

The full results from the environmental samples are provided in the attached laboratory report. A summary of TCE results, the primary chemical of concern, is shown in the tables below. All results are compared to IDEM Published Levels. All of the chemicals analyzed were not detected. These sample results are similarly being reported to the IDEM project manager, Chelsea Day, and the Miami County Health Department.

Schneider Electric
70 Mechanic Street
Foxboro, MA 02035
+1 (508) 549-6004
Duane.Wanty@SE.com

https://www.schneider-electric.us/en/

Table 1. Samples Collected Inside the Home

		Indoor Air					
Analyte	IDEM PL	IDEM IAAL	Basement		1st Floor		2nd Floor
			Location 1	Location 2	Location 1	Location 2	Location 1
TCE	2 µg/m^3	20 µg/m^3	ND	ND	ND	ND	ND

			Beneath Living Areas – Above ground	
Analyte	IDEM PL	IDEM IAAL	Crawlspace	
			Location 1	Location 2
TCE	2 µg/m^3	20 µg/m^3	ND	ND

		Beneath Living Areas – Below ground	
Analyte	IDEM PL	Subslab Soil Gas (Beneath the Foundation)	
		Location 1	Location 2
TCE	70 µg/m^3	ND	ND

Notes:
IDEM PL = Indiana Department of Environmental Management Published Level for residences
IDEM IAAL = Indiana Department of Environmental Management Indoor Air Action Level for residences
µg/m^3 = micrograms per cubic meter (i.e., unit of measure)
ND = Not Detected

Table 2. Samples Collected Outside the Home

		Exterior Above Ground	
Analyte	IDEM PL	Exterior Ambient Air	
		Location 1	Location 2
TCE	No standard - For comparison only	ND	ND

Notes:
IDEM PL = Indiana Department of Environmental Management Published Level for residences
µg/m^3 = micrograms per cubic meter (i.e., unit of measure)
ND = Not Detected

Should you have any questions regarding the content of this letter, please feel free to contact me directly, or IDEM:

Ms. Chelsea Day
Indiana Department of Environmental Management Office of Land Quality/Remediation Branch
100 N Senate Ave Indianapolis, IN 46204
Telephone: 317-232-8517
Email: CNDay@idem.in.gov



Duane Wanty
Director Environmental Affairs

cc: Chelsea Day, IDEM
Lisa Ford, Miami Count Health Department
Aaron Friedrich, ERM

ANALYTICAL REPORT

Lab Number:	L2342361
Client:	ERM, Inc. 8425 Woodfield Crossing Blvd. Ste 560-W West Indianapolis, IN 46240
ATTN:	Aaron Friedrich
Phone:	(317) 249-4751
Project Name:	SCHNEIDER ELECTRIC
Project Number:	Not Specified
Report Date:	07/26/23

The original project report/data package is held by Alpha Analytical. This report/data package is paginated and should be reproduced only in its entirety. Alpha Analytical holds no responsibility for results and/or data that are not consistent with the original.

Certifications & Approvals: MA (M-MA030), NH NELAP (2062), CT (PH-0825), DoD (L2474), FL (E87814), IL (200081), IN (C-MA-04), KY (KY98046), LA (85084), ME (MA00030), MD (350), MI (99110) , NJ (MA015), NY (11627), NC (685), OH (CL106), OR (MA-0262), PA (68-02089), RI (LAO00299), TX (T104704419), VT (VT-0015), VA (460194), WA (C954), US Army Corps of Engineers, USDA (Permit #525-23-107-88708), USFWS (Permit #206964).

320 Forbes Boulevard, Mansfield, MA 02048-1806
508-822-9300 (Fax) 508-822-3288 800-624-9220 - www.alphalab.com

Project Name: SCHNEIDER ELECTRIC
Project Number: Not Specified

Lab Number: L2342361
Report Date: 07/26/23

Alpha Sample ID	Client ID	Matrix	Sample Location	Collection Date/Time	Receive Date
L2342361-01	157-AA-1-20230720	AIR	PERU, IN	07/21/23 07:30	07/24/23
L2342361-02	157-AA-2-20230720	AIR	PERU, IN	07/21/23 08:15	07/24/23
L2342361-03	157-IA-1-20230720	AIR	PERU, IN	07/21/23 08:17	07/24/23
L2342361-04	157-IA-2-20230720	AIR	PERU, IN	07/21/23 08:28	07/24/23
L2342361-05	157-IA-B-1-20230720	AIR	PERU, IN	07/21/23 07:32	07/24/23
L2342361-06	157-IA-B-2-20230720	AIR	PERU, IN	07/21/23 08:23	07/24/23
L2342361-07	157-IA-2ND-1-20230720	AIR	PERU, IN	07/21/23 08:27	07/24/23
L2342361-08	157-CS-1-20230720	AIR	PERU, IN	07/21/23 08:22	07/24/23
L2342361-09	157-CS-2-20230720	AIR	PERU, IN	07/21/23 08:22	07/24/23
L2342361-10	157-SS-1-20230721	SOIL_VAPOR	PERU, IN	07/21/23 07:54	07/24/23
L2342361-11	157-SS-2-20230721	SOIL_VAPOR	PERU, IN	07/21/23 08:07	07/24/23

Project Name:	SCHNEIDER ELECTRIC	**Lab Number:**	L2342361
Project Number:	Not Specified	**Report Date:**	07/26/23

Case Narrative

The samples were received in accordance with the Chain of Custody and no significant deviations were encountered during the preparation or analysis unless otherwise noted. Sample Receipt, Container Information, and the Chain of Custody are located at the back of the report.

Results contained within this report relate only to the samples submitted under this Alpha Lab Number and meet NELAP requirements for all NELAP accredited parameters unless otherwise noted in the following narrative. The data presented in this report is organized by parameter (i.e. VOC, SVOC, etc.). Sample specific Quality Control data (i.e. Surrogate Spike Recovery) is reported at the end of the target analyte list for each individual sample, followed by the Laboratory Batch Quality Control at the end of each parameter. Tentatively Identified Compounds (TICs), if requested, are reported for compounds identified to be present and are not part of the method/program Target Compound List, even if only a subset of the TCL are being reported. If a sample was re-analyzed or re-extracted due to a required quality control corrective action and if both sets of data are reported, the Laboratory ID of the re-analysis or re-extraction is designated with an "R" or "RE", respectively.

When multiple Batch Quality Control elements are reported (e.g. more than one LCS), the associated samples for each element are noted in the grey shaded header line of each data table. Any Laboratory Batch, Sample Specific % recovery or RPD value that is outside the listed Acceptance Criteria is bolded in the report. In reference to questions H (CAM) or 4 (RCP) when "NO" is checked, the performance criteria for CAM and RCP methods allow for some quality control failures to occur and still be within method compliance. In these instances, the specific failure is not narrated but noted in the associated QC Outlier Summary Report, located directly after the Case Narrative. QC information is also incorporated in the Data Usability Assessment table (Format 11) of our Data Merger tool, where it can be reviewed in conjunction with the sample result, associated regulatory criteria and any associated data usability implications.

Soil/sediments, solids and tissues are reported on a dry weight basis unless otherwise noted. Definitions of all data qualifiers and acronyms used in this report are provided in the Glossary located at the back of the report.

HOLD POLICY - For samples submitted on hold, Alpha's policy is to hold samples (with the exception of Air canisters) free of charge for 21 calendar days from the date the project is completed. After 21 calendar days, we will dispose of all samples submitted including those put on hold unless you have contacted your Alpha Project Manager and made arrangements for Alpha to continue to hold the samples. Air canisters will be disposed after 3 business days from the date the project is completed.

Please contact Project Management at 800-624-9220 with any questions.

Project Name:	SCHNEIDER ELECTRIC	**Lab Number:**	L2342361
Project Number:	Not Specified	**Report Date:**	07/26/23

Case Narrative (continued)

Volatile Organics in Air

Canisters were released from the laboratory on July 13, 2023. The canister certification results are provided as an addendum.

L2342361-10D,-11D: Prior to sample analysis, the canisters were pressurized with UHP Nitrogen due to canister size. The pressurization resulted in a dilution of the sample. The reporting limits have been elevated accordingly.

I, the undersigned, attest under the pains and penalties of perjury that, to the best of my knowledge and belief and based upon my personal inquiry of those responsible for providing the information contained in this analytical report, such information is accurate and complete. This certificate of analysis is not complete unless this page accompanies any and all pages of this report.

Authorized Signature:  Jennifer Jerome

Title: Technical Director/Representative Date: 07/26/23

AIR

Project Name: SCHNEIDER ELECTRIC
Project Number: Not Specified

Lab Number: L2342361
Report Date: 07/26/23

SAMPLE RESULTS

Lab ID: L2342361-01
Client ID: 157-AA-1-20230720
Sample Location: PERU, IN

Date Collected: 07/21/23 07:30
Date Received: 07/24/23
Field Prep: Not Specified

Sample Depth:
Matrix: Air
Anaytical Method: 48,TO-15
Analytical Date: 07/24/23 18:40
Analyst: TJS

	ppbV			ug/m3				
Parameter	**Results**	**RL**	**MDL**	**Results**	**RL**	**MDL**	**Qualifier**	**Dilution Factor**
Volatile Organics in Air - Mansfield Lab								
Vinyl chloride	ND	0.200	--	ND	0.511	--		1
trans-1,2-Dichloroethene	ND	0.200	--	ND	0.793	--		1
cis-1,2-Dichloroethene	ND	0.200	--	ND	0.793	--		1
Trichloroethene	ND	0.200	--	ND	1.07	--		1
Tetrachloroethene	ND	0.200	--	ND	1.36	--		1

Internal Standard	**% Recovery**	**Qualifier**	**Acceptance Criteria**
1,4-Difluorobenzene	95		60-140
Bromochloromethane	95		60-140
chlorobenzene-d5	94		60-140

Project Name: SCHNEIDER ELECTRIC
Project Number: Not Specified
Lab Number: L2342361
Report Date: 07/26/23

SAMPLE RESULTS

Lab ID: L2342361-02
Client ID: 157-AA-2-20230720
Sample Location: PERU, IN

Date Collected: 07/21/23 08:15
Date Received: 07/24/23
Field Prep: Not Specified

Sample Depth:
Matrix: Air
Anaytical Method: 48,TO-15
Analytical Date: 07/24/23 19:19
Analyst: TJS

	ppbV			ug/m3				
Parameter	**Results**	**RL**	**MDL**	**Results**	**RL**	**MDL**	**Qualifier**	**Dilution Factor**
Volatile Organics in Air - Mansfield Lab								
Vinyl chloride	ND	0.200	--	ND	0.511	--		1
trans-1,2-Dichloroethene	ND	0.200	--	ND	0.793	--		1
cis-1,2-Dichloroethene	ND	0.200	--	ND	0.793	--		1
Trichloroethene	ND	0.200	--	ND	1.07	--		1
Tetrachloroethene	ND	0.200	--	ND	1.36	--		1

Internal Standard	**% Recovery**	**Qualifier**	**Acceptance Criteria**
1,4-Difluorobenzene	95		60-140
Bromochloromethane	95		60-140
chlorobenzene-d5	94		60-140

Project Name: SCHNEIDER ELECTRIC
Project Number: Not Specified

Lab Number: L2342361
Report Date: 07/26/23

SAMPLE RESULTS

Lab ID: L2342361-03
Client ID: 157-IA-1-20230720
Sample Location: PERU, IN

Date Collected: 07/21/23 08:17
Date Received: 07/24/23
Field Prep: Not Specified

Sample Depth:
Matrix: Air
Anaytical Method: 48,TO-15
Analytical Date: 07/24/23 19:57
Analyst: TJS

	ppbV			ug/m3				
Parameter	**Results**	**RL**	**MDL**	**Results**	**RL**	**MDL**	**Qualifier**	**Dilution Factor**
Volatile Organics in Air - Mansfield Lab								
Vinyl chloride	ND	0.200	--	ND	0.511	--		1
trans-1,2-Dichloroethene	ND	0.200	--	ND	0.793	--		1
cis-1,2-Dichloroethene	ND	0.200	--	ND	0.793	--		1
Trichloroethene	ND	0.200	--	ND	1.07	--		1
Tetrachloroethene	ND	0.200	--	ND	1.36	--		1

Internal Standard	**% Recovery**	**Qualifier**	**Acceptance Criteria**
1,4-Difluorobenzene	96		60-140
Bromochloromethane	97		60-140
chlorobenzene-d5	96		60-140

Project Name: SCHNEIDER ELECTRIC
Project Number: Not Specified

Lab Number: L2342361
Report Date: 07/26/23

SAMPLE RESULTS

Lab ID: L2342361-04
Client ID: 157-IA-2-20230720
Sample Location: PERU, IN

Date Collected: 07/21/23 08:28
Date Received: 07/24/23
Field Prep: Not Specified

Sample Depth:
Matrix: Air
Anaytical Method: 48,TO-15
Analytical Date: 07/24/23 20:39
Analyst: TJS

	ppbV			ug/m3				
Parameter	**Results**	**RL**	**MDL**	**Results**	**RL**	**MDL**	**Qualifier**	**Dilution Factor**
Volatile Organics in Air - Mansfield Lab								
Vinyl chloride	ND	0.200	--	ND	0.511	--		1
trans-1,2-Dichloroethene	ND	0.200	--	ND	0.793	--		1
cis-1,2-Dichloroethene	ND	0.200	--	ND	0.793	--		1
Trichloroethene	ND	0.200	--	ND	1.07	--		1
Tetrachloroethene	ND	0.200	--	ND	1.36	--		1

Internal Standard	**% Recovery**	**Qualifier**	**Acceptance Criteria**
1,4-Difluorobenzene	95		60-140
Bromochloromethane	95		60-140
chlorobenzene-d5	96		60-140

Project Name: SCHNEIDER ELECTRIC
Project Number: Not Specified

Lab Number: L2342361
Report Date: 07/26/23

SAMPLE RESULTS

Lab ID: L2342361-05
Client ID: 157-IA-B-1-20230720
Sample Location: PERU, IN

Date Collected: 07/21/23 07:32
Date Received: 07/24/23
Field Prep: Not Specified

Sample Depth:
Matrix: Air
Anaytical Method: 48,TO-15
Analytical Date: 07/24/23 21:17
Analyst: TJS

	ppbV			ug/m3				
Parameter	**Results**	**RL**	**MDL**	**Results**	**RL**	**MDL**	**Qualifier**	**Dilution Factor**
Volatile Organics in Air - Mansfield Lab								
Vinyl chloride	ND	0.200	--	ND	0.511	--		1
trans-1,2-Dichloroethene	ND	0.200	--	ND	0.793	--		1
cis-1,2-Dichloroethene	ND	0.200	--	ND	0.793	--		1
Trichloroethene	ND	0.200	--	ND	1.07	--		1
Tetrachloroethene	ND	0.200	--	ND	1.36	--		1

Internal Standard	**% Recovery**	**Qualifier**	**Acceptance Criteria**
1,4-Difluorobenzene	97		60-140
Bromochloromethane	98		60-140
chlorobenzene-d5	98		60-140

Project Name: SCHNEIDER ELECTRIC
Project Number: Not Specified

Lab Number: L2342361
Report Date: 07/26/23

SAMPLE RESULTS

Lab ID: L2342361-06
Client ID: 157-IA-B-2-20230720
Sample Location: PERU, IN

Date Collected: 07/21/23 08:23
Date Received: 07/24/23
Field Prep: Not Specified

Sample Depth:
Matrix: Air
Anaytical Method: 48,TO-15
Analytical Date: 07/25/23 16:42
Analyst: JMB

	ppbV			ug/m3				
Parameter	**Results**	**RL**	**MDL**	**Results**	**RL**	**MDL**	**Qualifier**	**Dilution Factor**
Volatile Organics in Air - Mansfield Lab								
Vinyl chloride	ND	0.200	--	ND	0.511	--		1
trans-1,2-Dichloroethene	ND	0.200	--	ND	0.793	--		1
cis-1,2-Dichloroethene	ND	0.200	--	ND	0.793	--		1
Trichloroethene	ND	0.200	--	ND	1.07	--		1
Tetrachloroethene	ND	0.200	--	ND	1.36	--		1

Internal Standard	**% Recovery**	**Qualifier**	**Acceptance Criteria**
1,4-Difluorobenzene	97		60-140
Bromochloromethane	94		60-140
chlorobenzene-d5	94		60-140

Project Name: SCHNEIDER ELECTRIC
Project Number: Not Specified

Lab Number: L2342361
Report Date: 07/26/23

SAMPLE RESULTS

Lab ID: L2342361-07
Client ID: 157-IA-2ND-1-20230720
Sample Location: PERU, IN

Date Collected: 07/21/23 08:27
Date Received: 07/24/23
Field Prep: Not Specified

Sample Depth:
Matrix: Air
Anaytical Method: 48,TO-15
Analytical Date: 07/25/23 17:22
Analyst: JMB

	ppbV			ug/m3				
Parameter	**Results**	**RL**	**MDL**	**Results**	**RL**	**MDL**	**Qualifier**	**Dilution Factor**
Volatile Organics in Air - Mansfield Lab								
Vinyl chloride	ND	0.200	--	ND	0.511	--		1
trans-1,2-Dichloroethene	ND	0.200	--	ND	0.793	--		1
cis-1,2-Dichloroethene	ND	0.200	--	ND	0.793	--		1
Trichloroethene	ND	0.200	--	ND	1.07	--		1
Tetrachloroethene	ND	0.200	--	ND	1.36	--		1

Internal Standard	**% Recovery**	**Qualifier**	**Acceptance Criteria**
1,4-Difluorobenzene	95		60-140
Bromochloromethane	94		60-140
chlorobenzene-d5	94		60-140

Project Name: SCHNEIDER ELECTRIC
Project Number: Not Specified

Lab Number: L2342361
Report Date: 07/26/23

SAMPLE RESULTS

Lab ID: L2342361-08
Client ID: 157-CS-1-20230720
Sample Location: PERU, IN

Date Collected: 07/21/23 08:22
Date Received: 07/24/23
Field Prep: Not Specified

Sample Depth:
Matrix: Air
Anaytical Method: 48,TO-15
Analytical Date: 07/25/23 18:01
Analyst: JMB

	ppbV			ug/m3				
Parameter	**Results**	**RL**	**MDL**	**Results**	**RL**	**MDL**	**Qualifier**	**Dilution Factor**
Volatile Organics in Air - Mansfield Lab								
Vinyl chloride	ND	0.200	--	ND	0.511	--		1
trans-1,2-Dichloroethene	ND	0.200	--	ND	0.793	--		1
cis-1,2-Dichloroethene	ND	0.200	--	ND	0.793	--		1
Trichloroethene	ND	0.200	--	ND	1.07	--		1
Tetrachloroethene	ND	0.200	--	ND	1.36	--		1

Internal Standard	**% Recovery**	**Qualifier**	**Acceptance Criteria**
1,4-Difluorobenzene	98		60-140
Bromochloromethane	95		60-140
chlorobenzene-d5	96		60-140

Project Name: SCHNEIDER ELECTRIC
Project Number: Not Specified

Lab Number: L2342361
Report Date: 07/26/23

SAMPLE RESULTS

Lab ID: L2342361-09
Client ID: 157-CS-2-20230720
Sample Location: PERU, IN

Date Collected: 07/21/23 08:22
Date Received: 07/24/23
Field Prep: Not Specified

Sample Depth:
Matrix: Air
Anaytical Method: 48,TO-15
Analytical Date: 07/25/23 18:39
Analyst: JMB

	ppbV			ug/m3				
Parameter	**Results**	**RL**	**MDL**	**Results**	**RL**	**MDL**	**Qualifier**	**Dilution Factor**
Volatile Organics in Air - Mansfield Lab								
Vinyl chloride	ND	0.200	--	ND	0.511	--		1
trans-1,2-Dichloroethene	ND	0.200	--	ND	0.793	--		1
cis-1,2-Dichloroethene	ND	0.200	--	ND	0.793	--		1
Trichloroethene	ND	0.200	--	ND	1.07	--		1
Tetrachloroethene	ND	0.200	--	ND	1.36	--		1

Internal Standard	**% Recovery**	**Qualifier**	**Acceptance Criteria**
1,4-Difluorobenzene	97		60-140
Bromochloromethane	94		60-140
chlorobenzene-d5	96		60-140

Project Name: SCHNEIDER ELECTRIC
Project Number: Not Specified

Lab Number: L2342361
Report Date: 07/26/23

SAMPLE RESULTS

Lab ID: L2342361-10 D
Client ID: 157-SS-1-20230721
Sample Location: PERU, IN

Date Collected: 07/21/23 07:54
Date Received: 07/24/23
Field Prep: Not Specified

Sample Depth:
Matrix: Soil_Vapor
Anaytical Method: 48,TO-15
Analytical Date: 07/26/23 02:51
Analyst: JMB

	ppbV			ug/m3				
Parameter	**Results**	**RL**	**MDL**	**Results**	**RL**	**MDL**	**Qualifier**	**Dilution Factor**
Volatile Organics in Air - Mansfield Lab								
Vinyl chloride	ND	0.494	--	ND	1.26	--		2.47
trans-1,2-Dichloroethene	ND	0.494	--	ND	1.96	--		2.47
cis-1,2-Dichloroethene	ND	0.494	--	ND	1.96	--		2.47
Trichloroethene	ND	0.494	--	ND	2.65	--		2.47
Tetrachloroethene	ND	0.494	--	ND	3.35	--		2.47

Internal Standard	**% Recovery**	**Qualifier**	**Acceptance Criteria**
1,4-Difluorobenzene	91		60-140
Bromochloromethane	92		60-140
chlorobenzene-d5	93		60-140

Project Name: SCHNEIDER ELECTRIC
Project Number: Not Specified
Lab Number: L2342361
Report Date: 07/26/23

SAMPLE RESULTS

Lab ID: L2342361-11 D
Client ID: 157-SS-2-20230721
Sample Location: PERU, IN

Date Collected: 07/21/23 08:07
Date Received: 07/24/23
Field Prep: Not Specified

Sample Depth:
Matrix: Soil_Vapor
Anaytical Method: 48,TO-15
Analytical Date: 07/26/23 03:29
Analyst: JMB

	ppbV			ug/m3				
Parameter	**Results**	**RL**	**MDL**	**Results**	**RL**	**MDL**	**Qualifier**	**Dilution Factor**
Volatile Organics in Air - Mansfield Lab								
Vinyl chloride	ND	0.493	--	ND	1.26	--		2.466
trans-1,2-Dichloroethene	ND	0.493	--	ND	1.95	--		2.466
cis-1,2-Dichloroethene	ND	0.493	--	ND	1.95	--		2.466
Trichloroethene	ND	0.493	--	ND	2.65	--		2.466
Tetrachloroethene	ND	0.493	--	ND	3.34	--		2.466

Internal Standard	**% Recovery**	**Qualifier**	**Acceptance Criteria**
1,4-Difluorobenzene	90		60-140
Bromochloromethane	95		60-140
chlorobenzene-d5	95		60-140

Project Name: SCHNEIDER ELECTRIC
Project Number: Not Specified
Lab Number: L2342361
Report Date: 07/26/23

Method Blank Analysis
Batch Quality Control

Analytical Method: 48,TO-15
Analytical Date: 07/24/23 14:25

Parameter	ppbV Results	ppbV RL	ppbV MDL	ug/m3 Results	ug/m3 RL	ug/m3 MDL	Qualifier	Dilution Factor
Volatile Organics in Air - Mansfield Lab for sample(s): 01-05 Batch: WG1807087-4								
Vinyl chloride	ND	0.200	--	ND	0.511	--		1
trans-1,2-Dichloroethene	ND	0.200	--	ND	0.793	--		1
cis-1,2-Dichloroethene	ND	0.200	--	ND	0.793	--		1
Trichloroethene	ND	0.200	--	ND	1.07	--		1
Tetrachloroethene	ND	0.200	--	ND	1.36	--		1

Project Name: SCHNEIDER ELECTRIC
Project Number: Not Specified
Lab Number: L2342361
Report Date: 07/26/23

Method Blank Analysis
Batch Quality Control

Analytical Method: 48,TO-15
Analytical Date: 07/25/23 14:40

Parameter	ppbV Results	ppbV RL	ppbV MDL	ug/m3 Results	ug/m3 RL	ug/m3 MDL	Qualifier	Dilution Factor
Volatile Organics in Air - Mansfield Lab for sample(s): 06-11 Batch: WG1807575-4								
Vinyl chloride	ND	0.200	--	ND	0.511	--		1
trans-1,2-Dichloroethene	ND	0.200	--	ND	0.793	--		1
cis-1,2-Dichloroethene	ND	0.200	--	ND	0.793	--		1
Trichloroethene	ND	0.200	--	ND	1.07	--		1
Tetrachloroethene	ND	0.200	--	ND	1.36	--		1

Lab Control Sample Analysis

Batch Quality Control

Project Name: SCHNEIDER ELECTRIC

Project Number: Not Specified

Lab Number: L2342361

Report Date: 07/26/23

Parameter	LCS %Recovery	Qual	LCSD %Recovery	Qual	%Recovery Limits	RPD	Qual	RPD Limits
Volatile Organics in Air - Mansfield Lab Associated sample(s): 01-05 Batch: WG1807087-3								
Vinyl chloride	92		-		70-130	-		
trans-1,2-Dichloroethene	85		-		70-130	-		
cis-1,2-Dichloroethene	86		-		70-130	-		
Trichloroethene	91		-		70-130	-		
Tetrachloroethene	81		-		70-130	-		

Lab Control Sample Analysis

Batch Quality Control

Project Name: SCHNEIDER ELECTRIC

Project Number: Not Specified

Lab Number: L2342361

Report Date: 07/26/23

Parameter	LCS %Recovery	Qual	LCSD %Recovery	Qual	%Recovery Limits	RPD	Qual	RPD Limits
Volatile Organics in Air - Mansfield Lab Associated sample(s): 06-11 Batch: WG1807575-3								
Vinyl chloride	91		-		70-130	-		
trans-1,2-Dichloroethene	82		-		70-130	-		
cis-1,2-Dichloroethene	84		-		70-130	-		
Trichloroethene	88		-		70-130	-		
Tetrachloroethene	76		-		70-130	-		

Project Name: SCHNEIDER ELECTRIC

Project Number:

Lab Number: L2342361

Report Date: 07/26/23

Canister and Flow Controller Information

Samplenum	Client ID	Media ID	Media Type	Date Prepared	Bottle Order	Cleaning Batch ID	Can Leak Check	Initial Pressure (in. Hg)	Pressure on Receipt (in. Hg)	Flow Controler Leak Chk	Flow Out mL/min	Flow In mL/min	% RPD
L2342361-01	157-AA-1-20230720	02275	Flow 5	07/13/23	430250		-	-	-	Pass	3.0	3.8	24
L2342361-01	157-AA-1-20230720	1895	6.0L Can	07/13/23	430250	L2336081-04	Pass	-29.5	-1.5	-	-	-	-
L2342361-02	157-AA-2-20230720	0334	Flow 5	07/13/23	430250		-	-	-	Pass	3.0	2.9	3
L2342361-02	157-AA-2-20230720	952	6.0L Can	07/13/23	430250	L2336081-04	Pass	-29.5	-9.1	-	-	-	-
L2342361-03	157-IA-1-20230720	01269	Flow 5	07/13/23	430250		-	-	-	Pass	3.0	2.9	3
L2342361-03	157-IA-1-20230720	1586	6.0L Can	07/13/23	430250	L2336081-04	Pass	-29.6	-8.5	-	-	-	-
L2342361-04	157-IA-2-20230720	02191	Flow 5	07/13/23	430250		-	-	-	Pass	3.0	2.9	3
L2342361-04	157-IA-2-20230720	2059	6.0L Can	07/13/23	430250	L2336406-10	Pass	-29.8	-13.9	-	-	-	-
L2342361-05	157-IA-B-1-20230720	01739	Flow 5	07/13/23	430250		-	-	-	Pass	3.0	2.8	7
L2342361-05	157-IA-B-1-20230720	1884	6.0L Can	07/13/23	430250	L2336081-04	Pass	-29.6	-7.7	-	-	-	-
L2342361-06	157-IA-B-2-20230720	02232	Flow 5	07/13/23	430250		-	-	-	Pass	3.0	2.9	3
L2342361-06	157-IA-B-2-20230720	1855	6.0L Can	07/13/23	430250	L2336081-04	Pass	-29.6	-10.9	-	-	-	-
L2342361-07	157-IA-2ND-1-20230720	0842	Flow 5	07/13/23	430250		-	-	-	Pass	3.0	2.5	18
L2342361-07	157-IA-2ND-1-20230720	2924	6.0L Can	07/13/23	430250	L2336081-04	Pass	-29.6	-12.2	-	-	-	-
L2342361-08	157-CS-1-20230720	0158	Flow 5	07/13/23	430250		-	-	-	Pass	3.0	2.8	7

Project Name: SCHNEIDER ELECTRIC

Lab Number: L2342361

Project Number:

Report Date: 07/26/23

Canister and Flow Controller Information

Samplenum	Client ID	Media ID	Media Type	Date Prepared	Bottle Order	Cleaning Batch ID	Can Leak Check	Initial Pressure (in. Hg)	Pressure on Receipt (in. Hg)	Flow Controler Leak Chk	Flow Out mL/min	Flow In mL/min	% RPD
L2342361-08	157-CS-1-20230720	781	6.0L Can	07/13/23	430250	L2336081-04	Pass	-29.6	-10.8	-	-	-	-
L2342361-09	157-CS-2-20230720	01273	Flow 4	07/13/23	430250		-	-	-	Pass	3.0	2.7	11
L2342361-09	157-CS-2-20230720	767	6.0L Can	07/13/23	430250	L2336081-04	Pass	-29.8	-10.5	-	-	-	-
L2342361-10	157-SS-1-20230721	01916	SV200	07/13/23	430250		-	-	-	Pass	216	212	2
L2342361-10	157-SS-1-20230721	3777	1.0L Can	07/13/23	430250	L2337210-04	Pass	-29.5	-5.3	-	-	-	-
L2342361-11	157-SS-2-20230721	01232	SV200	07/13/23	430250		-	-	-	Pass	216	216	0
L2342361-11	157-SS-2-20230721	2540	1.0L Can	07/13/23	430250	L2337551-05	Pass	-29.5	-5.3	-	-	-	-

Project Name: BATCH CANISTER CERTIFICATION
Project Number: CANISTER QC BAT
Lab Number: L2336081
Report Date: 07/26/23

Air Canister Certification Results

Lab ID: L2336081-04
Client ID: CAN 2446 SHELF 34
Sample Location:

Date Collected: 06/22/23 18:00
Date Received: 06/23/23
Field Prep: Not Specified

Sample Depth:
Matrix: Air
Anaytical Method: 48,TO-15
Analytical Date: 06/24/23 19:06
Analyst: JMB

	ppbV			ug/m3				
Parameter	**Results**	**RL**	**MDL**	**Results**	**RL**	**MDL**	**Qualifier**	**Dilution Factor**
Volatile Organics in Air - Mansfield Lab								
Chlorodifluoromethane	ND	0.200	--	ND	0.707	--		1
Propylene	ND	0.500	--	ND	0.861	--		1
Propane	ND	0.500	--	ND	0.902	--		1
Dichlorodifluoromethane	ND	0.200	--	ND	0.989	--		1
Chloromethane	ND	0.200	--	ND	0.413	--		1
Freon-114	ND	0.200	--	ND	1.40	--		1
Methanol	ND	5.00	--	ND	6.55	--		1
Vinyl chloride	ND	0.200	--	ND	0.511	--		1
1,3-Butadiene	ND	0.200	--	ND	0.442	--		1
Butane	ND	0.200	--	ND	0.475	--		1
Bromomethane	ND	0.200	--	ND	0.777	--		1
Chloroethane	ND	0.200	--	ND	0.528	--		1
Ethanol	ND	5.00	--	ND	9.42	--		1
Dichlorofluoromethane	ND	0.200	--	ND	0.842	--		1
Vinyl bromide	ND	0.200	--	ND	0.874	--		1
Acrolein	ND	0.500	--	ND	1.15	--		1
Acetone	ND	1.00	--	ND	2.38	--		1
Acetonitrile	ND	0.200	--	ND	0.336	--		1
Trichlorofluoromethane	ND	0.200	--	ND	1.12	--		1
Isopropanol	ND	0.500	--	ND	1.23	--		1
Acrylonitrile	ND	0.500	--	ND	1.09	--		1
Pentane	ND	0.200	--	ND	0.590	--		1
Ethyl ether	ND	0.200	--	ND	0.606	--		1
1,1-Dichloroethene	ND	0.200	--	ND	0.793	--		1

Project Name: BATCH CANISTER CERTIFICATION
Project Number: CANISTER QC BAT
Lab Number: L2336081
Report Date: 07/26/23

Air Canister Certification Results

Lab ID: L2336081-04
Client ID: CAN 2446 SHELF 34
Sample Location:

Date Collected: 06/22/23 18:00
Date Received: 06/23/23
Field Prep: Not Specified

Sample Depth:

Parameter	ppbV Results	ppbV RL	ppbV MDL	ug/m3 Results	ug/m3 RL	ug/m3 MDL	Qualifier	Dilution Factor
Volatile Organics in Air - Mansfield Lab								
Tertiary butyl Alcohol	ND	0.500	--	ND	1.52	--		1
Methylene chloride	ND	0.500	--	ND	1.74	--		1
3-Chloropropene	ND	0.200	--	ND	0.626	--		1
Carbon disulfide	ND	0.200	--	ND	0.623	--		1
Freon-113	ND	0.200	--	ND	1.53	--		1
trans-1,2-Dichloroethene	ND	0.200	--	ND	0.793	--		1
1,1-Dichloroethane	ND	0.200	--	ND	0.809	--		1
Methyl tert butyl ether	ND	0.200	--	ND	0.721	--		1
Vinyl acetate	ND	1.00	--	ND	3.52	--		1
2-Butanone	ND	0.500	--	ND	1.47	--		1
Xylenes, total	ND	0.600	--	ND	0.869	--		1
cis-1,2-Dichloroethene	ND	0.200	--	ND	0.793	--		1
Ethyl Acetate	ND	0.500	--	ND	1.80	--		1
Chloroform	ND	0.200	--	ND	0.977	--		1
Tetrahydrofuran	ND	0.500	--	ND	1.47	--		1
2,2-Dichloropropane	ND	0.200	--	ND	0.924	--		1
1,2-Dichloroethane	ND	0.200	--	ND	0.809	--		1
n-Hexane	ND	0.200	--	ND	0.705	--		1
Diisopropyl ether	ND	0.200	--	ND	0.836	--		1
tert-Butyl Ethyl Ether	ND	0.200	--	ND	0.836	--		1
1,2-Dichloroethene (total)	ND	1.00	--	ND	1.00	--		1
1,1,1-Trichloroethane	ND	0.200	--	ND	1.09	--		1
1,1-Dichloropropene	ND	0.200	--	ND	0.908	--		1
Benzene	ND	0.200	--	ND	0.639	--		1
Carbon tetrachloride	ND	0.200	--	ND	1.26	--		1
Cyclohexane	ND	0.200	--	ND	0.688	--		1
tert-Amyl Methyl Ether	ND	0.200	--	ND	0.836	--		1

Project Name: BATCH CANISTER CERTIFICATION
Project Number: CANISTER QC BAT
Lab Number: L2336081
Report Date: 07/26/23

Air Canister Certification Results

Lab ID: L2336081-04
Client ID: CAN 2446 SHELF 34
Sample Location:

Date Collected: 06/22/23 18:00
Date Received: 06/23/23
Field Prep: Not Specified

Sample Depth:

Parameter	ppbV Results	ppbV RL	ppbV MDL	ug/m3 Results	ug/m3 RL	ug/m3 MDL	Qualifier	Dilution Factor
Volatile Organics in Air - Mansfield Lab								
Dibromomethane	ND	0.200	--	ND	1.42	--		1
1,2-Dichloropropane	ND	0.200	--	ND	0.924	--		1
Bromodichloromethane	ND	0.200	--	ND	1.34	--		1
1,4-Dioxane	ND	0.200	--	ND	0.721	--		1
Trichloroethene	ND	0.200	--	ND	1.07	--		1
2,2,4-Trimethylpentane	ND	0.200	--	ND	0.934	--		1
Methyl Methacrylate	ND	0.500	--	ND	2.05	--		1
Heptane	ND	0.200	--	ND	0.820	--		1
cis-1,3-Dichloropropene	ND	0.200	--	ND	0.908	--		1
4-Methyl-2-pentanone	ND	0.500	--	ND	2.05	--		1
trans-1,3-Dichloropropene	ND	0.200	--	ND	0.908	--		1
1,1,2-Trichloroethane	ND	0.200	--	ND	1.09	--		1
Toluene	ND	0.200	--	ND	0.754	--		1
1,3-Dichloropropane	ND	0.200	--	ND	0.924	--		1
2-Hexanone	ND	0.200	--	ND	0.820	--		1
Dibromochloromethane	ND	0.200	--	ND	1.70	--		1
1,2-Dibromoethane	ND	0.200	--	ND	1.54	--		1
Butyl acetate	ND	0.500	--	ND	2.38	--		1
Octane	ND	0.200	--	ND	0.934	--		1
Tetrachloroethene	ND	0.200	--	ND	1.36	--		1
1,1,1,2-Tetrachloroethane	ND	0.200	--	ND	1.37	--		1
Chlorobenzene	ND	0.200	--	ND	0.921	--		1
Ethylbenzene	ND	0.200	--	ND	0.869	--		1
p/m-Xylene	ND	0.400	--	ND	1.74	--		1
Bromoform	ND	0.200	--	ND	2.07	--		1
Styrene	ND	0.200	--	ND	0.852	--		1
1,1,2,2-Tetrachloroethane	ND	0.200	--	ND	1.37	--		1

Project Name: BATCH CANISTER CERTIFICATION
Project Number: CANISTER QC BAT
Lab Number: L2336081
Report Date: 07/26/23

Air Canister Certification Results

Lab ID: L2336081-04
Client ID: CAN 2446 SHELF 34
Sample Location:

Date Collected: 06/22/23 18:00
Date Received: 06/23/23
Field Prep: Not Specified

Sample Depth:

Parameter	ppbV Results	ppbV RL	ppbV MDL	ug/m3 Results	ug/m3 RL	ug/m3 MDL	Qualifier	Dilution Factor
Volatile Organics in Air - Mansfield Lab								
o-Xylene	ND	0.200	--	ND	0.869	--		1
1,2,3-Trichloropropane	ND	0.200	--	ND	1.21	--		1
Nonane	ND	0.200	--	ND	1.05	--		1
Isopropylbenzene	ND	0.200	--	ND	0.983	--		1
Bromobenzene	ND	0.200	--	ND	0.793	--		1
2-Chlorotoluene	ND	0.200	--	ND	1.04	--		1
n-Propylbenzene	ND	0.200	--	ND	0.983	--		1
4-Chlorotoluene	ND	0.200	--	ND	1.04	--		1
4-Ethyltoluene	ND	0.200	--	ND	0.983	--		1
1,3,5-Trimethylbenzene	ND	0.200	--	ND	0.983	--		1
tert-Butylbenzene	ND	0.200	--	ND	1.10	--		1
1,2,4-Trimethylbenzene	ND	0.200	--	ND	0.983	--		1
Decane	ND	0.200	--	ND	1.16	--		1
Benzyl chloride	ND	0.200	--	ND	1.04	--		1
1,3-Dichlorobenzene	ND	0.200	--	ND	1.20	--		1
1,4-Dichlorobenzene	ND	0.200	--	ND	1.20	--		1
sec-Butylbenzene	ND	0.200	--	ND	1.10	--		1
p-Isopropyltoluene	ND	0.200	--	ND	1.10	--		1
1,2-Dichlorobenzene	ND	0.200	--	ND	1.20	--		1
n-Butylbenzene	ND	0.200	--	ND	1.10	--		1
1,2-Dibromo-3-chloropropane	ND	0.200	--	ND	1.93	--		1
Undecane	ND	0.200	--	ND	1.28	--		1
Dodecane	ND	0.200	--	ND	1.39	--		1
1,2,4-Trichlorobenzene	ND	0.200	--	ND	1.48	--		1
Naphthalene	ND	0.200	--	ND	1.05	--		1
1,2,3-Trichlorobenzene	ND	0.200	--	ND	1.48	--		1
Hexachlorobutadiene	ND	0.200	--	ND	2.13	--		1

Project Name: BATCH CANISTER CERTIFICATION
Project Number: CANISTER QC BAT
Lab Number: L2336081
Report Date: 07/26/23

Air Canister Certification Results

Lab ID: L2336081-04
Client ID: CAN 2446 SHELF 34
Sample Location:

Date Collected: 06/22/23 18:00
Date Received: 06/23/23
Field Prep: Not Specified

Sample Depth:

Parameter	ppbV Results	ppbV RL	ppbV MDL	ug/m3 Results	ug/m3 RL	ug/m3 MDL	Qualifier	Dilution Factor
Volatile Organics in Air - Mansfield Lab								

	Results	Qualifier	Units	RDL	Dilution Factor
Tentatively Identified Compounds					

No Tentatively Identified Compounds

Internal Standard	% Recovery	Qualifier	Acceptance Criteria
1,4-Difluorobenzene	89		60-140
Bromochloromethane	91		60-140
chlorobenzene-d5	90		60-140

Project Name: BATCH CANISTER CERTIFICATION
Project Number: CANISTER QC BAT
Lab Number: L2336081
Report Date: 07/26/23

Air Canister Certification Results

Lab ID: L2336081-04
Client ID: CAN 2446 SHELF 34
Sample Location:

Date Collected: 06/22/23 18:00
Date Received: 06/23/23
Field Prep: Not Specified

Sample Depth:
Matrix: Air
Anaytical Method: 48,TO-15-SIM
Analytical Date: 06/24/23 19:06
Analyst: JMB

	ppbV			ug/m3				
Parameter	**Results**	**RL**	**MDL**	**Results**	**RL**	**MDL**	**Qualifier**	**Dilution Factor**
Volatile Organics in Air by SIM - Mansfield Lab								
Dichlorodifluoromethane	ND	0.200	--	ND	0.989	--		1
Chloromethane	ND	0.200	--	ND	0.413	--		1
Freon-114	ND	0.050	--	ND	0.349	--		1
Vinyl chloride	ND	0.020	--	ND	0.051	--		1
1,3-Butadiene	ND	0.020	--	ND	0.044	--		1
Bromomethane	ND	0.020	--	ND	0.078	--		1
Chloroethane	ND	0.100	--	ND	0.264	--		1
Acrolein	ND	0.050	--	ND	0.115	--		1
Acetone	ND	1.00	--	ND	2.38	--		1
Trichlorofluoromethane	ND	0.050	--	ND	0.281	--		1
Acrylonitrile	ND	0.500	--	ND	1.09	--		1
1,1-Dichloroethene	ND	0.020	--	ND	0.079	--		1
Methylene chloride	ND	0.500	--	ND	1.74	--		1
Freon-113	ND	0.050	--	ND	0.383	--		1
trans-1,2-Dichloroethene	ND	0.020	--	ND	0.079	--		1
1,1-Dichloroethane	ND	0.020	--	ND	0.081	--		1
Methyl tert butyl ether	ND	0.200	--	ND	0.721	--		1
2-Butanone	ND	0.500	--	ND	1.47	--		1
cis-1,2-Dichloroethene	ND	0.020	--	ND	0.079	--		1
Chloroform	ND	0.020	--	ND	0.098	--		1
1,2-Dichloroethane	ND	0.020	--	ND	0.081	--		1
1,1,1-Trichloroethane	ND	0.020	--	ND	0.109	--		1
Benzene	ND	0.100	--	ND	0.319	--		1
Carbon tetrachloride	ND	0.020	--	ND	0.126	--		1

Project Name: BATCH CANISTER CERTIFICATION
Project Number: CANISTER QC BAT
Lab Number: L2336081
Report Date: 07/26/23

Air Canister Certification Results

Lab ID: L2336081-04
Client ID: CAN 2446 SHELF 34
Sample Location:

Date Collected: 06/22/23 18:00
Date Received: 06/23/23
Field Prep: Not Specified

Sample Depth:

Parameter	ppbV Results	ppbV RL	ppbV MDL	ug/m3 Results	ug/m3 RL	ug/m3 MDL	Qualifier	Dilution Factor
Volatile Organics in Air by SIM - Mansfield Lab								
1,2-Dichloropropane	ND	0.020	--	ND	0.092	--		1
Bromodichloromethane	ND	0.020	--	ND	0.134	--		1
1,4-Dioxane	ND	0.100	--	ND	0.360	--		1
Trichloroethene	ND	0.020	--	ND	0.107	--		1
cis-1,3-Dichloropropene	ND	0.020	--	ND	0.091	--		1
4-Methyl-2-pentanone	ND	0.500	--	ND	2.05	--		1
trans-1,3-Dichloropropene	ND	0.020	--	ND	0.091	--		1
1,1,2-Trichloroethane	ND	0.020	--	ND	0.109	--		1
Toluene	ND	0.100	--	ND	0.377	--		1
Dibromochloromethane	ND	0.020	--	ND	0.170	--		1
1,2-Dibromoethane	ND	0.020	--	ND	0.154	--		1
Tetrachloroethene	ND	0.020	--	ND	0.136	--		1
1,1,1,2-Tetrachloroethane	ND	0.020	--	ND	0.137	--		1
Chlorobenzene	ND	0.100	--	ND	0.461	--		1
Ethylbenzene	ND	0.020	--	ND	0.087	--		1
p/m-Xylene	ND	0.040	--	ND	0.174	--		1
Bromoform	ND	0.020	--	ND	0.207	--		1
Styrene	ND	0.020	--	ND	0.085	--		1
1,1,2,2-Tetrachloroethane	ND	0.020	--	ND	0.137	--		1
o-Xylene	ND	0.020	--	ND	0.087	--		1
Isopropylbenzene	ND	0.200	--	ND	0.983	--		1
4-Ethyltoluene	ND	0.020	--	ND	0.098	--		1
1,3,5-Trimethybenzene	ND	0.020	--	ND	0.098	--		1
1,2,4-Trimethylbenzene	ND	0.020	--	ND	0.098	--		1
Benzyl chloride	ND	0.100	--	ND	0.518	--		1
1,3-Dichlorobenzene	ND	0.020	--	ND	0.120	--		1
1,4-Dichlorobenzene	ND	0.020	--	ND	0.120	--		1

Project Name: BATCH CANISTER CERTIFICATION
Project Number: CANISTER QC BAT
Lab Number: L2336081
Report Date: 07/26/23

Air Canister Certification Results

Lab ID: L2336081-04
Client ID: CAN 2446 SHELF 34
Sample Location:

Date Collected: 06/22/23 18:00
Date Received: 06/23/23
Field Prep: Not Specified

Sample Depth:

Parameter	ppbV Results	ppbV RL	ppbV MDL	ug/m3 Results	ug/m3 RL	ug/m3 MDL	Qualifier	Dilution Factor
Volatile Organics in Air by SIM - Mansfield Lab								
sec-Butylbenzene	ND	0.200	--	ND	1.10	--		1
p-Isopropyltoluene	ND	0.200	--	ND	1.10	--		1
1,2-Dichlorobenzene	ND	0.020	--	ND	0.120	--		1
n-Butylbenzene	ND	0.200	--	ND	1.10	--		1
1,2,4-Trichlorobenzene	ND	0.050	--	ND	0.371	--		1
Naphthalene	ND	0.050	--	ND	0.262	--		1
1,2,3-Trichlorobenzene	ND	0.050	--	ND	0.371	--		1
Hexachlorobutadiene	ND	0.050	--	ND	0.533	--		1

Internal Standard	% Recovery	Qualifier	Acceptance Criteria
1,4-difluorobenzene	88		60-140
bromochloromethane	91		60-140
chlorobenzene-d5	90		60-140

Project Name: BATCH CANISTER CERTIFICATION
Project Number: CANISTER QC BAT
Lab Number: L2336406
Report Date: 07/26/23

Air Canister Certification Results

Lab ID: L2336406-10
Client ID: CAN 3382 SHELF 58
Sample Location:

Date Collected: 06/26/23 09:00
Date Received: 06/26/23
Field Prep: Not Specified

Sample Depth:
Matrix: Air
Anaytical Method: 48,TO-15
Analytical Date: 06/28/23 22:52
Analyst: JMB

	ppbV			ug/m3				
Parameter	**Results**	**RL**	**MDL**	**Results**	**RL**	**MDL**	**Qualifier**	**Dilution Factor**
Volatile Organics in Air - Mansfield Lab								
Chlorodifluoromethane	ND	0.200	--	ND	0.707	--		1
Propylene	ND	0.500	--	ND	0.861	--		1
Propane	ND	0.500	--	ND	0.902	--		1
Dichlorodifluoromethane	ND	0.200	--	ND	0.989	--		1
Chloromethane	ND	0.200	--	ND	0.413	--		1
Freon-114	ND	0.200	--	ND	1.40	--		1
Methanol	ND	5.00	--	ND	6.55	--		1
Vinyl chloride	ND	0.200	--	ND	0.511	--		1
1,3-Butadiene	ND	0.200	--	ND	0.442	--		1
Butane	ND	0.200	--	ND	0.475	--		1
Bromomethane	ND	0.200	--	ND	0.777	--		1
Chloroethane	ND	0.200	--	ND	0.528	--		1
Ethanol	ND	5.00	--	ND	9.42	--		1
Dichlorofluoromethane	ND	0.200	--	ND	0.842	--		1
Vinyl bromide	ND	0.200	--	ND	0.874	--		1
Acrolein	ND	0.500	--	ND	1.15	--		1
Acetone	ND	1.00	--	ND	2.38	--		1
Acetonitrile	ND	0.200	--	ND	0.336	--		1
Trichlorofluoromethane	ND	0.200	--	ND	1.12	--		1
Isopropanol	ND	0.500	--	ND	1.23	--		1
Acrylonitrile	ND	0.500	--	ND	1.09	--		1
Pentane	ND	0.200	--	ND	0.590	--		1
Ethyl ether	ND	0.200	--	ND	0.606	--		1
1,1-Dichloroethene	ND	0.200	--	ND	0.793	--		1

Project Name: BATCH CANISTER CERTIFICATION
Project Number: CANISTER QC BAT
Lab Number: L2336406
Report Date: 07/26/23

Air Canister Certification Results

Lab ID: L2336406-10
Client ID: CAN 3382 SHELF 58
Sample Location:

Date Collected: 06/26/23 09:00
Date Received: 06/26/23
Field Prep: Not Specified

Sample Depth:

Parameter	ppbV Results	ppbV RL	ppbV MDL	ug/m3 Results	ug/m3 RL	ug/m3 MDL	Qualifier	Dilution Factor
Volatile Organics in Air - Mansfield Lab								
Tertiary butyl Alcohol	ND	0.500	--	ND	1.52	--		1
Methylene chloride	ND	0.500	--	ND	1.74	--		1
3-Chloropropene	ND	0.200	--	ND	0.626	--		1
Carbon disulfide	ND	0.200	--	ND	0.623	--		1
Freon-113	ND	0.200	--	ND	1.53	--		1
trans-1,2-Dichloroethene	ND	0.200	--	ND	0.793	--		1
1,1-Dichloroethane	ND	0.200	--	ND	0.809	--		1
Methyl tert butyl ether	ND	0.200	--	ND	0.721	--		1
Vinyl acetate	ND	1.00	--	ND	3.52	--		1
Xylenes, total	ND	0.600	--	ND	0.869	--		1
2-Butanone	ND	0.500	--	ND	1.47	--		1
cis-1,2-Dichloroethene	ND	0.200	--	ND	0.793	--		1
Ethyl Acetate	ND	0.500	--	ND	1.80	--		1
Chloroform	ND	0.200	--	ND	0.977	--		1
Tetrahydrofuran	ND	0.500	--	ND	1.47	--		1
2,2-Dichloropropane	ND	0.200	--	ND	0.924	--		1
1,2-Dichloroethane	ND	0.200	--	ND	0.809	--		1
n-Hexane	ND	0.200	--	ND	0.705	--		1
Diisopropyl ether	ND	0.200	--	ND	0.836	--		1
tert-Butyl Ethyl Ether	ND	0.200	--	ND	0.836	--		1
1,2-Dichloroethene (total)	ND	1.00	--	ND	1.00	--		1
1,1,1-Trichloroethane	ND	0.200	--	ND	1.09	--		1
1,1-Dichloropropene	ND	0.200	--	ND	0.908	--		1
Benzene	ND	0.200	--	ND	0.639	--		1
Carbon tetrachloride	ND	0.200	--	ND	1.26	--		1
Cyclohexane	ND	0.200	--	ND	0.688	--		1
tert-Amyl Methyl Ether	ND	0.200	--	ND	0.836	--		1

Project Name: BATCH CANISTER CERTIFICATION
Project Number: CANISTER QC BAT
Lab Number: L2336406
Report Date: 07/26/23

Air Canister Certification Results

Lab ID: L2336406-10
Client ID: CAN 3382 SHELF 58
Sample Location:

Date Collected: 06/26/23 09:00
Date Received: 06/26/23
Field Prep: Not Specified

Sample Depth:

Parameter	ppbV Results	ppbV RL	ppbV MDL	ug/m3 Results	ug/m3 RL	ug/m3 MDL	Qualifier	Dilution Factor
Volatile Organics in Air - Mansfield Lab								
Dibromomethane	ND	0.200	--	ND	1.42	--		1
1,2-Dichloropropane	ND	0.200	--	ND	0.924	--		1
Bromodichloromethane	ND	0.200	--	ND	1.34	--		1
1,4-Dioxane	ND	0.200	--	ND	0.721	--		1
Trichloroethene	ND	0.200	--	ND	1.07	--		1
2,2,4-Trimethylpentane	ND	0.200	--	ND	0.934	--		1
Methyl Methacrylate	ND	0.500	--	ND	2.05	--		1
Heptane	ND	0.200	--	ND	0.820	--		1
cis-1,3-Dichloropropene	ND	0.200	--	ND	0.908	--		1
4-Methyl-2-pentanone	ND	0.500	--	ND	2.05	--		1
trans-1,3-Dichloropropene	ND	0.200	--	ND	0.908	--		1
1,1,2-Trichloroethane	ND	0.200	--	ND	1.09	--		1
Toluene	ND	0.200	--	ND	0.754	--		1
1,3-Dichloropropane	ND	0.200	--	ND	0.924	--		1
2-Hexanone	ND	0.200	--	ND	0.820	--		1
Dibromochloromethane	ND	0.200	--	ND	1.70	--		1
1,2-Dibromoethane	ND	0.200	--	ND	1.54	--		1
Butyl acetate	ND	0.500	--	ND	2.38	--		1
Octane	ND	0.200	--	ND	0.934	--		1
Tetrachloroethene	ND	0.200	--	ND	1.36	--		1
1,1,1,2-Tetrachloroethane	ND	0.200	--	ND	1.37	--		1
Chlorobenzene	ND	0.200	--	ND	0.921	--		1
Ethylbenzene	ND	0.200	--	ND	0.869	--		1
p/m-Xylene	ND	0.400	--	ND	1.74	--		1
Bromoform	ND	0.200	--	ND	2.07	--		1
Styrene	ND	0.200	--	ND	0.852	--		1
1,1,2,2-Tetrachloroethane	ND	0.200	--	ND	1.37	--		1

Project Name: BATCH CANISTER CERTIFICATION
Project Number: CANISTER QC BAT
Lab Number: L2336406
Report Date: 07/26/23

Air Canister Certification Results

Lab ID: L2336406-10
Client ID: CAN 3382 SHELF 58
Sample Location:

Date Collected: 06/26/23 09:00
Date Received: 06/26/23
Field Prep: Not Specified

Sample Depth:

Parameter	ppbV Results	ppbV RL	ppbV MDL	ug/m3 Results	ug/m3 RL	ug/m3 MDL	Qualifier	Dilution Factor
Volatile Organics in Air - Mansfield Lab								
o-Xylene	ND	0.200	--	ND	0.869	--		1
1,2,3-Trichloropropane	ND	0.200	--	ND	1.21	--		1
Nonane	ND	0.200	--	ND	1.05	--		1
Isopropylbenzene	ND	0.200	--	ND	0.983	--		1
Bromobenzene	ND	0.200	--	ND	0.793	--		1
2-Chlorotoluene	ND	0.200	--	ND	1.04	--		1
n-Propylbenzene	ND	0.200	--	ND	0.983	--		1
4-Chlorotoluene	ND	0.200	--	ND	1.04	--		1
4-Ethyltoluene	ND	0.200	--	ND	0.983	--		1
1,3,5-Trimethylbenzene	ND	0.200	--	ND	0.983	--		1
tert-Butylbenzene	ND	0.200	--	ND	1.10	--		1
1,2,4-Trimethylbenzene	ND	0.200	--	ND	0.983	--		1
Decane	ND	0.200	--	ND	1.16	--		1
Benzyl chloride	ND	0.200	--	ND	1.04	--		1
1,3-Dichlorobenzene	ND	0.200	--	ND	1.20	--		1
1,4-Dichlorobenzene	ND	0.200	--	ND	1.20	--		1
sec-Butylbenzene	ND	0.200	--	ND	1.10	--		1
p-Isopropyltoluene	ND	0.200	--	ND	1.10	--		1
1,2-Dichlorobenzene	ND	0.200	--	ND	1.20	--		1
n-Butylbenzene	ND	0.200	--	ND	1.10	--		1
1,2-Dibromo-3-chloropropane	ND	0.200	--	ND	1.93	--		1
Undecane	ND	0.200	--	ND	1.28	--		1
Dodecane	ND	0.200	--	ND	1.39	--		1
1,2,4-Trichlorobenzene	ND	0.200	--	ND	1.48	--		1
Naphthalene	ND	0.200	--	ND	1.05	--		1
1,2,3-Trichlorobenzene	ND	0.200	--	ND	1.48	--		1
Hexachlorobutadiene	ND	0.200	--	ND	2.13	--		1

Project Name: BATCH CANISTER CERTIFICATION
Project Number: CANISTER QC BAT
Lab Number: L2336406
Report Date: 07/26/23

Air Canister Certification Results

Lab ID: L2336406-10
Client ID: CAN 3382 SHELF 58
Sample Location:

Date Collected: 06/26/23 09:00
Date Received: 06/26/23
Field Prep: Not Specified

Sample Depth:

Parameter	ppbV Results	ppbV RL	ppbV MDL	ug/m3 Results	ug/m3 RL	ug/m3 MDL	Qualifier	Dilution Factor
Volatile Organics in Air - Mansfield Lab								

	Results	Qualifier	Units	RDL	Dilution Factor
Tentatively Identified Compounds					

No Tentatively Identified Compounds

Internal Standard	% Recovery	Qualifier	Acceptance Criteria
1,4-Difluorobenzene	95		60-140
Bromochloromethane	96		60-140
chlorobenzene-d5	95		60-140

Project Name: BATCH CANISTER CERTIFICATION
Project Number: CANISTER QC BAT
Lab Number: L2336406
Report Date: 07/26/23

Air Canister Certification Results

Lab ID: L2336406-10
Client ID: CAN 3382 SHELF 58
Sample Location:

Date Collected: 06/26/23 09:00
Date Received: 06/26/23
Field Prep: Not Specified

Sample Depth:
Matrix: Air
Anaytical Method: 48,TO-15-SIM
Analytical Date: 06/28/23 22:52
Analyst: JMB

	ppbV			ug/m3				
Parameter	**Results**	**RL**	**MDL**	**Results**	**RL**	**MDL**	**Qualifier**	**Dilution Factor**
Volatile Organics in Air by SIM - Mansfield Lab								
Dichlorodifluoromethane	ND	0.200	--	ND	0.989	--		1
Chloromethane	ND	0.200	--	ND	0.413	--		1
Freon-114	ND	0.050	--	ND	0.349	--		1
Vinyl chloride	ND	0.020	--	ND	0.051	--		1
1,3-Butadiene	ND	0.020	--	ND	0.044	--		1
Bromomethane	ND	0.020	--	ND	0.078	--		1
Chloroethane	ND	0.100	--	ND	0.264	--		1
Acrolein	ND	0.050	--	ND	0.115	--		1
Acetone	ND	1.00	--	ND	2.38	--		1
Trichlorofluoromethane	ND	0.050	--	ND	0.281	--		1
Acrylonitrile	ND	0.500	--	ND	1.09	--		1
1,1-Dichloroethene	ND	0.020	--	ND	0.079	--		1
Methylene chloride	ND	0.500	--	ND	1.74	--		1
Freon-113	ND	0.050	--	ND	0.383	--		1
trans-1,2-Dichloroethene	ND	0.020	--	ND	0.079	--		1
1,1-Dichloroethane	ND	0.020	--	ND	0.081	--		1
Methyl tert butyl ether	ND	0.200	--	ND	0.721	--		1
2-Butanone	ND	0.500	--	ND	1.47	--		1
cis-1,2-Dichloroethene	ND	0.020	--	ND	0.079	--		1
Chloroform	ND	0.020	--	ND	0.098	--		1
1,2-Dichloroethane	ND	0.020	--	ND	0.081	--		1
1,1,1-Trichloroethane	ND	0.020	--	ND	0.109	--		1
Benzene	ND	0.100	--	ND	0.319	--		1
Carbon tetrachloride	ND	0.020	--	ND	0.126	--		1

Project Name: BATCH CANISTER CERTIFICATION
Project Number: CANISTER QC BAT
Lab Number: L2336406
Report Date: 07/26/23

Air Canister Certification Results

Lab ID: L2336406-10
Client ID: CAN 3382 SHELF 58
Sample Location:

Date Collected: 06/26/23 09:00
Date Received: 06/26/23
Field Prep: Not Specified

Sample Depth:

Parameter	ppbV Results	ppbV RL	ppbV MDL	ug/m3 Results	ug/m3 RL	ug/m3 MDL	Qualifier	Dilution Factor
Volatile Organics in Air by SIM - Mansfield Lab								
1,2-Dichloropropane	ND	0.020	--	ND	0.092	--		1
Bromodichloromethane	ND	0.020	--	ND	0.134	--		1
1,4-Dioxane	ND	0.100	--	ND	0.360	--		1
Trichloroethene	ND	0.020	--	ND	0.107	--		1
cis-1,3-Dichloropropene	ND	0.020	--	ND	0.091	--		1
4-Methyl-2-pentanone	ND	0.500	--	ND	2.05	--		1
trans-1,3-Dichloropropene	ND	0.020	--	ND	0.091	--		1
1,1,2-Trichloroethane	ND	0.020	--	ND	0.109	--		1
Toluene	ND	0.100	--	ND	0.377	--		1
Dibromochloromethane	ND	0.020	--	ND	0.170	--		1
1,2-Dibromoethane	ND	0.020	--	ND	0.154	--		1
Tetrachloroethene	ND	0.020	--	ND	0.136	--		1
1,1,1,2-Tetrachloroethane	ND	0.020	--	ND	0.137	--		1
Chlorobenzene	ND	0.100	--	ND	0.461	--		1
Ethylbenzene	ND	0.020	--	ND	0.087	--		1
p/m-Xylene	ND	0.040	--	ND	0.174	--		1
Bromoform	ND	0.020	--	ND	0.207	--		1
Styrene	ND	0.020	--	ND	0.085	--		1
1,1,2,2-Tetrachloroethane	ND	0.020	--	ND	0.137	--		1
o-Xylene	ND	0.020	--	ND	0.087	--		1
Isopropylbenzene	ND	0.200	--	ND	0.983	--		1
4-Ethyltoluene	ND	0.020	--	ND	0.098	--		1
1,3,5-Trimethybenzene	ND	0.020	--	ND	0.098	--		1
1,2,4-Trimethylbenzene	ND	0.020	--	ND	0.098	--		1
Benzyl chloride	ND	0.100	--	ND	0.518	--		1
1,3-Dichlorobenzene	ND	0.020	--	ND	0.120	--		1
1,4-Dichlorobenzene	ND	0.020	--	ND	0.120	--		1

Project Name: BATCH CANISTER CERTIFICATION
Project Number: CANISTER QC BAT
Lab Number: L2336406
Report Date: 07/26/23

Air Canister Certification Results

Lab ID: L2336406-10
Client ID: CAN 3382 SHELF 58
Sample Location:

Date Collected: 06/26/23 09:00
Date Received: 06/26/23
Field Prep: Not Specified

Sample Depth:

Parameter	ppbV Results	ppbV RL	ppbV MDL	ug/m3 Results	ug/m3 RL	ug/m3 MDL	Qualifier	Dilution Factor
Volatile Organics in Air by SIM - Mansfield Lab								
sec-Butylbenzene	ND	0.200	--	ND	1.10	--		1
p-Isopropyltoluene	ND	0.200	--	ND	1.10	--		1
1,2-Dichlorobenzene	ND	0.020	--	ND	0.120	--		1
n-Butylbenzene	ND	0.200	--	ND	1.10	--		1
1,2,4-Trichlorobenzene	ND	0.050	--	ND	0.371	--		1
Naphthalene	ND	0.050	--	ND	0.262	--		1
1,2,3-Trichlorobenzene	ND	0.050	--	ND	0.371	--		1
Hexachlorobutadiene	ND	0.050	--	ND	0.533	--		1

Internal Standard	% Recovery	Qualifier	Acceptance Criteria
1,4-difluorobenzene	94		60-140
bromochloromethane	96		60-140
chlorobenzene-d5	96		60-140

Project Name: BATCH CANISTER CERTIFICATION
Project Number: CANISTER QC BAT
Lab Number: L2337210
Report Date: 07/26/23

Air Canister Certification Results

Lab ID: L2337210-04
Client ID: CAN 3981 SHELF 22
Sample Location:

Date Collected: 06/29/23 10:00
Date Received: 06/29/23
Field Prep: Not Specified

Sample Depth:
Matrix: Air
Anaytical Method: 48,TO-15
Analytical Date: 07/03/23 23:55
Analyst: RAY

	ppbV			ug/m3				
Parameter	**Results**	**RL**	**MDL**	**Results**	**RL**	**MDL**	**Qualifier**	**Dilution Factor**
Volatile Organics in Air - Mansfield Lab								
Chlorodifluoromethane	ND	0.200	--	ND	0.707	--		1
Propylene	ND	0.500	--	ND	0.861	--		1
Propane	ND	0.500	--	ND	0.902	--		1
Dichlorodifluoromethane	ND	0.200	--	ND	0.989	--		1
Chloromethane	ND	0.200	--	ND	0.413	--		1
Freon-114	ND	0.200	--	ND	1.40	--		1
Methanol	ND	5.00	--	ND	6.55	--		1
Vinyl chloride	ND	0.200	--	ND	0.511	--		1
1,3-Butadiene	ND	0.200	--	ND	0.442	--		1
Butane	ND	0.200	--	ND	0.475	--		1
Bromomethane	ND	0.200	--	ND	0.777	--		1
Chloroethane	ND	0.200	--	ND	0.528	--		1
Ethanol	ND	5.00	--	ND	9.42	--		1
Dichlorofluoromethane	ND	0.200	--	ND	0.842	--		1
Vinyl bromide	ND	0.200	--	ND	0.874	--		1
Acrolein	ND	0.500	--	ND	1.15	--		1
Acetone	ND	1.00	--	ND	2.38	--		1
Acetonitrile	ND	0.200	--	ND	0.336	--		1
Trichlorofluoromethane	ND	0.200	--	ND	1.12	--		1
Isopropanol	ND	0.500	--	ND	1.23	--		1
Acrylonitrile	ND	0.500	--	ND	1.09	--		1
Pentane	ND	0.200	--	ND	0.590	--		1
Ethyl ether	ND	0.200	--	ND	0.606	--		1
1,1-Dichloroethene	ND	0.200	--	ND	0.793	--		1

Project Name: BATCH CANISTER CERTIFICATION
Project Number: CANISTER QC BAT
Lab Number: L2337210
Report Date: 07/26/23

Air Canister Certification Results

Lab ID: L2337210-04
Client ID: CAN 3981 SHELF 22
Sample Location:

Date Collected: 06/29/23 10:00
Date Received: 06/29/23
Field Prep: Not Specified

Sample Depth:

Parameter	ppbV Results	ppbV RL	ppbV MDL	ug/m3 Results	ug/m3 RL	ug/m3 MDL	Qualifier	Dilution Factor
Volatile Organics in Air - Mansfield Lab								
Tertiary butyl Alcohol	ND	0.500	--	ND	1.52	--		1
Methylene chloride	ND	0.500	--	ND	1.74	--		1
3-Chloropropene	ND	0.200	--	ND	0.626	--		1
Carbon disulfide	ND	0.200	--	ND	0.623	--		1
Freon-113	ND	0.200	--	ND	1.53	--		1
trans-1,2-Dichloroethene	ND	0.200	--	ND	0.793	--		1
1,1-Dichloroethane	ND	0.200	--	ND	0.809	--		1
Methyl tert butyl ether	ND	0.200	--	ND	0.721	--		1
Vinyl acetate	ND	1.00	--	ND	3.52	--		1
2-Butanone	ND	0.500	--	ND	1.47	--		1
Xylenes, total	ND	0.600	--	ND	0.869	--		1
cis-1,2-Dichloroethene	ND	0.200	--	ND	0.793	--		1
Ethyl Acetate	ND	0.500	--	ND	1.80	--		1
Chloroform	ND	0.200	--	ND	0.977	--		1
Tetrahydrofuran	ND	0.500	--	ND	1.47	--		1
2,2-Dichloropropane	ND	0.200	--	ND	0.924	--		1
1,2-Dichloroethane	ND	0.200	--	ND	0.809	--		1
n-Hexane	ND	0.200	--	ND	0.705	--		1
Diisopropyl ether	ND	0.200	--	ND	0.836	--		1
tert-Butyl Ethyl Ether	ND	0.200	--	ND	0.836	--		1
1,2-Dichloroethene (total)	ND	1.00	--	ND	1.00	--		1
1,1,1-Trichloroethane	ND	0.200	--	ND	1.09	--		1
1,1-Dichloropropene	ND	0.200	--	ND	0.908	--		1
Benzene	ND	0.200	--	ND	0.639	--		1
Carbon tetrachloride	ND	0.200	--	ND	1.26	--		1
Cyclohexane	ND	0.200	--	ND	0.688	--		1
tert-Amyl Methyl Ether	ND	0.200	--	ND	0.836	--		1

Project Name: BATCH CANISTER CERTIFICATION
Project Number: CANISTER QC BAT
Lab Number: L2337210
Report Date: 07/26/23

Air Canister Certification Results

Lab ID: L2337210-04
Client ID: CAN 3981 SHELF 22
Sample Location:

Date Collected: 06/29/23 10:00
Date Received: 06/29/23
Field Prep: Not Specified

Sample Depth:

Parameter	ppbV Results	ppbV RL	ppbV MDL	ug/m3 Results	ug/m3 RL	ug/m3 MDL	Qualifier	Dilution Factor
Volatile Organics in Air - Mansfield Lab								
Dibromomethane	ND	0.200	--	ND	1.42	--		1
1,2-Dichloropropane	ND	0.200	--	ND	0.924	--		1
Bromodichloromethane	ND	0.200	--	ND	1.34	--		1
1,4-Dioxane	ND	0.200	--	ND	0.721	--		1
Trichloroethene	ND	0.200	--	ND	1.07	--		1
2,2,4-Trimethylpentane	ND	0.200	--	ND	0.934	--		1
Methyl Methacrylate	ND	0.500	--	ND	2.05	--		1
Heptane	ND	0.200	--	ND	0.820	--		1
cis-1,3-Dichloropropene	ND	0.200	--	ND	0.908	--		1
4-Methyl-2-pentanone	ND	0.500	--	ND	2.05	--		1
trans-1,3-Dichloropropene	ND	0.200	--	ND	0.908	--		1
1,1,2-Trichloroethane	ND	0.200	--	ND	1.09	--		1
Toluene	ND	0.200	--	ND	0.754	--		1
1,3-Dichloropropane	ND	0.200	--	ND	0.924	--		1
2-Hexanone	ND	0.200	--	ND	0.820	--		1
Dibromochloromethane	ND	0.200	--	ND	1.70	--		1
1,2-Dibromoethane	ND	0.200	--	ND	1.54	--		1
Butyl acetate	ND	0.500	--	ND	2.38	--		1
Octane	ND	0.200	--	ND	0.934	--		1
Tetrachloroethene	ND	0.200	--	ND	1.36	--		1
1,1,1,2-Tetrachloroethane	ND	0.200	--	ND	1.37	--		1
Chlorobenzene	ND	0.200	--	ND	0.921	--		1
Ethylbenzene	ND	0.200	--	ND	0.869	--		1
p/m-Xylene	ND	0.400	--	ND	1.74	--		1
Bromoform	ND	0.200	--	ND	2.07	--		1
Styrene	ND	0.200	--	ND	0.852	--		1
1,1,2,2-Tetrachloroethane	ND	0.200	--	ND	1.37	--		1

Project Name: BATCH CANISTER CERTIFICATION
Project Number: CANISTER QC BAT
Lab Number: L2337210
Report Date: 07/26/23

Air Canister Certification Results

Lab ID: L2337210-04
Client ID: CAN 3981 SHELF 22
Sample Location:

Date Collected: 06/29/23 10:00
Date Received: 06/29/23
Field Prep: Not Specified

Sample Depth:

Parameter	ppbV Results	ppbV RL	ppbV MDL	ug/m3 Results	ug/m3 RL	ug/m3 MDL	Qualifier	Dilution Factor
Volatile Organics in Air - Mansfield Lab								
o-Xylene	ND	0.200	--	ND	0.869	--		1
1,2,3-Trichloropropane	ND	0.200	--	ND	1.21	--		1
Nonane	ND	0.200	--	ND	1.05	--		1
Isopropylbenzene	ND	0.200	--	ND	0.983	--		1
Bromobenzene	ND	0.200	--	ND	0.793	--		1
2-Chlorotoluene	ND	0.200	--	ND	1.04	--		1
n-Propylbenzene	ND	0.200	--	ND	0.983	--		1
4-Chlorotoluene	ND	0.200	--	ND	1.04	--		1
4-Ethyltoluene	ND	0.200	--	ND	0.983	--		1
1,3,5-Trimethylbenzene	ND	0.200	--	ND	0.983	--		1
tert-Butylbenzene	ND	0.200	--	ND	1.10	--		1
1,2,4-Trimethylbenzene	ND	0.200	--	ND	0.983	--		1
Decane	ND	0.200	--	ND	1.16	--		1
Benzyl chloride	ND	0.200	--	ND	1.04	--		1
1,3-Dichlorobenzene	ND	0.200	--	ND	1.20	--		1
1,4-Dichlorobenzene	ND	0.200	--	ND	1.20	--		1
sec-Butylbenzene	ND	0.200	--	ND	1.10	--		1
p-Isopropyltoluene	ND	0.200	--	ND	1.10	--		1
1,2-Dichlorobenzene	ND	0.200	--	ND	1.20	--		1
n-Butylbenzene	ND	0.200	--	ND	1.10	--		1
1,2-Dibromo-3-chloropropane	ND	0.200	--	ND	1.93	--		1
Undecane	ND	0.200	--	ND	1.28	--		1
Dodecane	ND	0.200	--	ND	1.39	--		1
1,2,4-Trichlorobenzene	ND	0.200	--	ND	1.48	--		1
Naphthalene	ND	0.200	--	ND	1.05	--		1
1,2,3-Trichlorobenzene	ND	0.200	--	ND	1.48	--		1
Hexachlorobutadiene	ND	0.200	--	ND	2.13	--		1

Project Name: BATCH CANISTER CERTIFICATION
Project Number: CANISTER QC BAT
Lab Number: L2337210
Report Date: 07/26/23

Air Canister Certification Results

Lab ID: L2337210-04
Client ID: CAN 3981 SHELF 22
Sample Location:

Date Collected: 06/29/23 10:00
Date Received: 06/29/23
Field Prep: Not Specified

Sample Depth:

Parameter	ppbV Results	ppbV RL	ppbV MDL	ug/m3 Results	ug/m3 RL	ug/m3 MDL	Qualifier	Dilution Factor
Volatile Organics in Air - Mansfield Lab								

	Results	Qualifier	Units	RDL	Dilution Factor
Tentatively Identified Compounds					

No Tentatively Identified Compounds

Internal Standard	% Recovery	Qualifier	Acceptance Criteria
1,4-Difluorobenzene	96		60-140
Bromochloromethane	96		60-140
chlorobenzene-d5	97		60-140

Project Name: BATCH CANISTER CERTIFICATION
Project Number: CANISTER QC BAT
Lab Number: L2337210
Report Date: 07/26/23

Air Canister Certification Results

Lab ID: L2337210-04
Client ID: CAN 3981 SHELF 22
Sample Location:

Date Collected: 06/29/23 10:00
Date Received: 06/29/23
Field Prep: Not Specified

Sample Depth:
Matrix: Air
Anaytical Method: 48,TO-15-SIM
Analytical Date: 07/03/23 23:55
Analyst: RAY

	ppbV			ug/m3				
Parameter	**Results**	**RL**	**MDL**	**Results**	**RL**	**MDL**	**Qualifier**	**Dilution Factor**
Volatile Organics in Air by SIM - Mansfield Lab								
Dichlorodifluoromethane	ND	0.200	--	ND	0.989	--		1
Chloromethane	ND	0.200	--	ND	0.413	--		1
Freon-114	ND	0.050	--	ND	0.349	--		1
Vinyl chloride	ND	0.020	--	ND	0.051	--		1
1,3-Butadiene	ND	0.020	--	ND	0.044	--		1
Bromomethane	ND	0.020	--	ND	0.078	--		1
Chloroethane	ND	0.100	--	ND	0.264	--		1
Acrolein	ND	0.050	--	ND	0.115	--		1
Acetone	ND	1.00	--	ND	2.38	--		1
Trichlorofluoromethane	ND	0.050	--	ND	0.281	--		1
Acrylonitrile	ND	0.500	--	ND	1.09	--		1
1,1-Dichloroethene	ND	0.020	--	ND	0.079	--		1
Methylene chloride	ND	0.500	--	ND	1.74	--		1
Freon-113	ND	0.050	--	ND	0.383	--		1
trans-1,2-Dichloroethene	ND	0.020	--	ND	0.079	--		1
1,1-Dichloroethane	ND	0.020	--	ND	0.081	--		1
Methyl tert butyl ether	ND	0.200	--	ND	0.721	--		1
2-Butanone	ND	0.500	--	ND	1.47	--		1
cis-1,2-Dichloroethene	ND	0.020	--	ND	0.079	--		1
Chloroform	ND	0.020	--	ND	0.098	--		1
1,2-Dichloroethane	ND	0.020	--	ND	0.081	--		1
1,1,1-Trichloroethane	ND	0.020	--	ND	0.109	--		1
Benzene	ND	0.100	--	ND	0.319	--		1
Carbon tetrachloride	ND	0.020	--	ND	0.126	--		1

Project Name: BATCH CANISTER CERTIFICATION
Project Number: CANISTER QC BAT
Lab Number: L2337210
Report Date: 07/26/23

Air Canister Certification Results

Lab ID: L2337210-04
Client ID: CAN 3981 SHELF 22
Sample Location:

Date Collected: 06/29/23 10:00
Date Received: 06/29/23
Field Prep: Not Specified

Sample Depth:

Parameter	ppbV Results	ppbV RL	ppbV MDL	ug/m3 Results	ug/m3 RL	ug/m3 MDL	Qualifier	Dilution Factor
Volatile Organics in Air by SIM - Mansfield Lab								
1,2-Dichloropropane	ND	0.020	--	ND	0.092	--		1
Bromodichloromethane	ND	0.020	--	ND	0.134	--		1
1,4-Dioxane	ND	0.100	--	ND	0.360	--		1
Trichloroethene	ND	0.020	--	ND	0.107	--		1
cis-1,3-Dichloropropene	ND	0.020	--	ND	0.091	--		1
4-Methyl-2-pentanone	ND	0.500	--	ND	2.05	--		1
trans-1,3-Dichloropropene	ND	0.020	--	ND	0.091	--		1
1,1,2-Trichloroethane	ND	0.020	--	ND	0.109	--		1
Toluene	ND	0.100	--	ND	0.377	--		1
Dibromochloromethane	ND	0.020	--	ND	0.170	--		1
1,2-Dibromoethane	ND	0.020	--	ND	0.154	--		1
Tetrachloroethene	ND	0.020	--	ND	0.136	--		1
1,1,1,2-Tetrachloroethane	ND	0.020	--	ND	0.137	--		1
Chlorobenzene	ND	0.100	--	ND	0.461	--		1
Ethylbenzene	ND	0.020	--	ND	0.087	--		1
p/m-Xylene	ND	0.040	--	ND	0.174	--		1
Bromoform	ND	0.020	--	ND	0.207	--		1
Styrene	ND	0.020	--	ND	0.085	--		1
1,1,2,2-Tetrachloroethane	ND	0.020	--	ND	0.137	--		1
o-Xylene	ND	0.020	--	ND	0.087	--		1
Isopropylbenzene	ND	0.200	--	ND	0.983	--		1
4-Ethyltoluene	ND	0.020	--	ND	0.098	--		1
1,3,5-Trimethybenzene	ND	0.020	--	ND	0.098	--		1
1,2,4-Trimethylbenzene	ND	0.020	--	ND	0.098	--		1
Benzyl chloride	ND	0.100	--	ND	0.518	--		1
1,3-Dichlorobenzene	ND	0.020	--	ND	0.120	--		1
1,4-Dichlorobenzene	ND	0.020	--	ND	0.120	--		1

Project Name: BATCH CANISTER CERTIFICATION **Lab Number:** L2337210

Project Number: CANISTER QC BAT **Report Date:** 07/26/23

Air Canister Certification Results

Lab ID: L2337210-04
Client ID: CAN 3981 SHELF 22
Sample Location:

Date Collected: 06/29/23 10:00
Date Received: 06/29/23
Field Prep: Not Specified

Sample Depth:

Parameter	ppbV Results	ppbV RL	ppbV MDL	ug/m3 Results	ug/m3 RL	ug/m3 MDL	Qualifier	Dilution Factor
Volatile Organics in Air by SIM - Mansfield Lab								
sec-Butylbenzene	ND	0.200	--	ND	1.10	--		1
p-Isopropyltoluene	ND	0.200	--	ND	1.10	--		1
1,2-Dichlorobenzene	ND	0.020	--	ND	0.120	--		1
n-Butylbenzene	ND	0.200	--	ND	1.10	--		1
1,2,4-Trichlorobenzene	ND	0.050	--	ND	0.371	--		1
Naphthalene	ND	0.050	--	ND	0.262	--		1
1,2,3-Trichlorobenzene	ND	0.050	--	ND	0.371	--		1
Hexachlorobutadiene	ND	0.050	--	ND	0.533	--		1

Internal Standard	% Recovery	Qualifier	Acceptance Criteria
1,4-difluorobenzene	98		60-140
bromochloromethane	98		60-140
chlorobenzene-d5	98		60-140

Project Name: BATCH CANISTER CERTIFICATION
Project Number: CANISTER QC BAT
Lab Number: L2337551
Report Date: 07/26/23

Air Canister Certification Results

Lab ID: L2337551-05
Client ID: CAN 3984 SHELF 11
Sample Location:

Date Collected: 06/29/23 12:00
Date Received: 06/30/23
Field Prep: Not Specified

Sample Depth:
Matrix: Air
Anaytical Method: 48,TO-15
Analytical Date: 07/05/23 20:24
Analyst: RAY

	ppbV			ug/m3				
Parameter	**Results**	**RL**	**MDL**	**Results**	**RL**	**MDL**	**Qualifier**	**Dilution Factor**
Volatile Organics in Air - Mansfield Lab								
Chlorodifluoromethane	ND	0.200	--	ND	0.707	--		1
Propylene	ND	0.500	--	ND	0.861	--		1
Propane	ND	0.500	--	ND	0.902	--		1
Dichlorodifluoromethane	ND	0.200	--	ND	0.989	--		1
Chloromethane	ND	0.200	--	ND	0.413	--		1
Freon-114	ND	0.200	--	ND	1.40	--		1
Methanol	ND	5.00	--	ND	6.55	--		1
Vinyl chloride	ND	0.200	--	ND	0.511	--		1
1,3-Butadiene	ND	0.200	--	ND	0.442	--		1
Butane	ND	0.200	--	ND	0.475	--		1
Bromomethane	ND	0.200	--	ND	0.777	--		1
Chloroethane	ND	0.200	--	ND	0.528	--		1
Ethanol	ND	5.00	--	ND	9.42	--		1
Dichlorofluoromethane	ND	0.200	--	ND	0.842	--		1
Vinyl bromide	ND	0.200	--	ND	0.874	--		1
Acrolein	ND	0.500	--	ND	1.15	--		1
Acetone	ND	1.00	--	ND	2.38	--		1
Acetonitrile	ND	0.200	--	ND	0.336	--		1
Trichlorofluoromethane	ND	0.200	--	ND	1.12	--		1
Isopropanol	ND	0.500	--	ND	1.23	--		1
Acrylonitrile	ND	0.500	--	ND	1.09	--		1
Pentane	ND	0.200	--	ND	0.590	--		1
Ethyl ether	ND	0.200	--	ND	0.606	--		1
1,1-Dichloroethene	ND	0.200	--	ND	0.793	--		1

Project Name: BATCH CANISTER CERTIFICATION
Project Number: CANISTER QC BAT
Lab Number: L2337551
Report Date: 07/26/23

Air Canister Certification Results

Lab ID: L2337551-05
Client ID: CAN 3984 SHELF 11
Sample Location:

Date Collected: 06/29/23 12:00
Date Received: 06/30/23
Field Prep: Not Specified

Sample Depth:

Parameter	ppbV Results	ppbV RL	ppbV MDL	ug/m3 Results	ug/m3 RL	ug/m3 MDL	Qualifier	Dilution Factor
Volatile Organics in Air - Mansfield Lab								
Tertiary butyl Alcohol	ND	0.500	--	ND	1.52	--		1
Methylene chloride	ND	0.500	--	ND	1.74	--		1
3-Chloropropene	ND	0.200	--	ND	0.626	--		1
Carbon disulfide	ND	0.200	--	ND	0.623	--		1
Freon-113	ND	0.200	--	ND	1.53	--		1
trans-1,2-Dichloroethene	ND	0.200	--	ND	0.793	--		1
1,1-Dichloroethane	ND	0.200	--	ND	0.809	--		1
Methyl tert butyl ether	ND	0.200	--	ND	0.721	--		1
Vinyl acetate	ND	1.00	--	ND	3.52	--		1
2-Butanone	ND	0.500	--	ND	1.47	--		1
Xylenes, total	ND	0.600	--	ND	0.869	--		1
cis-1,2-Dichloroethene	ND	0.200	--	ND	0.793	--		1
Ethyl Acetate	ND	0.500	--	ND	1.80	--		1
Chloroform	ND	0.200	--	ND	0.977	--		1
Tetrahydrofuran	ND	0.500	--	ND	1.47	--		1
2,2-Dichloropropane	ND	0.200	--	ND	0.924	--		1
1,2-Dichloroethane	ND	0.200	--	ND	0.809	--		1
n-Hexane	ND	0.200	--	ND	0.705	--		1
Diisopropyl ether	ND	0.200	--	ND	0.836	--		1
tert-Butyl Ethyl Ether	ND	0.200	--	ND	0.836	--		1
1,2-Dichloroethene (total)	ND	1.00	--	ND	1.00	--		1
1,1,1-Trichloroethane	ND	0.200	--	ND	1.09	--		1
1,1-Dichloropropene	ND	0.200	--	ND	0.908	--		1
Benzene	ND	0.200	--	ND	0.639	--		1
Carbon tetrachloride	ND	0.200	--	ND	1.26	--		1
Cyclohexane	ND	0.200	--	ND	0.688	--		1
tert-Amyl Methyl Ether	ND	0.200	--	ND	0.836	--		1

Project Name: BATCH CANISTER CERTIFICATION
Project Number: CANISTER QC BAT
Lab Number: L2337551
Report Date: 07/26/23

Air Canister Certification Results

Lab ID: L2337551-05
Client ID: CAN 3984 SHELF 11
Sample Location:

Date Collected: 06/29/23 12:00
Date Received: 06/30/23
Field Prep: Not Specified

Sample Depth:

Parameter	ppbV Results	ppbV RL	ppbV MDL	ug/m3 Results	ug/m3 RL	ug/m3 MDL	Qualifier	Dilution Factor
Volatile Organics in Air - Mansfield Lab								
Dibromomethane	ND	0.200	--	ND	1.42	--		1
1,2-Dichloropropane	ND	0.200	--	ND	0.924	--		1
Bromodichloromethane	ND	0.200	--	ND	1.34	--		1
1,4-Dioxane	ND	0.200	--	ND	0.721	--		1
Trichloroethene	ND	0.200	--	ND	1.07	--		1
2,2,4-Trimethylpentane	ND	0.200	--	ND	0.934	--		1
Methyl Methacrylate	ND	0.500	--	ND	2.05	--		1
Heptane	ND	0.200	--	ND	0.820	--		1
cis-1,3-Dichloropropene	ND	0.200	--	ND	0.908	--		1
4-Methyl-2-pentanone	ND	0.500	--	ND	2.05	--		1
trans-1,3-Dichloropropene	ND	0.200	--	ND	0.908	--		1
1,1,2-Trichloroethane	ND	0.200	--	ND	1.09	--		1
Toluene	ND	0.200	--	ND	0.754	--		1
1,3-Dichloropropane	ND	0.200	--	ND	0.924	--		1
2-Hexanone	ND	0.200	--	ND	0.820	--		1
Dibromochloromethane	ND	0.200	--	ND	1.70	--		1
1,2-Dibromoethane	ND	0.200	--	ND	1.54	--		1
Butyl acetate	ND	0.500	--	ND	2.38	--		1
Octane	ND	0.200	--	ND	0.934	--		1
Tetrachloroethene	ND	0.200	--	ND	1.36	--		1
1,1,1,2-Tetrachloroethane	ND	0.200	--	ND	1.37	--		1
Chlorobenzene	ND	0.200	--	ND	0.921	--		1
Ethylbenzene	ND	0.200	--	ND	0.869	--		1
p/m-Xylene	ND	0.400	--	ND	1.74	--		1
Bromoform	ND	0.200	--	ND	2.07	--		1
Styrene	ND	0.200	--	ND	0.852	--		1
1,1,2,2-Tetrachloroethane	ND	0.200	--	ND	1.37	--		1

Project Name: BATCH CANISTER CERTIFICATION
Project Number: CANISTER QC BAT
Lab Number: L2337551
Report Date: 07/26/23

Air Canister Certification Results

Lab ID: L2337551-05
Client ID: CAN 3984 SHELF 11
Sample Location:

Date Collected: 06/29/23 12:00
Date Received: 06/30/23
Field Prep: Not Specified

Sample Depth:

Parameter	ppbV Results	ppbV RL	ppbV MDL	ug/m3 Results	ug/m3 RL	ug/m3 MDL	Qualifier	Dilution Factor
Volatile Organics in Air - Mansfield Lab								
o-Xylene	ND	0.200	--	ND	0.869	--		1
1,2,3-Trichloropropane	ND	0.200	--	ND	1.21	--		1
Nonane	ND	0.200	--	ND	1.05	--		1
Isopropylbenzene	ND	0.200	--	ND	0.983	--		1
Bromobenzene	ND	0.200	--	ND	0.793	--		1
2-Chlorotoluene	ND	0.200	--	ND	1.04	--		1
n-Propylbenzene	ND	0.200	--	ND	0.983	--		1
4-Chlorotoluene	ND	0.200	--	ND	1.04	--		1
4-Ethyltoluene	ND	0.200	--	ND	0.983	--		1
1,3,5-Trimethylbenzene	ND	0.200	--	ND	0.983	--		1
tert-Butylbenzene	ND	0.200	--	ND	1.10	--		1
1,2,4-Trimethylbenzene	ND	0.200	--	ND	0.983	--		1
Decane	ND	0.200	--	ND	1.16	--		1
Benzyl chloride	ND	0.200	--	ND	1.04	--		1
1,3-Dichlorobenzene	ND	0.200	--	ND	1.20	--		1
1,4-Dichlorobenzene	ND	0.200	--	ND	1.20	--		1
sec-Butylbenzene	ND	0.200	--	ND	1.10	--		1
p-Isopropyltoluene	ND	0.200	--	ND	1.10	--		1
1,2-Dichlorobenzene	ND	0.200	--	ND	1.20	--		1
n-Butylbenzene	ND	0.200	--	ND	1.10	--		1
1,2-Dibromo-3-chloropropane	ND	0.200	--	ND	1.93	--		1
Undecane	ND	0.200	--	ND	1.28	--		1
Dodecane	ND	0.200	--	ND	1.39	--		1
1,2,4-Trichlorobenzene	ND	0.200	--	ND	1.48	--		1
Naphthalene	ND	0.200	--	ND	1.05	--		1
1,2,3-Trichlorobenzene	ND	0.200	--	ND	1.48	--		1
Hexachlorobutadiene	ND	0.200	--	ND	2.13	--		1

Project Name: BATCH CANISTER CERTIFICATION
Project Number: CANISTER QC BAT
Lab Number: L2337551
Report Date: 07/26/23

Air Canister Certification Results

Lab ID: L2337551-05
Client ID: CAN 3984 SHELF 11
Sample Location:

Date Collected: 06/29/23 12:00
Date Received: 06/30/23
Field Prep: Not Specified

Sample Depth:

Parameter	ppbV Results	ppbV RL	ppbV MDL	ug/m3 Results	ug/m3 RL	ug/m3 MDL	Qualifier	Dilution Factor
Volatile Organics in Air - Mansfield Lab								

	Results	Qualifier	Units	RDL	Dilution Factor
Tentatively Identified Compounds					

No Tentatively Identified Compounds

Internal Standard	% Recovery	Qualifier	Acceptance Criteria
1,4-Difluorobenzene	92		60-140
Bromochloromethane	96		60-140
chlorobenzene-d5	94		60-140

Project Name: BATCH CANISTER CERTIFICATION
Project Number: CANISTER QC BAT
Lab Number: L2337551
Report Date: 07/26/23

Air Canister Certification Results

Lab ID: L2337551-05
Client ID: CAN 3984 SHELF 11
Sample Location:

Date Collected: 06/29/23 12:00
Date Received: 06/30/23
Field Prep: Not Specified

Sample Depth:
Matrix: Air
Anaytical Method: 48,TO-15-SIM
Analytical Date: 07/05/23 20:24
Analyst: RAY

	ppbV			ug/m3				
Parameter	**Results**	**RL**	**MDL**	**Results**	**RL**	**MDL**	**Qualifier**	**Dilution Factor**
Volatile Organics in Air by SIM - Mansfield Lab								
Dichlorodifluoromethane	ND	0.200	--	ND	0.989	--		1
Chloromethane	ND	0.200	--	ND	0.413	--		1
Freon-114	ND	0.050	--	ND	0.349	--		1
Vinyl chloride	ND	0.020	--	ND	0.051	--		1
1,3-Butadiene	ND	0.020	--	ND	0.044	--		1
Bromomethane	ND	0.020	--	ND	0.078	--		1
Chloroethane	ND	0.100	--	ND	0.264	--		1
Acrolein	ND	0.050	--	ND	0.115	--		1
Acetone	ND	1.00	--	ND	2.38	--		1
Trichlorofluoromethane	ND	0.050	--	ND	0.281	--		1
Acrylonitrile	ND	0.500	--	ND	1.09	--		1
1,1-Dichloroethene	ND	0.020	--	ND	0.079	--		1
Methylene chloride	ND	0.500	--	ND	1.74	--		1
Freon-113	ND	0.050	--	ND	0.383	--		1
trans-1,2-Dichloroethene	ND	0.020	--	ND	0.079	--		1
1,1-Dichloroethane	ND	0.020	--	ND	0.081	--		1
Methyl tert butyl ether	ND	0.200	--	ND	0.721	--		1
2-Butanone	ND	0.500	--	ND	1.47	--		1
cis-1,2-Dichloroethene	ND	0.020	--	ND	0.079	--		1
Chloroform	ND	0.020	--	ND	0.098	--		1
1,2-Dichloroethane	ND	0.020	--	ND	0.081	--		1
1,1,1-Trichloroethane	ND	0.020	--	ND	0.109	--		1
Benzene	ND	0.100	--	ND	0.319	--		1
Carbon tetrachloride	ND	0.020	--	ND	0.126	--		1

Project Name: BATCH CANISTER CERTIFICATION
Project Number: CANISTER QC BAT
Lab Number: L2337551
Report Date: 07/26/23

Air Canister Certification Results

Lab ID: L2337551-05
Client ID: CAN 3984 SHELF 11
Sample Location:

Date Collected: 06/29/23 12:00
Date Received: 06/30/23
Field Prep: Not Specified

Sample Depth:

Parameter	ppbV Results	ppbV RL	ppbV MDL	ug/m3 Results	ug/m3 RL	ug/m3 MDL	Qualifier	Dilution Factor
Volatile Organics in Air by SIM - Mansfield Lab								
1,2-Dichloropropane	ND	0.020	--	ND	0.092	--		1
Bromodichloromethane	ND	0.020	--	ND	0.134	--		1
1,4-Dioxane	ND	0.100	--	ND	0.360	--		1
Trichloroethene	ND	0.020	--	ND	0.107	--		1
cis-1,3-Dichloropropene	ND	0.020	--	ND	0.091	--		1
4-Methyl-2-pentanone	ND	0.500	--	ND	2.05	--		1
trans-1,3-Dichloropropene	ND	0.020	--	ND	0.091	--		1
1,1,2-Trichloroethane	ND	0.020	--	ND	0.109	--		1
Toluene	ND	0.100	--	ND	0.377	--		1
Dibromochloromethane	ND	0.020	--	ND	0.170	--		1
1,2-Dibromoethane	ND	0.020	--	ND	0.154	--		1
Tetrachloroethene	ND	0.020	--	ND	0.136	--		1
1,1,1,2-Tetrachloroethane	ND	0.020	--	ND	0.137	--		1
Chlorobenzene	ND	0.100	--	ND	0.461	--		1
Ethylbenzene	ND	0.020	--	ND	0.087	--		1
p/m-Xylene	ND	0.040	--	ND	0.174	--		1
Bromoform	ND	0.020	--	ND	0.207	--		1
Styrene	ND	0.020	--	ND	0.085	--		1
1,1,2,2-Tetrachloroethane	ND	0.020	--	ND	0.137	--		1
o-Xylene	ND	0.020	--	ND	0.087	--		1
Isopropylbenzene	ND	0.200	--	ND	0.983	--		1
4-Ethyltoluene	ND	0.020	--	ND	0.098	--		1
1,3,5-Trimethybenzene	ND	0.020	--	ND	0.098	--		1
1,2,4-Trimethylbenzene	ND	0.020	--	ND	0.098	--		1
Benzyl chloride	ND	0.100	--	ND	0.518	--		1
1,3-Dichlorobenzene	ND	0.020	--	ND	0.120	--		1
1,4-Dichlorobenzene	ND	0.020	--	ND	0.120	--		1

Project Name: BATCH CANISTER CERTIFICATION **Lab Number:** L2337551

Project Number: CANISTER QC BAT **Report Date:** 07/26/23

Air Canister Certification Results

Lab ID: L2337551-05
Client ID: CAN 3984 SHELF 11
Sample Location:

Date Collected: 06/29/23 12:00
Date Received: 06/30/23
Field Prep: Not Specified

Sample Depth:

Parameter	ppbV Results	ppbV RL	ppbV MDL	ug/m3 Results	ug/m3 RL	ug/m3 MDL	Qualifier	Dilution Factor
Volatile Organics in Air by SIM - Mansfield Lab								
sec-Butylbenzene	ND	0.200	--	ND	1.10	--		1
p-Isopropyltoluene	ND	0.200	--	ND	1.10	--		1
1,2-Dichlorobenzene	ND	0.020	--	ND	0.120	--		1
n-Butylbenzene	ND	0.200	--	ND	1.10	--		1
1,2,4-Trichlorobenzene	ND	0.050	--	ND	0.371	--		1
Naphthalene	ND	0.050	--	ND	0.262	--		1
1,2,3-Trichlorobenzene	ND	0.050	--	ND	0.371	--		1
Hexachlorobutadiene	ND	0.050	--	ND	0.533	--		1

Internal Standard	% Recovery	Qualifier	Acceptance Criteria
1,4-difluorobenzene	94		60-140
bromochloromethane	97		60-140
chlorobenzene-d5	95		60-140

Project Name: SCHNEIDER ELECTRIC
Project Number: Not Specified

Lab Number: L2342361
Report Date: 07/26/23

Sample Receipt and Container Information

Were project specific reporting limits specified? YES

Cooler Information

Cooler	Custody Seal
NA	Present/Intact

Container Information

Container ID	Container Type	Cooler	Initial pH	Final pH	Temp deg C	Pres	Seal	Frozen Date/Time	Analysis(*)
L2342361-01A	Canister - 6 Liter	NA	NA			Y	Absent		TO15-LL(30)
L2342361-02A	Canister - 6 Liter	NA	NA			Y	Absent		TO15-LL(30)
L2342361-03A	Canister - 6 Liter	NA	NA			Y	Absent		TO15-LL(30)
L2342361-04A	Canister - 6 Liter	NA	NA			Y	Absent		TO15-LL(30)
L2342361-05A	Canister - 6 Liter	NA	NA			Y	Absent		TO15-LL(30)
L2342361-06A	Canister - 6 Liter	NA	NA			Y	Absent		TO15-LL(30)
L2342361-07A	Canister - 6 Liter	NA	NA			Y	Absent		TO15-LL(30)
L2342361-08A	Canister - 6 Liter	NA	NA			Y	Absent		TO15-LL(30)
L2342361-09A	Canister - 6 Liter	NA	NA			Y	Absent		TO15-LL(30)
L2342361-10A	Canister - 1 Liter	NA	NA			Y	Absent		TO15-LL(30)
L2342361-11A	Canister - 1 Liter	NA	NA			Y	Absent		TO15-LL(30)

*Values in parentheses indicate holding time in days

Project Name:	SCHNEIDER ELECTRIC	**Lab Number:**	L2342361
Project Number:	Not Specified	**Report Date:**	07/26/23

GLOSSARY

Acronyms

DL	- Detection Limit: This value represents the level to which target analyte concentrations are reported as estimated values, when those target analyte concentrations are quantified below the limit of quantitation (LOQ). The DL includes any adjustments from dilutions, concentrations or moisture content, where applicable. (DoD report formats only.)
EDL	- Estimated Detection Limit: This value represents the level to which target analyte concentrations are reported as estimated values, when those target analyte concentrations are quantified below the reporting limit (RL). The EDL includes any adjustments from dilutions, concentrations or moisture content, where applicable. The use of EDLs is specific to the analysis of PAHs using Solid-Phase Microextraction (SPME).
EMPC	- Estimated Maximum Possible Concentration: The concentration that results from the signal present at the retention time of an analyte when the ions meet all of the identification criteria except the ion abundance ratio criteria. An EMPC is a worst-case estimate of the concentration.
EPA	- Environmental Protection Agency.
LCS	- Laboratory Control Sample: A sample matrix, free from the analytes of interest, spiked with verified known amounts of analytes or a material containing known and verified amounts of analytes.
LCSD	- Laboratory Control Sample Duplicate: Refer to LCS.
LFB	- Laboratory Fortified Blank: A sample matrix, free from the analytes of interest, spiked with verified known amounts of analytes or a material containing known and verified amounts of analytes.
LOD	- Limit of Detection: This value represents the level to which a target analyte can reliably be detected for a specific analyte in a specific matrix by a specific method. The LOD includes any adjustments from dilutions, concentrations or moisture content, where applicable. (DoD report formats only.)
LOQ	- Limit of Quantitation: The value at which an instrument can accurately measure an analyte at a specific concentration. The LOQ includes any adjustments from dilutions, concentrations or moisture content, where applicable. (DoD report formats only.) Limit of Quantitation: The value at which an instrument can accurately measure an analyte at a specific concentration. The LOQ includes any adjustments from dilutions, concentrations or moisture content, where applicable. (DoD report formats only.)
MDL	- Method Detection Limit: This value represents the level to which target analyte concentrations are reported as estimated values, when those target analyte concentrations are quantified below the reporting limit (RL). The MDL includes any adjustments from dilutions, concentrations or moisture content, where applicable.
MS	- Matrix Spike Sample: A sample prepared by adding a known mass of target analyte to a specified amount of matrix sample for which an independent estimate of target analyte concentration is available. For Method 332.0, the spike recovery is calculated using the native concentration, including estimated values.
MSD	- Matrix Spike Sample Duplicate: Refer to MS.
NA	- Not Applicable.
NC	- Not Calculated: Term is utilized when one or more of the results utilized in the calculation are non-detect at the parameter's reporting unit.
NDPA/DPA	- N-Nitrosodiphenylamine/Diphenylamine.
NI	- Not Ignitable.
NP	- Non-Plastic: Term is utilized for the analysis of Atterberg Limits in soil.
NR	- No Results: Term is utilized when 'No Target Compounds Requested' is reported for the analysis of Volatile or Semivolatile Organic TIC only requests.
RL	- Reporting Limit: The value at which an instrument can accurately measure an analyte at a specific concentration. The RL includes any adjustments from dilutions, concentrations or moisture content, where applicable.
RPD	- Relative Percent Difference: The results from matrix and/or matrix spike duplicates are primarily designed to assess the precision of analytical results in a given matrix and are expressed as relative percent difference (RPD). Values which are less than five times the reporting limit for any individual parameter are evaluated by utilizing the absolute difference between the values; although the RPD value will be provided in the report.
SRM	- Standard Reference Material: A reference sample of a known or certified value that is of the same or similar matrix as the associated field samples.
STLP	- Semi-dynamic Tank Leaching Procedure per EPA Method 1315.
TEF	- Toxic Equivalency Factors: The values assigned to each dioxin and furan to evaluate their toxicity relative to 2,3,7,8-TCDD.
TEQ	- Toxic Equivalent: The measure of a sample's toxicity derived by multiplying each dioxin and furan by its corresponding TEF and then summing the resulting values.
TIC	- Tentatively Identified Compound: A compound that has been identified to be present and is not part of the target compound list (TCL) for the method and/or program. All TICs are qualitatively identified and reported as estimated concentrations.

Report Format: Data Usability Report

Project Name:	SCHNEIDER ELECTRIC	**Lab Number:**	L2342361
Project Number:	Not Specified	**Report Date:**	07/26/23

Footnotes

1 - The reference for this analyte should be considered modified since this analyte is absent from the target analyte list of the original method.

Terms

Analytical Method: Both the document from which the method originates and the analytical reference method. (Example: EPA 8260B is shown as 1,8260B.) The codes for the reference method documents are provided in the References section of the Addendum.

Chlordane: The target compound Chlordane (CAS No. 57-74-9) is reported for GC ECD analyses. Per EPA,this compound "refers to a mixture of chlordane isomers, other chlorinated hydrocarbons and numerous other components." (Reference: USEPA Toxicological Review of Chlordane, In Support of Summary Information on the Integrated Risk Information System (IRIS), December 1997.)

Difference: With respect to Total Oxidizable Precursor (TOP) Assay analysis, the difference is defined as the Post-Treatment value minus the Pre-Treatment value.

Final pH: As it pertains to Sample Receipt & Container Information section of the report, Final pH reflects pH of container determined after adjustment at the laboratory, if applicable. If no adjustment required, value reflects Initial pH.

Frozen Date/Time: With respect to Volatile Organics in soil, Frozen Date/Time reflects the date/time at which associated Reagent Water-preserved vials were initially frozen. Note: If frozen date/time is beyond 48 hours from sample collection, value will be reflected in 'bold'.

Gasoline Range Organics (GRO): Gasoline Range Organics (GRO) results include all chromatographic peaks eluting from Methyl tert butyl ether through Naphthalene, with the exception of GRO analysis in support of State of Ohio programs, which includes all chromatographic peaks eluting from Hexane through Dodecane.

Initial pH: As it pertains to Sample Receipt & Container Information section of the report, Initial pH reflects pH of container determined upon receipt, if applicable.

PAH Total: With respect to Alkylated PAH analyses, the 'PAHs, Total' result is defined as the summation of results for all or a subset of the following compounds: Naphthalene, C1-C4 Naphthalenes, 2-Methylnaphthalene, 1-Methylnaphthalene, Biphenyl, Acenaphthylene, Acenaphthene, Fluorene, C1-C3 Fluorenes, Phenanthrene, C1-C4 Phenanthrenes/Anthracenes, Anthracene, Fluoranthene, Pyrene, C1-C4 Fluoranthenes/Pyrenes, Benz(a)anthracene, Chrysene, C1-C4 Chrysenes, Benzo(b)fluoranthene, Benzo(j)+(k)fluoranthene, Benzo(e)pyrene, Benzo(a)pyrene, Perylene, Indeno(1,2,3-cd)pyrene, Dibenz(ah)+(ac)anthracene, Benzo(g,h,i)perylene. If a 'Total' result is requested, the results of its individual components will also be reported.

PFAS Total: With respect to PFAS analyses, the 'PFAS, Total (5)' result is defined as the summation of results for: PFHpA, PFHxS, PFOA, PFNA and PFOS. In addition, the 'PFAS, Total (6)' result is defined as the summation of results for: PFHpA, PFHxS, PFOA, PFNA, PFDA and PFOS. For MassDEP DW compliance analysis only, the 'PFAS, Total (6)' result is defined as the summation of results at or above the RL. Note: If a 'Total' result is requested, the results of its individual components will also be reported.

Total: With respect to Organic analyses, a 'Total' result is defined as the summation of results for individual isomers or Aroclors. If a 'Total' result is requested, the results of its individual components will also be reported. This is applicable to 'Total' results for methods 8260, 8081 and 8082.

Data Qualifiers

A - Spectra identified as "Aldol Condensates" are byproducts of the extraction/concentration procedures when acetone is introduced in the process.

B - The analyte was detected above the reporting limit in the associated method blank. Flag only applies to associated field samples that have detectable concentrations of the analyte at less than ten times (10x) the concentration found in the blank. For MCP-related projects, flag only applies to associated field samples that have detectable concentrations of the analyte at less than ten times (10x) the concentration found in the blank. For DOD-related projects, flag only applies to associated field samples that have detectable concentrations of the analyte at less than ten times (10x) the concentration found in the blank AND the analyte was detected above one-half the reporting limit (or above the reporting limit for common lab contaminants) in the associated method blank. For NJ-Air-related projects, flag only applies to associated field samples that have detectable concentrations of the analyte above the reporting limit. For NJ-related projects (excluding Air), flag only applies to associated field samples that have detectable concentrations of the analyte, which was detected above the reporting limit in the associated method blank or above five times the reporting limit for common lab contaminants (Phthalates, Acetone, Methylene Chloride, 2-Butanone).

C - Co-elution: The target analyte co-elutes with a known lab standard (i.e. surrogate, internal standards, etc.) for co-extracted analyses.

D - Concentration of analyte was quantified from diluted analysis. Flag only applies to field samples that have detectable concentrations of the analyte.

E - Concentration of analyte exceeds the range of the calibration curve and/or linear range of the instrument.

F - The ratio of quantifier ion response to qualifier ion response falls outside of the laboratory criteria. Results are considered to be an estimated maximum concentration.

G - The concentration may be biased high due to matrix interferences (i.e, co-elution) with non-target compound(s). The result should be considered estimated.

H - The analysis of pH was performed beyond the regulatory-required holding time of 15 minutes from the time of sample collection.

I - The lower value for the two columns has been reported due to obvious interference.

J - Estimated value. This represents an estimated concentration for Tentatively Identified Compounds (TICs).

M - Reporting Limit (RL) exceeds the MCP CAM Reporting Limit for this analyte.

Report Format: Data Usability Report

Project Name:	SCHNEIDER ELECTRIC	**Lab Number:**	L2342361
Project Number:	Not Specified	**Report Date:**	07/26/23

Data Qualifiers

ND - Not detected at the reporting limit (RL) for the sample.

NJ - Presumptive evidence of compound. This represents an estimated concentration for Tentatively Identified Compounds (TICs), where the identification is based on a mass spectral library search.

P - The RPD between the results for the two columns exceeds the method-specified criteria.

Q - The quality control sample exceeds the associated acceptance criteria. For DOD-related projects, LCS and/or Continuing Calibration Standard exceedences are also qualified on all associated sample results. Note: This flag is not applicable for matrix spike recoveries when the sample concentration is greater than 4x the spike added or for batch duplicate RPD when the sample concentrations are less than 5x the RL. (Metals only.)

R - Analytical results are from sample re-analysis.

RE - Analytical results are from sample re-extraction.

S - Analytical results are from modified screening analysis.

V - The surrogate associated with this target analyte has a recovery outside the QC acceptance limits. (Applicable to MassDEP DW Compliance samples only.)

Z - The batch matrix spike and/or duplicate associated with this target analyte has a recovery/RPD outside the QC acceptance limits. (Applicable to MassDEP DW Compliance samples only.)

Report Format: Data Usability Report

REFERENCES

48 Compendium of Methods for the Determination of Toxic Organic Compounds in Ambient Air. Second Edition. EPA/625/R-96/010b, January 1999.

LIMITATION OF LIABILITIES

Alpha Analytical performs services with reasonable care and diligence normal to the analytical testing laboratory industry. In the event of an error, the sole and exclusive responsibility of Alpha Analytical shall be to re-perform the work at it's own expense. In no event shall Alpha Analytical be held liable for any incidental, consequential or special damages, including but not limited to, damages in any way connected with the use of, interpretation of, information or analysis provided by Alpha Analytical.

We strongly urge our clients to comply with EPA protocol regarding sample volume, preservation, cooling, containers, sampling procedures, holding time and splitting of samples in the field.

Certification Information

The following analytes are not included in our Primary NELAP Scope of Accreditation:

Westborough Facility
EPA 624.1: m/p-xylene, o-xylene, Naphthalene
EPA 625.1: alpha-Terpineol
EPA 8260D: NPW: 1,2,4,5-Tetramethylbenzene; 4-Ethyltoluene, Azobenzene; SCM: Iodomethane (methyl iodide), 1,2,4,5-Tetramethylbenzene; 4-Ethyltoluene.
EPA 8270E: NPW: Dimethylnaphthalene,1,4-Diphenylhydrazine, alpha-Terpineol; SCM: Dimethylnaphthalene,1,4-Diphenylhydrazine.
SM4500: NPW: Amenable Cyanide; SCM: Total Phosphorus, TKN, NO2, NO3.

Mansfield Facility
SM 2540D: TSS.
EPA TO-15: Halothane, 2,4,4-Trimethyl-2-pentene, 2,4,4-Trimethyl-1-pentene, Thiophene, 2-Methylthiophene, 3-Methylthiophene, 2-Ethylthiophene, 1,2,3-Trimethylbenzene, Indan, Indene, 1,2,4,5-Tetramethylbenzene, Benzothiophene, 1-Methylnaphthalene.
Biological Tissue Matrix: EPA 3050B

The following analytes are included in our Massachusetts DEP Scope of Accreditation

Westborough Facility:

Drinking Water
EPA 300.0: Chloride, Nitrate-N, Fluoride, Sulfate; **EPA 353.2**: Nitrate-N, Nitrite-N; **SM4500NO3-F**: Nitrate-N, Nitrite-N; **SM4500F-C, SM4500CN-CE, EPA 180.1, SM2130B, SM4500Cl-D, SM2320B, SM2540C, SM4500H-B, SM4500NO2-B**
EPA 524.2: THMs and VOCs; **EPA 504.1:** EDB, DBCP.
Microbiology: **SM9215B; SM9223-P/A, SM9223B-Colilert-QT,SM9222D**.

Non-Potable Water
SM4500H,B, EPA 120.1, SM2510B, SM2540C, SM2320B, SM4500CL-E, SM4500F-BC, SM4500NH3-BH: Ammonia-N and Kjeldahl-N, **EPA 350.1**: Ammonia-N, **LACHAT 10-107-06-1-B**: Ammonia-N, **EPA 351.1, SM4500NO3-F, EPA 353.2**: Nitrate-N**, SM4500P-E, SM4500P-B, E, SM4500SO4-E, SM5220D, EPA 410.4, SM5210B, SM5310C, SM4500CL-D, EPA 1664, EPA 420.1, SM4500-CN-CE, SM2540D, EPA 300: Chloride, Sulfate, Nitrate.**
EPA 624.1: Volatile Halocarbons & Aromatics,
EPA 608.3: Chlordane, Toxaphene, Aldrin, alpha-BHC, beta-BHC, gamma-BHC, delta-BHC, Dieldrin, DDD, DDE, DDT, Endosulfan I, Endosulfan II, Endosulfan sulfate, Endrin, Endrin Aldehyde, Heptachlor, Heptachlor Epoxide, PCBs
EPA 625.1: SVOC (Acid/Base/Neutral Extractables).
Microbiology: **SM9223B-Colilert-QT; Enterolert-QT, SM9221E, EPA 1600, EPA 1603, SM9222D.**

Mansfield Facility:

Drinking Water
EPA 200.7: Al, Ba, Cd, Cr, Cu, Fe, Mn, Ni, Na, Ag, Ca, Zn. **EPA 200.8:** Al, Sb, As, Ba, Be, Cd, Cr, Cu, Pb, Mn, Ni, Se, Ag, TL, Zn. **EPA 245.1** Hg.
EPA 522, EPA 537.1.

Non-Potable Water
EPA 200.7: Al, Sb, As, Be, Cd, Ca, Cr, Co, Cu, Fe, Pb, Mg, Mn, Mo, Ni, K, Se, Ag, Na, Sr, TL, Ti, V, Zn.
EPA 200.8: Al, Sb**,** As, Be, Cd, Cr, Cu, Fe, Pb, Mn, Ni, K, Se, Ag, Na, TL, Zn.
EPA 245.1 Hg.
SM2340B

For a complete listing of analytes and methods, please contact your Alpha Project Manager.

AIR ANALYSIS

PAGE 1 OF 2

CHAIN OF CUSTODY

320 Forbes Blvd, Mansfield, MA 02048
TEL: 508-822-9300 FAX: 508-822-3288

Date Rec'd in Lab: 7/24/23

ALPHA Job #: L2342361

Client Information

Client: ERM
Address: 8425 Woodfield Crossing Blvd Ste 560-W, Indianapolis, IN 46240
Phone: 317-706-2000
Fax:
Email: aaron.friedrich@erm.com

☐ These samples have been previously analyzed by Alpha

Project Information

Project Name: Schneider Electric
Project Location: Peru, IN
Project #:
Project Manager: Aaron.friedrich@erm.com
ALPHA Quote #:

Turn-Around Time

☐ Standard ☒ RUSH (only confirmed if pre-approved!) 2Day TAT
Date Due: Time:

Report Information - Data Deliverables

☐ FAX
☐ ADEx
Criteria Checker:
(Default based on Regulatory Criteria Indicated)
Other Formats:
☐ EMAIL (standard pdf report)
☐ Additional Deliverables:
Report to: (if different than Project Manager)
Caitlin.tillema@erm.com
Erika.Smith@erm.com

Billing Information

☐ Same as Client info PO #:

Regulatory Requirements/Report Limits

State/Fed	Program	Res / Comm

Other Project Specific Requirements/Comments: See Reporting List in Email

Project-Specific Target Compound List: ☐

ANALYSIS

All Columns Below Must Be Filled Out

ALPHA Lab ID (Lab Use Only)	Sample ID	COLLECTION End Date	Start Time	End Time	Initial Vacuum	Final Vacuum	Sample Matrix*	Sampler's Initials	Can Size	ID Can	ID - Flow Controller	TO-15	TO-15 SIM	APH Subtract Non-petroleum HCs ☐	Fixed Gases	Sulfides & Mercaptans by TO-15	Sample Comments (i.e. PID)
42361-01	157-AA-1-20230720	7/21/23	809	730	-29.34	-1.14	AA	JF	6L	1895	02275	X					
02	157-AA-2-20230720	7/21/23	810	815	-29.17	-7.89	AA	JF	6L	952	0334	X					
03	157-IA-1-20230720	7/21/23	811	817	-29.37	-7.40	AA	JF	6L	1586	01269	X					
04	157-IA-2-20230720	7/21/23	811	828	-29.48	-12.96	AA	JF	6L	2059	02191	X					
05	157-IA-B-1-20230720	7/21/23	821	732	-29.33	-6.78	AA	JF	6L	1884	01739	X					
06	157-IA-B-2-20230720	7/21/23	815	823	-29.42	-10.21	AA	JF	6L	1855	02232	X					
07	157-IA-2nd-1-20230720	7/21/23	812	827	-29.92	-11.40	AA	JF	6L	2929	0842	X					
08	157-CS-1-20230720	7/21/23	816	822	-29.25	-10.07	AA	JF	6L	781	0158	X					
09	157-CS-2-20230720	7/21/23	815	822	-29.36	-9.73	AA	JF	6L	767	01273	X					
10	157-SS-1-20230721	7/21/23	750	754	-28.88	-5.01	SV	JF	1L	3777	01916	X					

*SAMPLE MATRIX CODES
AA = Ambient Air (Indoor/Outdoor)
SV = Soil Vapor/Landfill Gas/SVE
Other = Please Specify

Container Type

Relinquished By:	Date/Time	Received By:	Date/Time:
ERM	7/21/23 1322	FEDEX	
FEDEX	7/24/23 938		7/24/23 938

Please print clearly, legibly and completely. Samples can not be logged in and turnaround time clock will not start until any ambiguities are resolved. All samples submitted are subject to Alpha's Terms and Conditions. See reverse side.

AIR ANALYSIS

PAGE 2 OF 2

CHAIN OF CUSTODY

320 Forbes Blvd, Mansfield, MA 02048
TEL: 508-822-9300 FAX: 508-822-3288

Date Rec'd in Lab: 7/24/23

ALPHA Job #: L2342361

Client Information

Client: ERM

Address: 8425 Woodfield Crossing Blvd Ste 560W Indianapolis, IN 46240

Phone: 317-706-2000

Fax:

Email: aaron.friedrich@erm.com

☐ These samples have been previously analyzed by Alpha

Project Information

Project Name: Schneider Electric

Project Location: Peru, IN

Project #:

Project Manager: Aaron. Friedrich

ALPHA Quote #:

Turn-Around Time

☐ Standard ☒ RUSH (only confirmed if pre-approved)

Date Due: 2day TAT Time:

Report Information - Data Deliverables

☐ FAX

☐ ADEx

Criteria Checker:

(Default based on Regulatory Criteria Indicated)

Other Formats:

☐ EMAIL (standard pdf report)

☐ Additional Deliverables:

Report to: (if different than Project Manager)

Caitlin.tillema@erm.com

Erika.Smith@erm.com

Billing Information

☐ Same as Client info PO #:

Regulatory Requirements/Report Limits

State/Fed	Program	Res / Comm

Other Project Specific Requirements/Comments:

See Reporting List in Email

Project-Specific Target Compound List: ☐

ANALYSIS

All Columns Below Must Be Filled Out

ALPHA Lab ID (Lab Use Only)	Sample ID	COLLECTION End Date	Start Time	End Time	Initial Vacuum	Final Vacuum	Sample Matrix*	Sampler's Initials	Can Size	ID Can	ID - Flow Controller	TO-15	TO-15 SIM	APH Subset Non-petroleum HCs	Fixed Gases	Sulfides & Mercaptans by TO-15	☐	Sample Comments (i.e. PID)
11	157-SS-2-20230721	7/21/23	803	807	-29.21	-5.00	SV	JF	1L	2540	81232	X						

*SAMPLE MATRIX CODES

AA = Ambient Air (Indoor/Outdoor)
SV = Soil Vapor/Landfill Gas/SVE
Other = Please Specify

Container Type

Relinquished By:	Date/Time	Received By:	Date/Time:
ERM	7/21/23 1300	FEDEX	7/24/23 958
FEDEX	7/24/23 958	CA ELA	

Please print clearly, legibly and completely. Samples can not be logged in and turnaround time clock will not start until any ambiguities are resolved. All samples submitted are subject to Alpha's Terms and Conditions. See reverse side.

ATTACHMENT B – GROUNDWATER SAMPLING FORMS

Low Flow Groundwater Sampling Field Data Form

Well ID: MW-4
Well Permit No:

Date: 2023/10/12
cloudy

Site ID SCHNEIDERE-PERU	**Purge Method / Pump Intake Depth** Low_Flow / 10 (ft)	**Reference Elevation** 644.91 (ft)
Site Address 252 North Tippecanoe Street, Peru, US-IN	**Purge Equipment** Peristaltic pump	**Depth to Water / Free Product** 7.63 (ft) / None
Project Number 0698955	**Sample Equipment** Peristaltic pump, Horiba U-52	**Total Well Depth** (ft)
Project Name 20231009-GWMonitor	**Average Purge Rate** 200 (mL/min)	**Well Diameter / Well Screen Interval** 2 (in) / 5 - 15 ()
Sampler Caitlyn Trickey, Gavin Smythe	**Volume of Water in Well / Total Volume Purged** () / 1 (gal)	**Well Construction**

Well Head Vapor Measurements
PID: NA; FID: NA; CO: NA; CO2: NA; O2: NA; CH4: NA; H2S: NA

Time	DTW (ft)	Flow Rate (mL/min)	Purge Volume (gal)	Temperature (C) ±3%	pH ±0.1pH units	Specific Conductivity (mS/cm) ±3%	Total Conductivity (NA)	Dissolved Oxygen (mg/L) ±10%	ORP (mV) ±10 mV	Turbidity (NTU) ±10%	Total Dissolved Solids(NA)	Comments
07:38	7.63	200	0	18.62	6.6	0.674	NM	0	160	0	NM	
07:43	7.37	200	0.2	19.06	6.59	0.664	NM	0	159	0	NM	
07:48	7.38	200	0.5	19.13	6.59	0.664	NM	0	158	0	NM	
07:53	7.38	200	1	19.17	6.6	0.662	NM	0	157	0	NM	

Sample ID(s):	**Additional Comments**	**SAMPLER NAME AND SIGNATURE**	**Date Time**
MW-4-20231012	Note: 0.0 D.O. readings were recorded due to a probe malfunction. Well stabilization criteria were met in accordance with IDEM guidance. BK 11/28/23	GS 	10/27/2023 20:14
Analysis:			

Low Flow Groundwater Sampling Field Data Form

Well ID: MW-5
Well Permit No:

Date: 2023/10/13

Site ID SCHNEIDERE-PERU	**Purge Method / Pump Intake Depth** Low_Flow / 12 (ft)	**Reference Elevation** 647.42 (ft)
Site Address 252 North Tippecanoe Street, Peru, US-IN	**Purge Equipment** Peristaltic pump	**Depth to Water / Free Product** 9.51 (ft) / None
Project Number 0698955	**Sample Equipment** Peristaltic pump, YSI	**Total Well Depth** (ft)
Project Name 20231009-GWMonitor	**Average Purge Rate** 193.2 (mL/min)	**Well Diameter / Well Screen Interval** 2 (in) / 5 - 15 ()
Sampler gavin smythe	**Volume of Water in Well / Total Volume Purged** () / 2.5 (gal)	**Well Construction**

Well Head Vapor Measurements
PID: NA; FID: NA; CO: NA; CO2: NA; O2: NA; CH4: NA; H2S: NA

Time	DTW (ft)	Flow Rate (mL/min)	Purge Volume (gal)	Temperature (C) ±3%	pH ±0.1pH units	Specific Conductivity (mS/cm) ±3%	Total Conductivity (NA)	Dissolved Oxygen (mg/L) ±10%	ORP (mV) ±10 mV	Turbidity (NTU) ±10%	Total Dissolved Solids(NA)	Comments
09:15	9.88	220	0.1	16.3	6.07	0.93	NM	1.1	152	144	NM	
09:20	10.06	172.8	0.25	16.6	6.21	NM	NM	NM	146	32.3	NM	
09:25	10.31	211.6	0.5	16.8	6.39	0.89	NM	1.26	136.6	37.8	NM	
09:30	10.6	282.5	0.85	17	6.47	0.9	NM	1.79	132	7.6	NM	
09:35	10.95	115.9	1	16.8	6.47	0.9	NM	1.28	128.6	6.8	NM	
09:40	11.23	193.2	1.25	16.7	6.5	0.9	NM	0.75	125.6	9.85	NM	
09:45	11.38	193.2	1.5	16.7	6.53	0.9	NM	0.62	123.8	5.01	NM	
09:50	11.67	185.6	1.75	16.6	6.55	0.9	NM	0.47	122	4.7	NM	
09:55	11.93	185.6	2	16.5	6.55	0.9	NM	0.4	121.3	4.87	NM	
10:00	12.05	185.6	2.25	16.4	6.55	0.89	NM	0.38	120.9	4.98	NM	
10:05	12.23	178.8	2.5	16.2	6.58	0.9	NM	0.42	120.5	4.11	NM	

Sample ID(s): MW-5-20231013	**Additional Comments**	**SAMPLER NAME AND SIGNATURE**	**Date Time**
Analysis:	Calibrated prior to pickup from Pine at 0800 10/13/23	GS 	10/23/2023 14:50

Low Flow Groundwater Sampling Field Data Form

Well ID: MW-7
Well Permit No:

Date: 2023/10/13
cloudy

Site ID SCHNEIDERE-PERU	**Purge Method / Pump Intake Depth** Low_Flow / 16 (ft)	**Reference Elevation** 648.985 (ft)
Site Address 252 North Tippecanoe Street, Peru, US-IN	**Purge Equipment** Peristaltic pump	**Depth to Water / Free Product** 14.41 (ft) / None
Project Number 0698955	**Sample Equipment** Peristaltic pump, Horiba U-52	**Total Well Depth** (ft)
Project Name 20231009-GWMonitor	**Average Purge Rate** 200 (mL/min)	**Well Diameter / Well Screen Interval** 2 (in) / 8 - 18 ()
Sampler Caitlyn Trickey	**Volume of Water in Well / Total Volume Purged** () / 8.5 (gal)	**Well Construction**

Well Head Vapor Measurements
PID: NA; FID: NA; CO: NA; CO2: NA; O2: NA; CH4: NA; H2S: NA

Time	DTW (ft)	Flow Rate (mL/min)	Purge Volume (gal)	Temperature (C) ±3%	pH ±0.1pH units	Specific Conductivity (mS/cm) ±3%	Total Conductivity (NA)	Dissolved Oxygen (mg/L) ±10%	ORP (mV) ±10 mV	Turbidity (NTU) ±10%	Total Dissolved Solids(NA)	Comments
06:10	14.41	200	0.6	20.36	6.79	0.796	NM	0.01	220	229	NM	
06:15	14.46	200	1	20.61	6.84	0.796	NM	0	216	99	NM	
06:20	11.49	200	1.45	20.67	6.88	0.798	NM	0	213	96.9	NM	WL: 14.49 ft, purged: 1.45 gal
06:25	14.52	200	1.75	20.66	6.9	0.801	NM	0	208	146	NM	
06:30	14.55	200	2.15	20.76	6.93	0.806	NM	0	203	252	NM	WL: 14.55 ft, purged: 2.15 gal
06:35	14.55	200	2.5	20.76	6.95	0.811	NM	0	197	221	NM	
06:40	14.55	200	2.8	20.7	6.96	0.816	NM	0	190	106	NM	
06:45	14.56	200	3.25	20.74	6.97	0.82	NM	0	181	49	NM	
06:50	14.56	200	3.75	20.74	6.99	0.823	NM	0	171	44.7	NM	
06:55	14.57	200	4.15	20.74	7	0.828	NM	0	159	62.5	NM	
07:00	14.58	200	4.5	20.8	7.01	0.83	NM	0	148	81.3	NM	
07:05	14.58	200	4.75	20.74	7.02	0.833	NM	0	138	60.8	NM	
07:10	14.49	200	5.2	20.68	7.03	0.836	NM	0	125	82.1	NM	
07:15	14.6	200	5.55	20.63	7.04	0.838	NM	0	116	99.6	NM	
07:20	14.6	200	5.85	20.7	7.05	0.839	NM	0	106	75.2	NM	
07:25	14.6	200	6.05	20.72	7.05	0.841	NM	0	98	44.5	NM	
07:30	14.61	200	6.45	20.72	7.06	0.84	NM	0	91	44.8	NM	
07:35	14.6	200	6.7	20.69	7.06	0.842	NM	0	85	50.5	NM	
07:40	14.61	200	7	20.67	7.07	0.842	NM	0	78	43.6	NM	
07:45	14.61	200	7.5	20.75	7.08	0.844	NM	0	72	40	NM	
07:50	14.62	200	7.7	20.73	7.08	0.844	NM	0	68	44.5	NM	
07:55	14.63	200	8	20.75	7.09	0.844	NM	0	65	52.9	NM	

Sample ID(s):	**Additional Comments**	**SAMPLER NAME AND SIGNATURE**	**Date Time**
MW-7-20231013	Calibrated at 0842 10/13/2023; within calibration limits Note: 0.0 D.O. readings were recorded due to a malfunctioning probe. Stabilization criteria were met in accordance with IDEM guidance. BK 11/28/23	GS 	10/30/2023 14:37
Analysis:			

Low Flow Groundwater Sampling Field Data Form

Well ID: MW-7
Well Permit No:

Date: 2023/10/13
cloudy

Site ID SCHNEIDERE-PERU	**Purge Method / Pump Intake Depth** Low_Flow / 16 (ft)	**Reference Elevation** 648.985 (ft)
Site Address 252 North Tippecanoe Street, Peru, US-IN	**Purge Equipment** Peristaltic pump	**Depth to Water / Free Product** 14.41 (ft) / None
Project Number 0698955	**Sample Equipment** Peristaltic pump, Horiba U-52	**Total Well Depth** (ft)
Project Name 20231009-GWMonitor	**Average Purge Rate** 200 (mL/min)	**Well Diameter / Well Screen Interval** 2 (in) / 8 - 18 ()
Sampler Caitlyn Trickey	**Volume of Water in Well / Total Volume Purged** () / 8.5 (gal)	**Well Construction**

Well Head Vapor Measurements
PID: NA; FID: NA; CO: NA; CO2: NA; O2: NA; CH4: NA; H2S: NA

Time	DTW (ft)	Flow Rate (mL/min)	Purge Volume (gal)	Temperature (C) ±3%	pH ±0.1pH units	Specific Conductivity (mS/cm) ±3%	Total Conductivity (NA)	Dissolved Oxygen (mg/L) ±10%	ORP (mV) ±10 mV	Turbidity (NTU) ±10%	Total Dissolved Solids(NA)	Comments
08:00	14.62	200	8.5	20.77	7.09	0.845	NM	0	61	45	NM	

Sample ID(s):	**Additional Comments**	**SAMPLER NAME AND SIGNATURE**	**Date Time**
MW-7-20231013	Calibrated at 0842 10/13/2023; within calibration limits Note: 0.0 D.O. readings were recorded due to a probe malfunction. Well stabilization criteria were met in accordance with IDEM guidance. BK 11/28/23	GS 	10/30/2023 14:37
Analysis:			

Low Flow Groundwater Sampling Field Data Form

Well ID: MW-9
Well Permit No:

Date: 2023/10/13
cloudy

Site ID SCHNEIDERE-PERU	**Purge Method / Pump Intake Depth** Low_Flow / 18 (ft)	**Reference Elevation** 649.495 (ft)
Site Address 252 North Tippecanoe Street, Peru, US-IN	**Purge Equipment** Peristaltic pump	**Depth to Water / Free Product** 14.99 (ft) / None
Project Number 0698955	**Sample Equipment** Peristaltic pump, Horiba U-52	**Total Well Depth** (ft)
Project Name 20231009-GWMonitor	**Average Purge Rate** 200 (mL/min)	**Well Diameter / Well Screen Interval** 2 (in) / 13 - 23 ()
Sampler Caitlyn Trickey	**Volume of Water in Well / Total Volume Purged** () / 1.75 (gal)	**Well Construction**

Well Head Vapor Measurements
PID: NA; FID: NA; CO: NA; CO2: NA; O2: NA; CH4: NA; H2S: NA

Time	DTW (ft)	Flow Rate (mL/min)	Purge Volume (gal)	Temperature (C) ±3%	pH ±0.1pH units	Specific Conductivity (mS/cm) ±3%	Total Conductivity (NA)	Dissolved Oxygen (mg/L) ±10%	ORP (mV) ±10 mV	Turbidity (NTU) ±10%	Total Dissolved Solids(NA)	Comments
10:20	14.99	200	0	19.08	7.3	0.58	NM	0.8	153	23.6	NM	
10:25	14.99	200	0.5	19.44	7.17	0.576	NM	0.77	155	9.95	NM	
10:30	14.99	200	0.75	19.53	7.17	0.576	NM	0	154	6.05	NM	
10:35	14.99	200	1.15	19.57	7.18	0.576	NM	0	152	4.07	NM	
10:40	14.99	200	1.45	19.58	7.2	0.575	NM	0	151	2.82	NM	
10:45	14.99	200	1.75	19.56	7.2	0.575	NM	0	150	1.83	NM	

Sample ID(s):	**Additional Comments**	**SAMPLER NAME AND SIGNATURE**	**Date Time**
MW-9-20231013	Calibrated at 0842 10/13/2023; within calibration limits Note 0.0 D.O. readings were recorded due to a probe malfunction. Well stabilization criteria were met in accordance with IDEM guidance. BK 11/28/23	GS 	10/30/2023 13:19
Analysis:			

Low Flow Groundwater Sampling Field Data Form

Well ID: MW-10
Well Permit No:

Date: 2023/10/12
Raining, cloudy

Site ID SCHNEIDERE-PERU	**Purge Method / Pump Intake Depth** Low_Flow / 11 (ft)	**Reference Elevation** 648.451 (ft)
Site Address 252 North Tippecanoe Street, Peru, US-IN	**Purge Equipment** Peristaltic pump	**Depth to Water / Free Product** 10.26 (ft) / None
Project Number 0698955	**Sample Equipment** Peristaltic pump, Horiba U-52	**Total Well Depth** (ft)
Project Name 20231009-GWMonitor	**Average Purge Rate** 400 (mL/min)	**Well Diameter / Well Screen Interval** 2 (in) / 6.5 - 16.5 ()
Sampler Caitlyn Trickey	**Volume of Water in Well / Total Volume Purged** () / 1.15 (gal)	**Well Construction**

Well Head Vapor Measurements
PID: NA; FID: NA; CO: NA; CO2: NA; O2: NA; CH4: NA; H2S: NA

Time	DTW (ft)	Flow Rate (mL/min)	Purge Volume (gal)	Temperature (C) ±3%	pH ±0.1pH units	Specific Conductivity (mS/cm) ±3%	Total Conductivity (NA)	Dissolved Oxygen (mg/L) ±10%	ORP (mV) ±10 mV	Turbidity (NTU) ±10%	Total Dissolved Solids(NA)	Comments
06:26	10.65	400	0	19.9	7.2	2.14	NM	4.27	83	28.3	NM	
06:32	10.96	400	1	20.17	6.66	2.03	NM	0.57	131	147	NM	
06:39		400	1.15	19.79	6.52	1.9	NM	0.31	142	134	NM	DRY

Sample ID(s):	**Additional Comments**	**SAMPLER NAME AND SIGNATURE**	**Date Time**
MW-10-20231013	Went dry, sampled next morning(10/13) at 0920.	GS 	10/27/2023 20:09
Analysis:			

Low Flow Groundwater Sampling Field Data Form

Well ID: MW-37
Well Permit No:

Date: 2023/10/12
sunny

Site ID SCHNEIDERE-PERU	**Purge Method / Pump Intake Depth** Low_Flow / 12.5 (ft)	**Reference Elevation** 645.559 (ft)
Site Address 252 North Tippecanoe Street, Peru, US-IN	**Purge Equipment** Peristaltic pump	**Depth to Water / Free Product** 11.43 (ft) / None
Project Number 0698955	**Sample Equipment** Peristaltic pump, Horiba U-52	**Total Well Depth** (ft)
Project Name 20231009-GWMonitor	**Average Purge Rate** 250 (mL/min)	**Well Diameter / Well Screen Interval** 2 (in) / 10.5 - 15.5 ()
Sampler Caitlyn Trickey, Gavin Smythe	**Volume of Water in Well / Total Volume Purged** () / 2 (gal)	**Well Construction**

Well Head Vapor Measurements
PID: NA; FID: NA; CO: NA; CO2: NA; O2: NA; CH4: NA; H2S: NA

Time	DTW (ft)	Flow Rate (mL/min)	Purge Volume (gal)	Temperature (C) ±3%	pH ±0.1pH units	Specific Conductivity (mS/cm) ±3%	Total Conductivity (NA)	Dissolved Oxygen (mg/L) ±10%	ORP (mV) ±10 mV	Turbidity (NTU) ±10%	Total Dissolved Solids(NA)	Comments
11:45	11.43	250	0	21.54	6.99	0.612	NM	0	26	17.8	NM	
11:50	11.44	250	0.6	21.23	6.59	0.612	NM	0	-1	23.5	NM	
11:55	11.44	250	0.95	19.43	6.59	0.638	NM	0	-5	15.7	NM	WL: 11.44 ft,, purged: 0.95 gal
12:00	11.44	250	1.5	19.18	6.61	0.644	NM	0	-9	5.28	NM	
12:05	11.44	250	1.7	19.26	6.62	0.646	NM	0	-12	2.9	NM	
12:10	11.44	250	2	19.27	6.63	0.65	NM	0	-13	1.45	NM	

Sample ID(s):	**Additional Comments**	**SAMPLER NAME AND SIGNATURE**	**Date Time**
DUP-1-20231012,MW-37-20231012	parameters stable despite not showing stable in Equis, Note: 0.0 D.O. readings were recorded due to a probe malfunction. Well stabilization criteria were met in accordance with IDEM guidance. BK 11/28/23	GS 	10/27/2023 20:09
Analysis:			

Low Flow Groundwater Sampling Field Data Form

Well ID: MW-41
Well Permit No:

Date: 2023/10/12
sunny

Site ID SCHNEIDERE-PERU	**Purge Method / Pump Intake Depth** Low_Flow / 33.5 (ft)	**Reference Elevation** 644.648 (ft)
Site Address 252 North Tippecanoe Street, Peru, US-IN	**Purge Equipment** Peristaltic pump	**Depth to Water / Free Product** 10.75 (ft) / None
Project Number 0698955	**Sample Equipment** Peristaltic pump, Horiba U52	**Total Well Depth** (ft)
Project Name 20231009-GWMonitor	**Average Purge Rate** 250 (mL/min)	**Well Diameter / Well Screen Interval** 2 (in) / 31.5 - 36.5 (ft)
Sampler Caitlyn Trickey, Gavin Smythe	**Volume of Water in Well / Total Volume Purged** () / 5 (gal)	**Well Construction**

Well Head Vapor Measurements
PID: NA; FID: NA; CO: NA; CO2: NA; O2: NA; CH4: NA; H2S: NA

Time	DTW (ft)	Flow Rate (mL/min)	Purge Volume (gal)	Temperature (C) ±3%	pH ±0.1pH units	Specific Conductivity (mS/cm) ±3%	Total Conductivity (NA)	Dissolved Oxygen (mg/L) ±10%	ORP (mV) ±10 mV	Turbidity (NTU) ±10%	Total Dissolved Solids(NA)	Comments
10:10	10.75	250	0	19.9	6.99	0.261	NM	0.71	48	2.5	NM	
10:15	10.75	250	0.75	18.49	6.82	0.262	NM	0	54	1.7	NM	
10:20	10.75	250	1.15	18.13	6.79	0.267	NM	0	55	1.14	NM	WL: 10.75 ft, purged, 1.15 gal
10:25	10.75	250	1.5	17.85	6.73	0.374	NM	0	43	1.73	NM	
10:30	10.76	250	1.85	17.7	6.57	0.571	NM	0	11	1.58	NM	
10:35	10.75	250	2.2	17.55	6.64	0.61	NM	0	-40	0.89	NM	
10:40	10.75	250	2.5	17.51	6.66	0.612	NM	0.1	-49	0.75	NM	
10:45	10.76	250	2.85	17.5	6.68	0.616	NM	0.18	-62	1.31	NM	
10:50	10.76	250	3.25	17.44	6.68	0.619	NM	0.1	-66	1.02	NM	
10:55	10.76	250	3.75	17.38	6.7	0.619	NM	0.04	-70	1.47	NM	
11:00	10.76	250	4.3	17.38	6.7	0.62	NM	0	-71	1.45	NM	
11:05	10.76	250	4.7	17.07	6.71	0.62	NM	0	-74	1.71	NM	
11:10	10.76	250	5	17.12	6.72	0.62	NM	0	-76	0.99	NM	

Sample ID(s):	**Additional Comments**	**SAMPLER NAME AND SIGNATURE**	**Date Time**
MW-41-20231012	Parameters stable, NTU below 5 for three readings Note: 0.0 D.O. readings were recorded due to a probe malfunction. Well stabilization criteria were met in accordance with IDEM guidance. BK 11/28/23	GS 	10/27/2023 20:19
Analysis:			

Low Flow Groundwater Sampling Field Data Form

Well ID: MW-42
Well Permit No:

Date: 2023/10/12
sunny

Site ID SCHNEIDERE-PERU	**Purge Method / Pump Intake Depth** Low_Flow / 29 (ft)	**Reference Elevation** 644.914 (ft)
Site Address 252 North Tippecanoe Street, Peru, US-IN	**Purge Equipment** Peristaltic pump	**Depth to Water / Free Product** 11.12 (ft) / None
Project Number 0698955	**Sample Equipment** Peristaltic pump	**Total Well Depth** (ft)
Project Name 20231009-GWMonitor	**Average Purge Rate** 200 (mL/min)	**Well Diameter / Well Screen Interval** 2 (in) / 27 - 32 (ft)
Sampler Caitlyn Trickey, Gavin Smythe	**Volume of Water in Well / Total Volume Purged** () / 2.75 (gal)	**Well Construction**

Well Head Vapor Measurements
PID: NA; FID: NA; CO: NA; CO2: NA; O2: NA; CH4: NA; H2S: NA

Time	DTW (ft)	Flow Rate (mL/min)	Purge Volume (gal)	Temperature (C) ±3%	pH ±0.1pH units	Specific Conductivity (mS/cm) ±3%	Total Conductivity (NA)	Dissolved Oxygen (mg/L) ±10%	ORP (mV) ±10 mV	Turbidity (NTU) ±10%	Total Dissolved Solids(NA)	Comments
09:05	11.12	200	0	16.7	6.98	0.56	NM	0	170	6	NM	
09:10	11.12	200	0.55	16.24	6.59	0.647	NM	0	70	4.02	NM	
09:15	11.12	200	0.8	16.1	6.55	0.673	NM	0.14	-16	2.43	NM	
09:20	11.12	200	1.25	16.09	6.57	0.674	NM	0.13	-30	2.36	NM	
09:25	11.12	200	1.6	16.09	6.59	0.676	NM	0.09	-42	2.15	NM	
09:30	11.13	200	1.85	16.1	6.61	0.677	NM	0.05	-48	1.15	NM	
09:35	11.13	200	2.35	16.13	6.62	0.677	NM	0.01	-51	1.49	NM	
09:40	11.12	200	2.75	16.14	6.6	0.68	NM	0	-55	1.84	NM	

Sample ID(s):	**Additional Comments**	**SAMPLER NAME AND SIGNATURE**	**Date Time**
MW-42-20231012 **Analysis:**	Note: 0.0 D.O. readings were recorded due to probe malfunction. Well stabilization criteria were met in accordance with IDEM guidance. BK 11/28/23	GS 	10/30/2023 13:28

Low Flow Groundwater Sampling Field Data Form

Well ID: MW-43
Well Permit No:

Date: 2023/10/13
50's, cloudy, light rain

Site ID SCHNEIDERE-PERU	**Purge Method / Pump Intake Depth** Low_Flow / 46 (ft)	**Reference Elevation** 645.035 (ft)
Site Address 252 North Tippecanoe Street, Peru, US-IN	**Purge Equipment** Bladder pump	**Depth to Water / Free Product** 11.92 (ft) / None
Project Number 0698955	**Sample Equipment** Bladder pump, YSI	**Total Well Depth** (ft)
Project Name 20231009-GWMonitor	**Average Purge Rate** 177.8 (mL/min)	**Well Diameter / Well Screen Interval** 2 (in) / 43 - 48 (ft)
Sampler gavin smythe	**Volume of Water in Well / Total Volume Purged** () / 4 (gal)	**Well Construction**

Well Head Vapor Measurements
PID: NA; FID: NA; CO: NA; CO2: NA; O2: NA; CH4: NA; H2S: NA

Time	DTW (ft)	Flow Rate (mL/min)	Purge Volume (gal)	Temperature (C) ±3%	pH ±0.1pH units	Specific Conductivity (mS/cm) ±3%	Total Conductivity (NA)	Dissolved Oxygen (mg/L) ±10%	ORP (mV) ±10 mV	Turbidity (NTU) ±10%	Total Dissolved Solids(NA)	Comments
11:30	11.92		0.1	13.5	6.85	0.88	NM	4.58	138.7	6.35	NM	
11:35	11.92	357.7	0.35	13.2	6.8	0.89	NM	1.08	116.9	6.6	NM	
11:40	11.92	259.8	0.85	13.4	6.81	0.89	NM	1.11	92.9	4.78	NM	
11:45	11.92	322.8	1.35	13.6	6.79	0.89	NM	1.14	74.2	3.41	NM	
11:50	11.92	77.3	1.75	13.9	6.8	0.89	NM	1.08	64.3	2.74	NM	
11:55	11.93	193.2	2	14	6.79	0.89	NM	1.09	53.9	1.66	NM	
12:00	11.93	193.2	2.25	14	6.79	0.89	NM	1.06	46.8	1.45	NM	
12:05	11.93	185.6	2.5	14.1	6.79	0.89	NM	0.73	37.4	1.63	NM	
12:10	11.3	0	2.75	14	6.8	0.89	NM	0.66	32.1	1.32	NM	
12:15	11.93	148.5	3	13.7	6.8	0.89	NM	0.58	27.9	2.08	NM	
12:20	11.93	178.8	3.25	13.7	6.81	0.88	NM	0.64	23.6	2.11	NM	
12:25	11.93	0	3.5	13.7	6.82	0.88	NM	0.53	20	2.43	NM	
12:30	11.93	201.8	3.75	13.7	6.82	0.88	NM	0.55	17.3	1.87	NM	
12:35	11.93	193.2	4	13.7	6.82	0.89	NM	0.5	15.8	1.7	NM	

Sample ID(s): MW-43-20231013	**Additional Comments**	**SAMPLER NAME AND SIGNATURE**	**Date Time**
Analysis:	Calibrated prior to pickup from Pine at 0800 10/13/23	GS 	10/23/2023 14:49

Low Flow Groundwater Sampling Field Data Form

Well ID: MW-44
Well Permit No:

Date: 2023/10/13
50's, cloudy light rain

Site ID SCHNEIDERE-PERU	**Purge Method / Pump Intake Depth** Low_Flow / 29 (ft)	**Reference Elevation** 645.146 (ft)
Site Address 252 North Tippecanoe Street, Peru, US-IN	**Purge Equipment** Peristaltic pump	**Depth to Water / Free Product** 11.7 (ft) / None
Project Number 0698955	**Sample Equipment** Peristaltic pump, YSI	**Total Well Depth** (ft)
Project Name 20231009-GWMonitor	**Average Purge Rate** 231.6 (mL/min)	**Well Diameter / Well Screen Interval** 2 (in) / 26.5 - 31.5 (ft)
Sampler gavin smythe	**Volume of Water in Well / Total Volume Purged** () / 2.25 (gal)	**Well Construction**

Well Head Vapor Measurements
PID: NA; FID: NA; CO: NA; CO2: NA; O2: NA; CH4: NA; H2S: NA

Time	DTW (ft)	Flow Rate (mL/min)	Purge Volume (gal)	Temperature (C) ±3%	pH ±0.1pH units	Specific Conductivity (mS/cm) ±3%	Total Conductivity (NA)	Dissolved Oxygen (mg/L) ±10%	ORP (mV) ±10 mV	Turbidity (NTU) ±10%	Total Dissolved Solids(NA)	Comments
14:20	11.7		0.1	15.5	6.8	0.89	NM	0.03	133.7	32.1	NM	
14:25	11.71	297	0.5	15.3	6.72	0.9	NM	0.42	115.4	12.8	NM	
14:30	11.71	178.8	0.75	15.3	6.76	0.89	NM	0.19	97.7	5.41	NM	
14:35	11.71	193.2	1	15.3	6.77	0.89	NM	0.26	80.9	7.86	NM	
14:40	11.71	185.6	1.25	15.2	6.78	0.89	NM	0.03	71.6	3.86	NM	
14:45	11.71	201.8	1.5	15.2	6.77	0.89	NM	0.03	65.1	3.8	NM	
14:50	11.71	157.7	1.75	15.2	6.77	0.89	NM	0.03	58.8	3.47	NM	
14:55	11.71	259.8	2	15.3	6.77	0.89	NM	0.03	54.4	2.56	NM	
15:00	11.71	378.5	2.25	15.5	6.76	0.89	NM	0.03	51.4	2.97	NM	

Sample ID(s):	**Additional Comments**	**SAMPLER NAME AND SIGNATURE**	**Date Time**
MW-44-20231013	Calibrated prior to pickup from Pine at 0800 10/13/23	GS 	10/23/2023 14:49
Analysis:			

Low Flow Groundwater Sampling Field Data Form

Well ID: MW-32S
Well Permit No:

Date: 2023/09/12
64 degrees, Sunny

Site ID SCHNEIDERE-PERU	**Purge Method / Pump Intake Depth** Low_Flow / 15 (ft)	**Reference Elevation** 647.444 (ft)
Site Address 252 North Tippecanoe Street, Peru, US-IN	**Purge Equipment** Peristaltic pump	**Depth to Water / Free Product** 13.16 (ft) / None
Project Number 0698955	**Sample Equipment** Peristaltic pump	**Total Well Depth** 17.55 (ft)
Project Name EISB-Month 3-GWMonitor	**Average Purge Rate** 100 (mL/min)	**Well Diameter / Well Screen Interval** 2 (in) / 13 - 18 (ft)
Sampler christopher radovic	**Volume of Water in Well / Total Volume Purged** 0.72 (gal) / 0.25 (gal)	**Well Construction**

Well Head Vapor Measurements
PID: NA; FID: NA; CO: NA; CO2: NA; O2: NA; CH4: NA; H2S: NA

Time	DTW (ft)	Flow Rate (mL/min)	Purge Volume (gal)	Temperature (C) ±3%	pH ±0.1pH units	Specific Conductivity (mS/cm) ±3%	Total Conductivity (mS/cm) ±3%	Dissolved Oxygen (mg/L) ±10%	ORP (mV) ±10 mV	Turbidity (NTU) ±10%	Total Dissolved Solids(ppm) ±10%	Comments
11:23	13.19	100	0	18.59	6.75	1.029	NM	21.04	87.613	68.8	NM	
11:28	13.19	100	0.25	18.76	6.3	0.856	NM	3.37	34.8	25.8	NM	
11:33	13.2	100	0.75	18.56	6.32	0.835	NM	2.29	18.7	5.05	NM	
11:38	13.2	100	1	18.46	6.36	0.833	NM	1.98	-2.6	2.01	NM	
11:43	13.2	100	1.25	18.48	6.46	0.83	NM	1.76	-68.8	1.98	NM	
11:48	13.2	100	1.5	18.5	6.51	0.827	NM	1.61	-84.2	1.77	NM	
11:53	13.2	100	1.75	18.41	6.56	0.823	NM	1.39	-97.2	1.55	NM	
11:58	13.21	100	2	18.43	6.55	0.821	NM	1.25	-118.2	1.21	NM	
12:03	13.21	100	2.25	18.61	6.68	0.819	NM	1.14	-129.1	1.18	NM	
12:08	13.2	100	2.5	18.39	6.64	0.818	NM	1.04	-135.9	1.12	NM	
12:13	13.2	100	3	18.4	6.67	0.814	NM	0.98	-138.2	1.1	NM	

Sample ID(s):	**Additional Comments**	**SAMPLER NAME AND SIGNATURE**	**Date Time**
DUP-1-WG-20230912,MW-32S-WG-20230912		Chris radovic 	09/13/2023 01:28
Analysis:			

Low Flow Groundwater Sampling Field Data Form

Well ID: MW-40D
Well Permit No:

Date: 2023/09/14
51 degrees f, Sunny

Site ID SCHNEIDERE-PERU	**Purge Method / Pump Intake Depth** Low_Flow / 20 (ft)	**Reference Elevation** 647.207 (ft)
Site Address 252 North Tippecanoe Street, Peru, US-IN	**Purge Equipment** Peristaltic pump	**Depth to Water / Free Product** 12.81 (ft) / None
Project Number 0698955	**Sample Equipment** Peristaltic pump	**Total Well Depth** 22.86 (ft)
Project Name EISB-Month 3-GWMonitor	**Average Purge Rate** 100 (mL/min)	**Well Diameter / Well Screen Interval** 2 (in) / 17.5 - 22.5 ()
Sampler christopher radovic	**Volume of Water in Well / Total Volume Purged** 1.64 (gal) / 1.75 (gal)	**Well Construction**

Well Head Vapor Measurements
PID: NA; FID: NA; CO: NA; CO2: NA; O2: NA; CH4: NA; H2S: NA

Time	DTW (ft)	Flow Rate (mL/min)	Purge Volume (gal)	Temperature (C) ±3%	pH ±0.1pH units	Specific Conductivity (mS/cm) ±3%	Total Conductivity (mS/cm) ±3%	Dissolved Oxygen (mg/L) ±10%	ORP (mV) ±10 mV	Turbidity (NTU) ±10%	Total Dissolved Solids(ppm) ±10%	Comments
09:20	12.97	100	0	15.19	7.05	0.723	NM	4.23	62.2	15.1	NM	
09:25	12.98	100	0.25	15.07	6.54	0.675	NM	2.33	20.3	10.4	NM	
09:30	12.98	100	0.5	15.04	6.58	0.623	NM	1.65	3.1	9.15	NM	
09:35	12.98	100	0.75	15.07	6.76	0.577	NM	1.35	-44.3	6.2	NM	
09:40	12.98	100	1	15.08	6.82	0.547	NM	1.19	-65.5	5.08	NM	
09:45	12.98	100	1.25	15.07	6.87	0.533	NM	1.11	-67.9	4.45	NM	
09:50	12.98	100	1.5	15.02	6.89	0.524	NM	1.08	-72.2	4.76	NM	
09:55	12.98	100	1.75	15.04	6.89	0.521	NM	1.06	-76.6	4.66	NM	

Sample ID(s): MW-40D-WG-20230914	**Additional Comments**	**SAMPLER NAME AND SIGNATURE**	**Date Time**
Analysis:		Chris radovic 	09/14/2023 22:18

Low Flow Groundwater Sampling Field Data Form

Well ID: MW-45D
Well Permit No:

Date: 2023/09/14
66 degrees f, Sunny

Site ID SCHNEIDERE-PERU	**Purge Method / Pump Intake Depth** Low_Flow / 18 (ft)	**Reference Elevation** 644.981 (ft)
Site Address 252 North Tippecanoe Street, Peru, US-IN	**Purge Equipment** Peristaltic pump	**Depth to Water / Free Product** 11.06 (ft) / None
Project Number 0698955	**Sample Equipment** Peristaltic pump	**Total Well Depth** 21.05 (ft)
Project Name EISB-Month 3-GWMonitor	**Average Purge Rate** 100 (mL/min)	**Well Diameter / Well Screen Interval** 2 (in) / 16.5 - 21.5 (ft)
Sampler christopher radovic	**Volume of Water in Well / Total Volume Purged** 1.63 (gal) / 2.25 (gal)	**Well Construction**

Well Head Vapor Measurements
PID: NA; FID: NA; CO: NA; CO2: NA; O2: NA; CH4: NA; H2S: NA

Time	DTW (ft)	Flow Rate (mL/min)	Purge Volume (gal)	Temperature (C) ±3%	pH ±0.1pH units	Specific Conductivity (mS/cm) ±3%	Total Conductivity (mS/cm) ±3%	Dissolved Oxygen (mg/L) ±10%	ORP (mV) ±10 mV	Turbidity (NTU) ±10%	Total Dissolved Solids(ppm) ±10%	Comments
12:30	11.09	100	0	17.29	7.57	0.982	NM	15.15	-12.14	187	NM	
12:35	11.1	100	0.25	16.02	7.05	0.934	NM	1.71	-127.9	47.9	NM	
12:40	11.1	100	0.5	16.02	6.9	0.88	NM	1.1	-129.9	24.7	NM	
12:45	11.1	100	0.75	15.9	6.84	0.866	NM	0.88	-134.8	15.6	NM	
12:50	11.1	100	1	16.19	6.86	0.847	NM	0.77	-139.1	12.2	NM	
12:55	11.1	100	1.25	15.88	6.83	0.845	NM	0.71	-140.1	7.63	NM	
13:00	11.1	100	1.5	15.96	6.82	0.842	NM	0.68	-139.6	5.88	NM	
13:05	11.1	100	1.75	15.9	6.82	0.839	NM	0.67	-141.7	4.96	NM	
13:10	11.1	100	2	15.88	6.82	0.837	NM	0.66	-141.9	4.78	NM	
13:15	11.1	100	2.25	15.82	6.8	0.837	NM	0.65	-139.9	4.66	NM	

Sample ID(s):	**Additional Comments**	**SAMPLER NAME AND SIGNATURE**	**Date Time**
MW-45D-WG-20230914		Chris radovic 	09/14/2023 22:19
Analysis:			

Low Flow Groundwater Sampling Field Data Form

Well ID: MW-45S
Well Permit No:

Date: 2023/09/14
59 degrees f, Sunny

Site ID SCHNEIDERE-PERU	**Purge Method / Pump Intake Depth** Low_Flow / 13 (ft)	**Reference Elevation** 644.67 (ft)
Site Address 252 North Tippecanoe Street, Peru, US-IN	**Purge Equipment** Peristaltic pump	**Depth to Water / Free Product** 10.91 (ft) / None
Project Number 0698955	**Sample Equipment** Peristaltic pump	**Total Well Depth** 15.98 (ft)
Project Name EISB-Month 3-GWMonitor	**Average Purge Rate** 100 (mL/min)	**Well Diameter / Well Screen Interval** 2 (in) / 11.5 - 16.5 ()
Sampler christopher radovic	**Volume of Water in Well / Total Volume Purged** 0.66 (gal) / 2.25 (gal)	**Well Construction**

Well Head Vapor Measurements
PID: NA; FID: NA; CO: NA; CO2: NA; O2: NA; CH4: NA; H2S: NA

Time	DTW (ft)	Flow Rate (mL/min)	Purge Volume (gal)	Temperature (C) ±3%	pH ±0.1pH units	Specific Conductivity (mS/cm) ±3%	Total Conductivity (mS/cm) ±3%	Dissolved Oxygen (mg/L) ±10%	ORP (mV) ±10 mV	Turbidity (NTU) ±10%	Total Dissolved Solids(ppm) ±10%	Comments
10:35	10.92	100	0	15.87	6.74	0.933	NM	4.33	-94.4	38.5	NM	
10:40	10.92	100	0.25	16.03	6.73	0.938	NM	1.71	-105.6	30.1	NM	
10:45	10.92	100	0.5	16.08	6.75	0.949	NM	1.23	-116.9	22.3	NM	
10:50	10.92	100	0.75	16.32	6.71	0.947	NM	1.03	-120.3	14.5	NM	
10:55	10.92	100	1	16.32	6.7	0.949	NM	0.91	-123.8	12.5	NM	
11:00	10.92	100	1.25	16.54	6.7	0.948	NM	0.91	-130.8	8.9	NM	
11:05	10.92	100	1.5	16.57	6.68	0.95	NM	0.88	-135.5	6.28	NM	
11:10	10.92	100	1.75	16.42	6.62	0.948	NM	0.87	-128.9	5.15	NM	
11:15	10.92	100	2	16.41	6.65	0.95	NM	0.86	-133.3	4.92	NM	
11:20	10.92	100	2.25	16.41	6.65	0.949	NM	0.86	-132.1	4.86	NM	

Sample ID(s):	**Additional Comments**	**SAMPLER NAME AND SIGNATURE**	**Date Time**
MW-45S-WG-20230914		Chris radovic 	09/14/2023 22:20
Analysis:			

Low Flow Groundwater Sampling Field Data Form

Well ID: MW-12
Well Permit No:

Date: 2023/09/11
76 degrees f, Indoors

Site ID SCHNEIDERE-PERU	**Purge Method / Pump Intake Depth** Low_Flow / 20 (ft)	**Reference Elevation** 649.5 (ft)
Site Address 252 North Tippecanoe Street, Peru, US-IN	**Purge Equipment** Peristaltic pump	**Depth to Water / Free Product** 14.74 (ft) / None
Project Number 0698955	**Sample Equipment** Peristaltic pump	**Total Well Depth** 22.48 (ft)
Project Name EISB-Month 3-GWMonitor	**Average Purge Rate** 100 (mL/min)	**Well Diameter / Well Screen Interval** 1 (in) / 12.5 - 22.5 ()
Sampler christopher radovic	**Volume of Water in Well / Total Volume Purged** 1.04 (gal) / 3.75 (gal)	**Well Construction**

Well Head Vapor Measurements
PID: NA; FID: NA; CO: NA; CO2: NA; O2: NA; CH4: NA; H2S: NA

Time	DTW (ft)	Flow Rate (mL/min)	Purge Volume (gal)	Temperature (C) ±3%	pH ±0.1pH units	Specific Conductivity (mS/cm) ±3%	Total Conductivity (mS/cm) ±3%	Dissolved Oxygen (mg/L) ±10%	ORP (mV) ±10 mV	Turbidity (NTU) ±10%	Total Dissolved Solids(ppm) ±10%	Comments
13:56		100	0	20.16	6.09	0.743	NM	3.37	-148.9	12.2	NM	
14:01		100	0.24	20.26	5.79	0.718	NM	2.58	-132.2	8.11	NM	
14:06		100	0.48	20.16	6.01	0.688	NM	2.05	-139.4	6.86	NM	
14:11		100	0.96	20.14	6.17	0.683	NM	1.8	-147	7.15	NM	
14:16		100	1.2	20.13	6.31	0.681	NM	1.49	-162.2	5	NM	
14:21		100	1.44	20.12	6.38	0.689	NM	1.54	-151.1	6.02	NM	
14:26		100	1.82	20.04	6.38	0.681	NM	1.43	-143.5	5.95	NM	
14:31		100	2.22	20.07	6.42	0.679	NM	1.19	-141.7	5.46	NM	
14:36		100	2.6	20.03	6.52	0.677	NM	1.05	-154.6	5.95	NM	
14:41		100	3	20.03	6.58	0.677	NM	0.97	-160.2	5.16	NM	
14:46		100	3.25	20.04	6.65	0.676	NM	0.91	-174.4	5.02	NM	
14:51		100	3.5	20.09	6.61	0.676	NM	0.87	-176.6	4.99	NM	
14:56		100	3.75	20.1	6.67	0.676	NM	0.83	-177.5	4.87	NM	

Sample ID(s): MW-12-WG-20230911	**Additional Comments**	**SAMPLER NAME AND SIGNATURE**	**Date Time**
Analysis:		Chris radovic 	09/13/2023 01:17

Low Flow Groundwater Sampling Field Data Form

Well ID: MW-15
Well Permit No:

Date: 2023/09/11
76 degrees f, indoors

Site ID SCHNEIDERE-PERU	**Purge Method / Pump Intake Depth** Low_Flow / 20 (ft)	**Reference Elevation** 649.32 (ft)
Site Address 252 North Tippecanoe Street, Peru, US-IN	**Purge Equipment** Peristaltic pump	**Depth to Water / Free Product** 14.58 (ft) / None
Project Number 0698955	**Sample Equipment** Peristaltic pump	**Total Well Depth** 22.35 (ft)
Project Name EISB-Month 3-GWMonitor	**Average Purge Rate** 100 (mL/min)	**Well Diameter / Well Screen Interval** 2 (in) / 18 - 23 (ft)
Sampler christopher radovic	**Volume of Water in Well / Total Volume Purged** 4.16 (gal) / 1.75 (gal)	**Well Construction**

Well Head Vapor Measurements
PID: NA; FID: NA; CO: NA; CO2: NA; O2: NA; CH4: NA; H2S: NA

Time	DTW (ft)	Flow Rate (mL/min)	Purge Volume (gal)	Temperature (C) ±3%	pH ±0.1pH units	Specific Conductivity (mS/cm) ±3%	Total Conductivity (mS/cm) ±3%	Dissolved Oxygen (mg/L) ±10%	ORP (mV) ±10 mV	Turbidity (NTU) ±10%	Total Dissolved Solids(ppm) ±10%	Comments
17:13	14.61	100	0	19.79	5.13	2.095	NM	1.49	-137.9	52.1	NM	
17:18	14.61	100	0.25	19.62	5.4	1.35	NM	0.89	-161.9	32.9	NM	
17:23	14.61	100	0.5	19.53	6.04	0.712	NM	0.76	-170.5	17.1	NM	
17:28	14.61	100	0.75	19.69	6.42	0.669	NM	0.71	-167.8	14	NM	
17:33	14.62	100	1	19.69	6.69	0.69	NM	0.67	-171.5	13.6	NM	
17:38	14.61	100	1.25	19.69	6.95	0.721	NM	0.65	-184.5	11.9	NM	
17:43	14.61	100	1.5	19.7	6.96	0.736	NM	0.65	-182.8	11.5	NM	
17:48	14.61	100	1.75	19.72	7.03	0.74	NM	0.65	-188	11.6	NM	

Sample ID(s): MW-15-WG-20230911	**Additional Comments**	**SAMPLER NAME AND SIGNATURE**	**Date Time**
Analysis:		Chris radovic 	09/13/2023 01:20

Low Flow Groundwater Sampling Field Data Form

Well ID: MW-31
Well Permit No:

Date: 2023/09/11
77 degrees f, indoors

Site ID SCHNEIDERE-PERU	**Purge Method / Pump Intake Depth** Low_Flow / 25 (ft)	**Reference Elevation** 649.385 (ft)
Site Address 252 North Tippecanoe Street, Peru, US-IN	**Purge Equipment** Peristaltic pump	**Depth to Water / Free Product** 14.66 (ft) / None
Project Number 0698955	**Sample Equipment** Bailer	**Total Well Depth** 27 (ft)
Project Name EISB-Month 3-GWMonitor	**Average Purge Rate** 100 (mL/min)	**Well Diameter / Well Screen Interval** 2 (in) / 22 - 27 (ft)
Sampler christopher radovic	**Volume of Water in Well / Total Volume Purged** 6.61 (gal) / 1.5 (gal)	**Well Construction**

Well Head Vapor Measurements
PID: NA; FID: NA; CO: NA; CO2: NA; O2: NA; CH4: NA; H2S: NA

Time	DTW (ft)	Flow Rate (mL/min)	Purge Volume (gal)	Temperature (C) ±3%	pH ±0.1pH units	Specific Conductivity (mS/cm) ±3%	Total Conductivity (mS/cm) ±3%	Dissolved Oxygen (mg/L) ±10%	ORP (mV) ±10 mV	Turbidity (NTU) ±10%	Total Dissolved Solids(ppm) ±10%	Comments
16:25	14.67	100	0	21.9	7.27	0.386	NM	5.66	-95.6	45.4	NM	
16:30	14.7	100	0.25	20.6	6.78	0.719	NM	1.55	-153	44.6	NM	
16:35	14.69	100	0.5	20.58	6.7	0.714	NM	1.25	-151.1	19.5	NM	
16:40	14.67	100	0.75	20.69	6.72	0.713	NM	1.15	-153.4	13.8	NM	
16:45	14.69	100	1	20.37	6.76	0.71	NM	1.07	-159.4	7.77	NM	
16:50	14.68	100	1.25	20.31	6.76	0.708	NM	1	-164.7	7.3	NM	
16:55	14.68	100	1.5	20.26	6.76	0.708	NM	0.98	-161.3	7.21	NM	

Sample ID(s): MW-31-WG-20230911	**Additional Comments**	**SAMPLER NAME AND SIGNATURE**	**Date Time**
Analysis:		Chris radovic 	09/13/2023 01:24

Low Flow Groundwater Sampling Field Data Form

Well ID: MW-22
Well Permit No:

Date: 2023/09/11
78 degrees f, indoors

Site ID SCHNEIDERE-PERU	**Purge Method / Pump Intake Depth** Low_Flow / 20 (ft)	**Reference Elevation** 649.41 (ft)
Site Address 252 North Tippecanoe Street, Peru, US-IN	**Purge Equipment** Peristaltic pump	**Depth to Water / Free Product** 14.64 (ft) / None
Project Number 0698955	**Sample Equipment** Peristaltic pump	**Total Well Depth** 34.5 (ft)
Project Name EISB-Month 3-GWMonitor	**Average Purge Rate** 100 (mL/min)	**Well Diameter / Well Screen Interval** 2 (in) / 27.5 - 34.5 (ft)
Sampler christopher radovic	**Volume of Water in Well / Total Volume Purged** 10.63 (gal) / 2 (gal)	**Well Construction**

Well Head Vapor Measurements
PID: NA; FID: NA; CO: NA; CO2: NA; O2: NA; CH4: NA; H2S: NA

Time	DTW (ft)	Flow Rate (mL/min)	Purge Volume (gal)	Temperature (C) ±3%	pH ±0.1pH units	Specific Conductivity (mS/cm) ±3%	Total Conductivity (mS/cm) ±3%	Dissolved Oxygen (mg/L) ±10%	ORP (mV) ±10 mV	Turbidity (NTU) ±10%	Total Dissolved Solids(ppm) ±10%	Comments
15:30	15.06	100	0	20.9	7.17	0.718	NM	4.32	-132.7	13.8	NM	
15:35	15.12	100	0.12	20.47	6.91	0.756	NM	2.64	-130.4	6.49	NM	
15:40	15.19	100	0.25	20.13	6.9	0.83	NM	1.96	-150.7	2.25	NM	
15:45	15.26	100	0.5	19.87	6.94	0.833	NM	1.67	-166.9	1.87	NM	
15:50	15.27	100	0.75	19.61	7.08	0.84	NM	1.51	-177.8	1.47	NM	
15:55	15.28	100	1	19.52	7.16	0.841	NM	1.38	-184.4	1.36	NM	
16:00	15.27	100	1.3	19.44	7.25	0.842	NM	1.25	-191	1.38	NM	
16:05	15.22	100	1.7	19.46	7.26	0.841	NM	1.16	-197.4	1.44	NM	
16:10	15.18	100	2	19.45	7.29	0.841	NM	1.12	-197.3	1.42	NM	

Sample ID(s):	**Additional Comments**	**SAMPLER NAME AND SIGNATURE**	**Date Time**
MW-22-WG-20230911		Chris radovic 	09/13/2023 01:22
Analysis:			

Low Flow Groundwater Sampling Field Data Form

Well ID: MW-35S
Well Permit No:

Date: 2023/09/12
70 degrees f, Sunny

Site ID SCHNEIDERE-PERU	**Purge Method / Pump Intake Depth** Low_Flow / 15 (ft)	**Reference Elevation** 646.542 (ft)
Site Address 252 North Tippecanoe Street, Peru, US-IN	**Purge Equipment** Peristaltic pump	**Depth to Water / Free Product** 12.64 (ft) / None
Project Number 0698955	**Sample Equipment** Peristaltic pump	**Total Well Depth** 16.78 (ft)
Project Name EISB-Month 3-GWMonitor	**Average Purge Rate** 100 (mL/min)	**Well Diameter / Well Screen Interval** 2 (in) / 12.5 - 17.5 (ft)
Sampler christopher radovic	**Volume of Water in Well / Total Volume Purged** 0.68 (gal) / 1.75 (gal)	**Well Construction**

Well Head Vapor Measurements
PID: NA; FID: NA; CO: NA; CO2: NA; O2: NA; CH4: NA; H2S: NA

Time	DTW (ft)	Flow Rate (mL/min)	Purge Volume (gal)	Temperature (C) ±3%	pH ±0.1pH units	Specific Conductivity (mS/cm) ±3%	Total Conductivity (mS/cm) ±3%	Dissolved Oxygen (mg/L) ±10%	ORP (mV) ±10 mV	Turbidity (NTU) ±10%	Total Dissolved Solids(ppm) ±10%	Comments
14:15	12.75	100	0	17.34	7.13	0.711	NM	4.39	-142.9	19.1	NM	
14:20	12.77	100	0.25	17.08	6.71	0.708	NM	3.01	-138.1	11.9	NM	
14:25	12.76	100	0.5	17.2	6.66	0.705	NM	2.14	-144.4	9.19	NM	
14:30	12.76	100	0.75	17.15	6.66	0.701	NM	1.59	-149.1	6.21	NM	
14:35	12.77	100	1	16.94	6.63	0.698	NM	1.18	-151.4	4.88	NM	
14:40	12.77	100	1.25	16.94	6.63	0.694	NM	1.16	-152.1	4.29	NM	
14:45	12.77	100	1.5	16.92	6.66	0.693	NM	1.16	-155.8	4.42	NM	
14:50	12.77	100	1.75	16.94	6.64	0.693	NM	1.15	-157.7	4.28	NM	

Sample ID(s): MW-35S-WG-20230912	**Additional Comments**	**SAMPLER NAME AND SIGNATURE**	**Date Time**
Analysis:		Chris radovic 	09/13/2023 01:29

Low Flow Groundwater Sampling Field Data Form

Well ID: MW-32D
Well Permit No:

Date: 2023/09/12
67 degrees f, overcast

Site ID SCHNEIDERE-PERU	**Purge Method / Pump Intake Depth** Low_Flow / 20 (ft)	**Reference Elevation** 647.386 (ft)
Site Address 252 North Tippecanoe Street, Peru, US-IN	**Purge Equipment** Peristaltic pump	**Depth to Water / Free Product** 13.26 (ft) / None
Project Number 0698955	**Sample Equipment** Peristaltic pump	**Total Well Depth** 24.4 (ft)
Project Name EISB-Month 3-GWMonitor	**Average Purge Rate** 100 (mL/min)	**Well Diameter / Well Screen Interval** 2 (in) / 19.5 - 24.5 (ft)
Sampler christopher radovic	**Volume of Water in Well / Total Volume Purged** 1.82 (gal) / 1.75 (gal)	**Well Construction**

Well Head Vapor Measurements
PID: NA; FID: NA; CO: NA; CO2: NA; O2: NA; CH4: NA; H2S: NA

Time	DTW (ft)	Flow Rate (mL/min)	Purge Volume (gal)	Temperature (C) ±3%	pH ±0.1pH units	Specific Conductivity (mS/cm) ±3%	Total Conductivity (mS/cm) ±3%	Dissolved Oxygen (mg/L) ±10%	ORP (mV) ±10 mV	Turbidity (NTU) ±10%	Total Dissolved Solids(ppm) ±10%	Comments
12:45	13.31	100	0	18.46	6.97	1.025	NM	2.81	-145.6	9.08	NM	
12:50	13.38	100	0.5	17.88	6.45	1.032	NM	1.12	-134.2	8.87	NM	
12:55	13.37	100	0.75	17.43	6.43	1.037	NM	0.92	-137.8	6.98	NM	
13:00	13.36	100	1	16.91	6.4	1.046	NM	0.83	-141.8	4.88	NM	
13:05	13.36	100	1.25	16.84	6.44	1.047	NM	0.78	-152.2	4.32	NM	
13:10	13.36	100	1.5	16.78	6.47	1.051	NM	0.78	-156.4	3.98	NM	
13:15	13.37	100	1.75	16.74	6.47	1.057	NM	0.76	-158.8	3.92	NM	

Sample ID(s):	**Additional Comments**	**SAMPLER NAME AND SIGNATURE**	**Date Time**
MW-32D-WG-20230912		Chris radovic 	09/13/2023 01:26
Analysis:			

Low Flow Groundwater Sampling Field Data Form

Well ID: MW-35D
Well Permit No:

Date: 2023/09/12
71 degrees f, overcast

Site ID SCHNEIDERE-PERU	**Purge Method / Pump Intake Depth** Low_Flow / 19 (ft)	**Reference Elevation** 646.248 (ft)
Site Address 252 North Tippecanoe Street, Peru, US-IN	**Purge Equipment** Peristaltic pump	**Depth to Water / Free Product** 12.46 (ft) / None
Project Number 0698955	**Sample Equipment** Peristaltic pump	**Total Well Depth** 21.56 (ft)
Project Name EISB-Month 3-GWMonitor	**Average Purge Rate** 100 (mL/min)	**Well Diameter / Well Screen Interval** 2 (in) / 16.5 - 21.5 ()
Sampler christopher radovic	**Volume of Water in Well / Total Volume Purged** 1.49 (gal) / 1.75 (gal)	**Well Construction**

Well Head Vapor Measurements
PID: NA; FID: NA; CO: NA; CO2: NA; O2: NA; CH4: NA; H2S: NA

Time	DTW (ft)	Flow Rate (mL/min)	Purge Volume (gal)	Temperature (C) ±3%	pH ±0.1pH units	Specific Conductivity (mS/cm) ±3%	Total Conductivity (mS/cm) ±3%	Dissolved Oxygen (mg/L) ±10%	ORP (mV) ±10 mV	Turbidity (NTU) ±10%	Total Dissolved Solids(ppm) ±10%	Comments
15:35	12.48	100	0	16.91	7.65	0.72	NM	8.11	-136.6	22.91	NM	
15:40	12.47	100	0.25	16.94	6.91	0.718	NM	3.11	-129.4	12.18	NM	
15:45	12.48	100	0.5	17.44	6.72	0.722	NM	1.94	-125	9.08	NM	
15:50	12.48	100	0.75	16.66	6.6	0.726	NM	1.28	-131.4	6.12	NM	
15:55	12.48	100	1	16.59	6.6	0.726	NM	0.98	-139.2	3.79	NM	
16:00	12.48	100	1.25	16.61	6.67	0.731	NM	0.93	-146.8	2.82	NM	
16:05	12.48	100	1.5	16.68	6.68	0.732	NM	0.94	-147.7	2.66	NM	
16:10	12.48	100	1.75	16.71	6.69	0.731	NM	0.94	-149	2.48	NM	

Sample ID(s): MW-35D-WG-20230912	**Additional Comments**	**SAMPLER NAME AND SIGNATURE**	**Date Time**
Analysis:		Chris radovic 	09/13/2023 01:28

Low Flow Groundwater Sampling Field Data Form

Well ID: MW-40S
Well Permit No:

Date: 2023/09/13
70 degrees f, overcast

Site ID SCHNEIDERE-PERU	**Purge Method / Pump Intake Depth** Low_Flow / 16 (ft)	**Reference Elevation** 647.298 (ft)
Site Address 252 North Tippecanoe Street, Peru, US-IN	**Purge Equipment** Peristaltic pump	**Depth to Water / Free Product** 12.86 (ft) / None
Project Number 0698955	**Sample Equipment** Peristaltic pump	**Total Well Depth** 17.56 (ft)
Project Name EISB-Month 3-GWMonitor	**Average Purge Rate** 100 (mL/min)	**Well Diameter / Well Screen Interval** 2 (in) / 12.5 - 17.5 ()
Sampler christopher radovic	**Volume of Water in Well / Total Volume Purged** 0.77 (gal) / 3.5 (gal)	**Well Construction**

Well Head Vapor Measurements
PID: NA; FID: NA; CO: NA; CO2: NA; O2: NA; CH4: NA; H2S: NA

Time	DTW (ft)	Flow Rate (mL/min)	Purge Volume (gal)	Temperature (C) ±3%	pH ±0.1pH units	Specific Conductivity (mS/cm) ±3%	Total Conductivity (mS/cm) ±3%	Dissolved Oxygen (mg/L) ±10%	ORP (mV) ±10 mV	Turbidity (NTU) ±10%	Total Dissolved Solids(ppm) ±10%	Comments
15:20	12.92	100	0	16.81	7.68	0.436	NM	7.11	-102.1	869	NM	
15:25	12.93	100	0.25	16.34	7.14	0.447	NM	1.6	-121.2	664	NM	
15:30	12.92	100	0.5	16.38	7.03	0.445	NM	1.13	-118	392	NM	
15:35	12.92	100	0.75	16.33	7.12	0.446	NM	0.9	-123.2	226	NM	
15:40	12.92	100	1	16.26	7.17	0.448	NM	0.82	-132.2	138	NM	
15:45	12.92	100	1.25	16.25	7.18	0.448	NM	0.9	-140.2	75.1	NM	
15:50	12.92	100	1.5	16.18	7.19	0.449	NM	0.99	-142.1	43.1	NM	
15:55	12.92	100	1.75	16.04	7.13	0.45	NM	0.96	-141.2	27.1	NM	
16:00	12.93	100	2	16.02	7.12	0.449	NM	0.9	-140.9	19.3	NM	
16:05	12.92	100	2.25	15.99	7.15	0.449	NM	0.82	-144	14.3	NM	
16:10	12.92	100	2.5	16.01	7.15	0.449	NM	0.8	-142.9	10.2	NM	
16:15	12.92	100	2.75	15.99	7.11	0.449	NM	0.78	-141.1	8.22	NM	
16:20	12.92	100	3	15.97	7.09	0.448	NM	0.75	-140.9	6.83	NM	
16:25	12.92	100	3.25	15.94	7.1	0.448	NM	0.73	-142.1	7.41	NM	
16:30	12.92	100	3.5	15.97	7.11	0.448	NM	0.72	-132.5	7.56	NM	

Sample ID(s): MW-40S-WG-20230913	**Additional Comments**	**SAMPLER NAME AND SIGNATURE**	**Date Time**
Analysis:		Chris radovic 	09/13/2023 22:08

Low Flow Groundwater Sampling Field Data Form

Well ID: MW-39S
Well Permit No:

Date: 2023/09/13
53 degrees f, Sunny

Site ID SCHNEIDERE-PERU	**Purge Method / Pump Intake Depth** Low_Flow / 16 (ft)	**Reference Elevation** 647.904 (ft)
Site Address 252 North Tippecanoe Street, Peru, US-IN	**Purge Equipment** Peristaltic pump	**Depth to Water / Free Product** 13.6 (ft) / None
Project Number 0698955	**Sample Equipment** Peristaltic pump	**Total Well Depth** 18.34 (ft)
Project Name EISB-Month 3-GWMonitor	**Average Purge Rate** 100 (mL/min)	**Well Diameter / Well Screen Interval** 2 (in) / 13 - 18 ()
Sampler christopher radovic	**Volume of Water in Well / Total Volume Purged** 0.77 (gal) / 2.25 (gal)	**Well Construction**

Well Head Vapor Measurements
PID: NA; FID: NA; CO: NA; CO2: NA; O2: NA; CH4: NA; H2S: NA

Time	DTW (ft)	Flow Rate (mL/min)	Purge Volume (gal)	Temperature (C) ±3%	pH ±0.1pH units	Specific Conductivity (mS/cm) ±3%	Total Conductivity (mS/cm) ±3%	Dissolved Oxygen (mg/L) ±10%	ORP (mV) ±10 mV	Turbidity (NTU) ±10%	Total Dissolved Solids(ppm) ±10%	Comments
09:35	13.69	100	0	17.71	6.66	0.913	NM	21.09	12.2	34.8	NM	
09:40	13.71	100	0.25	17.48	6.48	0.687	NM	2.55	-11.3	16.3	NM	
09:45	13.73	100	0.5	17.46	6.61	0.67	NM	2.12	-29.7	11.7	NM	
09:50	13.74	100	0.75	17.46	6.76	0.633	NM	1.89	-98.8	12.2	NM	
09:55	13.75	100	1	17.54	6.81	0.656	NM	1.71	-113.1	7.97	NM	
10:00	13.76	100	1.25	17.51	6.86	0.653	NM	1.62	-121.7	6.26	NM	
10:05	13.77	100	1.5	17.53	6.92	0.649	NM	1.49	-138.8	4.82	NM	
10:10	13.78	100	1.75	17.51	6.94	0.646	NM	1.4	-143.8	3.88	NM	
10:15	13.78	100	2	17.52	6.97	0.642	NM	1.3	-145.9	3.76	NM	
10:20	13.78	100	2.25	17.5	6.96	0.641	NM	1.29	-146.9	3.52	NM	

Sample ID(s): MW-39S-WG-20230913	**Additional Comments**	**SAMPLER NAME AND SIGNATURE**	**Date Time**
Analysis:		Chris radovic 	09/13/2023 22:06

Low Flow Groundwater Sampling Field Data Form

Well ID: MW-39D
Well Permit No:

Date: 2023/09/13
58 degrees f, Sunny

Site ID SCHNEIDERE-PERU	**Purge Method / Pump Intake Depth** Low_Flow / 20 (ft)	**Reference Elevation** 647.906 (ft)
Site Address 252 North Tippecanoe Street, Peru, US-IN	**Purge Equipment** Peristaltic pump	**Depth to Water / Free Product** 13.32 (ft) / None
Project Number 0698955	**Sample Equipment** Peristaltic pump	**Total Well Depth** 22.85 (ft)
Project Name EISB-Month 3-GWMonitor	**Average Purge Rate** 100 (mL/min)	**Well Diameter / Well Screen Interval** 2 (in) / 18 - 23 ()
Sampler christopher radovic	**Volume of Water in Well / Total Volume Purged** 1.56 (gal) / 1.75 (gal)	**Well Construction**

Well Head Vapor Measurements
PID: NA; FID: NA; CO: NA; CO2: NA; O2: NA; CH4: NA; H2S: NA

Time	DTW (ft)	Flow Rate (mL/min)	Purge Volume (gal)	Temperature (C) ±3%	pH ±0.1pH units	Specific Conductivity (mS/cm) ±3%	Total Conductivity (mS/cm) ±3%	Dissolved Oxygen (mg/L) ±10%	ORP (mV) ±10 mV	Turbidity (NTU) ±10%	Total Dissolved Solids(ppm) ±10%	Comments
11:10	13.39	100	0	17.98	7.02	0.59	NM	17.79	-120.1	44.92	NM	
11:15	13.37	100	0.25	17.79	7.03	0.584	NM	2.71	-136.4	36.68	NM	
11:20	13.36	100	0.5	17.96	7.15	0.573	NM	1.37	-149.2	22.4	NM	
11:25	13.36	100	0.75	18.06	7.2	0.569	NM	0.97	-156.9	13.12	NM	
11:30	13.36	100	1	18	7.21	0.564	NM	0.83	-160.1	6.67	NM	
11:35	13.36	100	1.25	18.04	7.21	0.559	NM	0.81	-161.4	4.42	NM	
11:40	13.37	100	1.5	18.07	7.22	0.557	NM	0.84	-163.5	4.18	NM	
11:45	13.37	100	1.75	18.08	7.21	0.556	NM	0.85	-163.9	3.99	NM	

Sample ID(s): DUP-2-WG-20230913,MW-39D-WG-20230913	**Additional Comments**	**SAMPLER NAME AND SIGNATURE**	**Date Time**
Analysis:		Chris radovic 	09/13/2023 22:05

Low Flow Groundwater Sampling Field Data Form

Well ID: MW-38D
Well Permit No:

Date: 2023/09/13
68 degrees f, overcast

Site ID SCHNEIDERE-PERU	**Purge Method / Pump Intake Depth** Low_Flow / 19 (ft)	**Reference Elevation** 646.957 (ft)
Site Address 252 North Tippecanoe Street, Peru, US-IN	**Purge Equipment** Peristaltic pump	**Depth to Water / Free Product** 12.48 (ft) / None
Project Number 0698955	**Sample Equipment** Peristaltic pump	**Total Well Depth** 21.39 (ft)
Project Name EISB-Month 3-GWMonitor	**Average Purge Rate** 100 (mL/min)	**Well Diameter / Well Screen Interval** 2 (in) / 16.5 - 21.5 (ft)
Sampler christopher radovic	**Volume of Water in Well / Total Volume Purged** 1.45 (gal) / 1 (gal)	**Well Construction**

Well Head Vapor Measurements
PID: NA; FID: NA; CO: NA; CO2: NA; O2: NA; CH4: NA; H2S: NA

Time	DTW (ft)	Flow Rate (mL/min)	Purge Volume (gal)	Temperature (C) ±3%	pH ±0.1pH units	Specific Conductivity (mS/cm) ±3%	Total Conductivity (mS/cm) ±3%	Dissolved Oxygen (mg/L) ±10%	ORP (mV) ±10 mV	Turbidity (NTU) ±10%	Total Dissolved Solids(ppm) ±10%	Comments
13:25	12.51	100	0	18.45	7.65	0.865	NM	4.32	-154.9	129	NM	
13:30	12.52	100	0.25	18.49	6.96	0.858	NM	1.99	-152.2	77.9	NM	
13:35	12.52	100	0.5	18.74	6.88	0.838	NM	1.33	-164.5	62.1	NM	
13:40	12.52	100	0.75	18.36	6.9	0.83	NM	1.07	-168.1	44.6	NM	
13:45	12.52	100	1	18.47	6.9	0.836	NM	0.97	-159	52.2	NM	
13:50	12.52	100	1.25	18.41	6.9	0.842	NM	0.95	-161.8	45	NM	
13:55	12.53	100	1.5	18.51	6.92	0.845	NM	0.98	-151.1	39.4	NM	
14:00	12.52	100	1.75	18.33	6.92	0.841	NM	1	-160.9	34.6	NM	
14:05	12.51	100	2	18.23	6.96	0.838	NM	0.99	-160.1	29.5	NM	
14:10	12.51	100	2.25	18.15	6.92	0.838	NM	0.99	-160.3	23.4	NM	
14:15	12.51	100	2.5	17.72	6.88	0.835	NM	0.96	-160.9	26.3	NM	
14:20	12.51	100	2.75	17.85	6.88	0.833	NM	0.94	-162.5	21.3	NM	
14:25	12.51	100	3	17.88	6.9	0.833	NM	0.94	-165.1	18.6	NM	
14:30	12.52	100	3.25	17.86	6.93	0.833	NM	0.93	-166	19.3	NM	
14:35	12.51	100	3.5	17.91	6.95	0.834	NM	0.92	-168.1	19.4	NM	

Sample ID(s): MW-38D-WG-20230913	**Additional Comments**	**SAMPLER NAME AND SIGNATURE**	**Date Time**
Analysis:		Chris radovic 	09/13/2023 22:04

Low Flow Groundwater Sampling Field Data Form

Well ID: ASMP-2-D
Well Permit No:

Date: 2023/09/14
Sunny, 70s

Site ID SCHNEIDERE-PERU	**Purge Method / Pump Intake Depth** Low_Flow / 19 (ft)	**Reference Elevation** 649.37 (ft)
Site Address 252 North Tippecanoe Street, Peru, US-IN	**Purge Equipment** Peristaltic pump	**Depth to Water / Free Product** 14.61 (ft) / None
Project Number 0698955	**Sample Equipment** Peristaltic pump	**Total Well Depth** 20.8 (ft)
Project Name EISB-Month 3-GWMonitor	**Average Purge Rate** 259.9 (mL/min)	**Well Diameter / Well Screen Interval** 1 (in) / 20.5 - 21.5 ()
Sampler Aaron Seals	**Volume of Water in Well / Total Volume Purged** 0.25 (gal) / 0.8 (gal)	**Well Construction** PVC

Well Head Vapor Measurements
PID: NA; FID: NA; CO: NA; CO2: NA; O2: NA; CH4: NA; H2S: NA

Time	DTW (ft)	Flow Rate (mL/min)	Purge Volume (gal)	Temperature (C) ±3%	pH ±0.1pH units	Specific Conductivity (mS/cm) ±3%	Total Conductivity (NA)	Dissolved Oxygen (mg/L) ±10%	ORP (mV) ±10 mV	Turbidity (NTU) ±10%	Total Dissolved Solids(NA)	Comments
15:23	14.69		0.1	24.81	7.46	0.557	NM	2.16	69	17	NM	
15:28	14.7	297	0.5	25.35	7.51	0.63	NM	0	62	84.3	NM	
15:33	14.7	222.7	0.8	25.3	7.5	0.637	NM	0.44	36	39.2	NM	
15:38	14.7	178.8	1.05	25.12	7.4	0.646	NM	0.68	23	24.9	NM	
15:43	14.71	222.7	1.35	24.98	7.1	0.645	NM	0.85	18	18	NM	
15:48	14.7	161.4	1.55	24.84	7	0.647	NM	0.89	14	18.2	NM	
15:53	14.7	231.8	1.85	24.73	7.01	0.647	NM	0.92	4	13.2	NM	
15:58	14.7	154.5	2.05	24.62	6.98	0.649	NM	0.9	3	12	NM	
16:03	14.69	270.4	2.4	24.5	6.95	0.648	NM	0.94	0	12.1	NM	

Sample ID(s):	**Additional Comments**	**SAMPLER NAME AND SIGNATURE**	**Date Time**
ASMP-2-D-20230914	Well inaccessible on 9/11/2023, sampling commenced on 9/14/2023		09/14/2023 20:15
Analysis:			

Low Flow Groundwater Sampling Field Data Form

Well ID: MW-33
Well Permit No:

Date: 2023/09/14
Partly cloudy, 70s

Site ID SCHNEIDERE-PERU	**Purge Method / Pump Intake Depth** Low_Flow / 16 (ft)	**Reference Elevation** 647.088 (ft)
Site Address 252 North Tippecanoe Street, Peru, US-IN	**Purge Equipment** Peristaltic pump	**Depth to Water / Free Product** 12.47 (ft) / None
Project Number 0698955	**Sample Equipment** Peristaltic pump	**Total Well Depth** 18 (ft)
Project Name EISB-Month 3-GWMonitor	**Average Purge Rate** 255.9 (mL/min)	**Well Diameter / Well Screen Interval** 2 (in) / 14 - 19 (ft)
Sampler Aaron Seals	**Volume of Water in Well / Total Volume Purged** 0.9 (gal) / 1.75 (gal)	**Well Construction** PVC

Well Head Vapor Measurements
PID: NA; FID: NA; CO: NA; CO2: NA; O2: NA; CH4: NA; H2S: NA

Time	DTW (ft)	Flow Rate (mL/min)	Purge Volume (gal)	Temperature (C) ±3%	pH ±0.1pH units	Specific Conductivity (mS/cm) ±3%	Total Conductivity (NA)	Dissolved Oxygen (mg/L) ±10%	ORP (mV) ±10 mV	Turbidity (NTU) ±10%	Total Dissolved Solids(NA)	Comments
12:25	12.48		0.1	23.41	8.11	0.485	NM	4.7	-58	20.2	NM	
12:30	12.49	282.5	0.45	24.22	7.55	0.468	NM	2.17	-56	8.46	NM	
12:35	12.5	270.4	0.8	23.73	7.42	0.476	NM	0	-51	5.17	NM	
12:40	12.5	270.4	1.15	23.09	7.35	0.482	NM	0	-49	3.28	NM	
12:45	12.49	270.4	1.5	22.62	7.31	0.488	NM	0	-49	3.54	NM	
12:50	12.5	185.6	1.75	22.27	7.29	0.492	NM	0	-48	1.75	NM	

Sample ID(s):	**Additional Comments**	**SAMPLER NAME AND SIGNATURE**	**Date Time**
MW-33-20230914	0.0 D.O. readings were recorded due to a probe malfunction. Well stabilization criteria were met in accordance with IDEM guidance. BK 11/28/23	Aaron S.	09/14/2023 17:03
Analysis:			

Low Flow Groundwater Sampling Field Data Form

Well ID: MW-34D
Well Permit No:

Date: 2023/09/12
Mostly cloudy, 70s

Site ID SCHNEIDERE-PERU	**Purge Method / Pump Intake Depth** Low_Flow / 23 (ft)	**Reference Elevation** 645.354 (ft)
Site Address 252 North Tippecanoe Street, Peru, US-IN	**Purge Equipment** Peristaltic pump	**Depth to Water / Free Product** (ft) / None
Project Number 0698955	**Sample Equipment** Peristaltic pump	**Total Well Depth** 25.2 (ft)
Project Name EISB-Month 3-GWMonitor	**Average Purge Rate** 248.7 (mL/min)	**Well Diameter / Well Screen Interval** 2 (in) / 23 - 28 ()
Sampler Aaron Seals	**Volume of Water in Well / Total Volume Purged** () / 4.45 (gal)	**Well Construction** PVC

Well Head Vapor Measurements
PID: NA; FID: NA; CO: NA; CO2: NA; O2: NA; CH4: NA; H2S: NA

Time	DTW (ft)	Flow Rate (mL/min)	Purge Volume (gal)	Temperature (C) ±3%	pH ±0.1pH units	Specific Conductivity (mS/cm) ±3%	Total Conductivity (NA)	Dissolved Oxygen (mg/L) ±10%	ORP (mV) ±10 mV	Turbidity (NTU) ±10%	Total Dissolved Solids(NA)	Comments
14:53	11.76		0.2	20.89	7.83	0.658	NM	3.56	-182	14.4	NM	
14:58	12.03	222.7	0.5	21.65	7.67	0.641	NM	0.21	-155	11.9	NM	
15:03	12.11	242.1	0.8	21.82	7.64	0.63	NM	0	-151	11	NM	
15:08	12.19	231.8	1.1	21.72	7.63	0.628	NM	0.15	-151	10.3	NM	
15:13	12.2	270.4	1.45	21.61	7.64	0.627	NM	0.32	-151	9.41	NM	
15:18	12.22	231.8	1.75	21.46	7.64	0.628	NM	0.41	-150	8.76	NM	
15:23	12.24	222.7	2.05	21.32	7.59	0.634	NM	0.45	-142	8.41	NM	
15:28	12.26	297	2.45	21.18	7.53	0.643	NM	0.42	-136	8.16	NM	
15:33	12.15	259.8	2.8	21.1	7.51	0.645	NM	0.29	-133	8.28	NM	
15:38	12.2	250.4	3.15	21.02	7.49	0.647	NM	0.22	-132	8.66	NM	
15:43	12.2	259.8	3.5	20.96	7.49	0.649	NM	0.17	-132	9.03	NM	
15:48	12.2	242.1	3.8	20.98	7.48	0.649	NM	0.13	-131	8.6	NM	
15:53	12.21	231.8	4.1	20.99	7.49	0.65	NM	0.13	-132	8.47	NM	
15:58	12.22	270.4	4.45	21	7.49	0.65	NM	0.14	-132	9.1	NM	

Sample ID(s): MW-34D-20230912	**Additional Comments**	**SAMPLER NAME AND SIGNATURE**	**Date Time**
Analysis:		Aaron S. 	09/12/2023 20:09

Low Flow Groundwater Sampling Field Data Form

Well ID: MW-34S
Well Permit No:

Date: 2023/09/12
Partly cloudy, 70s

Site ID SCHNEIDERE-PERU	**Purge Method / Pump Intake Depth** Low_Flow / 15 (ft)	**Reference Elevation** 645.377 (ft)
Site Address 252 North Tippecanoe Street, Peru, US-IN	**Purge Equipment** Peristaltic pump	**Depth to Water / Free Product** (ft) / None
Project Number 0698955	**Sample Equipment** Peristaltic pump	**Total Well Depth** 16.6 (ft)
Project Name EISB-Month 3-GWMonitor	**Average Purge Rate** 227.4 (mL/min)	**Well Diameter / Well Screen Interval** (in) / 12 - 17 ()
Sampler Aaron Seals	**Volume of Water in Well / Total Volume Purged** () / 2.9 (gal)	**Well Construction** PVC

Well Head Vapor Measurements
PID: NA; FID: NA; CO: NA; CO2: NA; O2: NA; CH4: NA; H2S: NA

Time	DTW (ft)	Flow Rate (mL/min)	Purge Volume (gal)	Temperature (C) ±3%	pH ±0.1pH units	Specific Conductivity (mS/cm) ±3%	Total Conductivity (NA)	Dissolved Oxygen (mg/L) ±10%	ORP (mV) ±10 mV	Turbidity (NTU) ±10%	Total Dissolved Solids(NA)	Comments
13:42	10.84		0.2	21.34	7.83	0.543	NM	1.53	-169	20.9	NM	
13:47	10.85	154.5	0.4	22.06	7.82	0.47	NM	0.1	-160	12.8	NM	
13:52	10.85	270.4	0.75	22.19	7.78	0.411	NM	0	-129	10.4	NM	
13:57	10.85	193.2	1	22.12	7.78	0.396	NM	0	-112	8.19	NM	
14:02	10.85	185.6	1.25	22	7.81	0.387	NM	0	-99	7.99	NM	
14:07	10.85	259.8	1.6	21.91	7.82	0.384	NM	0	-90	6.6	NM	
14:12		297	2	21.83	7.83	0.381	NM	0	-80	6.9	NM	
14:17	10.85	214.6	2.3	21.76	7.87	0.377	NM	0	-76	8.08	NM	
14:22	10.85	148.5	2.5	21.73	7.87	0.374	NM	0	-71	7.55	NM	
14:27	10.85	322.8	2.9	21.73	7.88	0.372	NM	0	-68	8.14	NM	

Sample ID(s):	**Additional Comments**	**SAMPLER NAME AND SIGNATURE**	**Date Time**
MW-34S-20230912	0.0 D.O. readings were recorded due to a probe malfunction. Well stabilization criteria were met in accordance with IDEM guidance. BK 11/28/23	Aaron S. 	09/12/2023 18:43
Analysis:			

Low Flow Groundwater Sampling Field Data Form

Well ID: MW-36D
Well Permit No:

Date: 2023/09/14
Sunny, 60s-70s

Site ID SCHNEIDERE-PERU	**Purge Method / Pump Intake Depth** Low_Flow / 20 (ft)	**Reference Elevation** 646.15 (ft)
Site Address 252 North Tippecanoe Street, Peru, US-IN	**Purge Equipment** Peristaltic pump	**Depth to Water / Free Product** 12.15 (ft) / None
Project Number 0698955	**Sample Equipment** Peristaltic pump	**Total Well Depth** 22 (ft)
Project Name EISB-Month 3-GWMonitor	**Average Purge Rate** 262.3 (mL/min)	**Well Diameter / Well Screen Interval** 2 (in) / 17.5 - 22.5 (ft)
Sampler Aaron Seals	**Volume of Water in Well / Total Volume Purged** 1.61 (gal) / 1.95 (gal)	**Well Construction** PVC

Well Head Vapor Measurements
PID: NA; FID: NA; CO: NA; CO2: NA; O2: NA; CH4: NA; H2S: NA

Time	DTW (ft)	Flow Rate (mL/min)	Purge Volume (gal)	Temperature (C) ±3%	pH ±0.1pH units	Specific Conductivity (mS/cm) ±3%	Total Conductivity (NA)	Dissolved Oxygen (mg/L) ±10%	ORP (mV) ±10 mV	Turbidity (NTU) ±10%	Total Dissolved Solids(NA)	Comments
11:08	12.21		0.25	23.04	7.46	0.758	NM	3.43	-102	125	NM	
11:13	12.21	297	0.65	23.54	7.51	0.701	NM	0	-107	19	NM	
11:18	12.21	242.1	0.95	23.55	7.56	0.682	NM	0	-112	7.93	NM	
11:23	12.21	270.4	1.3	23.53	7.58	0.677	NM	0	-116	5.14	NM	
11:28	12.22	231.8	1.6	23.54	7.59	0.676	NM	0	-119	5.42	NM	
11:33	12.22	270.4	1.95	23.53	7.59	0.675	NM	0	-121	4.46	NM	

Sample ID(s):	**Additional Comments**	**SAMPLER NAME AND SIGNATURE**	**Date Time**
MW-36D-20230914	0.0 D.O. readings were recorded due to a probe malfunction. Well stabilization criteria were met in accordance with IDEM guidance. BK 11/28/23	Aaron S. 	09/14/2023 16:25
Analysis:			

Low Flow Groundwater Sampling Field Data Form

Well ID: MW-36S
Well Permit No:

Date: 2023/09/14
Sunny, 50s-60s

Site ID SCHNEIDERE-PERU	**Purge Method / Pump Intake Depth** Low_Flow / 16 (ft)	**Reference Elevation** 645.785 (ft)
Site Address 252 North Tippecanoe Street, Peru, US-IN	**Purge Equipment** Peristaltic pump	**Depth to Water / Free Product** 11.97 (ft) / None
Project Number 0698955	**Sample Equipment** Peristaltic pump	**Total Well Depth** 17.25 (ft)
Project Name EISB-Month 3-GWMonitor	**Average Purge Rate** 284.5 (mL/min)	**Well Diameter / Well Screen Interval** 2 (in) / 12.5 - 17.5 ()
Sampler Aaron Seals	**Volume of Water in Well / Total Volume Purged** 0.86 (gal) / 2 (gal)	**Well Construction** PVC

Well Head Vapor Measurements
PID: NA; FID: NA; CO: NA; CO2: NA; O2: NA; CH4: NA; H2S: NA

Time	DTW (ft)	Flow Rate (mL/min)	Purge Volume (gal)	Temperature (C) ±3%	pH ±0.1pH units	Specific Conductivity (mS/cm) ±3%	Total Conductivity (NA)	Dissolved Oxygen (mg/L) ±10%	ORP (mV) ±10 mV	Turbidity (NTU) ±10%	Total Dissolved Solids(NA)	Comments
10:08	11.8		0.1	21.63	6.76	0.526	NM	4.25	-50	13	NM	
10:13	11.8	259.8	0.45	22.17	7.25	0.476	NM	0.71	-90	5.52	NM	
10:18	11.81	297	0.85	22.23	7.34	0.463	NM	0	-98	3.51	NM	
10:23	11.81	286.2	1.25	22.21	7.43	0.465	NM	0	-102	3.03	NM	
10:28	11.8	297	1.65	22.23	7.47	0.466	NM	0	-105	2.53	NM	
10:33	11.8	282.5	2	22.32	7.48	0.467	NM	0	-107	1.83	NM	

Sample ID(s):	**Additional Comments**	**SAMPLER NAME AND SIGNATURE**	**Date Time**
MW-36S-20230914	0.0 D.O. readings were recorded due to a probe malfunction. Well stabilization criteria were met in accordance with IDEM guidance. BK 11/28/23	Aaron S. 	09/14/2023 14:47
Analysis:			

Low Flow Groundwater Sampling Field Data Form

Well ID: MW-38S
Well Permit No:

Date: 2023/09/13
Sunny, 60s

Site ID SCHNEIDERE-PERU	**Purge Method / Pump Intake Depth** Low_Flow / 16 (ft)	**Reference Elevation** 647.056 (ft)
Site Address 252 North Tippecanoe Street, Peru, US-IN	**Purge Equipment** Peristaltic pump	**Depth to Water / Free Product** (ft) / None
Project Number 0698955	**Sample Equipment** Peristaltic pump	**Total Well Depth** 17.25 (ft)
Project Name EISB-Month 3-GWMonitor	**Average Purge Rate** 227.3 (mL/min)	**Well Diameter / Well Screen Interval** 2 (in) / 11.5 - 16.5 (ft)
Sampler Aaron Seals	**Volume of Water in Well / Total Volume Purged** () / 4.3 (gal)	**Well Construction** PVC

Well Head Vapor Measurements
PID: NA; FID: NA; CO: NA; CO2: NA; O2: NA; CH4: NA; H2S: NA

Time	DTW (ft)	Flow Rate (mL/min)	Purge Volume (gal)	Temperature (C) ±3%	pH ±0.1pH units	Specific Conductivity (mS/cm) ±3%	Total Conductivity (NA)	Dissolved Oxygen (mg/L) ±10%	ORP (mV) ±10 mV	Turbidity (NTU) ±10%	Total Dissolved Solids(NA)	Comments
11:03	12.78		0.1	24.21	5.92	0.438	NM	1.69	73	1000	NM	Turbidity overrange. Max readable is 1000.
11:08	12.8	178.8	0.35	24.79	6.08	0.412	NM	0	117	351	NM	
11:13	12.81	185.6	0.6	25.02	6.15	0.405	NM	0	121	161	NM	
11:18	12.83	201.8	0.85	25.08	6.46	0.406	NM	0	87	89.5	NM	
11:23	12.88	231.8	1.15	25.03	6.78	0.404	NM	0	63	41.1	NM	
11:28	12.89	193.2	1.4	25.02	6.83	0.409	NM	0	57	32.6	NM	
11:33	12.9	270.4	1.75	25.04	6.53	0.41	NM	0	50	17.7	NM	
11:38	12.9	222.7	2.05	25.09	6.2	0.411	NM	0	46	15.5	NM	
11:43	12.9	259.8	2.4	25.13	6.36	0.412	NM	0	41	14	NM	
11:48	12.9	259.8	2.75	25.16	6.48	0.414	NM	0	39	32.3	NM	
11:53	12.9	250.4	3.1	25.24	6.57	0.416	NM	0	31	26.5	NM	
11:58	12.87	222.7	3.4	24.59	6.74	0.415	NM	0	79	15.7	NM	
12:03	12.85	242.1	3.7	24.74	6.73	0.415	NM	0	81	8.27	NM	
12:08	12.84	231.8	4	24.95	6.69	0.413	NM	0	81	8.49	NM	
12:13	12.84	231.8	4.3	25.04	6.64	0.412	NM	0	79	8.71	NM	

Sample ID(s):	Additional Comments	SAMPLER NAME AND SIGNATURE	Date Time
MW-38S-20230913	0.0 D.O. readings were recorded due to a probe malfunction. Well stabilization criteria were met in accordance with IDEM guidance. BK 11/28/23		09/13/2023 16:58
Analysis:			

Low Flow Groundwater Sampling Field Data Form

Well ID: ASMP-1-S
Well Permit No:

Date: 2023/09/14
Sunny, 70s

Site ID SCHNEIDERE-PERU	**Purge Method / Pump Intake Depth** Low_Flow / 16 (ft)	**Reference Elevation** 649.4 (ft)
Site Address 252 North Tippecanoe Street, Peru, US-IN	**Purge Equipment** Peristaltic pump	**Depth to Water / Free Product** 14.65 (ft) / None
Project Number 0698955	**Sample Equipment** Peristaltic pump	**Total Well Depth** 16.9 (ft)
Project Name EISB-Month 3-GWMonitor	**Average Purge Rate** 297 (mL/min)	**Well Diameter / Well Screen Interval** 1 (in) / 16 - 17 ()
Sampler Aaron Seals	**Volume of Water in Well / Total Volume Purged** 0.09 (gal) / 0.5 (gal)	**Well Construction** PVC

Well Head Vapor Measurements
PID: NA; FID: NA; CO: NA; CO2: NA; O2: NA; CH4: NA; H2S: NA

Time	DTW (ft)	Flow Rate (mL/min)	Purge Volume (gal)	Temperature (C) ±3%	pH ±0.1pH units	Specific Conductivity (mS/cm) ±3%	Total Conductivity (NA)	Dissolved Oxygen (mg/L) ±10%	ORP (mV) ±10 mV	Turbidity (NTU) ±10%	Total Dissolved Solids(NA)	Comments
16:26	14.71		0.1	23.87	7.74	0.701	NM	0.49	-138	61.2	NM	
16:31	14.72	297	0.5	24.23	7.79	0.694	NM	0.73	-136	22.3	NM	
16:36	14.73	222.7	0.8	24.33	7.97	0.688	NM	0.96	-138	13.4	NM	
16:41	14.75	250.4	1.15	24.34	8	0.686	NM	1.03	-138	9	NM	
16:46	14.75	222.7	1.45	24.32	8.03	0.688	NM	1.01	-140	9.39	NM	
16:51	14.76	242.1	1.75	24.3	8.05	0.688	NM	1	-140	9.64	NM	

Sample ID(s): ASMP-1-S-20230914		SAMPLER NAME AND SIGNATURE	Date Time
Analysis:	Aaron S.		09/14/2023 21:05

ATTACHMENT C – ANALYTICAL LABORATORY AND DATA VALIDATION REPORTS

ANALYTICAL REPORT

Lab Number:	L2360825
Client:	ERM, Inc. 8425 Woodfield Crossing Blvd. Ste 560-W West Indianapolis, IN 46240
ATTN:	Aaron Friedrich
Phone:	(317) 249-4751
Project Name:	SCHNEIDER ELECTRIC
Project Number:	Not Specified
Report Date:	10/17/23

The original project report/data package is held by Alpha Analytical. This report/data package is paginated and should be reproduced only in its entirety. Alpha Analytical holds no responsibility for results and/or data that are not consistent with the original.

Certifications & Approvals: MA (M-MA030), NH NELAP (2062), CT (PH-0825), DoD (L2474), FL (E87814), IL (200081), IN (C-MA-04), KY (KY98046), LA (85084), ME (MA00030), MD (350), MI (99110) , NJ (MA015), NY (11627), NC (685), OH (CL106), OR (MA-0262), PA (68-02089), RI (LAO00299), TX (T104704419), VT (VT-0015), VA (460194), WA (C954), US Army Corps of Engineers, USDA (Permit #525-23-107-88708), USFWS (Permit #206964).

320 Forbes Boulevard, Mansfield, MA 02048-1806
508-822-9300 (Fax) 508-822-3288 800-624-9220 - www.alphalab.com

Project Name: SCHNEIDER ELECTRIC
Project Number: Not Specified

Lab Number: L2360825
Report Date: 10/17/23

Alpha Sample ID	Client ID	Matrix	Sample Location	Collection Date/Time	Receive Date
L2360825-01	P1SGSS-1-20231012	SOIL_VAPOR	PERU, IN	10/12/23 09:52	10/13/23
L2360825-02	P1SGSS-27-20231012	SOIL_VAPOR	PERU, IN	10/12/23 10:38	10/13/23
L2360825-03	P1SGSS-64-20231012	SOIL_VAPOR	PERU, IN	10/12/23 10:16	10/13/23
L2360825-04	SG-23-(5-5.5)-20231012	SOIL_VAPOR	PERU, IN	10/12/23 13:12	10/13/23
L2360825-05	SG-23-(10-10.5)-20231012	SOIL_VAPOR	PERU, IN	10/12/23 13:23	10/13/23

Project Name:	SCHNEIDER ELECTRIC	**Lab Number:**	L2360825
Project Number:	Not Specified	**Report Date:**	10/17/23

Case Narrative

The samples were received in accordance with the Chain of Custody and no significant deviations were encountered during the preparation or analysis unless otherwise noted. Sample Receipt, Container Information, and the Chain of Custody are located at the back of the report.

Results contained within this report relate only to the samples submitted under this Alpha Lab Number and meet NELAP requirements for all NELAP accredited parameters unless otherwise noted in the following narrative. The data presented in this report is organized by parameter (i.e. VOC, SVOC, etc.). Sample specific Quality Control data (i.e. Surrogate Spike Recovery) is reported at the end of the target analyte list for each individual sample, followed by the Laboratory Batch Quality Control at the end of each parameter. Tentatively Identified Compounds (TICs), if requested, are reported for compounds identified to be present and are not part of the method/program Target Compound List, even if only a subset of the TCL are being reported. If a sample was re-analyzed or re-extracted due to a required quality control corrective action and if both sets of data are reported, the Laboratory ID of the re-analysis or re-extraction is designated with an "R" or "RE", respectively.

When multiple Batch Quality Control elements are reported (e.g. more than one LCS), the associated samples for each element are noted in the grey shaded header line of each data table. Any Laboratory Batch, Sample Specific % recovery or RPD value that is outside the listed Acceptance Criteria is bolded in the report. In reference to questions H (CAM) or 4 (RCP) when "NO" is checked, the performance criteria for CAM and RCP methods allow for some quality control failures to occur and still be within method compliance. In these instances, the specific failure is not narrated but noted in the associated QC Outlier Summary Report, located directly after the Case Narrative. QC information is also incorporated in the Data Usability Assessment table (Format 11) of our Data Merger tool, where it can be reviewed in conjunction with the sample result, associated regulatory criteria and any associated data usability implications.

Soil/sediments, solids and tissues are reported on a dry weight basis unless otherwise noted. Definitions of all data qualifiers and acronyms used in this report are provided in the Glossary located at the back of the report.

HOLD POLICY - For samples submitted on hold, Alpha's policy is to hold samples (with the exception of Air canisters) free of charge for 21 calendar days from the date the project is completed. After 21 calendar days, we will dispose of all samples submitted including those put on hold unless you have contacted your Alpha Project Manager and made arrangements for Alpha to continue to hold the samples. Air canisters will be disposed after 3 business days from the date the project is completed.

Please contact Project Management at 800-624-9220 with any questions.

Project Name: SCHNEIDER ELECTRIC
Project Number: Not Specified
Lab Number: L2360825
Report Date: 10/17/23

Case Narrative (continued)

Volatile Organics in Air

Canisters were released from the laboratory on September 28 and October 4, 2023. The canister certification results are provided as an addendum.

L2360825-01D through -05D: Prior to sample analysis, the canisters were pressurized with UHP Nitrogen due to canister size. The pressurization resulted in a dilution of the samples. The reporting limits have been elevated accordingly.

I, the undersigned, attest under the pains and penalties of perjury that, to the best of my knowledge and belief and based upon my personal inquiry of those responsible for providing the information contained in this analytical report, such information is accurate and complete. This certificate of analysis is not complete unless this page accompanies any and all pages of this report.

Authorized Signature: Christopher J. Anderson

Title: Technical Director/Representative Date: 10/17/23

AIR

Project Name: SCHNEIDER ELECTRIC
Project Number: Not Specified

Lab Number: L2360825
Report Date: 10/17/23

SAMPLE RESULTS

Lab ID: L2360825-01 D
Client ID: P1SGSS-1-20231012
Sample Location: PERU, IN

Date Collected: 10/12/23 09:52
Date Received: 10/13/23
Field Prep: Not Specified

Sample Depth:
Matrix: Soil_Vapor
Anaytical Method: 48,TO-15
Analytical Date: 10/15/23 00:05
Analyst: RAY

	ppbV			ug/m3				
Parameter	**Results**	**RL**	**MDL**	**Results**	**RL**	**MDL**	**Qualifier**	**Dilution Factor**
Volatile Organics in Air - Mansfield Lab								
Vinyl chloride	ND	0.455	--	ND	1.16	--		2.277
trans-1,2-Dichloroethene	ND	0.455	--	ND	1.80	--		2.277
cis-1,2-Dichloroethene	ND	0.455	--	ND	1.80	--		2.277
Trichloroethene	ND	0.455	--	ND	2.45	--		2.277
Tetrachloroethene	0.653	0.455	--	4.43	3.09	--		2.277

Internal Standard	**% Recovery**	**Qualifier**	**Acceptance Criteria**
1,4-Difluorobenzene	98		60-140
Bromochloromethane	98		60-140
chlorobenzene-d5	98		60-140

Project Name: SCHNEIDER ELECTRIC
Project Number: Not Specified

Lab Number: L2360825
Report Date: 10/17/23

SAMPLE RESULTS

Lab ID: L2360825-02 D
Client ID: P1SGSS-27-20231012
Sample Location: PERU, IN

Date Collected: 10/12/23 10:38
Date Received: 10/13/23
Field Prep: Not Specified

Sample Depth:
Matrix: Soil_Vapor
Anaytical Method: 48,TO-15
Analytical Date: 10/15/23 00:44
Analyst: RAY

	ppbV			ug/m3				
Parameter	**Results**	**RL**	**MDL**	**Results**	**RL**	**MDL**	**Qualifier**	**Dilution Factor**
Volatile Organics in Air - Mansfield Lab								
Vinyl chloride	ND	0.434	--	ND	1.11	--		2.172
trans-1,2-Dichloroethene	ND	0.434	--	ND	1.72	--		2.172
cis-1,2-Dichloroethene	ND	0.434	--	ND	1.72	--		2.172
Trichloroethene	2.86	0.434	--	15.4	2.33	--		2.172
Tetrachloroethene	2.51	0.434	--	17.0	2.94	--		2.172

Internal Standard	**% Recovery**	**Qualifier**	**Acceptance Criteria**
1,4-Difluorobenzene	98		60-140
Bromochloromethane	98		60-140
chlorobenzene-d5	100		60-140

Project Name: SCHNEIDER ELECTRIC
Project Number: Not Specified

Lab Number: L2360825
Report Date: 10/17/23

SAMPLE RESULTS

Lab ID: L2360825-03 D
Client ID: P1SGSS-64-20231012
Sample Location: PERU, IN

Date Collected: 10/12/23 10:16
Date Received: 10/13/23
Field Prep: Not Specified

Sample Depth:
Matrix: Soil_Vapor
Anaytical Method: 48,TO-15
Analytical Date: 10/15/23 01:23
Analyst: RAY

	ppbV			ug/m3				
Parameter	**Results**	**RL**	**MDL**	**Results**	**RL**	**MDL**	**Qualifier**	**Dilution Factor**
Volatile Organics in Air - Mansfield Lab								
Vinyl chloride	ND	0.407	--	ND	1.04	--		2.035
trans-1,2-Dichloroethene	ND	0.407	--	ND	1.61	--		2.035
cis-1,2-Dichloroethene	ND	0.407	--	ND	1.61	--		2.035
Trichloroethene	ND	0.407	--	ND	2.19	--		2.035
Tetrachloroethene	2.75	0.407	--	18.6	2.76	--		2.035

Internal Standard	**% Recovery**	**Qualifier**	**Acceptance Criteria**
1,4-Difluorobenzene	98		60-140
Bromochloromethane	97		60-140
chlorobenzene-d5	99		60-140

Project Name: SCHNEIDER ELECTRIC
Project Number: Not Specified

Lab Number: L2360825
Report Date: 10/17/23

SAMPLE RESULTS

Lab ID: L2360825-04 D
Client ID: SG-23-(5-5.5)-20231012
Sample Location: PERU, IN

Date Collected: 10/12/23 13:12
Date Received: 10/13/23
Field Prep: Not Specified

Sample Depth:
Matrix: Soil_Vapor
Anaytical Method: 48,TO-15
Analytical Date: 10/15/23 02:02
Analyst: RAY

	ppbV			ug/m3				
Parameter	**Results**	**RL**	**MDL**	**Results**	**RL**	**MDL**	**Qualifier**	**Dilution Factor**
Volatile Organics in Air - Mansfield Lab								
Vinyl chloride	ND	0.431	--	ND	1.10	--		2.156
trans-1,2-Dichloroethene	ND	0.431	--	ND	1.71	--		2.156
cis-1,2-Dichloroethene	ND	0.431	--	ND	1.71	--		2.156
Trichloroethene	ND	0.431	--	ND	2.32	--		2.156
Tetrachloroethene	1.26	0.431	--	8.54	2.92	--		2.156

Internal Standard	**% Recovery**	**Qualifier**	**Acceptance Criteria**
1,4-Difluorobenzene	99		60-140
Bromochloromethane	98		60-140
chlorobenzene-d5	100		60-140

Project Name: SCHNEIDER ELECTRIC
Project Number: Not Specified

Lab Number: L2360825
Report Date: 10/17/23

SAMPLE RESULTS

Lab ID: L2360825-05 D
Client ID: SG-23-(10-10.5)-20231012
Sample Location: PERU, IN

Date Collected: 10/12/23 13:23
Date Received: 10/13/23
Field Prep: Not Specified

Sample Depth:
Matrix: Soil_Vapor
Anaytical Method: 48,TO-15
Analytical Date: 10/15/23 02:41
Analyst: RAY

	ppbV			ug/m3				
Parameter	**Results**	**RL**	**MDL**	**Results**	**RL**	**MDL**	**Qualifier**	**Dilution Factor**
Volatile Organics in Air - Mansfield Lab								
Vinyl chloride	ND	0.441	--	ND	1.13	--		2.203
trans-1,2-Dichloroethene	ND	0.441	--	ND	1.75	--		2.203
cis-1,2-Dichloroethene	ND	0.441	--	ND	1.75	--		2.203
Trichloroethene	ND	0.441	--	ND	2.37	--		2.203
Tetrachloroethene	1.29	0.441	--	8.75	2.99	--		2.203

Internal Standard	**% Recovery**	**Qualifier**	**Acceptance Criteria**
1,4-Difluorobenzene	99		60-140
Bromochloromethane	98		60-140
chlorobenzene-d5	100		60-140

Project Name: SCHNEIDER ELECTRIC
Project Number: Not Specified
Lab Number: L2360825
Report Date: 10/17/23

Method Blank Analysis
Batch Quality Control

Analytical Method: 48,TO-15
Analytical Date: 10/14/23 16:17

Parameter	ppbV Results	ppbV RL	ppbV MDL	ug/m3 Results	ug/m3 RL	ug/m3 MDL	Qualifier	Dilution Factor
Volatile Organics in Air - Mansfield Lab for sample(s): 01-05 Batch: WG1839813-4								
Vinyl chloride	ND	0.200	--	ND	0.511	--		1
trans-1,2-Dichloroethene	ND	0.200	--	ND	0.793	--		1
cis-1,2-Dichloroethene	ND	0.200	--	ND	0.793	--		1
Trichloroethene	ND	0.200	--	ND	1.07	--		1
Tetrachloroethene	ND	0.200	--	ND	1.36	--		1

Lab Control Sample Analysis

Batch Quality Control

Project Name: SCHNEIDER ELECTRIC

Project Number: Not Specified

Lab Number: L2360825

Report Date: 10/17/23

Parameter	LCS %Recovery	Qual	LCSD %Recovery	Qual	%Recovery Limits	RPD	Qual	RPD Limits
Volatile Organics in Air - Mansfield Lab Associated sample(s): 01-05 Batch: WG1839813-3								
Vinyl chloride	97		-		70-130	-		
trans-1,2-Dichloroethene	114		-		70-130	-		
cis-1,2-Dichloroethene	120		-		70-130	-		
Trichloroethene	110		-		70-130	-		
Tetrachloroethene	107		-		70-130	-		

Project Name: SCHNEIDER ELECTRIC

Lab Number: L2360825

Project Number:

Report Date: 10/17/23

Canister and Flow Controller Information

Samplenum	Client ID	Media ID	Media Type	Date Prepared	Bottle Order	Cleaning Batch ID	Can Leak Check	Initial Pressure (in. Hg)	Pressure on Receipt (in. Hg)	Flow Controler Leak Chk	Flow Out mL/min	Flow In mL/min	% RPD
L2360825-01	P1SGSS-1-20231012	02227	SV200	10/04/23	438781		-	-	-	Pass	211	209	1
L2360825-01	P1SGSS-1-20231012	3843	1.0L Can	09/28/23	438742	L2356168-02	Pass	-29.9	-4.5	-	-	-	-
L2360825-02	P1SGSS-27-20231012	02031	SV200	09/28/23	438742		-	-	-	Pass	212	212	0
L2360825-02	P1SGSS-27-20231012	3864	1.0L Can	10/04/23	438781	L2356168-07	Pass	-29.9	-4.7	-	-	-	-
L2360825-03	P1SGSS-64-20231012	01323	SV200	10/04/23	438781		-	-	-	Pass	212	214	1
L2360825-03	P1SGSS-64-20231012	660	1.0L Can	09/28/23	438742	L2356168-02	Pass	-29.7	-4.6	-	-	-	-
L2360825-04	SG-23-(5-5.5)-20231012	0664	SV200	09/28/23	438742		-	-	-	Pass	204	202	1
L2360825-04	SG-23-(5-5.5)-20231012	1495	1.0L Can	09/28/23	438742	L2356168-02	Pass	-29.9	-4.8	-	-	-	-
L2360825-05	SG-23-(10-10.5)-20231012	0685	SV200	09/28/23	438742		-	-	-	Pass	214	212	1
L2360825-05	SG-23-(10-10.5)-20231012	3538	1.0L Can	09/28/23	438742	L2356168-02	Pass	-29.9	-5.0	-	-	-	-

Project Name: BATCH CANISTER CERTIFICATION
Project Number: CANISTER QC BAT
Lab Number: L2356168
Report Date: 10/17/23

Air Canister Certification Results

Lab ID: L2356168-02
Client ID: CAN 3785 SHELF 17
Sample Location:

Date Collected: 09/22/23 18:00
Date Received: 09/25/23
Field Prep: Not Specified

Sample Depth:
Matrix: Air
Anaytical Method: 48,TO-15
Analytical Date: 09/25/23 18:34
Analyst: BJB

	ppbV			ug/m3				
Parameter	**Results**	**RL**	**MDL**	**Results**	**RL**	**MDL**	**Qualifier**	**Dilution Factor**
Volatile Organics in Air - Mansfield Lab								
Chlorodifluoromethane	ND	0.200	--	ND	0.707	--		1
Propylene	ND	0.500	--	ND	0.861	--		1
Propane	ND	0.500	--	ND	0.902	--		1
Dichlorodifluoromethane	ND	0.200	--	ND	0.989	--		1
Chloromethane	ND	0.200	--	ND	0.413	--		1
Freon-114	ND	0.200	--	ND	1.40	--		1
Methanol	ND	5.00	--	ND	6.55	--		1
Vinyl chloride	ND	0.200	--	ND	0.511	--		1
1,3-Butadiene	ND	0.200	--	ND	0.442	--		1
Butane	ND	0.200	--	ND	0.475	--		1
Bromomethane	ND	0.200	--	ND	0.777	--		1
Chloroethane	ND	0.200	--	ND	0.528	--		1
Ethanol	ND	5.00	--	ND	9.42	--		1
Dichlorofluoromethane	ND	0.200	--	ND	0.842	--		1
Vinyl bromide	ND	0.200	--	ND	0.874	--		1
Acrolein	ND	0.500	--	ND	1.15	--		1
Acetone	ND	1.00	--	ND	2.38	--		1
Acetonitrile	ND	0.200	--	ND	0.336	--		1
Trichlorofluoromethane	ND	0.200	--	ND	1.12	--		1
Isopropanol	ND	0.500	--	ND	1.23	--		1
Acrylonitrile	ND	0.500	--	ND	1.09	--		1
Pentane	ND	0.200	--	ND	0.590	--		1
Ethyl ether	ND	0.200	--	ND	0.606	--		1
1,1-Dichloroethene	ND	0.200	--	ND	0.793	--		1

Project Name: BATCH CANISTER CERTIFICATION **Lab Number:** L2356168

Project Number: CANISTER QC BAT **Report Date:** 10/17/23

Air Canister Certification Results

Lab ID: L2356168-02
Client ID: CAN 3785 SHELF 17
Sample Location:

Date Collected: 09/22/23 18:00
Date Received: 09/25/23
Field Prep: Not Specified

Sample Depth:

Parameter	ppbV Results	ppbV RL	ppbV MDL	ug/m3 Results	ug/m3 RL	ug/m3 MDL	Qualifier	Dilution Factor
Volatile Organics in Air - Mansfield Lab								
Tertiary butyl Alcohol	ND	0.500	--	ND	1.52	--		1
Methylene chloride	ND	0.500	--	ND	1.74	--		1
3-Chloropropene	ND	0.200	--	ND	0.626	--		1
Carbon disulfide	ND	0.200	--	ND	0.623	--		1
Freon-113	ND	0.200	--	ND	1.53	--		1
trans-1,2-Dichloroethene	ND	0.200	--	ND	0.793	--		1
1,1-Dichloroethane	ND	0.200	--	ND	0.809	--		1
Methyl tert butyl ether	ND	0.200	--	ND	0.721	--		1
Vinyl acetate	ND	1.00	--	ND	3.52	--		1
Xylenes, total	ND	0.600	--	ND	0.869	--		1
2-Butanone	ND	0.500	--	ND	1.47	--		1
cis-1,2-Dichloroethene	ND	0.200	--	ND	0.793	--		1
Ethyl Acetate	ND	0.500	--	ND	1.80	--		1
Chloroform	ND	0.200	--	ND	0.977	--		1
Tetrahydrofuran	ND	0.500	--	ND	1.47	--		1
2,2-Dichloropropane	ND	0.200	--	ND	0.924	--		1
1,2-Dichloroethane	ND	0.200	--	ND	0.809	--		1
n-Hexane	ND	0.200	--	ND	0.705	--		1
Diisopropyl ether	ND	0.200	--	ND	0.836	--		1
tert-Butyl Ethyl Ether	ND	0.200	--	ND	0.836	--		1
1,2-Dichloroethene (total)	ND	1.00	--	ND	1.00	--		1
1,1,1-Trichloroethane	ND	0.200	--	ND	1.09	--		1
1,1-Dichloropropene	ND	0.200	--	ND	0.908	--		1
Benzene	ND	0.200	--	ND	0.639	--		1
Carbon tetrachloride	ND	0.200	--	ND	1.26	--		1
Cyclohexane	ND	0.200	--	ND	0.688	--		1
tert-Amyl Methyl Ether	ND	0.200	--	ND	0.836	--		1

Project Name: BATCH CANISTER CERTIFICATION
Project Number: CANISTER QC BAT
Lab Number: L2356168
Report Date: 10/17/23

Air Canister Certification Results

Lab ID: L2356168-02
Client ID: CAN 3785 SHELF 17
Sample Location:

Date Collected: 09/22/23 18:00
Date Received: 09/25/23
Field Prep: Not Specified

Sample Depth:

Parameter	ppbV Results	ppbV RL	ppbV MDL	ug/m3 Results	ug/m3 RL	ug/m3 MDL	Qualifier	Dilution Factor
Volatile Organics in Air - Mansfield Lab								
Dibromomethane	ND	0.200	--	ND	1.42	--		1
1,2-Dichloropropane	ND	0.200	--	ND	0.924	--		1
Bromodichloromethane	ND	0.200	--	ND	1.34	--		1
1,4-Dioxane	ND	0.200	--	ND	0.721	--		1
Trichloroethene	ND	0.200	--	ND	1.07	--		1
2,2,4-Trimethylpentane	ND	0.200	--	ND	0.934	--		1
Methyl Methacrylate	ND	0.500	--	ND	2.05	--		1
Heptane	ND	0.200	--	ND	0.820	--		1
cis-1,3-Dichloropropene	ND	0.200	--	ND	0.908	--		1
4-Methyl-2-pentanone	ND	0.500	--	ND	2.05	--		1
trans-1,3-Dichloropropene	ND	0.200	--	ND	0.908	--		1
1,1,2-Trichloroethane	ND	0.200	--	ND	1.09	--		1
Toluene	ND	0.200	--	ND	0.754	--		1
1,3-Dichloropropane	ND	0.200	--	ND	0.924	--		1
2-Hexanone	ND	0.200	--	ND	0.820	--		1
Dibromochloromethane	ND	0.200	--	ND	1.70	--		1
1,2-Dibromoethane	ND	0.200	--	ND	1.54	--		1
Butyl acetate	ND	0.500	--	ND	2.38	--		1
Octane	ND	0.200	--	ND	0.934	--		1
Tetrachloroethene	ND	0.200	--	ND	1.36	--		1
1,1,1,2-Tetrachloroethane	ND	0.200	--	ND	1.37	--		1
Chlorobenzene	ND	0.200	--	ND	0.921	--		1
Ethylbenzene	ND	0.200	--	ND	0.869	--		1
p/m-Xylene	ND	0.400	--	ND	1.74	--		1
Bromoform	ND	0.200	--	ND	2.07	--		1
Styrene	ND	0.200	--	ND	0.852	--		1
1,1,2,2-Tetrachloroethane	ND	0.200	--	ND	1.37	--		1

Project Name: BATCH CANISTER CERTIFICATION
Project Number: CANISTER QC BAT
Lab Number: L2356168
Report Date: 10/17/23

Air Canister Certification Results

Lab ID: L2356168-02
Client ID: CAN 3785 SHELF 17
Sample Location:

Date Collected: 09/22/23 18:00
Date Received: 09/25/23
Field Prep: Not Specified

Sample Depth:

Parameter	ppbV Results	ppbV RL	ppbV MDL	ug/m3 Results	ug/m3 RL	ug/m3 MDL	Qualifier	Dilution Factor
Volatile Organics in Air - Mansfield Lab								
o-Xylene	ND	0.200	--	ND	0.869	--		1
1,2,3-Trichloropropane	ND	0.200	--	ND	1.21	--		1
Nonane	ND	0.200	--	ND	1.05	--		1
Isopropylbenzene	ND	0.200	--	ND	0.983	--		1
Bromobenzene	ND	0.200	--	ND	0.793	--		1
2-Chlorotoluene	ND	0.200	--	ND	1.04	--		1
n-Propylbenzene	ND	0.200	--	ND	0.983	--		1
4-Chlorotoluene	ND	0.200	--	ND	1.04	--		1
4-Ethyltoluene	ND	0.200	--	ND	0.983	--		1
1,3,5-Trimethylbenzene	ND	0.200	--	ND	0.983	--		1
tert-Butylbenzene	ND	0.200	--	ND	1.10	--		1
1,2,4-Trimethylbenzene	ND	0.200	--	ND	0.983	--		1
Decane	ND	0.200	--	ND	1.16	--		1
Benzyl chloride	ND	0.200	--	ND	1.04	--		1
1,3-Dichlorobenzene	ND	0.200	--	ND	1.20	--		1
1,4-Dichlorobenzene	ND	0.200	--	ND	1.20	--		1
sec-Butylbenzene	ND	0.200	--	ND	1.10	--		1
p-Isopropyltoluene	ND	0.200	--	ND	1.10	--		1
1,2-Dichlorobenzene	ND	0.200	--	ND	1.20	--		1
n-Butylbenzene	ND	0.200	--	ND	1.10	--		1
1,2-Dibromo-3-chloropropane	ND	0.200	--	ND	1.93	--		1
Undecane	ND	0.200	--	ND	1.28	--		1
Dodecane	ND	0.200	--	ND	1.39	--		1
1,2,4-Trichlorobenzene	ND	0.200	--	ND	1.48	--		1
Naphthalene	ND	0.200	--	ND	1.05	--		1
1,2,3-Trichlorobenzene	ND	0.200	--	ND	1.48	--		1
Hexachlorobutadiene	ND	0.200	--	ND	2.13	--		1

Project Name: BATCH CANISTER CERTIFICATION
Project Number: CANISTER QC BAT
Lab Number: L2356168
Report Date: 10/17/23

Air Canister Certification Results

Lab ID: L2356168-02
Client ID: CAN 3785 SHELF 17
Sample Location:

Date Collected: 09/22/23 18:00
Date Received: 09/25/23
Field Prep: Not Specified

Sample Depth:

Parameter	ppbV Results	ppbV RL	ppbV MDL	ug/m3 Results	ug/m3 RL	ug/m3 MDL	Qualifier	Dilution Factor
Volatile Organics in Air - Mansfield Lab								

	Results	Qualifier	Units	RDL	Dilution Factor
Tentatively Identified Compounds					

No Tentatively Identified Compounds

Internal Standard	% Recovery	Qualifier	Acceptance Criteria
1,4-Difluorobenzene	96		60-140
Bromochloromethane	98		60-140
chlorobenzene-d5	95		60-140

Project Name: BATCH CANISTER CERTIFICATION
Project Number: CANISTER QC BAT
Lab Number: L2356168
Report Date: 10/17/23

Air Canister Certification Results

Lab ID: L2356168-02
Client ID: CAN 3785 SHELF 17
Sample Location:

Date Collected: 09/22/23 18:00
Date Received: 09/25/23
Field Prep: Not Specified

Sample Depth:
Matrix: Air
Anaytical Method: 48,TO-15-SIM
Analytical Date: 09/25/23 18:34
Analyst: BJB

	ppbV			ug/m3				
Parameter	**Results**	**RL**	**MDL**	**Results**	**RL**	**MDL**	**Qualifier**	**Dilution Factor**
Volatile Organics in Air by SIM - Mansfield Lab								
Dichlorodifluoromethane	ND	0.200	--	ND	0.989	--		1
Chloromethane	ND	0.200	--	ND	0.413	--		1
Freon-114	ND	0.050	--	ND	0.349	--		1
Vinyl chloride	ND	0.020	--	ND	0.051	--		1
1,3-Butadiene	ND	0.020	--	ND	0.044	--		1
Bromomethane	ND	0.020	--	ND	0.078	--		1
Chloroethane	ND	0.100	--	ND	0.264	--		1
Acrolein	ND	0.050	--	ND	0.115	--		1
Acetone	ND	1.00	--	ND	2.38	--		1
Trichlorofluoromethane	ND	0.050	--	ND	0.281	--		1
Acrylonitrile	ND	0.500	--	ND	1.09	--		1
1,1-Dichloroethene	ND	0.020	--	ND	0.079	--		1
Methylene chloride	ND	0.500	--	ND	1.74	--		1
Freon-113	ND	0.050	--	ND	0.383	--		1
trans-1,2-Dichloroethene	ND	0.020	--	ND	0.079	--		1
1,1-Dichloroethane	ND	0.020	--	ND	0.081	--		1
Methyl tert butyl ether	ND	0.200	--	ND	0.721	--		1
2-Butanone	ND	0.500	--	ND	1.47	--		1
cis-1,2-Dichloroethene	ND	0.020	--	ND	0.079	--		1
Chloroform	ND	0.020	--	ND	0.098	--		1
1,2-Dichloroethane	ND	0.020	--	ND	0.081	--		1
1,1,1-Trichloroethane	ND	0.020	--	ND	0.109	--		1
Benzene	ND	0.100	--	ND	0.319	--		1
Carbon tetrachloride	ND	0.020	--	ND	0.126	--		1

Project Name: BATCH CANISTER CERTIFICATION **Lab Number:** L2356168

Project Number: CANISTER QC BAT **Report Date:** 10/17/23

Air Canister Certification Results

Lab ID: L2356168-02
Client ID: CAN 3785 SHELF 17
Sample Location:

Date Collected: 09/22/23 18:00
Date Received: 09/25/23
Field Prep: Not Specified

Sample Depth:

Parameter	ppbV Results	ppbV RL	ppbV MDL	ug/m3 Results	ug/m3 RL	ug/m3 MDL	Qualifier	Dilution Factor
Volatile Organics in Air by SIM - Mansfield Lab								
1,2-Dichloropropane	ND	0.020	--	ND	0.092	--		1
Bromodichloromethane	ND	0.020	--	ND	0.134	--		1
1,4-Dioxane	ND	0.100	--	ND	0.360	--		1
Trichloroethene	ND	0.020	--	ND	0.107	--		1
cis-1,3-Dichloropropene	ND	0.020	--	ND	0.091	--		1
4-Methyl-2-pentanone	ND	0.500	--	ND	2.05	--		1
trans-1,3-Dichloropropene	ND	0.020	--	ND	0.091	--		1
1,1,2-Trichloroethane	ND	0.020	--	ND	0.109	--		1
Toluene	ND	0.100	--	ND	0.377	--		1
Dibromochloromethane	ND	0.020	--	ND	0.170	--		1
1,2-Dibromoethane	ND	0.020	--	ND	0.154	--		1
Tetrachloroethene	ND	0.020	--	ND	0.136	--		1
1,1,1,2-Tetrachloroethane	ND	0.020	--	ND	0.137	--		1
Chlorobenzene	ND	0.100	--	ND	0.461	--		1
Ethylbenzene	ND	0.020	--	ND	0.087	--		1
p/m-Xylene	ND	0.040	--	ND	0.174	--		1
Bromoform	ND	0.020	--	ND	0.207	--		1
Styrene	ND	0.020	--	ND	0.085	--		1
1,1,2,2-Tetrachloroethane	ND	0.020	--	ND	0.137	--		1
o-Xylene	ND	0.020	--	ND	0.087	--		1
Isopropylbenzene	ND	0.200	--	ND	0.983	--		1
4-Ethyltoluene	ND	0.020	--	ND	0.098	--		1
1,3,5-Trimethybenzene	ND	0.020	--	ND	0.098	--		1
1,2,4-Trimethylbenzene	ND	0.020	--	ND	0.098	--		1
Benzyl chloride	ND	0.100	--	ND	0.518	--		1
1,3-Dichlorobenzene	ND	0.020	--	ND	0.120	--		1
1,4-Dichlorobenzene	ND	0.020	--	ND	0.120	--		1

Project Name: BATCH CANISTER CERTIFICATION **Lab Number:** L2356168

Project Number: CANISTER QC BAT **Report Date:** 10/17/23

Air Canister Certification Results

Lab ID: L2356168-02
Client ID: CAN 3785 SHELF 17
Sample Location:

Date Collected: 09/22/23 18:00
Date Received: 09/25/23
Field Prep: Not Specified

Sample Depth:

Parameter	ppbV Results	ppbV RL	ppbV MDL	ug/m3 Results	ug/m3 RL	ug/m3 MDL	Qualifier	Dilution Factor
Volatile Organics in Air by SIM - Mansfield Lab								
sec-Butylbenzene	ND	0.200	--	ND	1.10	--		1
p-Isopropyltoluene	ND	0.200	--	ND	1.10	--		1
1,2-Dichlorobenzene	ND	0.020	--	ND	0.120	--		1
n-Butylbenzene	ND	0.200	--	ND	1.10	--		1
1,2,4-Trichlorobenzene	ND	0.050	--	ND	0.371	--		1
Naphthalene	ND	0.050	--	ND	0.262	--		1
1,2,3-Trichlorobenzene	ND	0.050	--	ND	0.371	--		1
Hexachlorobutadiene	ND	0.050	--	ND	0.533	--		1

Internal Standard	% Recovery	Qualifier	Acceptance Criteria
1,4-difluorobenzene	99		60-140
bromochloromethane	100		60-140
chlorobenzene-d5	95		60-140

Project Name: SCHNEIDER ELECTRIC
Project Number: Not Specified

Lab Number: L2360825
Report Date: 10/17/23

Sample Receipt and Container Information

Were project specific reporting limits specified? YES

Cooler Information

Cooler	Custody Seal
NA	Absent

Container Information

Container ID	Container Type	Cooler	Initial pH	Final pH	Temp deg C	Pres	Seal	Frozen Date/Time	Analysis(*)
L2360825-01A	Canister - 1 Liter	NA	NA			Y	Absent		TO15-LL(30)
L2360825-02A	Canister - 1 Liter	NA	NA			Y	Absent		TO15-LL(30)
L2360825-03A	Canister - 1 Liter	NA	NA			Y	Absent		TO15-LL(30)
L2360825-04A	Canister - 1 Liter	NA	NA			Y	Absent		TO15-LL(30)
L2360825-05A	Canister - 1 Liter	NA	NA			Y	Absent		TO15-LL(30)

*Values in parentheses indicate holding time in days

Project Name:	SCHNEIDER ELECTRIC	**Lab Number:**	L2360825
Project Number:	Not Specified	**Report Date:**	10/17/23

GLOSSARY

Acronyms

DL	- Detection Limit: This value represents the level to which target analyte concentrations are reported as estimated values, when those target analyte concentrations are quantified below the limit of quantitation (LOQ). The DL includes any adjustments from dilutions, concentrations or moisture content, where applicable. (DoD report formats only.)
EDL	- Estimated Detection Limit: This value represents the level to which target analyte concentrations are reported as estimated values, when those target analyte concentrations are quantified below the reporting limit (RL). The EDL includes any adjustments from dilutions, concentrations or moisture content, where applicable. The use of EDLs is specific to the analysis of PAHs using Solid-Phase Microextraction (SPME).
EMPC	- Estimated Maximum Possible Concentration: The concentration that results from the signal present at the retention time of an analyte when the ions meet all of the identification criteria except the ion abundance ratio criteria. An EMPC is a worst-case estimate of the concentration.
EPA	- Environmental Protection Agency.
LCS	- Laboratory Control Sample: A sample matrix, free from the analytes of interest, spiked with verified known amounts of analytes or a material containing known and verified amounts of analytes.
LCSD	- Laboratory Control Sample Duplicate: Refer to LCS.
LFB	- Laboratory Fortified Blank: A sample matrix, free from the analytes of interest, spiked with verified known amounts of analytes or a material containing known and verified amounts of analytes.
LOD	- Limit of Detection: This value represents the level to which a target analyte can reliably be detected for a specific analyte in a specific matrix by a specific method. The LOD includes any adjustments from dilutions, concentrations or moisture content, where applicable. (DoD report formats only.)
LOQ	- Limit of Quantitation: The value at which an instrument can accurately measure an analyte at a specific concentration. The LOQ includes any adjustments from dilutions, concentrations or moisture content, where applicable. (DoD report formats only.) Limit of Quantitation: The value at which an instrument can accurately measure an analyte at a specific concentration. The LOQ includes any adjustments from dilutions, concentrations or moisture content, where applicable. (DoD report formats only.)
MDL	- Method Detection Limit: This value represents the level to which target analyte concentrations are reported as estimated values, when those target analyte concentrations are quantified below the reporting limit (RL). The MDL includes any adjustments from dilutions, concentrations or moisture content, where applicable.
MS	- Matrix Spike Sample: A sample prepared by adding a known mass of target analyte to a specified amount of matrix sample for which an independent estimate of target analyte concentration is available. For Method 332.0, the spike recovery is calculated using the native concentration, including estimated values.
MSD	- Matrix Spike Sample Duplicate: Refer to MS.
NA	- Not Applicable.
NC	- Not Calculated: Term is utilized when one or more of the results utilized in the calculation are non-detect at the parameter's reporting unit.
NDPA/DPA	- N-Nitrosodiphenylamine/Diphenylamine.
NI	- Not Ignitable.
NP	- Non-Plastic: Term is utilized for the analysis of Atterberg Limits in soil.
NR	- No Results: Term is utilized when 'No Target Compounds Requested' is reported for the analysis of Volatile or Semivolatile Organic TIC only requests.
RL	- Reporting Limit: The value at which an instrument can accurately measure an analyte at a specific concentration. The RL includes any adjustments from dilutions, concentrations or moisture content, where applicable.
RPD	- Relative Percent Difference: The results from matrix and/or matrix spike duplicates are primarily designed to assess the precision of analytical results in a given matrix and are expressed as relative percent difference (RPD). Values which are less than five times the reporting limit for any individual parameter are evaluated by utilizing the absolute difference between the values; although the RPD value will be provided in the report.
SRM	- Standard Reference Material: A reference sample of a known or certified value that is of the same or similar matrix as the associated field samples.
STLP	- Semi-dynamic Tank Leaching Procedure per EPA Method 1315.
TEF	- Toxic Equivalency Factors: The values assigned to each dioxin and furan to evaluate their toxicity relative to 2,3,7,8-TCDD.
TEQ	- Toxic Equivalent: The measure of a sample's toxicity derived by multiplying each dioxin and furan by its corresponding TEF and then summing the resulting values.
TIC	- Tentatively Identified Compound: A compound that has been identified to be present and is not part of the target compound list (TCL) for the method and/or program. All TICs are qualitatively identified and reported as estimated concentrations.

Report Format: Data Usability Report

Project Name:	SCHNEIDER ELECTRIC	**Lab Number:**	L2360825
Project Number:	Not Specified	**Report Date:**	10/17/23

Footnotes

1 - The reference for this analyte should be considered modified since this analyte is absent from the target analyte list of the original method.

Terms

Analytical Method: Both the document from which the method originates and the analytical reference method. (Example: EPA 8260B is shown as 1,8260B.) The codes for the reference method documents are provided in the References section of the Addendum.

Chlordane: The target compound Chlordane (CAS No. 57-74-9) is reported for GC ECD analyses. Per EPA,this compound "refers to a mixture of chlordane isomers, other chlorinated hydrocarbons and numerous other components." (Reference: USEPA Toxicological Review of Chlordane, In Support of Summary Information on the Integrated Risk Information System (IRIS), December 1997.)

Difference: With respect to Total Oxidizable Precursor (TOP) Assay analysis, the difference is defined as the Post-Treatment value minus the Pre-Treatment value.

Final pH: As it pertains to Sample Receipt & Container Information section of the report, Final pH reflects pH of container determined after adjustment at the laboratory, if applicable. If no adjustment required, value reflects Initial pH.

Frozen Date/Time: With respect to Volatile Organics in soil, Frozen Date/Time reflects the date/time at which associated Reagent Water-preserved vials were initially frozen. Note: If frozen date/time is beyond 48 hours from sample collection, value will be reflected in 'bold'.

Gasoline Range Organics (GRO): Gasoline Range Organics (GRO) results include all chromatographic peaks eluting from Methyl tert butyl ether through Naphthalene, with the exception of GRO analysis in support of State of Ohio programs, which includes all chromatographic peaks eluting from Hexane through Dodecane.

Initial pH: As it pertains to Sample Receipt & Container Information section of the report, Initial pH reflects pH of container determined upon receipt, if applicable.

PAH Total: With respect to Alkylated PAH analyses, the 'PAHs, Total' result is defined as the summation of results for all or a subset of the following compounds: Naphthalene, C1-C4 Naphthalenes, 2-Methylnaphthalene, 1-Methylnaphthalene, Biphenyl, Acenaphthylene, Acenaphthene, Fluorene, C1-C3 Fluorenes, Phenanthrene, C1-C4 Phenanthrenes/Anthracenes, Anthracene, Fluoranthene, Pyrene, C1-C4 Fluoranthenes/Pyrenes, Benz(a)anthracene, Chrysene, C1-C4 Chrysenes, Benzo(b)fluoranthene, Benzo(j)+(k)fluoranthene, Benzo(e)pyrene, Benzo(a)pyrene, Perylene, Indeno(1,2,3-cd)pyrene, Dibenz(ah)+(ac)anthracene, Benzo(g,h,i)perylene. If a 'Total' result is requested, the results of its individual components will also be reported.

PFAS Total: With respect to PFAS analyses, the 'PFAS, Total (5)' result is defined as the summation of results for: PFHpA, PFHxS, PFOA, PFNA and PFOS. In addition, the 'PFAS, Total (6)' result is defined as the summation of results for: PFHpA, PFHxS, PFOA, PFNA, PFDA and PFOS. For MassDEP DW compliance analysis only, the 'PFAS, Total (6)' result is defined as the summation of results at or above the RL. Note: If a 'Total' result is requested, the results of its individual components will also be reported.

Total: With respect to Organic analyses, a 'Total' result is defined as the summation of results for individual isomers or Aroclors. If a 'Total' result is requested, the results of its individual components will also be reported. This is applicable to 'Total' results for methods 8260, 8081 and 8082.

Data Qualifiers

A - Spectra identified as "Aldol Condensates" are byproducts of the extraction/concentration procedures when acetone is introduced in the process.

B - The analyte was detected above the reporting limit in the associated method blank. Flag only applies to associated field samples that have detectable concentrations of the analyte at less than ten times (10x) the concentration found in the blank. For MCP-related projects, flag only applies to associated field samples that have detectable concentrations of the analyte at less than ten times (10x) the concentration found in the blank. For DOD-related projects, flag only applies to associated field samples that have detectable concentrations of the analyte at less than ten times (10x) the concentration found in the blank AND the analyte was detected above one-half the reporting limit (or above the reporting limit for common lab contaminants) in the associated method blank. For NJ-Air-related projects, flag only applies to associated field samples that have detectable concentrations of the analyte above the reporting limit. For NJ-related projects (excluding Air), flag only applies to associated field samples that have detectable concentrations of the analyte, which was detected above the reporting limit in the associated method blank or above five times the reporting limit for common lab contaminants (Phthalates, Acetone, Methylene Chloride, 2-Butanone).

C - Co-elution: The target analyte co-elutes with a known lab standard (i.e. surrogate, internal standards, etc.) for co-extracted analyses.

D - Concentration of analyte was quantified from diluted analysis. Flag only applies to field samples that have detectable concentrations of the analyte.

E - Concentration of analyte exceeds the range of the calibration curve and/or linear range of the instrument.

F - The ratio of quantifier ion response to qualifier ion response falls outside of the laboratory criteria. Results are considered to be an estimated maximum concentration.

G - The concentration may be biased high due to matrix interferences (i.e, co-elution) with non-target compound(s). The result should be considered estimated.

H - The analysis of pH was performed beyond the regulatory-required holding time of 15 minutes from the time of sample collection.

I - The lower value for the two columns has been reported due to obvious interference.

J - Estimated value. This represents an estimated concentration for Tentatively Identified Compounds (TICs).

M - Reporting Limit (RL) exceeds the MCP CAM Reporting Limit for this analyte.

Report Format: Data Usability Report

Project Name:	SCHNEIDER ELECTRIC	**Lab Number:**	L2360825
Project Number:	Not Specified	**Report Date:**	10/17/23

Data Qualifiers

ND - Not detected at the reporting limit (RL) for the sample.

NJ - Presumptive evidence of compound. This represents an estimated concentration for Tentatively Identified Compounds (TICs), where the identification is based on a mass spectral library search.

P - The RPD between the results for the two columns exceeds the method-specified criteria.

Q - The quality control sample exceeds the associated acceptance criteria. For DOD-related projects, LCS and/or Continuing Calibration Standard exceedences are also qualified on all associated sample results. Note: This flag is not applicable for matrix spike recoveries when the sample concentration is greater than 4x the spike added or for batch duplicate RPD when the sample concentrations are less than 5x the RL. (Metals only.)

R - Analytical results are from sample re-analysis.

RE - Analytical results are from sample re-extraction.

S - Analytical results are from modified screening analysis.

V - The surrogate associated with this target analyte has a recovery outside the QC acceptance limits. (Applicable to MassDEP DW Compliance samples only.)

Z - The batch matrix spike and/or duplicate associated with this target analyte has a recovery/RPD outside the QC acceptance limits. (Applicable to MassDEP DW Compliance samples only.)

Report Format: Data Usability Report

REFERENCES

48 Compendium of Methods for the Determination of Toxic Organic Compounds in Ambient Air. Second Edition. EPA/625/R-96/010b, January 1999.

LIMITATION OF LIABILITIES

Alpha Analytical performs services with reasonable care and diligence normal to the analytical testing laboratory industry. In the event of an error, the sole and exclusive responsibility of Alpha Analytical shall be to re-perform the work at it's own expense. In no event shall Alpha Analytical be held liable for any incidental, consequential or special damages, including but not limited to, damages in any way connected with the use of, interpretation of, information or analysis provided by Alpha Analytical.

We strongly urge our clients to comply with EPA protocol regarding sample volume, preservation, cooling, containers, sampling procedures, holding time and splitting of samples in the field.

Certification Information

The following analytes are not included in our Primary NELAP Scope of Accreditation:

Westborough Facility
EPA 624.1: m/p-xylene, o-xylene, Naphthalene
EPA 625.1: alpha-Terpineol
EPA 8260D: NPW: 1,2,4,5-Tetramethylbenzene; 4-Ethyltoluene, Azobenzene; SCM: Iodomethane (methyl iodide), 1,2,4,5-Tetramethylbenzene; 4-Ethyltoluene.
EPA 8270E: NPW: Dimethylnaphthalene,1,4-Diphenylhydrazine, alpha-Terpineol; SCM: Dimethylnaphthalene,1,4-Diphenylhydrazine.
SM4500: NPW: Amenable Cyanide; SCM: Total Phosphorus, TKN, NO2, NO3.

Mansfield Facility
SM 2540D: TSS.
EPA TO-15: Halothane, 2,4,4-Trimethyl-2-pentene, 2,4,4-Trimethyl-1-pentene, Thiophene, 2-Methylthiophene, 3-Methylthiophene, 2-Ethylthiophene, 1,2,3-Trimethylbenzene, Indan, Indene, 1,2,4,5-Tetramethylbenzene, Benzothiophene, 1-Methylnaphthalene.
Biological Tissue Matrix: EPA 3050B

The following analytes are included in our Massachusetts DEP Scope of Accreditation

Westborough Facility:

Drinking Water
EPA 300.0: Chloride, Nitrate-N, Fluoride, Sulfate; **EPA 353.2**: Nitrate-N, Nitrite-N; **SM4500NO3-F**: Nitrate-N, Nitrite-N; **SM4500F-C, SM4500CN-CE, EPA 180.1, SM2130B, SM4500Cl-D, SM2320B, SM2540C, SM4500H-B, SM4500NO2-B**
EPA 524.2: THMs and VOCs; **EPA 504.1:** EDB, DBCP.
Microbiology: **SM9215B; SM9223-P/A, SM9223B-Colilert-QT,SM9222D**.

Non-Potable Water
SM4500H,B, EPA 120.1, SM2510B, SM2540C, SM2320B, SM4500CL-E, SM4500F-BC, SM4500NH3-BH: Ammonia-N and Kjeldahl-N, **EPA 350.1**: Ammonia-N, **LACHAT 10-107-06-1-B**: Ammonia-N, **EPA 351.1, SM4500NO3-F, EPA 353.2**: Nitrate-N**, SM4500P-E, SM4500P-B, E, SM4500SO4-E, SM5220D, EPA 410.4, SM5210B, SM5310C, SM4500CL-D, EPA 1664, EPA 420.1, SM4500-CN-CE, SM2540D, EPA 300: Chloride, Sulfate, Nitrate.**
EPA 624.1: Volatile Halocarbons & Aromatics,
EPA 608.3: Chlordane, Toxaphene, Aldrin, alpha-BHC, beta-BHC, gamma-BHC, delta-BHC, Dieldrin, DDD, DDE, DDT, Endosulfan I, Endosulfan II, Endosulfan sulfate, Endrin, Endrin Aldehyde, Heptachlor, Heptachlor Epoxide, PCBs
EPA 625.1: SVOC (Acid/Base/Neutral Extractables).
Microbiology: **SM9223B-Colilert-QT; Enterolert-QT, SM9221E, EPA 1600, EPA 1603, SM9222D.**

Mansfield Facility:

Drinking Water
EPA 200.7: Al, Ba, Cd, Cr, Cu, Fe, Mn, Ni, Na, Ag, Ca, Zn. **EPA 200.8:** Al, Sb, As, Ba, Be, Cd, Cr, Cu, Pb, Mn, Ni, Se, Ag, TL, Zn. **EPA 245.1** Hg.
EPA 522, EPA 537.1.

Non-Potable Water
EPA 200.7: Al, Sb, As, Be, Cd, Ca, Cr, Co, Cu, Fe, Pb, Mg, Mn, Mo, Ni, K, Se, Ag, Na, Sr, TL, Ti, V, Zn.
EPA 200.8: Al, Sb**,** As, Be, Cd, Cr, Cu, Fe, Pb, Mn, Ni, K, Se, Ag, Na, TL, Zn.
EPA 245.1 Hg.
SM2340B

For a complete listing of analytes and methods, please contact your Alpha Project Manager.

AIR ANALYSIS

PAGE 1 OF 1

CHAIN OF CUSTODY

ALPHA ANALYTICAL

320 Forbes Blvd, Mansfield, MA 02048
TEL: 508-822-9300 FAX: 508-822-3288

Date Rec'd in Lab: 10/13/23

ALPHA Job #: L2360825

Client Information

Client: ERM
Address: 8425 Woodfield Crossing Blvd.
Suite 560-W, Indianapolis, IN 46240
Phone: 317-706-2000
Fax:
Email: aaron.friedrich@erm.com

Project Information

Project Name: Schneider Electric
Project Location: Peru, IN
Project #:
Project Manager:
ALPHA Quote #:

Turn-Around-Time

☐ Standard ☒ Rush (only confirmed if pre-approved)

Date Due: 48 hr. TAT Time:

Report/Data Deliverables Information

☐ FAX ☐ EMAIL
☐ ADEx ☐ Add'l Deliverables

Billing Information

☐ Same as Client Info PO #

Regulatory Requirements/Report Limits

State/Fed	Program	Residential/Commercial

☐ These samples have been Previously analyzed by Alpha

Other Project Specific Requirements/Comments:

☒ Project-Specific Target Compound List

Report to: erika.smith@erm.com, caitlin.tillema@erm.com, bill.karban@erm.com

Analysis

All Columns Below Must Be Filled Out

Alpha Lab Use Only	Sample ID	Collection: End Date	Start Time	End Time	Initial Vac	Final Vac	Sample Matrix*	Sampler Initials	Can Size	ID Can	ID Flow Controller	TO-15	TO-15 SIM	APH (Subtract non-petroleum HCs)	FIXED GASES	Sulfides & Mercaptans by TO-15			Sample Specific Comments (i.e. PID)
60825-01	P1SGSS-1-20231012	10/12/23	0948	0952	-28.93	-4.26	SV	KS	1L	3843	02227	☒	☐	☐	☐	☐	☐	☐	See attached note.
-02	P1SGSS-27-20231012	10/12/23	1034	1038	-28.78	-4.38	SV	KS	1L	3864	02031	☒	☐	☐	☐	☐	☐	☐	
-03	P1SGSS-64-20231012	10/12/23	1012	1016	-28.44	-4.08	SV	KS	1L	660	01323	☒	☐	☐	☐	☐	☐	☐	
-04	SG-23-(5-5.5)-20231012	10/12/23	1308	1312	-28.72	-4.20	SV	KS	1L	1495	0664	☒	☐	☐	☐	☐	☐	☐	
-05	SG-23-(10-10.5)-20231012	10/12/23	1319	1323	-29.00	-4.30	SV	KS	1L	3538	0685	☒	☐	☐	☐	☐	☐	☐	
	Bad regs	NA	NA	NA	NA	NA	NA	NA	NA	NA	NA	☐	☐	☐	☐	☐	☐	☐	Bad regs
											Container Type	-	-	-	-	-	-	-	

*SAMPLE MATRIX CODES:

AA = Ambient Air (Indoor/Outdoor)
SV = Soil Vapor/Landfill Gas/SVE
Other = Please Specify

Relinquished By	Date/Time	Received By:	Date/Time
FEDEX	10/12/23 15:30	FEDEX	
	10/13/23 10:04		10/13/23 10:04

Please print clearly & legibly and completely. Samples can not be logged in and turn around time clock will not start until any ambiguities are resolved. All samples submitted are subject to Alpha's Payment Terms.

Form 101-02 (I) Rev: 25-Sept-15

ANALYTICAL REPORT

Lab Number:	L2360370
Client:	ERM, Inc. 8425 Woodfield Crossing Blvd. Ste 560-W West Indianapolis, IN 46240
ATTN:	Aaron Friedrich
Phone:	(317) 249-4751
Project Name:	SCHNEIDER ELECTRIC
Project Number:	Not Specified
Report Date:	10/18/23

The original project report/data package is held by Alpha Analytical. This report/data package is paginated and should be reproduced only in its entirety. Alpha Analytical holds no responsibility for results and/or data that are not consistent with the original.

Certifications & Approvals: MA (M-MA030), NH NELAP (2062), CT (PH-0825), DoD (L2474), FL (E87814), IL (200081), IN (C-MA-04), KY (KY98046), LA (85084), ME (MA00030), MD (350), MI (99110) , NJ (MA015), NY (11627), NC (685), OH (CL106), OR (MA-0262), PA (68-02089), RI (LAO00299), TX (T104704419), VT (VT-0015), VA (460194), WA (C954), US Army Corps of Engineers, USDA (Permit #525-23-107-88708), USFWS (Permit #206964).

320 Forbes Boulevard, Mansfield, MA 02048-1806
508-822-9300 (Fax) 508-822-3288 800-624-9220 - www.alphalab.com

Project Name: SCHNEIDER ELECTRIC
Project Number: Not Specified

Lab Number: L2360370
Report Date: 10/18/23

Alpha Sample ID	Client ID	Matrix	Sample Location	Collection Date/Time	Receive Date
L2360370-01	HRSC-011-5.5-6-20231011	SOIL_VAPOR	PERU, IN	10/11/23 09:40	10/12/23
L2360370-02	HRSC011-8.5-9-20231011	SOIL_VAPOR	PERU, IN	10/11/23 09:55	10/12/23
L2360370-03	SG-15-(5-5.5)-20231011	SOIL_VAPOR	PERU, IN	10/11/23 10:39	10/12/23
L2360370-04	SG-15-(10-10.5)-20231011	SOIL_VAPOR	PERU, IN	10/11/23 10:54	10/12/23
L2360370-05	SG-31-(5-5.5)-20231011	SOIL_VAPOR	PERU, IN	10/11/23 11:31	10/12/23
L2360370-06	SG-31-(10-10.5)-20231011	SOIL_VAPOR	PERU, IN	10/11/23 11:47	10/12/23
L2360370-07	SG-33-(5-5.5)-20231011	SOIL_VAPOR	PERU, IN	10/11/23 12:04	10/12/23
L2360370-08	SG-33-(10-10.5)-20231011	SOIL_VAPOR	PERU, IN	10/11/23 12:22	10/12/23
L2360370-09	SG-24-(5-5.5)-20231011	SOIL_VAPOR	PERU, IN	10/11/23 14:16	10/12/23
L2360370-10	SG-24-(10-10.5)-20231011	SOIL_VAPOR	PERU, IN	10/11/23 14:36	10/12/23
L2360370-11	UNUSED CAN #4009	SOIL_VAPOR	PERU, IN		10/12/23
L2360370-12	UNUSED CAN #736	SOIL_VAPOR	PERU, IN		10/12/23

Project Name:	SCHNEIDER ELECTRIC	**Lab Number:**	L2360370
Project Number:	Not Specified	**Report Date:**	10/18/23

Case Narrative

The samples were received in accordance with the Chain of Custody and no significant deviations were encountered during the preparation or analysis unless otherwise noted. Sample Receipt, Container Information, and the Chain of Custody are located at the back of the report.

Results contained within this report relate only to the samples submitted under this Alpha Lab Number and meet NELAP requirements for all NELAP accredited parameters unless otherwise noted in the following narrative. The data presented in this report is organized by parameter (i.e. VOC, SVOC, etc.). Sample specific Quality Control data (i.e. Surrogate Spike Recovery) is reported at the end of the target analyte list for each individual sample, followed by the Laboratory Batch Quality Control at the end of each parameter. Tentatively Identified Compounds (TICs), if requested, are reported for compounds identified to be present and are not part of the method/program Target Compound List, even if only a subset of the TCL are being reported. If a sample was re-analyzed or re-extracted due to a required quality control corrective action and if both sets of data are reported, the Laboratory ID of the re-analysis or re-extraction is designated with an "R" or "RE", respectively.

When multiple Batch Quality Control elements are reported (e.g. more than one LCS), the associated samples for each element are noted in the grey shaded header line of each data table. Any Laboratory Batch, Sample Specific % recovery or RPD value that is outside the listed Acceptance Criteria is bolded in the report. In reference to questions H (CAM) or 4 (RCP) when "NO" is checked, the performance criteria for CAM and RCP methods allow for some quality control failures to occur and still be within method compliance. In these instances, the specific failure is not narrated but noted in the associated QC Outlier Summary Report, located directly after the Case Narrative. QC information is also incorporated in the Data Usability Assessment table (Format 11) of our Data Merger tool, where it can be reviewed in conjunction with the sample result, associated regulatory criteria and any associated data usability implications.

Soil/sediments, solids and tissues are reported on a dry weight basis unless otherwise noted. Definitions of all data qualifiers and acronyms used in this report are provided in the Glossary located at the back of the report.

HOLD POLICY - For samples submitted on hold, Alpha's policy is to hold samples (with the exception of Air canisters) free of charge for 21 calendar days from the date the project is completed. After 21 calendar days, we will dispose of all samples submitted including those put on hold unless you have contacted your Alpha Project Manager and made arrangements for Alpha to continue to hold the samples. Air canisters will be disposed after 3 business days from the date the project is completed.

Please contact Project Management at 800-624-9220 with any questions.

Project Name:	SCHNEIDER ELECTRIC	**Lab Number:**	L2360370
Project Number:	Not Specified	**Report Date:**	10/18/23

Case Narrative (continued)

Report Revision

October 18, 2023 the report has been amended to change the sample IDs for L2360370-01 and L2360370-02 at the request of the client.

Volatile Organics in Air

Canisters were released from the laboratory on October 4, 2023. The canister certification results are provided as an addendum.

L2360370-01D through -10D: Prior to sample analysis, the canisters were pressurized with UHP Nitrogen due to canister size. The pressurization resulted in a dilution of the samples. The reporting limits have been elevated accordingly.

I, the undersigned, attest under the pains and penalties of perjury that, to the best of my knowledge and belief and based upon my personal inquiry of those responsible for providing the information contained in this analytical report, such information is accurate and complete. This certificate of analysis is not complete unless this page accompanies any and all pages of this report.

Authorized Signature: Christopher J. Anderson

Title: Technical Director/Representative Date: 10/18/23

AIR

Project Name: SCHNEIDER ELECTRIC
Project Number: Not Specified

Lab Number: L2360370
Report Date: 10/18/23

SAMPLE RESULTS

Lab ID: L2360370-01 D
Client ID: HRSC-011-5.5-6-20231011
Sample Location: PERU, IN

Date Collected: 10/11/23 09:40
Date Received: 10/12/23
Field Prep: Not Specified

Sample Depth:
Matrix: Soil_Vapor
Anaytical Method: 48,TO-15
Analytical Date: 10/14/23 00:18
Analyst: RAY

	ppbV			ug/m3				
Parameter	**Results**	**RL**	**MDL**	**Results**	**RL**	**MDL**	**Qualifier**	**Dilution Factor**
Volatile Organics in Air - Mansfield Lab								
Vinyl chloride	ND	0.443	--	ND	1.13	--		2.217
trans-1,2-Dichloroethene	ND	0.443	--	ND	1.76	--		2.217
cis-1,2-Dichloroethene	ND	0.443	--	ND	1.76	--		2.217
Trichloroethene	ND	0.443	--	ND	2.38	--		2.217
Tetrachloroethene	ND	0.443	--	ND	3.00	--		2.217

Internal Standard	**% Recovery**	**Qualifier**	**Acceptance Criteria**
1,4-Difluorobenzene	103		60-140
Bromochloromethane	100		60-140
chlorobenzene-d5	108		60-140

Project Name: SCHNEIDER ELECTRIC
Project Number: Not Specified

Lab Number: L2360370
Report Date: 10/18/23

SAMPLE RESULTS

Lab ID: L2360370-02 D
Client ID: HRSC011-8.5-9-20231011
Sample Location: PERU, IN

Date Collected: 10/11/23 09:55
Date Received: 10/12/23
Field Prep: Not Specified

Sample Depth:
Matrix: Soil_Vapor
Anaytical Method: 48,TO-15
Analytical Date: 10/14/23 00:56
Analyst: RAY

	ppbV			ug/m3				
Parameter	**Results**	**RL**	**MDL**	**Results**	**RL**	**MDL**	**Qualifier**	**Dilution Factor**
Volatile Organics in Air - Mansfield Lab								
Vinyl chloride	ND	0.438	--	ND	1.12	--		2.193
trans-1,2-Dichloroethene	ND	0.438	--	ND	1.74	--		2.193
cis-1,2-Dichloroethene	ND	0.438	--	ND	1.74	--		2.193
Trichloroethene	ND	0.438	--	ND	2.35	--		2.193
Tetrachloroethene	ND	0.438	--	ND	2.97	--		2.193

Internal Standard	**% Recovery**	**Qualifier**	**Acceptance Criteria**
1,4-Difluorobenzene	104		60-140
Bromochloromethane	100		60-140
chlorobenzene-d5	111		60-140

Project Name: SCHNEIDER ELECTRIC
Project Number: Not Specified

Lab Number: L2360370
Report Date: 10/18/23

SAMPLE RESULTS

Lab ID: L2360370-03 D
Client ID: SG-15-(5-5.5)-20231011
Sample Location: PERU, IN

Date Collected: 10/11/23 10:39
Date Received: 10/12/23
Field Prep: Not Specified

Sample Depth:
Matrix: Soil_Vapor
Anaytical Method: 48,TO-15
Analytical Date: 10/14/23 01:35
Analyst: RAY

	ppbV			ug/m3				
Parameter	**Results**	**RL**	**MDL**	**Results**	**RL**	**MDL**	**Qualifier**	**Dilution Factor**
Volatile Organics in Air - Mansfield Lab								
Vinyl chloride	ND	0.426	--	ND	1.09	--		2.131
trans-1,2-Dichloroethene	ND	0.426	--	ND	1.69	--		2.131
cis-1,2-Dichloroethene	ND	0.426	--	ND	1.69	--		2.131
Trichloroethene	ND	0.426	--	ND	2.29	--		2.131
Tetrachloroethene	ND	0.426	--	ND	2.89	--		2.131

Internal Standard	**% Recovery**	**Qualifier**	**Acceptance Criteria**
1,4-Difluorobenzene	104		60-140
Bromochloromethane	100		60-140
chlorobenzene-d5	111		60-140

Project Name: SCHNEIDER ELECTRIC
Project Number: Not Specified

Lab Number: L2360370
Report Date: 10/18/23

SAMPLE RESULTS

Lab ID: L2360370-04 D
Client ID: SG-15-(10-10.5)-20231011
Sample Location: PERU, IN

Date Collected: 10/11/23 10:54
Date Received: 10/12/23
Field Prep: Not Specified

Sample Depth:
Matrix: Soil_Vapor
Anaytical Method: 48,TO-15
Analytical Date: 10/14/23 02:14
Analyst: RAY

	ppbV			ug/m3				
Parameter	**Results**	**RL**	**MDL**	**Results**	**RL**	**MDL**	**Qualifier**	**Dilution Factor**
Volatile Organics in Air - Mansfield Lab								
Vinyl chloride	ND	0.444	--	ND	1.13	--		2.218
trans-1,2-Dichloroethene	ND	0.444	--	ND	1.76	--		2.218
cis-1,2-Dichloroethene	ND	0.444	--	ND	1.76	--		2.218
Trichloroethene	ND	0.444	--	ND	2.39	--		2.218
Tetrachloroethene	ND	0.444	--	ND	3.01	--		2.218

Internal Standard	**% Recovery**	**Qualifier**	**Acceptance Criteria**
1,4-Difluorobenzene	105		60-140
Bromochloromethane	101		60-140
chlorobenzene-d5	114		60-140

Project Name: SCHNEIDER ELECTRIC
Project Number: Not Specified

Lab Number: L2360370
Report Date: 10/18/23

SAMPLE RESULTS

Lab ID: L2360370-05 D
Client ID: SG-31-(5-5.5)-20231011
Sample Location: PERU, IN

Date Collected: 10/11/23 11:31
Date Received: 10/12/23
Field Prep: Not Specified

Sample Depth:
Matrix: Soil_Vapor
Anaytical Method: 48,TO-15
Analytical Date: 10/14/23 02:53
Analyst: RAY

	ppbV			ug/m3				
Parameter	**Results**	**RL**	**MDL**	**Results**	**RL**	**MDL**	**Qualifier**	**Dilution Factor**
Volatile Organics in Air - Mansfield Lab								
Vinyl chloride	ND	0.405	--	ND	1.04	--		2.027
trans-1,2-Dichloroethene	ND	0.405	--	ND	1.61	--		2.027
cis-1,2-Dichloroethene	ND	0.405	--	ND	1.61	--		2.027
Trichloroethene	ND	0.405	--	ND	2.18	--		2.027
Tetrachloroethene	ND	0.405	--	ND	2.75	--		2.027

Internal Standard	**% Recovery**	**Qualifier**	**Acceptance Criteria**
1,4-Difluorobenzene	106		60-140
Bromochloromethane	101		60-140
chlorobenzene-d5	113		60-140

Project Name: SCHNEIDER ELECTRIC
Project Number: Not Specified

Lab Number: L2360370
Report Date: 10/18/23

SAMPLE RESULTS

Lab ID: L2360370-06 D
Client ID: SG-31-(10-10.5)-20231011
Sample Location: PERU, IN

Date Collected: 10/11/23 11:47
Date Received: 10/12/23
Field Prep: Not Specified

Sample Depth:
Matrix: Soil_Vapor
Anaytical Method: 48,TO-15
Analytical Date: 10/14/23 03:32
Analyst: RAY

	ppbV			ug/m3				
Parameter	**Results**	**RL**	**MDL**	**Results**	**RL**	**MDL**	**Qualifier**	**Dilution Factor**
Volatile Organics in Air - Mansfield Lab								
Vinyl chloride	ND	0.444	--	ND	1.13	--		2.22
trans-1,2-Dichloroethene	ND	0.444	--	ND	1.76	--		2.22
cis-1,2-Dichloroethene	ND	0.444	--	ND	1.76	--		2.22
Trichloroethene	0.839	0.444	--	4.51	2.39	--		2.22
Tetrachloroethene	0.484	0.444	--	3.28	3.01	--		2.22

Internal Standard	**% Recovery**	**Qualifier**	**Acceptance Criteria**
1,4-Difluorobenzene	105		60-140
Bromochloromethane	101		60-140
chlorobenzene-d5	114		60-140

Project Name: SCHNEIDER ELECTRIC
Project Number: Not Specified

Lab Number: L2360370
Report Date: 10/18/23

SAMPLE RESULTS

Lab ID: L2360370-07 D
Client ID: SG-33-(5-5.5)-20231011
Sample Location: PERU, IN

Date Collected: 10/11/23 12:04
Date Received: 10/12/23
Field Prep: Not Specified

Sample Depth:
Matrix: Soil_Vapor
Anaytical Method: 48,TO-15
Analytical Date: 10/14/23 04:11
Analyst: RAY

	ppbV			ug/m3				
Parameter	**Results**	**RL**	**MDL**	**Results**	**RL**	**MDL**	**Qualifier**	**Dilution Factor**
Volatile Organics in Air - Mansfield Lab								
Vinyl chloride	ND	0.442	--	ND	1.13	--		2.212
trans-1,2-Dichloroethene	ND	0.442	--	ND	1.75	--		2.212
cis-1,2-Dichloroethene	ND	0.442	--	ND	1.75	--		2.212
Trichloroethene	ND	0.442	--	ND	2.38	--		2.212
Tetrachloroethene	ND	0.442	--	ND	3.00	--		2.212

Internal Standard	**% Recovery**	**Qualifier**	**Acceptance Criteria**
1,4-Difluorobenzene	106		60-140
Bromochloromethane	101		60-140
chlorobenzene-d5	115		60-140

Project Name: SCHNEIDER ELECTRIC
Project Number: Not Specified

Lab Number: L2360370
Report Date: 10/18/23

SAMPLE RESULTS

Lab ID: L2360370-08 D
Client ID: SG-33-(10-10.5)-20231011
Sample Location: PERU, IN

Date Collected: 10/11/23 12:22
Date Received: 10/12/23
Field Prep: Not Specified

Sample Depth:
Matrix: Soil_Vapor
Anaytical Method: 48,TO-15
Analytical Date: 10/14/23 04:49
Analyst: RAY

	ppbV			ug/m3				
Parameter	**Results**	**RL**	**MDL**	**Results**	**RL**	**MDL**	**Qualifier**	**Dilution Factor**
Volatile Organics in Air - Mansfield Lab								
Vinyl chloride	ND	0.425	--	ND	1.09	--		2.123
trans-1,2-Dichloroethene	ND	0.425	--	ND	1.69	--		2.123
cis-1,2-Dichloroethene	ND	0.425	--	ND	1.69	--		2.123
Trichloroethene	1.20	0.425	--	6.45	2.28	--		2.123
Tetrachloroethene	0.815	0.425	--	5.53	2.88	--		2.123

Internal Standard	**% Recovery**	**Qualifier**	**Acceptance Criteria**
1,4-Difluorobenzene	106		60-140
Bromochloromethane	101		60-140
chlorobenzene-d5	114		60-140

Project Name: SCHNEIDER ELECTRIC
Project Number: Not Specified

Lab Number: L2360370
Report Date: 10/18/23

SAMPLE RESULTS

Lab ID: L2360370-09 D
Client ID: SG-24-(5-5.5)-20231011
Sample Location: PERU, IN

Date Collected: 10/11/23 14:16
Date Received: 10/12/23
Field Prep: Not Specified

Sample Depth:
Matrix: Soil_Vapor
Anaytical Method: 48,TO-15
Analytical Date: 10/14/23 05:28
Analyst: RAY

	ppbV			ug/m3				
Parameter	**Results**	**RL**	**MDL**	**Results**	**RL**	**MDL**	**Qualifier**	**Dilution Factor**
Volatile Organics in Air - Mansfield Lab								
Vinyl chloride	ND	0.455	--	ND	1.16	--		2.277
trans-1,2-Dichloroethene	ND	0.455	--	ND	1.80	--		2.277
cis-1,2-Dichloroethene	ND	0.455	--	ND	1.80	--		2.277
Trichloroethene	ND	0.455	--	ND	2.45	--		2.277
Tetrachloroethene	ND	0.455	--	ND	3.09	--		2.277

Internal Standard	**% Recovery**	**Qualifier**	**Acceptance Criteria**
1,4-Difluorobenzene	104		60-140
Bromochloromethane	99		60-140
chlorobenzene-d5	114		60-140

Project Name: SCHNEIDER ELECTRIC
Project Number: Not Specified

Lab Number: L2360370
Report Date: 10/18/23

SAMPLE RESULTS

Lab ID: L2360370-10 D
Client ID: SG-24-(10-10.5)-20231011
Sample Location: PERU, IN

Date Collected: 10/11/23 14:36
Date Received: 10/12/23
Field Prep: Not Specified

Sample Depth:
Matrix: Soil_Vapor
Anaytical Method: 48,TO-15
Analytical Date: 10/14/23 06:07
Analyst: RAY

	ppbV			ug/m3				
Parameter	**Results**	**RL**	**MDL**	**Results**	**RL**	**MDL**	**Qualifier**	**Dilution Factor**
Volatile Organics in Air - Mansfield Lab								
Vinyl chloride	ND	0.403	--	ND	1.03	--		2.014
trans-1,2-Dichloroethene	ND	0.403	--	ND	1.60	--		2.014
cis-1,2-Dichloroethene	ND	0.403	--	ND	1.60	--		2.014
Trichloroethene	0.572	0.403	--	3.07	2.17	--		2.014
Tetrachloroethene	ND	0.403	--	ND	2.73	--		2.014

Internal Standard	**% Recovery**	**Qualifier**	**Acceptance Criteria**
1,4-Difluorobenzene	107		60-140
Bromochloromethane	101		60-140
chlorobenzene-d5	114		60-140

Project Name: SCHNEIDER ELECTRIC
Project Number: Not Specified
Lab Number: L2360370
Report Date: 10/18/23

Method Blank Analysis
Batch Quality Control

Analytical Method: 48,TO-15
Analytical Date: 10/13/23 18:26

Parameter	ppbV Results	ppbV RL	ppbV MDL	ug/m3 Results	ug/m3 RL	ug/m3 MDL	Qualifier	Dilution Factor
Volatile Organics in Air - Mansfield Lab for sample(s): 01-10 Batch: WG1839581-4								
Vinyl chloride	ND	0.200	--	ND	0.511	--		1
trans-1,2-Dichloroethene	ND	0.200	--	ND	0.793	--		1
cis-1,2-Dichloroethene	ND	0.200	--	ND	0.793	--		1
Trichloroethene	ND	0.200	--	ND	1.07	--		1
Tetrachloroethene	ND	0.200	--	ND	1.36	--		1

Lab Control Sample Analysis

Batch Quality Control

Project Name: SCHNEIDER ELECTRIC

Project Number: Not Specified

Lab Number: L2360370

Report Date: 10/18/23

Parameter	LCS %Recovery	Qual	LCSD %Recovery	Qual	%Recovery Limits	RPD	Qual	RPD Limits
Volatile Organics in Air - Mansfield Lab Associated sample(s): 01-10 Batch: WG1839581-3								
Vinyl chloride	94		-		70-130	-		
trans-1,2-Dichloroethene	98		-		70-130	-		
cis-1,2-Dichloroethene	103		-		70-130	-		
Trichloroethene	104		-		70-130	-		
Tetrachloroethene	112		-		70-130	-		

Project Name: SCHNEIDER ELECTRIC

Lab Number: L2360370

Project Number:

Report Date: 10/18/23

Canister and Flow Controller Information

Samplenum	Client ID	Media ID	Media Type	Date Prepared	Bottle Order	Cleaning Batch ID	Can Leak Check	Initial Pressure (in. Hg)	Pressure on Receipt (in. Hg)	Flow Controler Leak Chk	Flow Out mL/min	Flow In mL/min	% RPD
L2360370-01	HRSC-011-5.5-6-20231011	01837	SV200	10/04/23	438781		-	-	-	Pass	208	207	0
L2360370-01	HRSC-011-5.5-6-20231011	2475	1.0L Can	10/04/23	438781	L2357309-07	Pass	-29.9	-3.4	-	-	-	-
L2360370-02	HRSC011-8.5-9-20231011	01867	SV200	10/04/23	438781		-	-	-	Pass	210	210	0
L2360370-02	HRSC011-8.5-9-20231011	4006	1.0L Can	10/04/23	438781	L2357309-07	Pass	-29.9	-3.8	-	-	-	-
L2360370-03	SG-15-(5-5.5)-20231011	0605	SV200	10/04/23	438781		-	-	-	Pass	211	213	1
L2360370-03	SG-15-(5-5.5)-20231011	3977	1.0L Can	10/04/23	438781	L2355780-02	Pass	-29.9	-4.2	-	-	-	-
L2360370-04	SG-15-(10-10.5)-20231011	0889	SV200	10/04/23	438781		-	-	-	Pass	211	210	0
L2360370-04	SG-15-(10-10.5)-20231011	4007	1.0L Can	10/04/23	438781	L2357309-07	Pass	-29.9	-4.5	-	-	-	-
L2360370-05	SG-31-(5-5.5)-20231011	01905	SV200	09/28/23	438742		-	-	-	Pass	214	214	0
L2360370-05	SG-31-(5-5.5)-20231011	798	1.0L Can	10/04/23	438781	L2357309-07	Pass	-29.8	-4.8	-	-	-	-
L2360370-06	SG-31-(10-10.5)-20231011	02115	SV200	09/28/23	438742		-	-	-	Pass	208	210	1
L2360370-06	SG-31-(10-10.5)-20231011	2498	1.0L Can	10/04/23	438781	L2357309-07	Pass	-30.0	-4.8	-	-	-	-
L2360370-07	SG-33-(5-5.5)-20231011	0604	SV200	10/04/23	438781		-	-	-	Pass	212	207	2
L2360370-07	SG-33-(5-5.5)-20231011	4005	1.0L Can	10/04/23	438781	L2357309-07	Pass	-29.9	-5.0	-	-	-	-
L2360370-08	SG-33-(10-10.5)-20231011	02292	SV200	10/04/23	438781		-	-	-	Pass	212	211	0

Project Name: SCHNEIDER ELECTRIC

Lab Number: L2360370

Project Number:

Report Date: 10/18/23

Canister and Flow Controller Information

Samplenum	Client ID	Media ID	Media Type	Date Prepared	Bottle Order	Cleaning Batch ID	Can Leak Check	Initial Pressure (in. Hg)	Pressure on Receipt (in. Hg)	Flow Controler Leak Chk	Flow Out mL/min	Flow In mL/min	% RPD
L2360370-08	SG-33-(10-10.5)-20231011	1929	1.0L Can	10/04/23	438781	L2356168-07	Pass	-29.9	-4.8	-	-	-	-
L2360370-09	SG-24-(5-5.5)-20231011	0573	SV200	09/28/23	438742		-	-	-	Pass	208	207	0
L2360370-09	SG-24-(5-5.5)-20231011	3998	1.0L Can	10/04/23	438781	L2357309-07	Pass	-29.9	-5.7	-	-	-	-
L2360370-10	SG-24-(10-10.5)-20231011	01986	SV200	10/04/23	438781		-	-	-	Pass	212	212	0
L2360370-10	SG-24-(10-10.5)-20231011	3992	1.0L Can	10/04/23	438781	L2357309-07	Pass	-29.9	-5.4	-	-	-	-
L2360370-11	UNUSED CAN #4009	0690	SV200	10/04/23	438781		-	-	-	Pass	209	208	0
L2360370-11	UNUSED CAN #4009	4009	1.0L Can	10/04/23	438781	L2357309-07	Pass	-29.1	-26.4	-	-	-	-
L2360370-12	UNUSED CAN #736	01017	SV200	10/04/23	438781		-	-	-	Pass	212	214	1
L2360370-12	UNUSED CAN #736	736	1.0L Can	10/04/23	438781	L2357309-07	Pass	-29.4	-27.2	-	-	-	-

Project Name: BATCH CANISTER CERTIFICATION
Project Number: CANISTER QC BAT
Lab Number: L2355780
Report Date: 10/18/23

Air Canister Certification Results

Lab ID: L2355780-02
Client ID: CAN 2414 SHELF 11
Sample Location:

Date Collected: 09/21/23 18:00
Date Received: 09/22/23
Field Prep: Not Specified

Sample Depth:
Matrix: Air
Anaytical Method: 48,TO-15
Analytical Date: 09/22/23 17:45
Analyst: BJB

	ppbV			ug/m3				
Parameter	**Results**	**RL**	**MDL**	**Results**	**RL**	**MDL**	**Qualifier**	**Dilution Factor**
Volatile Organics in Air - Mansfield Lab								
Chlorodifluoromethane	ND	0.200	--	ND	0.707	--		1
Propylene	ND	0.500	--	ND	0.861	--		1
Propane	ND	0.500	--	ND	0.902	--		1
Dichlorodifluoromethane	ND	0.200	--	ND	0.989	--		1
Chloromethane	ND	0.200	--	ND	0.413	--		1
Freon-114	ND	0.200	--	ND	1.40	--		1
Methanol	ND	5.00	--	ND	6.55	--		1
Vinyl chloride	ND	0.200	--	ND	0.511	--		1
1,3-Butadiene	ND	0.200	--	ND	0.442	--		1
Butane	ND	0.200	--	ND	0.475	--		1
Bromomethane	ND	0.200	--	ND	0.777	--		1
Chloroethane	ND	0.200	--	ND	0.528	--		1
Ethanol	ND	5.00	--	ND	9.42	--		1
Dichlorofluoromethane	ND	0.200	--	ND	0.842	--		1
Vinyl bromide	ND	0.200	--	ND	0.874	--		1
Acrolein	ND	0.500	--	ND	1.15	--		1
Acetone	ND	1.00	--	ND	2.38	--		1
Acetonitrile	ND	0.200	--	ND	0.336	--		1
Trichlorofluoromethane	ND	0.200	--	ND	1.12	--		1
Isopropanol	ND	0.500	--	ND	1.23	--		1
Acrylonitrile	ND	0.500	--	ND	1.09	--		1
Pentane	ND	0.200	--	ND	0.590	--		1
Ethyl ether	ND	0.200	--	ND	0.606	--		1
1,1-Dichloroethene	ND	0.200	--	ND	0.793	--		1

Project Name: BATCH CANISTER CERTIFICATION
Project Number: CANISTER QC BAT
Lab Number: L2355780
Report Date: 10/18/23

Air Canister Certification Results

Lab ID: L2355780-02
Client ID: CAN 2414 SHELF 11
Sample Location:

Date Collected: 09/21/23 18:00
Date Received: 09/22/23
Field Prep: Not Specified

Sample Depth:

Parameter	ppbV Results	ppbV RL	ppbV MDL	ug/m3 Results	ug/m3 RL	ug/m3 MDL	Qualifier	Dilution Factor
Volatile Organics in Air - Mansfield Lab								
Tertiary butyl Alcohol	ND	0.500	--	ND	1.52	--		1
Methylene chloride	ND	0.500	--	ND	1.74	--		1
3-Chloropropene	ND	0.200	--	ND	0.626	--		1
Carbon disulfide	ND	0.200	--	ND	0.623	--		1
Freon-113	ND	0.200	--	ND	1.53	--		1
trans-1,2-Dichloroethene	ND	0.200	--	ND	0.793	--		1
1,1-Dichloroethane	ND	0.200	--	ND	0.809	--		1
Methyl tert butyl ether	ND	0.200	--	ND	0.721	--		1
Vinyl acetate	ND	1.00	--	ND	3.52	--		1
2-Butanone	ND	0.500	--	ND	1.47	--		1
Xylenes, total	ND	0.600	--	ND	0.869	--		1
cis-1,2-Dichloroethene	ND	0.200	--	ND	0.793	--		1
Ethyl Acetate	ND	0.500	--	ND	1.80	--		1
Chloroform	ND	0.200	--	ND	0.977	--		1
Tetrahydrofuran	ND	0.500	--	ND	1.47	--		1
2,2-Dichloropropane	ND	0.200	--	ND	0.924	--		1
1,2-Dichloroethane	ND	0.200	--	ND	0.809	--		1
n-Hexane	ND	0.200	--	ND	0.705	--		1
Diisopropyl ether	ND	0.200	--	ND	0.836	--		1
tert-Butyl Ethyl Ether	ND	0.200	--	ND	0.836	--		1
1,2-Dichloroethene (total)	ND	1.00	--	ND	1.00	--		1
1,1,1-Trichloroethane	ND	0.200	--	ND	1.09	--		1
1,1-Dichloropropene	ND	0.200	--	ND	0.908	--		1
Benzene	ND	0.200	--	ND	0.639	--		1
Carbon tetrachloride	ND	0.200	--	ND	1.26	--		1
Cyclohexane	ND	0.200	--	ND	0.688	--		1
tert-Amyl Methyl Ether	ND	0.200	--	ND	0.836	--		1

Project Name: BATCH CANISTER CERTIFICATION
Project Number: CANISTER QC BAT
Lab Number: L2355780
Report Date: 10/18/23

Air Canister Certification Results

Lab ID: L2355780-02
Client ID: CAN 2414 SHELF 11
Sample Location:

Date Collected: 09/21/23 18:00
Date Received: 09/22/23
Field Prep: Not Specified

Sample Depth:

Parameter	ppbV Results	ppbV RL	ppbV MDL	ug/m3 Results	ug/m3 RL	ug/m3 MDL	Qualifier	Dilution Factor
Volatile Organics in Air - Mansfield Lab								
Dibromomethane	ND	0.200	--	ND	1.42	--		1
1,2-Dichloropropane	ND	0.200	--	ND	0.924	--		1
Bromodichloromethane	ND	0.200	--	ND	1.34	--		1
1,4-Dioxane	ND	0.200	--	ND	0.721	--		1
Trichloroethene	ND	0.200	--	ND	1.07	--		1
2,2,4-Trimethylpentane	ND	0.200	--	ND	0.934	--		1
Methyl Methacrylate	ND	0.500	--	ND	2.05	--		1
Heptane	ND	0.200	--	ND	0.820	--		1
cis-1,3-Dichloropropene	ND	0.200	--	ND	0.908	--		1
4-Methyl-2-pentanone	ND	0.500	--	ND	2.05	--		1
trans-1,3-Dichloropropene	ND	0.200	--	ND	0.908	--		1
1,1,2-Trichloroethane	ND	0.200	--	ND	1.09	--		1
Toluene	ND	0.200	--	ND	0.754	--		1
1,3-Dichloropropane	ND	0.200	--	ND	0.924	--		1
2-Hexanone	ND	0.200	--	ND	0.820	--		1
Dibromochloromethane	ND	0.200	--	ND	1.70	--		1
1,2-Dibromoethane	ND	0.200	--	ND	1.54	--		1
Butyl acetate	ND	0.500	--	ND	2.38	--		1
Octane	ND	0.200	--	ND	0.934	--		1
Tetrachloroethene	ND	0.200	--	ND	1.36	--		1
1,1,1,2-Tetrachloroethane	ND	0.200	--	ND	1.37	--		1
Chlorobenzene	ND	0.200	--	ND	0.921	--		1
Ethylbenzene	ND	0.200	--	ND	0.869	--		1
p/m-Xylene	ND	0.400	--	ND	1.74	--		1
Bromoform	ND	0.200	--	ND	2.07	--		1
Styrene	ND	0.200	--	ND	0.852	--		1
1,1,2,2-Tetrachloroethane	ND	0.200	--	ND	1.37	--		1

Project Name: BATCH CANISTER CERTIFICATION
Project Number: CANISTER QC BAT
Lab Number: L2355780
Report Date: 10/18/23

Air Canister Certification Results

Lab ID: L2355780-02
Client ID: CAN 2414 SHELF 11
Sample Location:

Date Collected: 09/21/23 18:00
Date Received: 09/22/23
Field Prep: Not Specified

Sample Depth:

Parameter	ppbV Results	ppbV RL	ppbV MDL	ug/m3 Results	ug/m3 RL	ug/m3 MDL	Qualifier	Dilution Factor
Volatile Organics in Air - Mansfield Lab								
o-Xylene	ND	0.200	--	ND	0.869	--		1
1,2,3-Trichloropropane	ND	0.200	--	ND	1.21	--		1
Nonane	ND	0.200	--	ND	1.05	--		1
Isopropylbenzene	ND	0.200	--	ND	0.983	--		1
Bromobenzene	ND	0.200	--	ND	0.793	--		1
2-Chlorotoluene	ND	0.200	--	ND	1.04	--		1
n-Propylbenzene	ND	0.200	--	ND	0.983	--		1
4-Chlorotoluene	ND	0.200	--	ND	1.04	--		1
4-Ethyltoluene	ND	0.200	--	ND	0.983	--		1
1,3,5-Trimethylbenzene	ND	0.200	--	ND	0.983	--		1
tert-Butylbenzene	ND	0.200	--	ND	1.10	--		1
1,2,4-Trimethylbenzene	ND	0.200	--	ND	0.983	--		1
Decane	ND	0.200	--	ND	1.16	--		1
Benzyl chloride	ND	0.200	--	ND	1.04	--		1
1,3-Dichlorobenzene	ND	0.200	--	ND	1.20	--		1
1,4-Dichlorobenzene	ND	0.200	--	ND	1.20	--		1
sec-Butylbenzene	ND	0.200	--	ND	1.10	--		1
p-Isopropyltoluene	ND	0.200	--	ND	1.10	--		1
1,2-Dichlorobenzene	ND	0.200	--	ND	1.20	--		1
n-Butylbenzene	ND	0.200	--	ND	1.10	--		1
1,2-Dibromo-3-chloropropane	ND	0.200	--	ND	1.93	--		1
Undecane	ND	0.200	--	ND	1.28	--		1
Dodecane	ND	0.200	--	ND	1.39	--		1
1,2,4-Trichlorobenzene	ND	0.200	--	ND	1.48	--		1
Naphthalene	ND	0.200	--	ND	1.05	--		1
1,2,3-Trichlorobenzene	ND	0.200	--	ND	1.48	--		1
Hexachlorobutadiene	ND	0.200	--	ND	2.13	--		1

Project Name: BATCH CANISTER CERTIFICATION
Project Number: CANISTER QC BAT

Lab Number: L2355780
Report Date: 10/18/23

Air Canister Certification Results

Lab ID: L2355780-02
Client ID: CAN 2414 SHELF 11
Sample Location:

Date Collected: 09/21/23 18:00
Date Received: 09/22/23
Field Prep: Not Specified

Sample Depth:

Parameter	ppbV Results	ppbV RL	ppbV MDL	ug/m3 Results	ug/m3 RL	ug/m3 MDL	Qualifier	Dilution Factor
Volatile Organics in Air - Mansfield Lab								

	Results	Qualifier	Units	RDL	Dilution Factor
Tentatively Identified Compounds					

No Tentatively Identified Compounds

Internal Standard	% Recovery	Qualifier	Acceptance Criteria
1,4-Difluorobenzene	91		60-140
Bromochloromethane	96		60-140
chlorobenzene-d5	86		60-140

Project Name: BATCH CANISTER CERTIFICATION
Project Number: CANISTER QC BAT

Lab Number: L2355780
Report Date: 10/18/23

Air Canister Certification Results

Lab ID: L2355780-02
Client ID: CAN 2414 SHELF 11
Sample Location:

Date Collected: 09/21/23 18:00
Date Received: 09/22/23
Field Prep: Not Specified

Sample Depth:
Matrix: Air
Anaytical Method: 48,TO-15-SIM
Analytical Date: 09/22/23 17:45
Analyst: BJB

	ppbV			ug/m3				
Parameter	**Results**	**RL**	**MDL**	**Results**	**RL**	**MDL**	**Qualifier**	**Dilution Factor**
Volatile Organics in Air by SIM - Mansfield Lab								
Dichlorodifluoromethane	ND	0.200	--	ND	0.989	--		1
Chloromethane	ND	0.200	--	ND	0.413	--		1
Freon-114	ND	0.050	--	ND	0.349	--		1
Vinyl chloride	ND	0.020	--	ND	0.051	--		1
1,3-Butadiene	ND	0.020	--	ND	0.044	--		1
Bromomethane	ND	0.020	--	ND	0.078	--		1
Chloroethane	ND	0.100	--	ND	0.264	--		1
Acrolein	ND	0.050	--	ND	0.115	--		1
Acetone	ND	1.00	--	ND	2.38	--		1
Trichlorofluoromethane	ND	0.050	--	ND	0.281	--		1
Acrylonitrile	ND	0.500	--	ND	1.09	--		1
1,1-Dichloroethene	ND	0.020	--	ND	0.079	--		1
Methylene chloride	ND	0.500	--	ND	1.74	--		1
Freon-113	ND	0.050	--	ND	0.383	--		1
trans-1,2-Dichloroethene	ND	0.020	--	ND	0.079	--		1
1,1-Dichloroethane	ND	0.020	--	ND	0.081	--		1
Methyl tert butyl ether	ND	0.200	--	ND	0.721	--		1
2-Butanone	ND	0.500	--	ND	1.47	--		1
cis-1,2-Dichloroethene	ND	0.020	--	ND	0.079	--		1
Chloroform	ND	0.020	--	ND	0.098	--		1
1,2-Dichloroethane	ND	0.020	--	ND	0.081	--		1
1,1,1-Trichloroethane	ND	0.020	--	ND	0.109	--		1
Benzene	ND	0.100	--	ND	0.319	--		1
Carbon tetrachloride	ND	0.020	--	ND	0.126	--		1

Project Name: BATCH CANISTER CERTIFICATION **Lab Number:** L2355780

Project Number: CANISTER QC BAT **Report Date:** 10/18/23

Air Canister Certification Results

Lab ID: L2355780-02
Client ID: CAN 2414 SHELF 11
Sample Location:

Date Collected: 09/21/23 18:00
Date Received: 09/22/23
Field Prep: Not Specified

Sample Depth:

Parameter	ppbV Results	ppbV RL	ppbV MDL	ug/m3 Results	ug/m3 RL	ug/m3 MDL	Qualifier	Dilution Factor
Volatile Organics in Air by SIM - Mansfield Lab								
1,2-Dichloropropane	ND	0.020	--	ND	0.092	--		1
Bromodichloromethane	ND	0.020	--	ND	0.134	--		1
1,4-Dioxane	ND	0.100	--	ND	0.360	--		1
Trichloroethene	ND	0.020	--	ND	0.107	--		1
cis-1,3-Dichloropropene	ND	0.020	--	ND	0.091	--		1
4-Methyl-2-pentanone	ND	0.500	--	ND	2.05	--		1
trans-1,3-Dichloropropene	ND	0.020	--	ND	0.091	--		1
1,1,2-Trichloroethane	ND	0.020	--	ND	0.109	--		1
Toluene	ND	0.100	--	ND	0.377	--		1
Dibromochloromethane	ND	0.020	--	ND	0.170	--		1
1,2-Dibromoethane	ND	0.020	--	ND	0.154	--		1
Tetrachloroethene	ND	0.020	--	ND	0.136	--		1
1,1,1,2-Tetrachloroethane	ND	0.020	--	ND	0.137	--		1
Chlorobenzene	ND	0.100	--	ND	0.461	--		1
Ethylbenzene	ND	0.020	--	ND	0.087	--		1
p/m-Xylene	ND	0.040	--	ND	0.174	--		1
Bromoform	ND	0.020	--	ND	0.207	--		1
Styrene	ND	0.020	--	ND	0.085	--		1
1,1,2,2-Tetrachloroethane	ND	0.020	--	ND	0.137	--		1
o-Xylene	ND	0.020	--	ND	0.087	--		1
Isopropylbenzene	ND	0.200	--	ND	0.983	--		1
4-Ethyltoluene	ND	0.020	--	ND	0.098	--		1
1,3,5-Trimethybenzene	ND	0.020	--	ND	0.098	--		1
1,2,4-Trimethylbenzene	ND	0.020	--	ND	0.098	--		1
Benzyl chloride	ND	0.100	--	ND	0.518	--		1
1,3-Dichlorobenzene	ND	0.020	--	ND	0.120	--		1
1,4-Dichlorobenzene	ND	0.020	--	ND	0.120	--		1

Project Name: BATCH CANISTER CERTIFICATION
Project Number: CANISTER QC BAT
Lab Number: L2355780
Report Date: 10/18/23

Air Canister Certification Results

Lab ID: L2355780-02
Client ID: CAN 2414 SHELF 11
Sample Location:

Date Collected: 09/21/23 18:00
Date Received: 09/22/23
Field Prep: Not Specified

Sample Depth:

Parameter	ppbV Results	ppbV RL	ppbV MDL	ug/m3 Results	ug/m3 RL	ug/m3 MDL	Qualifier	Dilution Factor
Volatile Organics in Air by SIM - Mansfield Lab								
sec-Butylbenzene	ND	0.200	--	ND	1.10	--		1
p-Isopropyltoluene	ND	0.200	--	ND	1.10	--		1
1,2-Dichlorobenzene	ND	0.020	--	ND	0.120	--		1
n-Butylbenzene	ND	0.200	--	ND	1.10	--		1
1,2,4-Trichlorobenzene	ND	0.050	--	ND	0.371	--		1
Naphthalene	ND	0.050	--	ND	0.262	--		1
1,2,3-Trichlorobenzene	ND	0.050	--	ND	0.371	--		1
Hexachlorobutadiene	ND	0.050	--	ND	0.533	--		1

Internal Standard	% Recovery	Qualifier	Acceptance Criteria
1,4-difluorobenzene	80		60-140
bromochloromethane	89		60-140
chlorobenzene-d5	84		60-140

Project Name: BATCH CANISTER CERTIFICATION **Lab Number:** L2357309

Project Number: CANISTER QC BAT **Report Date:** 10/18/23

Air Canister Certification Results

Lab ID: L2357309-07
Client ID: CAN 3838 SHELF 10
Sample Location:

Date Collected: 09/28/23 18:00
Date Received: 09/29/23
Field Prep: Not Specified

Sample Depth:
Matrix: Air
Anaytical Method: 48,TO-15
Analytical Date: 09/30/23 00:44
Analyst: RAY

	ppbV			ug/m3				
Parameter	**Results**	**RL**	**MDL**	**Results**	**RL**	**MDL**	**Qualifier**	**Dilution Factor**
Volatile Organics in Air - Mansfield Lab								
Chlorodifluoromethane	ND	0.200	--	ND	0.707	--		1
Propylene	ND	0.500	--	ND	0.861	--		1
Propane	ND	0.500	--	ND	0.902	--		1
Dichlorodifluoromethane	ND	0.200	--	ND	0.989	--		1
Chloromethane	ND	0.200	--	ND	0.413	--		1
Freon-114	ND	0.200	--	ND	1.40	--		1
Methanol	ND	5.00	--	ND	6.55	--		1
Vinyl chloride	ND	0.200	--	ND	0.511	--		1
1,3-Butadiene	ND	0.200	--	ND	0.442	--		1
Butane	ND	0.200	--	ND	0.475	--		1
Bromomethane	ND	0.200	--	ND	0.777	--		1
Chloroethane	ND	0.200	--	ND	0.528	--		1
Ethanol	ND	5.00	--	ND	9.42	--		1
Dichlorofluoromethane	ND	0.200	--	ND	0.842	--		1
Vinyl bromide	ND	0.200	--	ND	0.874	--		1
Acrolein	ND	0.500	--	ND	1.15	--		1
Acetone	ND	1.00	--	ND	2.38	--		1
Acetonitrile	ND	0.200	--	ND	0.336	--		1
Trichlorofluoromethane	ND	0.200	--	ND	1.12	--		1
Isopropanol	ND	0.500	--	ND	1.23	--		1
Acrylonitrile	ND	0.500	--	ND	1.09	--		1
Pentane	ND	0.200	--	ND	0.590	--		1
Ethyl ether	ND	0.200	--	ND	0.606	--		1
1,1-Dichloroethene	ND	0.200	--	ND	0.793	--		1

Project Name: BATCH CANISTER CERTIFICATION
Project Number: CANISTER QC BAT
Lab Number: L2357309
Report Date: 10/18/23

Air Canister Certification Results

Lab ID: L2357309-07
Client ID: CAN 3838 SHELF 10
Sample Location:

Date Collected: 09/28/23 18:00
Date Received: 09/29/23
Field Prep: Not Specified

Sample Depth:

Parameter	ppbV Results	ppbV RL	ppbV MDL	ug/m3 Results	ug/m3 RL	ug/m3 MDL	Qualifier	Dilution Factor
Volatile Organics in Air - Mansfield Lab								
Tertiary butyl Alcohol	ND	0.500	--	ND	1.52	--		1
Methylene chloride	ND	0.500	--	ND	1.74	--		1
3-Chloropropene	ND	0.200	--	ND	0.626	--		1
Carbon disulfide	ND	0.200	--	ND	0.623	--		1
Freon-113	ND	0.200	--	ND	1.53	--		1
trans-1,2-Dichloroethene	ND	0.200	--	ND	0.793	--		1
1,1-Dichloroethane	ND	0.200	--	ND	0.809	--		1
Methyl tert butyl ether	ND	0.200	--	ND	0.721	--		1
Vinyl acetate	ND	1.00	--	ND	3.52	--		1
2-Butanone	ND	0.500	--	ND	1.47	--		1
Xylenes, total	ND	0.600	--	ND	0.869	--		1
cis-1,2-Dichloroethene	ND	0.200	--	ND	0.793	--		1
Ethyl Acetate	ND	0.500	--	ND	1.80	--		1
Chloroform	ND	0.200	--	ND	0.977	--		1
Tetrahydrofuran	ND	0.500	--	ND	1.47	--		1
2,2-Dichloropropane	ND	0.200	--	ND	0.924	--		1
1,2-Dichloroethane	ND	0.200	--	ND	0.809	--		1
n-Hexane	ND	0.200	--	ND	0.705	--		1
Diisopropyl ether	ND	0.200	--	ND	0.836	--		1
tert-Butyl Ethyl Ether	ND	0.200	--	ND	0.836	--		1
1,2-Dichloroethene (total)	ND	1.00	--	ND	1.00	--		1
1,1,1-Trichloroethane	ND	0.200	--	ND	1.09	--		1
1,1-Dichloropropene	ND	0.200	--	ND	0.908	--		1
Benzene	ND	0.200	--	ND	0.639	--		1
Carbon tetrachloride	ND	0.200	--	ND	1.26	--		1
Cyclohexane	ND	0.200	--	ND	0.688	--		1
tert-Amyl Methyl Ether	ND	0.200	--	ND	0.836	--		1

Project Name: BATCH CANISTER CERTIFICATION
Project Number: CANISTER QC BAT
Lab Number: L2357309
Report Date: 10/18/23

Air Canister Certification Results

Lab ID: L2357309-07
Client ID: CAN 3838 SHELF 10
Sample Location:

Date Collected: 09/28/23 18:00
Date Received: 09/29/23
Field Prep: Not Specified

Sample Depth:

Parameter	ppbV Results	ppbV RL	ppbV MDL	ug/m3 Results	ug/m3 RL	ug/m3 MDL	Qualifier	Dilution Factor
Volatile Organics in Air - Mansfield Lab								
Dibromomethane	ND	0.200	--	ND	1.42	--		1
1,2-Dichloropropane	ND	0.200	--	ND	0.924	--		1
Bromodichloromethane	ND	0.200	--	ND	1.34	--		1
1,4-Dioxane	ND	0.200	--	ND	0.721	--		1
Trichloroethene	ND	0.200	--	ND	1.07	--		1
2,2,4-Trimethylpentane	ND	0.200	--	ND	0.934	--		1
Methyl Methacrylate	ND	0.500	--	ND	2.05	--		1
Heptane	ND	0.200	--	ND	0.820	--		1
cis-1,3-Dichloropropene	ND	0.200	--	ND	0.908	--		1
4-Methyl-2-pentanone	ND	0.500	--	ND	2.05	--		1
trans-1,3-Dichloropropene	ND	0.200	--	ND	0.908	--		1
1,1,2-Trichloroethane	ND	0.200	--	ND	1.09	--		1
Toluene	ND	0.200	--	ND	0.754	--		1
1,3-Dichloropropane	ND	0.200	--	ND	0.924	--		1
2-Hexanone	ND	0.200	--	ND	0.820	--		1
Dibromochloromethane	ND	0.200	--	ND	1.70	--		1
1,2-Dibromoethane	ND	0.200	--	ND	1.54	--		1
Butyl acetate	ND	0.500	--	ND	2.38	--		1
Octane	ND	0.200	--	ND	0.934	--		1
Tetrachloroethene	ND	0.200	--	ND	1.36	--		1
1,1,1,2-Tetrachloroethane	ND	0.200	--	ND	1.37	--		1
Chlorobenzene	ND	0.200	--	ND	0.921	--		1
Ethylbenzene	ND	0.200	--	ND	0.869	--		1
p/m-Xylene	ND	0.400	--	ND	1.74	--		1
Bromoform	ND	0.200	--	ND	2.07	--		1
Styrene	ND	0.200	--	ND	0.852	--		1
1,1,2,2-Tetrachloroethane	ND	0.200	--	ND	1.37	--		1

Project Name: BATCH CANISTER CERTIFICATION
Project Number: CANISTER QC BAT
Lab Number: L2357309
Report Date: 10/18/23

Air Canister Certification Results

Lab ID: L2357309-07
Client ID: CAN 3838 SHELF 10
Sample Location:

Date Collected: 09/28/23 18:00
Date Received: 09/29/23
Field Prep: Not Specified

Sample Depth:

Parameter	ppbV Results	ppbV RL	ppbV MDL	ug/m3 Results	ug/m3 RL	ug/m3 MDL	Qualifier	Dilution Factor
Volatile Organics in Air - Mansfield Lab								
o-Xylene	ND	0.200	--	ND	0.869	--		1
1,2,3-Trichloropropane	ND	0.200	--	ND	1.21	--		1
Nonane	ND	0.200	--	ND	1.05	--		1
Isopropylbenzene	ND	0.200	--	ND	0.983	--		1
Bromobenzene	ND	0.200	--	ND	0.793	--		1
2-Chlorotoluene	ND	0.200	--	ND	1.04	--		1
n-Propylbenzene	ND	0.200	--	ND	0.983	--		1
4-Chlorotoluene	ND	0.200	--	ND	1.04	--		1
4-Ethyltoluene	ND	0.200	--	ND	0.983	--		1
1,3,5-Trimethylbenzene	ND	0.200	--	ND	0.983	--		1
tert-Butylbenzene	ND	0.200	--	ND	1.10	--		1
1,2,4-Trimethylbenzene	ND	0.200	--	ND	0.983	--		1
Decane	ND	0.200	--	ND	1.16	--		1
Benzyl chloride	ND	0.200	--	ND	1.04	--		1
1,3-Dichlorobenzene	ND	0.200	--	ND	1.20	--		1
1,4-Dichlorobenzene	ND	0.200	--	ND	1.20	--		1
sec-Butylbenzene	ND	0.200	--	ND	1.10	--		1
p-Isopropyltoluene	ND	0.200	--	ND	1.10	--		1
1,2-Dichlorobenzene	ND	0.200	--	ND	1.20	--		1
n-Butylbenzene	ND	0.200	--	ND	1.10	--		1
1,2-Dibromo-3-chloropropane	ND	0.200	--	ND	1.93	--		1
Undecane	ND	0.200	--	ND	1.28	--		1
Dodecane	ND	0.200	--	ND	1.39	--		1
1,2,4-Trichlorobenzene	ND	0.200	--	ND	1.48	--		1
Naphthalene	ND	0.200	--	ND	1.05	--		1
1,2,3-Trichlorobenzene	ND	0.200	--	ND	1.48	--		1
Hexachlorobutadiene	ND	0.200	--	ND	2.13	--		1

Project Name: BATCH CANISTER CERTIFICATION
Project Number: CANISTER QC BAT
Lab Number: L2357309
Report Date: 10/18/23

Air Canister Certification Results

Lab ID: L2357309-07
Client ID: CAN 3838 SHELF 10
Sample Location:

Date Collected: 09/28/23 18:00
Date Received: 09/29/23
Field Prep: Not Specified

Sample Depth:

Parameter	ppbV Results	ppbV RL	ppbV MDL	ug/m3 Results	ug/m3 RL	ug/m3 MDL	Qualifier	Dilution Factor
Volatile Organics in Air - Mansfield Lab								

	Results	Qualifier	Units	RDL	Dilution Factor
Tentatively Identified Compounds					

No Tentatively Identified Compounds

Internal Standard	% Recovery	Qualifier	Acceptance Criteria
1,4-Difluorobenzene	92		60-140
Bromochloromethane	96		60-140
chlorobenzene-d5	90		60-140

Project Name: BATCH CANISTER CERTIFICATION
Project Number: CANISTER QC BAT

Lab Number: L2357309
Report Date: 10/18/23

Air Canister Certification Results

Lab ID: L2357309-07
Client ID: CAN 3838 SHELF 10
Sample Location:

Date Collected: 09/28/23 18:00
Date Received: 09/29/23
Field Prep: Not Specified

Sample Depth:
Matrix: Air
Anaytical Method: 48,TO-15-SIM
Analytical Date: 09/30/23 00:44
Analyst: RAY

	ppbV			ug/m3				
Parameter	**Results**	**RL**	**MDL**	**Results**	**RL**	**MDL**	**Qualifier**	**Dilution Factor**
Volatile Organics in Air by SIM - Mansfield Lab								
Dichlorodifluoromethane	ND	0.200	--	ND	0.989	--		1
Chloromethane	ND	0.200	--	ND	0.413	--		1
Freon-114	ND	0.050	--	ND	0.349	--		1
Vinyl chloride	ND	0.020	--	ND	0.051	--		1
1,3-Butadiene	ND	0.020	--	ND	0.044	--		1
Bromomethane	ND	0.020	--	ND	0.078	--		1
Chloroethane	ND	0.100	--	ND	0.264	--		1
Acrolein	ND	0.050	--	ND	0.115	--		1
Acetone	ND	1.00	--	ND	2.38	--		1
Trichlorofluoromethane	ND	0.050	--	ND	0.281	--		1
Acrylonitrile	ND	0.500	--	ND	1.09	--		1
1,1-Dichloroethene	ND	0.020	--	ND	0.079	--		1
Methylene chloride	ND	0.500	--	ND	1.74	--		1
Freon-113	ND	0.050	--	ND	0.383	--		1
trans-1,2-Dichloroethene	ND	0.020	--	ND	0.079	--		1
1,1-Dichloroethane	ND	0.020	--	ND	0.081	--		1
Methyl tert butyl ether	ND	0.200	--	ND	0.721	--		1
2-Butanone	ND	0.500	--	ND	1.47	--		1
cis-1,2-Dichloroethene	ND	0.020	--	ND	0.079	--		1
Chloroform	ND	0.020	--	ND	0.098	--		1
1,2-Dichloroethane	ND	0.020	--	ND	0.081	--		1
1,1,1-Trichloroethane	ND	0.020	--	ND	0.109	--		1
Benzene	ND	0.100	--	ND	0.319	--		1
Carbon tetrachloride	ND	0.020	--	ND	0.126	--		1

Project Name: BATCH CANISTER CERTIFICATION **Lab Number:** L2357309

Project Number: CANISTER QC BAT **Report Date:** 10/18/23

Air Canister Certification Results

Lab ID: L2357309-07
Client ID: CAN 3838 SHELF 10
Sample Location:

Date Collected: 09/28/23 18:00
Date Received: 09/29/23
Field Prep: Not Specified

Sample Depth:

Parameter	ppbV Results	ppbV RL	ppbV MDL	ug/m3 Results	ug/m3 RL	ug/m3 MDL	Qualifier	Dilution Factor
Volatile Organics in Air by SIM - Mansfield Lab								
1,2-Dichloropropane	ND	0.020	--	ND	0.092	--		1
Bromodichloromethane	ND	0.020	--	ND	0.134	--		1
1,4-Dioxane	ND	0.100	--	ND	0.360	--		1
Trichloroethene	ND	0.020	--	ND	0.107	--		1
cis-1,3-Dichloropropene	ND	0.020	--	ND	0.091	--		1
4-Methyl-2-pentanone	ND	0.500	--	ND	2.05	--		1
trans-1,3-Dichloropropene	ND	0.020	--	ND	0.091	--		1
1,1,2-Trichloroethane	ND	0.020	--	ND	0.109	--		1
Toluene	ND	0.100	--	ND	0.377	--		1
Dibromochloromethane	ND	0.020	--	ND	0.170	--		1
1,2-Dibromoethane	ND	0.020	--	ND	0.154	--		1
Tetrachloroethene	ND	0.020	--	ND	0.136	--		1
1,1,1,2-Tetrachloroethane	ND	0.020	--	ND	0.137	--		1
Chlorobenzene	ND	0.100	--	ND	0.461	--		1
Ethylbenzene	ND	0.020	--	ND	0.087	--		1
p/m-Xylene	ND	0.040	--	ND	0.174	--		1
Bromoform	ND	0.020	--	ND	0.207	--		1
Styrene	ND	0.020	--	ND	0.085	--		1
1,1,2,2-Tetrachloroethane	ND	0.020	--	ND	0.137	--		1
o-Xylene	ND	0.020	--	ND	0.087	--		1
Isopropylbenzene	ND	0.200	--	ND	0.983	--		1
4-Ethyltoluene	ND	0.020	--	ND	0.098	--		1
1,3,5-Trimethybenzene	ND	0.020	--	ND	0.098	--		1
1,2,4-Trimethylbenzene	ND	0.020	--	ND	0.098	--		1
Benzyl chloride	ND	0.100	--	ND	0.518	--		1
1,3-Dichlorobenzene	ND	0.020	--	ND	0.120	--		1
1,4-Dichlorobenzene	ND	0.020	--	ND	0.120	--		1

Project Name: BATCH CANISTER CERTIFICATION **Lab Number:** L2357309

Project Number: CANISTER QC BAT **Report Date:** 10/18/23

Air Canister Certification Results

Lab ID: L2357309-07
Client ID: CAN 3838 SHELF 10
Sample Location:

Date Collected: 09/28/23 18:00
Date Received: 09/29/23
Field Prep: Not Specified

Sample Depth:

Parameter	ppbV Results	ppbV RL	ppbV MDL	ug/m3 Results	ug/m3 RL	ug/m3 MDL	Qualifier	Dilution Factor
Volatile Organics in Air by SIM - Mansfield Lab								
sec-Butylbenzene	ND	0.200	--	ND	1.10	--		1
p-Isopropyltoluene	ND	0.200	--	ND	1.10	--		1
1,2-Dichlorobenzene	ND	0.020	--	ND	0.120	--		1
n-Butylbenzene	ND	0.200	--	ND	1.10	--		1
1,2,4-Trichlorobenzene	ND	0.050	--	ND	0.371	--		1
Naphthalene	ND	0.050	--	ND	0.262	--		1
1,2,3-Trichlorobenzene	ND	0.050	--	ND	0.371	--		1
Hexachlorobutadiene	ND	0.050	--	ND	0.533	--		1

Internal Standard	% Recovery	Qualifier	Acceptance Criteria
1,4-difluorobenzene	91		60-140
bromochloromethane	97		60-140
chlorobenzene-d5	90		60-140

Project Name: SCHNEIDER ELECTRIC
Project Number: Not Specified

Lab Number: L2360370
Report Date: 10/18/23

Sample Receipt and Container Information

Were project specific reporting limits specified? YES

Cooler Information

Cooler	Custody Seal
NA	Absent

Container Information

Container ID	Container Type	Cooler	Initial pH	Final pH	Temp deg C	Pres	Seal	Frozen Date/Time	Analysis(*)
L2360370-01A	Canister - 1 Liter	NA	NA			Y	Absent		TO15-LL(30)
L2360370-02A	Canister - 1 Liter	NA	NA			Y	Absent		TO15-LL(30)
L2360370-03A	Canister - 1 Liter	NA	NA			Y	Absent		TO15-LL(30)
L2360370-04A	Canister - 1 Liter	NA	NA			Y	Absent		TO15-LL(30)
L2360370-05A	Canister - 1 Liter	NA	NA			Y	Absent		TO15-LL(30)
L2360370-06A	Canister - 1 Liter	NA	NA			Y	Absent		TO15-LL(30)
L2360370-07A	Canister - 1 Liter	NA	NA			Y	Absent		TO15-LL(30)
L2360370-08A	Canister - 1 Liter	NA	NA			Y	Absent		TO15-LL(30)
L2360370-09A	Canister - 1 Liter	NA	NA			Y	Absent		TO15-LL(30)
L2360370-10A	Canister - 1 Liter	NA	NA			Y	Absent		TO15-LL(30)
L2360370-11A	Canister - 1 Liter	NA	NA			Y	Absent		CLEAN-FEE()
L2360370-12A	Canister - 1 Liter	NA	NA			Y	Absent		CLEAN-FEE()

*Values in parentheses indicate holding time in days

Project Name:	SCHNEIDER ELECTRIC	**Lab Number:**	L2360370
Project Number:	Not Specified	**Report Date:**	10/18/23

GLOSSARY

Acronyms

DL	- Detection Limit: This value represents the level to which target analyte concentrations are reported as estimated values, when those target analyte concentrations are quantified below the limit of quantitation (LOQ). The DL includes any adjustments from dilutions, concentrations or moisture content, where applicable. (DoD report formats only.)
EDL	- Estimated Detection Limit: This value represents the level to which target analyte concentrations are reported as estimated values, when those target analyte concentrations are quantified below the reporting limit (RL). The EDL includes any adjustments from dilutions, concentrations or moisture content, where applicable. The use of EDLs is specific to the analysis of PAHs using Solid-Phase Microextraction (SPME).
EMPC	- Estimated Maximum Possible Concentration: The concentration that results from the signal present at the retention time of an analyte when the ions meet all of the identification criteria except the ion abundance ratio criteria. An EMPC is a worst-case estimate of the concentration.
EPA	- Environmental Protection Agency.
LCS	- Laboratory Control Sample: A sample matrix, free from the analytes of interest, spiked with verified known amounts of analytes or a material containing known and verified amounts of analytes.
LCSD	- Laboratory Control Sample Duplicate: Refer to LCS.
LFB	- Laboratory Fortified Blank: A sample matrix, free from the analytes of interest, spiked with verified known amounts of analytes or a material containing known and verified amounts of analytes.
LOD	- Limit of Detection: This value represents the level to which a target analyte can reliably be detected for a specific analyte in a specific matrix by a specific method. The LOD includes any adjustments from dilutions, concentrations or moisture content, where applicable. (DoD report formats only.)
LOQ	- Limit of Quantitation: The value at which an instrument can accurately measure an analyte at a specific concentration. The LOQ includes any adjustments from dilutions, concentrations or moisture content, where applicable. (DoD report formats only.) Limit of Quantitation: The value at which an instrument can accurately measure an analyte at a specific concentration. The LOQ includes any adjustments from dilutions, concentrations or moisture content, where applicable. (DoD report formats only.)
MDL	- Method Detection Limit: This value represents the level to which target analyte concentrations are reported as estimated values, when those target analyte concentrations are quantified below the reporting limit (RL). The MDL includes any adjustments from dilutions, concentrations or moisture content, where applicable.
MS	- Matrix Spike Sample: A sample prepared by adding a known mass of target analyte to a specified amount of matrix sample for which an independent estimate of target analyte concentration is available. For Method 332.0, the spike recovery is calculated using the native concentration, including estimated values.
MSD	- Matrix Spike Sample Duplicate: Refer to MS.
NA	- Not Applicable.
NC	- Not Calculated: Term is utilized when one or more of the results utilized in the calculation are non-detect at the parameter's reporting unit.
NDPA/DPA	- N-Nitrosodiphenylamine/Diphenylamine.
NI	- Not Ignitable.
NP	- Non-Plastic: Term is utilized for the analysis of Atterberg Limits in soil.
NR	- No Results: Term is utilized when 'No Target Compounds Requested' is reported for the analysis of Volatile or Semivolatile Organic TIC only requests.
RL	- Reporting Limit: The value at which an instrument can accurately measure an analyte at a specific concentration. The RL includes any adjustments from dilutions, concentrations or moisture content, where applicable.
RPD	- Relative Percent Difference: The results from matrix and/or matrix spike duplicates are primarily designed to assess the precision of analytical results in a given matrix and are expressed as relative percent difference (RPD). Values which are less than five times the reporting limit for any individual parameter are evaluated by utilizing the absolute difference between the values; although the RPD value will be provided in the report.
SRM	- Standard Reference Material: A reference sample of a known or certified value that is of the same or similar matrix as the associated field samples.
STLP	- Semi-dynamic Tank Leaching Procedure per EPA Method 1315.
TEF	- Toxic Equivalency Factors: The values assigned to each dioxin and furan to evaluate their toxicity relative to 2,3,7,8-TCDD.
TEQ	- Toxic Equivalent: The measure of a sample's toxicity derived by multiplying each dioxin and furan by its corresponding TEF and then summing the resulting values.
TIC	- Tentatively Identified Compound: A compound that has been identified to be present and is not part of the target compound list (TCL) for the method and/or program. All TICs are qualitatively identified and reported as estimated concentrations.

Report Format: Data Usability Report

Project Name:	SCHNEIDER ELECTRIC	**Lab Number:**	L2360370
Project Number:	Not Specified	**Report Date:**	10/18/23

Footnotes

1 - The reference for this analyte should be considered modified since this analyte is absent from the target analyte list of the original method.

Terms

Analytical Method: Both the document from which the method originates and the analytical reference method. (Example: EPA 8260B is shown as 1,8260B.) The codes for the reference method documents are provided in the References section of the Addendum.

Chlordane: The target compound Chlordane (CAS No. 57-74-9) is reported for GC ECD analyses. Per EPA,this compound "refers to a mixture of chlordane isomers, other chlorinated hydrocarbons and numerous other components." (Reference: USEPA Toxicological Review of Chlordane, In Support of Summary Information on the Integrated Risk Information System (IRIS), December 1997.)

Difference: With respect to Total Oxidizable Precursor (TOP) Assay analysis, the difference is defined as the Post-Treatment value minus the Pre-Treatment value.

Final pH: As it pertains to Sample Receipt & Container Information section of the report, Final pH reflects pH of container determined after adjustment at the laboratory, if applicable. If no adjustment required, value reflects Initial pH.

Frozen Date/Time: With respect to Volatile Organics in soil, Frozen Date/Time reflects the date/time at which associated Reagent Water-preserved vials were initially frozen. Note: If frozen date/time is beyond 48 hours from sample collection, value will be reflected in 'bold'.

Gasoline Range Organics (GRO): Gasoline Range Organics (GRO) results include all chromatographic peaks eluting from Methyl tert butyl ether through Naphthalene, with the exception of GRO analysis in support of State of Ohio programs, which includes all chromatographic peaks eluting from Hexane through Dodecane.

Initial pH: As it pertains to Sample Receipt & Container Information section of the report, Initial pH reflects pH of container determined upon receipt, if applicable.

PAH Total: With respect to Alkylated PAH analyses, the 'PAHs, Total' result is defined as the summation of results for all or a subset of the following compounds: Naphthalene, C1-C4 Naphthalenes, 2-Methylnaphthalene, 1-Methylnaphthalene, Biphenyl, Acenaphthylene, Acenaphthene, Fluorene, C1-C3 Fluorenes, Phenanthrene, C1-C4 Phenanthrenes/Anthracenes, Anthracene, Fluoranthene, Pyrene, C1-C4 Fluoranthenes/Pyrenes, Benz(a)anthracene, Chrysene, C1-C4 Chrysenes, Benzo(b)fluoranthene, Benzo(j)+(k)fluoranthene, Benzo(e)pyrene, Benzo(a)pyrene, Perylene, Indeno(1,2,3-cd)pyrene, Dibenz(ah)+(ac)anthracene, Benzo(g,h,i)perylene. If a 'Total' result is requested, the results of its individual components will also be reported.

PFAS Total: With respect to PFAS analyses, the 'PFAS, Total (5)' result is defined as the summation of results for: PFHpA, PFHxS, PFOA, PFNA and PFOS. In addition, the 'PFAS, Total (6)' result is defined as the summation of results for: PFHpA, PFHxS, PFOA, PFNA, PFDA and PFOS. For MassDEP DW compliance analysis only, the 'PFAS, Total (6)' result is defined as the summation of results at or above the RL. Note: If a 'Total' result is requested, the results of its individual components will also be reported.

Total: With respect to Organic analyses, a 'Total' result is defined as the summation of results for individual isomers or Aroclors. If a 'Total' result is requested, the results of its individual components will also be reported. This is applicable to 'Total' results for methods 8260, 8081 and 8082.

Data Qualifiers

A - Spectra identified as "Aldol Condensates" are byproducts of the extraction/concentration procedures when acetone is introduced in the process.

B - The analyte was detected above the reporting limit in the associated method blank. Flag only applies to associated field samples that have detectable concentrations of the analyte at less than ten times (10x) the concentration found in the blank. For MCP-related projects, flag only applies to associated field samples that have detectable concentrations of the analyte at less than ten times (10x) the concentration found in the blank. For DOD-related projects, flag only applies to associated field samples that have detectable concentrations of the analyte at less than ten times (10x) the concentration found in the blank AND the analyte was detected above one-half the reporting limit (or above the reporting limit for common lab contaminants) in the associated method blank. For NJ-Air-related projects, flag only applies to associated field samples that have detectable concentrations of the analyte above the reporting limit. For NJ-related projects (excluding Air), flag only applies to associated field samples that have detectable concentrations of the analyte, which was detected above the reporting limit in the associated method blank or above five times the reporting limit for common lab contaminants (Phthalates, Acetone, Methylene Chloride, 2-Butanone).

C - Co-elution: The target analyte co-elutes with a known lab standard (i.e. surrogate, internal standards, etc.) for co-extracted analyses.

D - Concentration of analyte was quantified from diluted analysis. Flag only applies to field samples that have detectable concentrations of the analyte.

E - Concentration of analyte exceeds the range of the calibration curve and/or linear range of the instrument.

F - The ratio of quantifier ion response to qualifier ion response falls outside of the laboratory criteria. Results are considered to be an estimated maximum concentration.

G - The concentration may be biased high due to matrix interferences (i.e, co-elution) with non-target compound(s). The result should be considered estimated.

H - The analysis of pH was performed beyond the regulatory-required holding time of 15 minutes from the time of sample collection.

I - The lower value for the two columns has been reported due to obvious interference.

J - Estimated value. This represents an estimated concentration for Tentatively Identified Compounds (TICs).

M - Reporting Limit (RL) exceeds the MCP CAM Reporting Limit for this analyte.

Report Format: Data Usability Report

Project Name:	SCHNEIDER ELECTRIC	**Lab Number:**	L2360370
Project Number:	Not Specified	**Report Date:**	10/18/23

Data Qualifiers

ND - Not detected at the reporting limit (RL) for the sample.

NJ - Presumptive evidence of compound. This represents an estimated concentration for Tentatively Identified Compounds (TICs), where the identification is based on a mass spectral library search.

P - The RPD between the results for the two columns exceeds the method-specified criteria.

Q - The quality control sample exceeds the associated acceptance criteria. For DOD-related projects, LCS and/or Continuing Calibration Standard exceedences are also qualified on all associated sample results. Note: This flag is not applicable for matrix spike recoveries when the sample concentration is greater than 4x the spike added or for batch duplicate RPD when the sample concentrations are less than 5x the RL. (Metals only.)

R - Analytical results are from sample re-analysis.

RE - Analytical results are from sample re-extraction.

S - Analytical results are from modified screening analysis.

V - The surrogate associated with this target analyte has a recovery outside the QC acceptance limits. (Applicable to MassDEP DW Compliance samples only.)

Z - The batch matrix spike and/or duplicate associated with this target analyte has a recovery/RPD outside the QC acceptance limits. (Applicable to MassDEP DW Compliance samples only.)

Report Format: Data Usability Report

Project Name: SCHNEIDER ELECTRIC
Project Number: Not Specified
Lab Number: L2360370
Report Date: 10/18/23

REFERENCES

48 Compendium of Methods for the Determination of Toxic Organic Compounds in Ambient Air. Second Edition. EPA/625/R-96/010b, January 1999.

LIMITATION OF LIABILITIES

Alpha Analytical performs services with reasonable care and diligence normal to the analytical testing laboratory industry. In the event of an error, the sole and exclusive responsibility of Alpha Analytical shall be to re-perform the work at it's own expense. In no event shall Alpha Analytical be held liable for any incidental, consequential or special damages, including but not limited to, damages in any way connected with the use of, interpretation of, information or analysis provided by Alpha Analytical.

We strongly urge our clients to comply with EPA protocol regarding sample volume, preservation, cooling, containers, sampling procedures, holding time and splitting of samples in the field.

Certification Information

The following analytes are not included in our Primary NELAP Scope of Accreditation:

Westborough Facility
EPA 624.1: m/p-xylene, o-xylene, Naphthalene
EPA 625.1: alpha-Terpineol
EPA 8260D: NPW: 1,2,4,5-Tetramethylbenzene; 4-Ethyltoluene, Azobenzene; SCM: Iodomethane (methyl iodide), 1,2,4,5-Tetramethylbenzene; 4-Ethyltoluene.
EPA 8270E: NPW: Dimethylnaphthalene,1,4-Diphenylhydrazine, alpha-Terpineol; SCM: Dimethylnaphthalene,1,4-Diphenylhydrazine.
SM4500: NPW: Amenable Cyanide; SCM: Total Phosphorus, TKN, NO2, NO3.

Mansfield Facility
SM 2540D: TSS.
EPA TO-15: Halothane, 2,4,4-Trimethyl-2-pentene, 2,4,4-Trimethyl-1-pentene, Thiophene, 2-Methylthiophene, 3-Methylthiophene, 2-Ethylthiophene, 1,2,3-Trimethylbenzene, Indan, Indene, 1,2,4,5-Tetramethylbenzene, Benzothiophene, 1-Methylnaphthalene.
Biological Tissue Matrix: EPA 3050B

The following analytes are included in our Massachusetts DEP Scope of Accreditation

Westborough Facility:

Drinking Water
EPA 300.0: Chloride, Nitrate-N, Fluoride, Sulfate; **EPA 353.2**: Nitrate-N, Nitrite-N; **SM4500NO3-F**: Nitrate-N, Nitrite-N; **SM4500F-C, SM4500CN-CE, EPA 180.1, SM2130B, SM4500Cl-D, SM2320B, SM2540C, SM4500H-B, SM4500NO2-B**
EPA 524.2: THMs and VOCs; **EPA 504.1:** EDB, DBCP.
Microbiology: **SM9215B; SM9223-P/A, SM9223B-Colilert-QT,SM9222D**.

Non-Potable Water
SM4500H,B, EPA 120.1, SM2510B, SM2540C, SM2320B, SM4500CL-E, SM4500F-BC, SM4500NH3-BH: Ammonia-N and Kjeldahl-N, **EPA 350.1**: Ammonia-N, **LACHAT 10-107-06-1-B**: Ammonia-N, **EPA 351.1, SM4500NO3-F, EPA 353.2**: Nitrate-N**, SM4500P-E, SM4500P-B, E, SM4500SO4-E, SM5220D, EPA 410.4, SM5210B, SM5310C, SM4500CL-D, EPA 1664, EPA 420.1, SM4500-CN-CE, SM2540D, EPA 300: Chloride, Sulfate, Nitrate.**
EPA 624.1: Volatile Halocarbons & Aromatics,
EPA 608.3: Chlordane, Toxaphene, Aldrin, alpha-BHC, beta-BHC, gamma-BHC, delta-BHC, Dieldrin, DDD, DDE, DDT, Endosulfan I, Endosulfan II, Endosulfan sulfate, Endrin, Endrin Aldehyde, Heptachlor, Heptachlor Epoxide, PCBs
EPA 625.1: SVOC (Acid/Base/Neutral Extractables).
Microbiology: **SM9223B-Colilert-QT; Enterolert-QT, SM9221E, EPA 1600, EPA 1603, SM9222D.**

Mansfield Facility:

Drinking Water
EPA 200.7: Al, Ba, Cd, Cr, Cu, Fe, Mn, Ni, Na, Ag, Ca, Zn. **EPA 200.8:** Al, Sb, As, Ba, Be, Cd, Cr, Cu, Pb, Mn, Ni, Se, Ag, TL, Zn. **EPA 245.1** Hg.
EPA 522, EPA 537.1.

Non-Potable Water
EPA 200.7: Al, Sb, As, Be, Cd, Ca, Cr, Co, Cu, Fe, Pb, Mg, Mn, Mo, Ni, K, Se, Ag, Na, Sr, TL, Ti, V, Zn.
EPA 200.8: Al, Sb**,** As, Be, Cd, Cr, Cu, Fe, Pb, Mn, Ni, K, Se, Ag, Na, TL, Zn.
EPA 245.1 Hg.
SM2340B

For a complete listing of analytes and methods, please contact your Alpha Project Manager.

AIR ANALYSIS

CHAIN OF CUSTODY

PAGE 3 OF 1

ALPHA ANALYTICAL
320 Forbes Blvd, Mansfield, MA 02048
TEL: 508-822-9300 FAX: 508-822-3288

Date Rec'd in Lab: 10/12/23

ALPHA Job #: L2360370

Project Information

Project Name: Schneider Electric

Project Location: Peru, IN

Project #:

Project Manager:

ALPHA Quote #:

Client Information

Client: ERM

Address: 8425 Woodfield Crossing Blvd.

Suite 560-W, Indianapolis, IN 46240

Phone: 317-706-2000

Fax:

Email: aaron.friedrich@erm.com

Turn-Around-Time

☐ Standard ☒ Rush (only confirmed if pre-approved)

Date Due: 48 hr. TAT Time:

Report/Data Deliverables Information

☐ FAX ☐ EMAIL

☐ ADEx ☐ Add'l Deliverables

Billing Information

☐ Same as Client info PO #

Regulatory Requirements/Report Limits

State/Fed	Program	Residential/Commercial

☐ These samples have been Previously analyzed by Alpha

Other Project Specific Requirements/Comments:

☒ Project-Specific Target Compound List

Report to: erika.smith@erm.com, caitlin.tillema@erm.com, bill.karban@erm.com

Analysis

All Columns Below Must Be Filled Out

Alpha Lab Use Only	Sample ID	Collection End Date	Collection Start Time	Collection End Time	Initial Vac	Final Vac	Sample Matrix*	Sampler Initials	Can Size	ID Can	ID Flow Controller	TO-15	TO-15 SIM	Subtract non-petroleum HCs APH	FIXED GASES	Sulfides & Mercaptans by TO-15			Sample Specific Comments (i.e. PID)
60370-01	HRSC-011-5.5-6-20231011	10/11/23	0936	0940	-29.25	-4.18	SV	AS	1L	2475	01837	☒	☐	☐	☐	☐	☐	☐	See attached note.
-02	HRSC-011-8.5-9-20231011	10/11/23	0950	0955	-29.07	-4.33	SV	AS	1L	4006	01867	☒	☐	☐	☐	☐	☐	☐	
-03	SG-15-(5-5.5)-20231011	10/11/23	1035	1039	-29.12	-4.30	SV	AS	1L	3977	0605	☒	☐	☐	☐	☐	☐	☐	
-04	SG-15-(10-10.5)-20231011	10/11/23	1050	1054	-29.10	-4.29	SV	AS	1L	4007	0889	☒	☐	☐	☐	☐	☐	☐	
-05	SG-31-(5-5.5)-20231011	10/11/23	1127	1131	-28.75	-4.28	SV	AS	1L	798	01905	☒	☐	☐	☐	☐	☐	☐	
-06	SG-31-(10-10.5)-20231011	10/11/23	1142	1147	-28.30	-4.26	SV	AS	1L	2498	02115	☒	☐	☐	☐	☐	☐	☐	
											Container Type	-	-	-	-	-	-	-	

***SAMPLE MATRIX CODES:**

AA = Ambient Air (Indoor/Outdoor)
SV = Soil Vapor/Landfill Gas/SVE
Other = Please Specify

Relinquished By	Date/Time	Received By:	Date/Time
[signature]	10/11/23 1700	FEDEX	
FEDEX	10/12/23 9:43	[signature]	10/12/23 9:43

Please print clearly & legibly and completely. Samples cannot be logged in and turn around time clock will not start until any ambiguities are resolved. All samples submitted are subject to Alpha's Payment Terms.

Form 101-02 (I) Rev: 25-Sept-15

AIR ANALYSIS

CHAIN OF CUSTODY

PAGE 1 OF 1

ALPHA ANALYTICAL

320 Forbes Blvd, Mansfield, MA 02048
TEL: 508-822-9300 FAX: 508-822-3288

Date Rec'd in Lab: 10/12/23

ALPHA Job #: L2360370

Project Information

Project Name: Schneider Electric

Project Location: Peru, IN

Project #:

Project Manager:

ALPHA Quote #:

Client Information

Client: ERM

Address: 8425 Woodfield Crossing Blvd.

Suite 560-W, Indianapolis, IN 46240

Phone: 317-706-2000

Fax:

Email: aaron.friedrich@erm.com

Turn-Around-Time

☐ Standard ☒ Rush (only confirmed if pre-approved)

Date Due: 48 hr. TAT Time:

Report/Data Deliverables Information

☐ FAX ☐ EMAIL

☐ ADEx ☐ Add'l Deliverables

Billing Information

☐ Same as Client info PO #:

Regulatory Requirements/Report Limits

State/Fed	Program	Residential/Commercial

☐ These samples have been Previously analyzed by Alpha

Other Project Specific Requirements/Comments:

☒ Project-Specific Target Compound List

Report to: erika.smith@erm.com, caitlin.tillema@erm.com, bill.karban@erm.com

Analysis

All Columns Below Must Be Filled Out

Alpha Lab Use Only	Sample ID	Collection: End Date	Start Time	End Time	Initial Vac	Final Vac	Sample Matrix*	Sampler Initials	Can Size	ID Can	ID Flow Controller	TO-15	TO-15 SIM	Subtract non-petroleum HCs: APH ☐	FIXED GASES	Sulfides & Mercaptans by TO-15			Sample Specific Comments (i.e. PID)
60370-07	SG-33-(5-5.5)-20231011	10/11/23	1200	1204	-28.95	-4.25	SV	AS	1L	4005	0604	☒	☐	☐	☐	☐	☐	☐	See attached note
-08	SG-33-(10-10.5)-20231011	10/11/23	1218	1222	-28.65	-4.09	SV	AS	1L	1929	02292	☒	☐	☐	☐	☐	☐	☐	
-09	SG-24-(5-5.5)-20231011	10/11/23	1412	1416	-28.59	-4.39	SV	AS	1L	3998	0573	☒	☐	☐	☐	☐	☐	☐	
-10	SG-24-(10-10.5)-20231011	10/11/23	1432	1436	-29.02	-4.36	SV	AS	1L	3992	01986	☒	☐	☐	☐	☐	☐	☐	
-11	No sample	NA	NA	NA	NA	NA	NA	NA	1L	4009	0690	☐	☐	☐	☐	☐	☐	☐	Bad can/reg
-12	No sample	NA	NA	NA	NA	NA	NA	NA	1L	736	01017	☐	☐	☐	☐	☐	☐	☐	Bad can/reg
										Container Type		-	-	-	-	-	-	-	

SAMPLE MATRIX CODES:

AA = Ambient Air (Indoor/Outdoor)
SV = Soil Vapor/Landfill Gas/SVE
Other = Please Specify

Relinquished By	Date/Time	Received By:	Date/Time
[signature]	10/11/23 1700	FEDEX	
FEDEX	10/12/23 943	[signature]	10/12/23 943

Please print clearly & legibly and completely. Samples cannot be logged in and turn around time clock will not start until any ambiguities are resolved. All samples submitted are subject to Alpha's Payment Terms

Form 101-02 (I) Rev: 25-Sept-15

ANALYTICAL REPORT

Lab Number:	L2359933
Client:	ERM, Inc. 8425 Woodfield Crossing Blvd. Ste 560-W West Indianapolis, IN 46240
ATTN:	Aaron Friedrich
Phone:	(317) 249-4751
Project Name:	SCHNEIDER ELECTRIC
Project Number:	Not Specified
Report Date:	10/13/23

The original project report/data package is held by Alpha Analytical. This report/data package is paginated and should be reproduced only in its entirety. Alpha Analytical holds no responsibility for results and/or data that are not consistent with the original.

Certifications & Approvals: MA (M-MA030), NH NELAP (2062), CT (PH-0825), DoD (L2474), FL (E87814), IL (200081), IN (C-MA-04), KY (KY98046), LA (85084), ME (MA00030), MD (350), MI (99110) , NJ (MA015), NY (11627), NC (685), OH (CL106), OR (MA-0262), PA (68-02089), RI (LAO00299), TX (T104704419), VT (VT-0015), VA (460194), WA (C954), US Army Corps of Engineers, USDA (Permit #525-23-107-88708), USFWS (Permit #206964).

320 Forbes Boulevard, Mansfield, MA 02048-1806
508-822-9300 (Fax) 508-822-3288 800-624-9220 - www.alphalab.com

Project Name: SCHNEIDER ELECTRIC
Project Number: Not Specified

Lab Number: L2359933
Report Date: 10/13/23

Alpha Sample ID	Client ID	Matrix	Sample Location	Collection Date/Time	Receive Date
L2359933-01	SG-16-(5-5.5)-20231009	SOIL_VAPOR	PERU, IN	10/09/23 15:31	10/11/23
L2359933-02	SG-16-(10-10.5)-20231009	SOIL_VAPOR	PERU, IN	10/09/23 15:55	10/11/23
L2359933-03	SG-34-(5-5.5)-20231010	SOIL_VAPOR	PERU, IN	10/10/23 09:45	10/11/23
L2359933-04	SG-34-(10-10.5)-20231010	SOIL_VAPOR	PERU, IN	10/10/23 10:04	10/11/23
L2359933-05	SG-35-(5-5.5)-20231010	SOIL_VAPOR	PERU, IN	10/10/23 10:31	10/11/23
L2359933-06	SG-35-(10-10.5)-20231010	SOIL_VAPOR	PERU, IN	10/10/23 10:46	10/11/23
L2359933-07	SG-36-(5-5.5)-20231010	SOIL_VAPOR	PERU, IN	10/10/23 11:11	10/11/23
L2359933-08	SG-36-(10-10.5)-20231010	SOIL_VAPOR	PERU, IN	10/10/23 11:28	10/11/23
L2359933-09	SG-25-(5-5.5)-20231010	SOIL_VAPOR	PERU, IN	10/10/23 12:45	10/11/23
L2359933-10	SG-25-(10-10.5)-20231010	SOIL_VAPOR	PERU, IN	10/10/23 13:01	10/11/23
L2359933-11	SG-26-(5-5.5)-20231010	SOIL_VAPOR	PERU, IN	10/10/23 13:35	10/11/23
L2359933-12	SG-26-(10-10.5)-20231010	SOIL_VAPOR	PERU, IN	10/10/23 13:54	10/11/23

Project Name:	SCHNEIDER ELECTRIC	**Lab Number:**	L2359933
Project Number:	Not Specified	**Report Date:**	10/13/23

Case Narrative

The samples were received in accordance with the Chain of Custody and no significant deviations were encountered during the preparation or analysis unless otherwise noted. Sample Receipt, Container Information, and the Chain of Custody are located at the back of the report.

Results contained within this report relate only to the samples submitted under this Alpha Lab Number and meet NELAP requirements for all NELAP accredited parameters unless otherwise noted in the following narrative. The data presented in this report is organized by parameter (i.e. VOC, SVOC, etc.). Sample specific Quality Control data (i.e. Surrogate Spike Recovery) is reported at the end of the target analyte list for each individual sample, followed by the Laboratory Batch Quality Control at the end of each parameter. Tentatively Identified Compounds (TICs), if requested, are reported for compounds identified to be present and are not part of the method/program Target Compound List, even if only a subset of the TCL are being reported. If a sample was re-analyzed or re-extracted due to a required quality control corrective action and if both sets of data are reported, the Laboratory ID of the re-analysis or re-extraction is designated with an "R" or "RE", respectively.

When multiple Batch Quality Control elements are reported (e.g. more than one LCS), the associated samples for each element are noted in the grey shaded header line of each data table. Any Laboratory Batch, Sample Specific % recovery or RPD value that is outside the listed Acceptance Criteria is bolded in the report. In reference to questions H (CAM) or 4 (RCP) when "NO" is checked, the performance criteria for CAM and RCP methods allow for some quality control failures to occur and still be within method compliance. In these instances, the specific failure is not narrated but noted in the associated QC Outlier Summary Report, located directly after the Case Narrative. QC information is also incorporated in the Data Usability Assessment table (Format 11) of our Data Merger tool, where it can be reviewed in conjunction with the sample result, associated regulatory criteria and any associated data usability implications.

Soil/sediments, solids and tissues are reported on a dry weight basis unless otherwise noted. Definitions of all data qualifiers and acronyms used in this report are provided in the Glossary located at the back of the report.

HOLD POLICY - For samples submitted on hold, Alpha's policy is to hold samples (with the exception of Air canisters) free of charge for 21 calendar days from the date the project is completed. After 21 calendar days, we will dispose of all samples submitted including those put on hold unless you have contacted your Alpha Project Manager and made arrangements for Alpha to continue to hold the samples. Air canisters will be disposed after 3 business days from the date the project is completed.

Please contact Project Management at 800-624-9220 with any questions.

Project Name: SCHNEIDER ELECTRIC
Project Number: Not Specified
Lab Number: L2359933
Report Date: 10/13/23

Case Narrative (continued)

Volatile Organics in Air

Canisters were released from the laboratory on October 4, 2023. The canister certification results are provided as an addendum.

L2359933-01D through -12D: Prior to sample analysis, the canisters were pressurized with UHP Nitrogen due to canister size. The pressurization resulted in a dilution of the samples. The reporting limits have been elevated accordingly.

I, the undersigned, attest under the pains and penalties of perjury that, to the best of my knowledge and belief and based upon my personal inquiry of those responsible for providing the information contained in this analytical report, such information is accurate and complete. This certificate of analysis is not complete unless this page accompanies any and all pages of this report.

Authorized Signature: Christopher J. Anderson

Title: Technical Director/Representative Date: 10/13/23

AIR

Project Name: SCHNEIDER ELECTRIC
Project Number: Not Specified

Lab Number: L2359933
Report Date: 10/13/23

SAMPLE RESULTS

Lab ID: L2359933-01 D
Client ID: SG-16-(5-5.5)-20231009
Sample Location: PERU, IN

Date Collected: 10/09/23 15:31
Date Received: 10/11/23
Field Prep: Not Specified

Sample Depth:
Matrix: Soil_Vapor
Anaytical Method: 48,TO-15
Analytical Date: 10/12/23 20:09
Analyst: RAY

	ppbV			ug/m3				
Parameter	**Results**	**RL**	**MDL**	**Results**	**RL**	**MDL**	**Qualifier**	**Dilution Factor**
Volatile Organics in Air - Mansfield Lab								
Vinyl chloride	ND	0.429	--	ND	1.10	--		2.145
trans-1,2-Dichloroethene	ND	0.429	--	ND	1.70	--		2.145
cis-1,2-Dichloroethene	ND	0.429	--	ND	1.70	--		2.145
Trichloroethene	ND	0.429	--	ND	2.31	--		2.145
Tetrachloroethene	ND	0.429	--	ND	2.91	--		2.145

Internal Standard	**% Recovery**	**Qualifier**	**Acceptance Criteria**
1,4-Difluorobenzene	97		60-140
Bromochloromethane	99		60-140
chlorobenzene-d5	102		60-140

Project Name: SCHNEIDER ELECTRIC
Project Number: Not Specified

Lab Number: L2359933
Report Date: 10/13/23

SAMPLE RESULTS

Lab ID: L2359933-02 D
Client ID: SG-16-(10-10.5)-20231009
Sample Location: PERU, IN

Date Collected: 10/09/23 15:55
Date Received: 10/11/23
Field Prep: Not Specified

Sample Depth:
Matrix: Soil_Vapor
Anaytical Method: 48,TO-15
Analytical Date: 10/12/23 20:39
Analyst: RAY

	ppbV			ug/m3				
Parameter	**Results**	**RL**	**MDL**	**Results**	**RL**	**MDL**	**Qualifier**	**Dilution Factor**
Volatile Organics in Air - Mansfield Lab								
Vinyl chloride	ND	0.440	--	ND	1.12	--		2.201
trans-1,2-Dichloroethene	ND	0.440	--	ND	1.74	--		2.201
cis-1,2-Dichloroethene	ND	0.440	--	ND	1.74	--		2.201
Trichloroethene	3.34	0.440	--	17.9	2.36	--		2.201
Tetrachloroethene	2.65	0.440	--	18.0	2.98	--		2.201

Internal Standard	**% Recovery**	**Qualifier**	**Acceptance Criteria**
1,4-Difluorobenzene	95		60-140
Bromochloromethane	97		60-140
chlorobenzene-d5	100		60-140

Project Name: SCHNEIDER ELECTRIC
Project Number: Not Specified

Lab Number: L2359933
Report Date: 10/13/23

SAMPLE RESULTS

Lab ID: L2359933-03 D
Client ID: SG-34-(5-5.5)-20231010
Sample Location: PERU, IN

Date Collected: 10/10/23 09:45
Date Received: 10/11/23
Field Prep: Not Specified

Sample Depth:
Matrix: Soil_Vapor
Anaytical Method: 48,TO-15
Analytical Date: 10/12/23 21:09
Analyst: RAY

	ppbV			ug/m3				
Parameter	**Results**	**RL**	**MDL**	**Results**	**RL**	**MDL**	**Qualifier**	**Dilution Factor**
Volatile Organics in Air - Mansfield Lab								
Vinyl chloride	ND	0.403	--	ND	1.03	--		2.014
trans-1,2-Dichloroethene	ND	0.403	--	ND	1.60	--		2.014
cis-1,2-Dichloroethene	ND	0.403	--	ND	1.60	--		2.014
Trichloroethene	ND	0.403	--	ND	2.17	--		2.014
Tetrachloroethene	ND	0.403	--	ND	2.73	--		2.014

Internal Standard	**% Recovery**	**Qualifier**	**Acceptance Criteria**
1,4-Difluorobenzene	94		60-140
Bromochloromethane	97		60-140
chlorobenzene-d5	99		60-140

Project Name: SCHNEIDER ELECTRIC
Project Number: Not Specified

Lab Number: L2359933
Report Date: 10/13/23

SAMPLE RESULTS

Lab ID: L2359933-04 D
Client ID: SG-34-(10-10.5)-20231010
Sample Location: PERU, IN

Date Collected: 10/10/23 10:04
Date Received: 10/11/23
Field Prep: Not Specified

Sample Depth:
Matrix: Soil_Vapor
Anaytical Method: 48,TO-15
Analytical Date: 10/12/23 21:39
Analyst: RAY

	ppbV			ug/m3				
Parameter	**Results**	**RL**	**MDL**	**Results**	**RL**	**MDL**	**Qualifier**	**Dilution Factor**
Volatile Organics in Air - Mansfield Lab								
Vinyl chloride	ND	0.442	--	ND	1.13	--		2.21
trans-1,2-Dichloroethene	ND	0.442	--	ND	1.75	--		2.21
cis-1,2-Dichloroethene	ND	0.442	--	ND	1.75	--		2.21
Trichloroethene	ND	0.442	--	ND	2.38	--		2.21
Tetrachloroethene	ND	0.442	--	ND	3.00	--		2.21

Internal Standard	**% Recovery**	**Qualifier**	**Acceptance Criteria**
1,4-Difluorobenzene	94		60-140
Bromochloromethane	96		60-140
chlorobenzene-d5	100		60-140

Project Name: SCHNEIDER ELECTRIC
Project Number: Not Specified

Lab Number: L2359933
Report Date: 10/13/23

SAMPLE RESULTS

Lab ID: L2359933-05 D
Client ID: SG-35-(5-5.5)-20231010
Sample Location: PERU, IN

Date Collected: 10/10/23 10:31
Date Received: 10/11/23
Field Prep: Not Specified

Sample Depth:
Matrix: Soil_Vapor
Anaytical Method: 48,TO-15
Analytical Date: 10/12/23 22:39
Analyst: RAY

	ppbV			ug/m3				
Parameter	**Results**	**RL**	**MDL**	**Results**	**RL**	**MDL**	**Qualifier**	**Dilution Factor**
Volatile Organics in Air - Mansfield Lab								
Vinyl chloride	ND	0.445	--	ND	1.14	--		2.226
trans-1,2-Dichloroethene	ND	0.445	--	ND	1.76	--		2.226
cis-1,2-Dichloroethene	ND	0.445	--	ND	1.76	--		2.226
Trichloroethene	ND	0.445	--	ND	2.39	--		2.226
Tetrachloroethene	ND	0.445	--	ND	3.02	--		2.226

Internal Standard	**% Recovery**	**Qualifier**	**Acceptance Criteria**
1,4-Difluorobenzene	93		60-140
Bromochloromethane	96		60-140
chlorobenzene-d5	100		60-140

Project Name: SCHNEIDER ELECTRIC
Project Number: Not Specified

Lab Number: L2359933
Report Date: 10/13/23

SAMPLE RESULTS

Lab ID: L2359933-06 D
Client ID: SG-35-(10-10.5)-20231010
Sample Location: PERU, IN

Date Collected: 10/10/23 10:46
Date Received: 10/11/23
Field Prep: Not Specified

Sample Depth:
Matrix: Soil_Vapor
Anaytical Method: 48,TO-15
Analytical Date: 10/12/23 23:09
Analyst: RAY

	ppbV			ug/m3				
Parameter	**Results**	**RL**	**MDL**	**Results**	**RL**	**MDL**	**Qualifier**	**Dilution Factor**
Volatile Organics in Air - Mansfield Lab								
Vinyl chloride	ND	0.437	--	ND	1.12	--		2.185
trans-1,2-Dichloroethene	ND	0.437	--	ND	1.73	--		2.185
cis-1,2-Dichloroethene	ND	0.437	--	ND	1.73	--		2.185
Trichloroethene	0.620	0.437	--	3.33	2.35	--		2.185
Tetrachloroethene	ND	0.437	--	ND	2.96	--		2.185

Internal Standard	**% Recovery**	**Qualifier**	**Acceptance Criteria**
1,4-Difluorobenzene	92		60-140
Bromochloromethane	94		60-140
chlorobenzene-d5	100		60-140

Project Name: SCHNEIDER ELECTRIC
Project Number: Not Specified

Lab Number: L2359933
Report Date: 10/13/23

SAMPLE RESULTS

Lab ID: L2359933-07 D
Client ID: SG-36-(5-5.5)-20231010
Sample Location: PERU, IN

Date Collected: 10/10/23 11:11
Date Received: 10/11/23
Field Prep: Not Specified

Sample Depth:
Matrix: Soil_Vapor
Anaytical Method: 48,TO-15
Analytical Date: 10/12/23 23:39
Analyst: RAY

	ppbV			ug/m3				
Parameter	**Results**	**RL**	**MDL**	**Results**	**RL**	**MDL**	**Qualifier**	**Dilution Factor**
Volatile Organics in Air - Mansfield Lab								
Vinyl chloride	ND	0.439	--	ND	1.12	--		2.194
trans-1,2-Dichloroethene	ND	0.439	--	ND	1.74	--		2.194
cis-1,2-Dichloroethene	ND	0.439	--	ND	1.74	--		2.194
Trichloroethene	ND	0.439	--	ND	2.36	--		2.194
Tetrachloroethene	ND	0.439	--	ND	2.98	--		2.194

Internal Standard	**% Recovery**	**Qualifier**	**Acceptance Criteria**
1,4-Difluorobenzene	91		60-140
Bromochloromethane	94		60-140
chlorobenzene-d5	99		60-140

Project Name: SCHNEIDER ELECTRIC
Project Number: Not Specified

Lab Number: L2359933
Report Date: 10/13/23

SAMPLE RESULTS

Lab ID: L2359933-08 D
Client ID: SG-36-(10-10.5)-20231010
Sample Location: PERU, IN

Date Collected: 10/10/23 11:28
Date Received: 10/11/23
Field Prep: Not Specified

Sample Depth:
Matrix: Soil_Vapor
Anaytical Method: 48,TO-15
Analytical Date: 10/13/23 00:09
Analyst: RAY

	ppbV			ug/m3				
Parameter	**Results**	**RL**	**MDL**	**Results**	**RL**	**MDL**	**Qualifier**	**Dilution Factor**
Volatile Organics in Air - Mansfield Lab								
Vinyl chloride	ND	0.439	--	ND	1.12	--		2.194
trans-1,2-Dichloroethene	ND	0.439	--	ND	1.74	--		2.194
cis-1,2-Dichloroethene	ND	0.439	--	ND	1.74	--		2.194
Trichloroethene	ND	0.439	--	ND	2.36	--		2.194
Tetrachloroethene	ND	0.439	--	ND	2.98	--		2.194

Internal Standard	**% Recovery**	**Qualifier**	**Acceptance Criteria**
1,4-Difluorobenzene	91		60-140
Bromochloromethane	95		60-140
chlorobenzene-d5	99		60-140

Project Name: SCHNEIDER ELECTRIC
Project Number: Not Specified

Lab Number: L2359933
Report Date: 10/13/23

SAMPLE RESULTS

Lab ID: L2359933-09 D
Client ID: SG-25-(5-5.5)-20231010
Sample Location: PERU, IN

Date Collected: 10/10/23 12:45
Date Received: 10/11/23
Field Prep: Not Specified

Sample Depth:
Matrix: Soil_Vapor
Anaytical Method: 48,TO-15
Analytical Date: 10/13/23 00:39
Analyst: RAY

	ppbV			ug/m3				
Parameter	**Results**	**RL**	**MDL**	**Results**	**RL**	**MDL**	**Qualifier**	**Dilution Factor**
Volatile Organics in Air - Mansfield Lab								
Vinyl chloride	ND	0.441	--	ND	1.13	--		2.203
trans-1,2-Dichloroethene	ND	0.441	--	ND	1.75	--		2.203
cis-1,2-Dichloroethene	ND	0.441	--	ND	1.75	--		2.203
Trichloroethene	ND	0.441	--	ND	2.37	--		2.203
Tetrachloroethene	ND	0.441	--	ND	2.99	--		2.203

Internal Standard	**% Recovery**	**Qualifier**	**Acceptance Criteria**
1,4-Difluorobenzene	90		60-140
Bromochloromethane	94		60-140
chlorobenzene-d5	100		60-140

Project Name: SCHNEIDER ELECTRIC
Project Number: Not Specified

Lab Number: L2359933
Report Date: 10/13/23

SAMPLE RESULTS

Lab ID: L2359933-10 D
Client ID: SG-25-(10-10.5)-20231010
Sample Location: PERU, IN

Date Collected: 10/10/23 13:01
Date Received: 10/11/23
Field Prep: Not Specified

Sample Depth:
Matrix: Soil_Vapor
Anaytical Method: 48,TO-15
Analytical Date: 10/13/23 01:09
Analyst: RAY

	ppbV			ug/m3				
Parameter	**Results**	**RL**	**MDL**	**Results**	**RL**	**MDL**	**Qualifier**	**Dilution Factor**
Volatile Organics in Air - Mansfield Lab								
Vinyl chloride	ND	0.444	--	ND	1.13	--		2.218
trans-1,2-Dichloroethene	ND	0.444	--	ND	1.76	--		2.218
cis-1,2-Dichloroethene	ND	0.444	--	ND	1.76	--		2.218
Trichloroethene	8.04	0.444	--	43.2	2.39	--		2.218
Tetrachloroethene	ND	0.444	--	ND	3.01	--		2.218

Internal Standard	**% Recovery**	**Qualifier**	**Acceptance Criteria**
1,4-Difluorobenzene	90		60-140
Bromochloromethane	94		60-140
chlorobenzene-d5	100		60-140

Project Name: SCHNEIDER ELECTRIC
Project Number: Not Specified

Lab Number: L2359933
Report Date: 10/13/23

SAMPLE RESULTS

Lab ID: L2359933-11 D
Client ID: SG-26-(5-5.5)-20231010
Sample Location: PERU, IN

Date Collected: 10/10/23 13:35
Date Received: 10/11/23
Field Prep: Not Specified

Sample Depth:
Matrix: Soil_Vapor
Anaytical Method: 48,TO-15
Analytical Date: 10/13/23 01:39
Analyst: RAY

	ppbV			ug/m3				
Parameter	**Results**	**RL**	**MDL**	**Results**	**RL**	**MDL**	**Qualifier**	**Dilution Factor**
Volatile Organics in Air - Mansfield Lab								
Vinyl chloride	ND	0.441	--	ND	1.13	--		2.203
trans-1,2-Dichloroethene	ND	0.441	--	ND	1.75	--		2.203
cis-1,2-Dichloroethene	ND	0.441	--	ND	1.75	--		2.203
Trichloroethene	ND	0.441	--	ND	2.37	--		2.203
Tetrachloroethene	ND	0.441	--	ND	2.99	--		2.203

Internal Standard	**% Recovery**	**Qualifier**	**Acceptance Criteria**
1,4-Difluorobenzene	89		60-140
Bromochloromethane	93		60-140
chlorobenzene-d5	98		60-140

Project Name: SCHNEIDER ELECTRIC
Project Number: Not Specified

Lab Number: L2359933
Report Date: 10/13/23

SAMPLE RESULTS

Lab ID: L2359933-12 D
Client ID: SG-26-(10-10.5)-20231010
Sample Location: PERU, IN

Date Collected: 10/10/23 13:54
Date Received: 10/11/23
Field Prep: Not Specified

Sample Depth:
Matrix: Soil_Vapor
Anaytical Method: 48,TO-15
Analytical Date: 10/13/23 02:09
Analyst: RAY

	ppbV			ug/m3				
Parameter	**Results**	**RL**	**MDL**	**Results**	**RL**	**MDL**	**Qualifier**	**Dilution Factor**
Volatile Organics in Air - Mansfield Lab								
Vinyl chloride	ND	0.444	--	ND	1.13	--		2.22
trans-1,2-Dichloroethene	ND	0.444	--	ND	1.76	--		2.22
cis-1,2-Dichloroethene	ND	0.444	--	ND	1.76	--		2.22
Trichloroethene	ND	0.444	--	ND	2.39	--		2.22
Tetrachloroethene	ND	0.444	--	ND	3.01	--		2.22

Internal Standard	**% Recovery**	**Qualifier**	**Acceptance Criteria**
1,4-Difluorobenzene	89		60-140
Bromochloromethane	93		60-140
chlorobenzene-d5	98		60-140

Project Name: SCHNEIDER ELECTRIC
Project Number: Not Specified
Lab Number: L2359933
Report Date: 10/13/23

Method Blank Analysis
Batch Quality Control

Analytical Method: 48,TO-15
Analytical Date: 10/12/23 16:55

Parameter	ppbV Results	ppbV RL	ppbV MDL	ug/m3 Results	ug/m3 RL	ug/m3 MDL	Qualifier	Dilution Factor
Volatile Organics in Air - Mansfield Lab for sample(s): 01-12 Batch: WG1839094-4								
Vinyl chloride	ND	0.200	--	ND	0.511	--		1
trans-1,2-Dichloroethene	ND	0.200	--	ND	0.793	--		1
cis-1,2-Dichloroethene	ND	0.200	--	ND	0.793	--		1
Trichloroethene	ND	0.200	--	ND	1.07	--		1
Tetrachloroethene	ND	0.200	--	ND	1.36	--		1

Lab Control Sample Analysis

Batch Quality Control

Project Name: SCHNEIDER ELECTRIC

Project Number: Not Specified

Lab Number: L2359933

Report Date: 10/13/23

Parameter	LCS %Recovery	Qual	LCSD %Recovery	Qual	%Recovery Limits	RPD	Qual	RPD Limits
Volatile Organics in Air - Mansfield Lab Associated sample(s): 01-12 Batch: WG1839094-3								
Vinyl chloride	92		-		70-130	-		
trans-1,2-Dichloroethene	86		-		70-130	-		
cis-1,2-Dichloroethene	94		-		70-130	-		
Trichloroethene	100		-		70-130	-		
Tetrachloroethene	79		-		70-130	-		

Lab Duplicate Analysis
Batch Quality Control

Project Name: SCHNEIDER ELECTRIC
Project Number: Not Specified

Lab Number: L2359933
Report Date: 10/13/23

Parameter	Native Sample	Duplicate Sample	Units	RPD	Qual	RPD Limits
Volatile Organics in Air - Mansfield Lab Associated sample(s): 01-12 QC Batch ID: WG1839094-5 QC Sample: L2359933-04 Client ID: SG-34-(10-10.5)-20231010						
Vinyl chloride	ND	ND	ppbV	NC		25
trans-1,2-Dichloroethene	ND	ND	ppbV	NC		25
cis-1,2-Dichloroethene	ND	ND	ppbV	NC		25
Trichloroethene	ND	ND	ppbV	NC		25
Tetrachloroethene	ND	ND	ppbV	NC		25

Project Name: SCHNEIDER ELECTRIC

Project Number:

Lab Number: L2359933

Report Date: 10/13/23

Canister and Flow Controller Information

Samplenum	Client ID	Media ID	Media Type	Date Prepared	Bottle Order	Cleaning Batch ID	Can Leak Check	Initial Pressure (in. Hg)	Pressure on Receipt (in. Hg)	Flow Controler Leak Chk	Flow Out mL/min	Flow In mL/min	% RPD
L2359933-01	SG-16-(5-5.5)-20231009	01757	SV200	10/04/23	438781		-	-	-	Pass	213	210	1
L2359933-01	SG-16-(5-5.5)-20231009	3858	1.0L Can	10/04/23	438781	L2355780-02	Pass	-29.9	-4.6	-	-	-	-
L2359933-02	SG-16-(10-10.5)-20231009	01600	SV200	10/04/23	438781		-	-	-	Pass	202	204	1
L2359933-02	SG-16-(10-10.5)-20231009	3543	1.0L Can	10/04/23	438781	L2357309-07	Pass	-29.9	-4.1	-	-	-	-
L2359933-03	SG-34-(5-5.5)-20231010	0540	SV200	10/04/23	438781		-	-	-	Pass	213	215	1
L2359933-03	SG-34-(5-5.5)-20231010	3694	1.0L Can	10/04/23	438781	L2355780-02	Pass	-29.9	-3.2	-	-	-	-
L2359933-04	SG-34-(10-10.5)-20231010	0861	SV200	10/04/23	438781		-	-	-	Pass	209	205	2
L2359933-04	SG-34-(10-10.5)-20231010	3835	1.0L Can	10/04/23	438781	L2355780-02	Pass	-29.9	-4.1	-	-	-	-
L2359933-05	SG-35-(5-5.5)-20231010	02305	SV200	10/04/23	438781		-	-	-	Pass	216	216	0
L2359933-05	SG-35-(5-5.5)-20231010	1497	1.0L Can	10/04/23	438781	L2355780-02	Pass	-29.9	-4.1	-	-	-	-
L2359933-06	SG-35-(10-10.5)-20231010	0687	SV200	10/04/23	438781		-	-	-	Pass	206	209	1
L2359933-06	SG-35-(10-10.5)-20231010	3552	1.0L Can	10/04/23	438781	L2355780-02	Pass	-29.9	-4.3	-	-	-	-
L2359933-07	SG-36-(5-5.5)-20231010	01568	SV200	10/04/23	438781		-	-	-	Pass	209	209	0
L2359933-07	SG-36-(5-5.5)-20231010	3769	1.0L Can	10/04/23	438781	L2356168-07	Pass	-29.9	-4.3	-	-	-	-
L2359933-08	SG-36-(10-10.5)-20231010	0526	SV200	10/04/23	438781		-	-	-	Pass	210	214	2

Project Name: SCHNEIDER ELECTRIC

Lab Number: L2359933

Project Number:

Report Date: 10/13/23

Canister and Flow Controller Information

Samplenum	Client ID	Media ID	Media Type	Date Prepared	Bottle Order	Cleaning Batch ID	Can Leak Check	Initial Pressure (in. Hg)	Pressure on Receipt (in. Hg)	Flow Controler Leak Chk	Flow Out mL/min	Flow In mL/min	% RPD
L2359933-08	SG-36-(10-10.5)-20231010	2452	1.0L Can	10/04/23	438781	L2357309-07	Pass	-29.9	-4.4	-	-	-	-
L2359933-09	SG-25-(5-5.5)-20231010	01901	SV200	10/04/23	438781		-	-	-	Pass	209	213	2
L2359933-09	SG-25-(5-5.5)-20231010	3846	1.0L Can	10/04/23	438781	L2356168-07	Pass	-29.9	-4.6	-	-	-	-
L2359933-10	SG-25-(10-10.5)-20231010	01835	SV200	10/04/23	438781		-	-	-	Pass	209	207	1
L2359933-10	SG-25-(10-10.5)-20231010	778	1.0L Can	10/04/23	438781	L2357309-07	Pass	-29.9	-4.6	-	-	-	-
L2359933-11	SG-26-(5-5.5)-20231010	0567	SV200	10/04/23	438781		-	-	-	Pass	216	213	1
L2359933-11	SG-26-(5-5.5)-20231010	3834	1.0L Can	10/04/23	438781	L2356168-07	Pass	-29.9	-5.1	-	-	-	-
L2359933-12	SG-26-(10-10.5)-20231010	02296	SV200	10/04/23	438781		-	-	-	Pass	212	216	2
L2359933-12	SG-26-(10-10.5)-20231010	3794	1.0L Can	10/04/23	438781	L2356168-07	Pass	-29.9	-5.1	-	-	-	-

Project Name: BATCH CANISTER CERTIFICATION
Project Number: CANISTER QC BAT
Lab Number: L2355780
Report Date: 10/13/23

Air Canister Certification Results

Lab ID: L2355780-02
Client ID: CAN 2414 SHELF 11
Sample Location:

Date Collected: 09/21/23 18:00
Date Received: 09/22/23
Field Prep: Not Specified

Sample Depth:
Matrix: Air
Anaytical Method: 48,TO-15
Analytical Date: 09/22/23 17:45
Analyst: BJB

	ppbV			ug/m3				
Parameter	**Results**	**RL**	**MDL**	**Results**	**RL**	**MDL**	**Qualifier**	**Dilution Factor**
Volatile Organics in Air - Mansfield Lab								
Chlorodifluoromethane	ND	0.200	--	ND	0.707	--		1
Propylene	ND	0.500	--	ND	0.861	--		1
Propane	ND	0.500	--	ND	0.902	--		1
Dichlorodifluoromethane	ND	0.200	--	ND	0.989	--		1
Chloromethane	ND	0.200	--	ND	0.413	--		1
Freon-114	ND	0.200	--	ND	1.40	--		1
Methanol	ND	5.00	--	ND	6.55	--		1
Vinyl chloride	ND	0.200	--	ND	0.511	--		1
1,3-Butadiene	ND	0.200	--	ND	0.442	--		1
Butane	ND	0.200	--	ND	0.475	--		1
Bromomethane	ND	0.200	--	ND	0.777	--		1
Chloroethane	ND	0.200	--	ND	0.528	--		1
Ethanol	ND	5.00	--	ND	9.42	--		1
Dichlorofluoromethane	ND	0.200	--	ND	0.842	--		1
Vinyl bromide	ND	0.200	--	ND	0.874	--		1
Acrolein	ND	0.500	--	ND	1.15	--		1
Acetone	ND	1.00	--	ND	2.38	--		1
Acetonitrile	ND	0.200	--	ND	0.336	--		1
Trichlorofluoromethane	ND	0.200	--	ND	1.12	--		1
Isopropanol	ND	0.500	--	ND	1.23	--		1
Acrylonitrile	ND	0.500	--	ND	1.09	--		1
Pentane	ND	0.200	--	ND	0.590	--		1
Ethyl ether	ND	0.200	--	ND	0.606	--		1
1,1-Dichloroethene	ND	0.200	--	ND	0.793	--		1

Project Name: BATCH CANISTER CERTIFICATION
Project Number: CANISTER QC BAT
Lab Number: L2355780
Report Date: 10/13/23

Air Canister Certification Results

Lab ID: L2355780-02
Client ID: CAN 2414 SHELF 11
Sample Location:

Date Collected: 09/21/23 18:00
Date Received: 09/22/23
Field Prep: Not Specified

Sample Depth:

Parameter	ppbV Results	ppbV RL	ppbV MDL	ug/m3 Results	ug/m3 RL	ug/m3 MDL	Qualifier	Dilution Factor
Volatile Organics in Air - Mansfield Lab								
Tertiary butyl Alcohol	ND	0.500	--	ND	1.52	--		1
Methylene chloride	ND	0.500	--	ND	1.74	--		1
3-Chloropropene	ND	0.200	--	ND	0.626	--		1
Carbon disulfide	ND	0.200	--	ND	0.623	--		1
Freon-113	ND	0.200	--	ND	1.53	--		1
trans-1,2-Dichloroethene	ND	0.200	--	ND	0.793	--		1
1,1-Dichloroethane	ND	0.200	--	ND	0.809	--		1
Methyl tert butyl ether	ND	0.200	--	ND	0.721	--		1
Vinyl acetate	ND	1.00	--	ND	3.52	--		1
2-Butanone	ND	0.500	--	ND	1.47	--		1
Xylenes, total	ND	0.600	--	ND	0.869	--		1
cis-1,2-Dichloroethene	ND	0.200	--	ND	0.793	--		1
Ethyl Acetate	ND	0.500	--	ND	1.80	--		1
Chloroform	ND	0.200	--	ND	0.977	--		1
Tetrahydrofuran	ND	0.500	--	ND	1.47	--		1
2,2-Dichloropropane	ND	0.200	--	ND	0.924	--		1
1,2-Dichloroethane	ND	0.200	--	ND	0.809	--		1
n-Hexane	ND	0.200	--	ND	0.705	--		1
Diisopropyl ether	ND	0.200	--	ND	0.836	--		1
tert-Butyl Ethyl Ether	ND	0.200	--	ND	0.836	--		1
1,2-Dichloroethene (total)	ND	1.00	--	ND	1.00	--		1
1,1,1-Trichloroethane	ND	0.200	--	ND	1.09	--		1
1,1-Dichloropropene	ND	0.200	--	ND	0.908	--		1
Benzene	ND	0.200	--	ND	0.639	--		1
Carbon tetrachloride	ND	0.200	--	ND	1.26	--		1
Cyclohexane	ND	0.200	--	ND	0.688	--		1
tert-Amyl Methyl Ether	ND	0.200	--	ND	0.836	--		1

Project Name: BATCH CANISTER CERTIFICATION
Project Number: CANISTER QC BAT
Lab Number: L2355780
Report Date: 10/13/23

Air Canister Certification Results

Lab ID: L2355780-02
Client ID: CAN 2414 SHELF 11
Sample Location:

Date Collected: 09/21/23 18:00
Date Received: 09/22/23
Field Prep: Not Specified

Sample Depth:

Parameter	ppbV Results	ppbV RL	ppbV MDL	ug/m3 Results	ug/m3 RL	ug/m3 MDL	Qualifier	Dilution Factor
Volatile Organics in Air - Mansfield Lab								
Dibromomethane	ND	0.200	--	ND	1.42	--		1
1,2-Dichloropropane	ND	0.200	--	ND	0.924	--		1
Bromodichloromethane	ND	0.200	--	ND	1.34	--		1
1,4-Dioxane	ND	0.200	--	ND	0.721	--		1
Trichloroethene	ND	0.200	--	ND	1.07	--		1
2,2,4-Trimethylpentane	ND	0.200	--	ND	0.934	--		1
Methyl Methacrylate	ND	0.500	--	ND	2.05	--		1
Heptane	ND	0.200	--	ND	0.820	--		1
cis-1,3-Dichloropropene	ND	0.200	--	ND	0.908	--		1
4-Methyl-2-pentanone	ND	0.500	--	ND	2.05	--		1
trans-1,3-Dichloropropene	ND	0.200	--	ND	0.908	--		1
1,1,2-Trichloroethane	ND	0.200	--	ND	1.09	--		1
Toluene	ND	0.200	--	ND	0.754	--		1
1,3-Dichloropropane	ND	0.200	--	ND	0.924	--		1
2-Hexanone	ND	0.200	--	ND	0.820	--		1
Dibromochloromethane	ND	0.200	--	ND	1.70	--		1
1,2-Dibromoethane	ND	0.200	--	ND	1.54	--		1
Butyl acetate	ND	0.500	--	ND	2.38	--		1
Octane	ND	0.200	--	ND	0.934	--		1
Tetrachloroethene	ND	0.200	--	ND	1.36	--		1
1,1,1,2-Tetrachloroethane	ND	0.200	--	ND	1.37	--		1
Chlorobenzene	ND	0.200	--	ND	0.921	--		1
Ethylbenzene	ND	0.200	--	ND	0.869	--		1
p/m-Xylene	ND	0.400	--	ND	1.74	--		1
Bromoform	ND	0.200	--	ND	2.07	--		1
Styrene	ND	0.200	--	ND	0.852	--		1
1,1,2,2-Tetrachloroethane	ND	0.200	--	ND	1.37	--		1

Project Name: BATCH CANISTER CERTIFICATION
Project Number: CANISTER QC BAT
Lab Number: L2355780
Report Date: 10/13/23

Air Canister Certification Results

Lab ID: L2355780-02
Client ID: CAN 2414 SHELF 11
Sample Location:

Date Collected: 09/21/23 18:00
Date Received: 09/22/23
Field Prep: Not Specified

Sample Depth:

Parameter	ppbV Results	ppbV RL	ppbV MDL	ug/m3 Results	ug/m3 RL	ug/m3 MDL	Qualifier	Dilution Factor
Volatile Organics in Air - Mansfield Lab								
o-Xylene	ND	0.200	--	ND	0.869	--		1
1,2,3-Trichloropropane	ND	0.200	--	ND	1.21	--		1
Nonane	ND	0.200	--	ND	1.05	--		1
Isopropylbenzene	ND	0.200	--	ND	0.983	--		1
Bromobenzene	ND	0.200	--	ND	0.793	--		1
2-Chlorotoluene	ND	0.200	--	ND	1.04	--		1
n-Propylbenzene	ND	0.200	--	ND	0.983	--		1
4-Chlorotoluene	ND	0.200	--	ND	1.04	--		1
4-Ethyltoluene	ND	0.200	--	ND	0.983	--		1
1,3,5-Trimethylbenzene	ND	0.200	--	ND	0.983	--		1
tert-Butylbenzene	ND	0.200	--	ND	1.10	--		1
1,2,4-Trimethylbenzene	ND	0.200	--	ND	0.983	--		1
Decane	ND	0.200	--	ND	1.16	--		1
Benzyl chloride	ND	0.200	--	ND	1.04	--		1
1,3-Dichlorobenzene	ND	0.200	--	ND	1.20	--		1
1,4-Dichlorobenzene	ND	0.200	--	ND	1.20	--		1
sec-Butylbenzene	ND	0.200	--	ND	1.10	--		1
p-Isopropyltoluene	ND	0.200	--	ND	1.10	--		1
1,2-Dichlorobenzene	ND	0.200	--	ND	1.20	--		1
n-Butylbenzene	ND	0.200	--	ND	1.10	--		1
1,2-Dibromo-3-chloropropane	ND	0.200	--	ND	1.93	--		1
Undecane	ND	0.200	--	ND	1.28	--		1
Dodecane	ND	0.200	--	ND	1.39	--		1
1,2,4-Trichlorobenzene	ND	0.200	--	ND	1.48	--		1
Naphthalene	ND	0.200	--	ND	1.05	--		1
1,2,3-Trichlorobenzene	ND	0.200	--	ND	1.48	--		1
Hexachlorobutadiene	ND	0.200	--	ND	2.13	--		1

Project Name: BATCH CANISTER CERTIFICATION
Project Number: CANISTER QC BAT
Lab Number: L2355780
Report Date: 10/13/23

Air Canister Certification Results

Lab ID: L2355780-02
Client ID: CAN 2414 SHELF 11
Sample Location:

Date Collected: 09/21/23 18:00
Date Received: 09/22/23
Field Prep: Not Specified

Sample Depth:

Parameter	ppbV Results	ppbV RL	ppbV MDL	ug/m3 Results	ug/m3 RL	ug/m3 MDL	Qualifier	Dilution Factor
Volatile Organics in Air - Mansfield Lab								

	Results	Qualifier	Units	RDL	Dilution Factor
Tentatively Identified Compounds					

No Tentatively Identified Compounds

Internal Standard	% Recovery	Qualifier	Acceptance Criteria
1,4-Difluorobenzene	91		60-140
Bromochloromethane	96		60-140
chlorobenzene-d5	86		60-140

Project Name: BATCH CANISTER CERTIFICATION
Project Number: CANISTER QC BAT
Lab Number: L2355780
Report Date: 10/13/23

Air Canister Certification Results

Lab ID: L2355780-02
Client ID: CAN 2414 SHELF 11
Sample Location:

Date Collected: 09/21/23 18:00
Date Received: 09/22/23
Field Prep: Not Specified

Sample Depth:
Matrix: Air
Anaytical Method: 48,TO-15-SIM
Analytical Date: 09/22/23 17:45
Analyst: BJB

	ppbV			ug/m3				
Parameter	**Results**	**RL**	**MDL**	**Results**	**RL**	**MDL**	**Qualifier**	**Dilution Factor**
Volatile Organics in Air by SIM - Mansfield Lab								
Dichlorodifluoromethane	ND	0.200	--	ND	0.989	--		1
Chloromethane	ND	0.200	--	ND	0.413	--		1
Freon-114	ND	0.050	--	ND	0.349	--		1
Vinyl chloride	ND	0.020	--	ND	0.051	--		1
1,3-Butadiene	ND	0.020	--	ND	0.044	--		1
Bromomethane	ND	0.020	--	ND	0.078	--		1
Chloroethane	ND	0.100	--	ND	0.264	--		1
Acrolein	ND	0.050	--	ND	0.115	--		1
Acetone	ND	1.00	--	ND	2.38	--		1
Trichlorofluoromethane	ND	0.050	--	ND	0.281	--		1
Acrylonitrile	ND	0.500	--	ND	1.09	--		1
1,1-Dichloroethene	ND	0.020	--	ND	0.079	--		1
Methylene chloride	ND	0.500	--	ND	1.74	--		1
Freon-113	ND	0.050	--	ND	0.383	--		1
trans-1,2-Dichloroethene	ND	0.020	--	ND	0.079	--		1
1,1-Dichloroethane	ND	0.020	--	ND	0.081	--		1
Methyl tert butyl ether	ND	0.200	--	ND	0.721	--		1
2-Butanone	ND	0.500	--	ND	1.47	--		1
cis-1,2-Dichloroethene	ND	0.020	--	ND	0.079	--		1
Chloroform	ND	0.020	--	ND	0.098	--		1
1,2-Dichloroethane	ND	0.020	--	ND	0.081	--		1
1,1,1-Trichloroethane	ND	0.020	--	ND	0.109	--		1
Benzene	ND	0.100	--	ND	0.319	--		1
Carbon tetrachloride	ND	0.020	--	ND	0.126	--		1

Project Name: BATCH CANISTER CERTIFICATION
Project Number: CANISTER QC BAT
Lab Number: L2355780
Report Date: 10/13/23

Air Canister Certification Results

Lab ID: L2355780-02
Client ID: CAN 2414 SHELF 11
Sample Location:

Date Collected: 09/21/23 18:00
Date Received: 09/22/23
Field Prep: Not Specified

Sample Depth:

Parameter	ppbV Results	ppbV RL	ppbV MDL	ug/m3 Results	ug/m3 RL	ug/m3 MDL	Qualifier	Dilution Factor
Volatile Organics in Air by SIM - Mansfield Lab								
1,2-Dichloropropane	ND	0.020	--	ND	0.092	--		1
Bromodichloromethane	ND	0.020	--	ND	0.134	--		1
1,4-Dioxane	ND	0.100	--	ND	0.360	--		1
Trichloroethene	ND	0.020	--	ND	0.107	--		1
cis-1,3-Dichloropropene	ND	0.020	--	ND	0.091	--		1
4-Methyl-2-pentanone	ND	0.500	--	ND	2.05	--		1
trans-1,3-Dichloropropene	ND	0.020	--	ND	0.091	--		1
1,1,2-Trichloroethane	ND	0.020	--	ND	0.109	--		1
Toluene	ND	0.100	--	ND	0.377	--		1
Dibromochloromethane	ND	0.020	--	ND	0.170	--		1
1,2-Dibromoethane	ND	0.020	--	ND	0.154	--		1
Tetrachloroethene	ND	0.020	--	ND	0.136	--		1
1,1,1,2-Tetrachloroethane	ND	0.020	--	ND	0.137	--		1
Chlorobenzene	ND	0.100	--	ND	0.461	--		1
Ethylbenzene	ND	0.020	--	ND	0.087	--		1
p/m-Xylene	ND	0.040	--	ND	0.174	--		1
Bromoform	ND	0.020	--	ND	0.207	--		1
Styrene	ND	0.020	--	ND	0.085	--		1
1,1,2,2-Tetrachloroethane	ND	0.020	--	ND	0.137	--		1
o-Xylene	ND	0.020	--	ND	0.087	--		1
Isopropylbenzene	ND	0.200	--	ND	0.983	--		1
4-Ethyltoluene	ND	0.020	--	ND	0.098	--		1
1,3,5-Trimethybenzene	ND	0.020	--	ND	0.098	--		1
1,2,4-Trimethylbenzene	ND	0.020	--	ND	0.098	--		1
Benzyl chloride	ND	0.100	--	ND	0.518	--		1
1,3-Dichlorobenzene	ND	0.020	--	ND	0.120	--		1
1,4-Dichlorobenzene	ND	0.020	--	ND	0.120	--		1

Project Name: BATCH CANISTER CERTIFICATION
Project Number: CANISTER QC BAT
Lab Number: L2355780
Report Date: 10/13/23

Air Canister Certification Results

Lab ID: L2355780-02
Client ID: CAN 2414 SHELF 11
Sample Location:

Date Collected: 09/21/23 18:00
Date Received: 09/22/23
Field Prep: Not Specified

Sample Depth:

Parameter	ppbV Results	ppbV RL	ppbV MDL	ug/m3 Results	ug/m3 RL	ug/m3 MDL	Qualifier	Dilution Factor
Volatile Organics in Air by SIM - Mansfield Lab								
sec-Butylbenzene	ND	0.200	--	ND	1.10	--		1
p-Isopropyltoluene	ND	0.200	--	ND	1.10	--		1
1,2-Dichlorobenzene	ND	0.020	--	ND	0.120	--		1
n-Butylbenzene	ND	0.200	--	ND	1.10	--		1
1,2,4-Trichlorobenzene	ND	0.050	--	ND	0.371	--		1
Naphthalene	ND	0.050	--	ND	0.262	--		1
1,2,3-Trichlorobenzene	ND	0.050	--	ND	0.371	--		1
Hexachlorobutadiene	ND	0.050	--	ND	0.533	--		1

Internal Standard	% Recovery	Qualifier	Acceptance Criteria
1,4-difluorobenzene	80		60-140
bromochloromethane	89		60-140
chlorobenzene-d5	84		60-140

Project Name: BATCH CANISTER CERTIFICATION
Project Number: CANISTER QC BAT

Lab Number: L2357309
Report Date: 10/13/23

Air Canister Certification Results

Lab ID: L2357309-07
Client ID: CAN 3838 SHELF 10
Sample Location:

Date Collected: 09/28/23 18:00
Date Received: 09/29/23
Field Prep: Not Specified

Sample Depth:
Matrix: Air
Anaytical Method: 48,TO-15
Analytical Date: 09/30/23 00:44
Analyst: RAY

	ppbV			ug/m3				
Parameter	**Results**	**RL**	**MDL**	**Results**	**RL**	**MDL**	**Qualifier**	**Dilution Factor**
Volatile Organics in Air - Mansfield Lab								
Chlorodifluoromethane	ND	0.200	--	ND	0.707	--		1
Propylene	ND	0.500	--	ND	0.861	--		1
Propane	ND	0.500	--	ND	0.902	--		1
Dichlorodifluoromethane	ND	0.200	--	ND	0.989	--		1
Chloromethane	ND	0.200	--	ND	0.413	--		1
Freon-114	ND	0.200	--	ND	1.40	--		1
Methanol	ND	5.00	--	ND	6.55	--		1
Vinyl chloride	ND	0.200	--	ND	0.511	--		1
1,3-Butadiene	ND	0.200	--	ND	0.442	--		1
Butane	ND	0.200	--	ND	0.475	--		1
Bromomethane	ND	0.200	--	ND	0.777	--		1
Chloroethane	ND	0.200	--	ND	0.528	--		1
Ethanol	ND	5.00	--	ND	9.42	--		1
Dichlorofluoromethane	ND	0.200	--	ND	0.842	--		1
Vinyl bromide	ND	0.200	--	ND	0.874	--		1
Acrolein	ND	0.500	--	ND	1.15	--		1
Acetone	ND	1.00	--	ND	2.38	--		1
Acetonitrile	ND	0.200	--	ND	0.336	--		1
Trichlorofluoromethane	ND	0.200	--	ND	1.12	--		1
Isopropanol	ND	0.500	--	ND	1.23	--		1
Acrylonitrile	ND	0.500	--	ND	1.09	--		1
Pentane	ND	0.200	--	ND	0.590	--		1
Ethyl ether	ND	0.200	--	ND	0.606	--		1
1,1-Dichloroethene	ND	0.200	--	ND	0.793	--		1

Project Name: BATCH CANISTER CERTIFICATION
Project Number: CANISTER QC BAT
Lab Number: L2357309
Report Date: 10/13/23

Air Canister Certification Results

Lab ID: L2357309-07
Client ID: CAN 3838 SHELF 10
Sample Location:

Date Collected: 09/28/23 18:00
Date Received: 09/29/23
Field Prep: Not Specified

Sample Depth:

Parameter	ppbV Results	ppbV RL	ppbV MDL	ug/m3 Results	ug/m3 RL	ug/m3 MDL	Qualifier	Dilution Factor
Volatile Organics in Air - Mansfield Lab								
Tertiary butyl Alcohol	ND	0.500	--	ND	1.52	--		1
Methylene chloride	ND	0.500	--	ND	1.74	--		1
3-Chloropropene	ND	0.200	--	ND	0.626	--		1
Carbon disulfide	ND	0.200	--	ND	0.623	--		1
Freon-113	ND	0.200	--	ND	1.53	--		1
trans-1,2-Dichloroethene	ND	0.200	--	ND	0.793	--		1
1,1-Dichloroethane	ND	0.200	--	ND	0.809	--		1
Methyl tert butyl ether	ND	0.200	--	ND	0.721	--		1
Vinyl acetate	ND	1.00	--	ND	3.52	--		1
2-Butanone	ND	0.500	--	ND	1.47	--		1
Xylenes, total	ND	0.600	--	ND	0.869	--		1
cis-1,2-Dichloroethene	ND	0.200	--	ND	0.793	--		1
Ethyl Acetate	ND	0.500	--	ND	1.80	--		1
Chloroform	ND	0.200	--	ND	0.977	--		1
Tetrahydrofuran	ND	0.500	--	ND	1.47	--		1
2,2-Dichloropropane	ND	0.200	--	ND	0.924	--		1
1,2-Dichloroethane	ND	0.200	--	ND	0.809	--		1
n-Hexane	ND	0.200	--	ND	0.705	--		1
Diisopropyl ether	ND	0.200	--	ND	0.836	--		1
tert-Butyl Ethyl Ether	ND	0.200	--	ND	0.836	--		1
1,2-Dichloroethene (total)	ND	1.00	--	ND	1.00	--		1
1,1,1-Trichloroethane	ND	0.200	--	ND	1.09	--		1
1,1-Dichloropropene	ND	0.200	--	ND	0.908	--		1
Benzene	ND	0.200	--	ND	0.639	--		1
Carbon tetrachloride	ND	0.200	--	ND	1.26	--		1
Cyclohexane	ND	0.200	--	ND	0.688	--		1
tert-Amyl Methyl Ether	ND	0.200	--	ND	0.836	--		1

Project Name: BATCH CANISTER CERTIFICATION
Project Number: CANISTER QC BAT
Lab Number: L2357309
Report Date: 10/13/23

Air Canister Certification Results

Lab ID: L2357309-07
Client ID: CAN 3838 SHELF 10
Sample Location:

Date Collected: 09/28/23 18:00
Date Received: 09/29/23
Field Prep: Not Specified

Sample Depth:

Parameter	ppbV Results	ppbV RL	ppbV MDL	ug/m3 Results	ug/m3 RL	ug/m3 MDL	Qualifier	Dilution Factor
Volatile Organics in Air - Mansfield Lab								
Dibromomethane	ND	0.200	--	ND	1.42	--		1
1,2-Dichloropropane	ND	0.200	--	ND	0.924	--		1
Bromodichloromethane	ND	0.200	--	ND	1.34	--		1
1,4-Dioxane	ND	0.200	--	ND	0.721	--		1
Trichloroethene	ND	0.200	--	ND	1.07	--		1
2,2,4-Trimethylpentane	ND	0.200	--	ND	0.934	--		1
Methyl Methacrylate	ND	0.500	--	ND	2.05	--		1
Heptane	ND	0.200	--	ND	0.820	--		1
cis-1,3-Dichloropropene	ND	0.200	--	ND	0.908	--		1
4-Methyl-2-pentanone	ND	0.500	--	ND	2.05	--		1
trans-1,3-Dichloropropene	ND	0.200	--	ND	0.908	--		1
1,1,2-Trichloroethane	ND	0.200	--	ND	1.09	--		1
Toluene	ND	0.200	--	ND	0.754	--		1
1,3-Dichloropropane	ND	0.200	--	ND	0.924	--		1
2-Hexanone	ND	0.200	--	ND	0.820	--		1
Dibromochloromethane	ND	0.200	--	ND	1.70	--		1
1,2-Dibromoethane	ND	0.200	--	ND	1.54	--		1
Butyl acetate	ND	0.500	--	ND	2.38	--		1
Octane	ND	0.200	--	ND	0.934	--		1
Tetrachloroethene	ND	0.200	--	ND	1.36	--		1
1,1,1,2-Tetrachloroethane	ND	0.200	--	ND	1.37	--		1
Chlorobenzene	ND	0.200	--	ND	0.921	--		1
Ethylbenzene	ND	0.200	--	ND	0.869	--		1
p/m-Xylene	ND	0.400	--	ND	1.74	--		1
Bromoform	ND	0.200	--	ND	2.07	--		1
Styrene	ND	0.200	--	ND	0.852	--		1
1,1,2,2-Tetrachloroethane	ND	0.200	--	ND	1.37	--		1

Project Name: BATCH CANISTER CERTIFICATION
Project Number: CANISTER QC BAT
Lab Number: L2357309
Report Date: 10/13/23

Air Canister Certification Results

Lab ID: L2357309-07
Client ID: CAN 3838 SHELF 10
Sample Location:

Date Collected: 09/28/23 18:00
Date Received: 09/29/23
Field Prep: Not Specified

Sample Depth:

Parameter	ppbV Results	ppbV RL	ppbV MDL	ug/m3 Results	ug/m3 RL	ug/m3 MDL	Qualifier	Dilution Factor
Volatile Organics in Air - Mansfield Lab								
o-Xylene	ND	0.200	--	ND	0.869	--		1
1,2,3-Trichloropropane	ND	0.200	--	ND	1.21	--		1
Nonane	ND	0.200	--	ND	1.05	--		1
Isopropylbenzene	ND	0.200	--	ND	0.983	--		1
Bromobenzene	ND	0.200	--	ND	0.793	--		1
2-Chlorotoluene	ND	0.200	--	ND	1.04	--		1
n-Propylbenzene	ND	0.200	--	ND	0.983	--		1
4-Chlorotoluene	ND	0.200	--	ND	1.04	--		1
4-Ethyltoluene	ND	0.200	--	ND	0.983	--		1
1,3,5-Trimethylbenzene	ND	0.200	--	ND	0.983	--		1
tert-Butylbenzene	ND	0.200	--	ND	1.10	--		1
1,2,4-Trimethylbenzene	ND	0.200	--	ND	0.983	--		1
Decane	ND	0.200	--	ND	1.16	--		1
Benzyl chloride	ND	0.200	--	ND	1.04	--		1
1,3-Dichlorobenzene	ND	0.200	--	ND	1.20	--		1
1,4-Dichlorobenzene	ND	0.200	--	ND	1.20	--		1
sec-Butylbenzene	ND	0.200	--	ND	1.10	--		1
p-Isopropyltoluene	ND	0.200	--	ND	1.10	--		1
1,2-Dichlorobenzene	ND	0.200	--	ND	1.20	--		1
n-Butylbenzene	ND	0.200	--	ND	1.10	--		1
1,2-Dibromo-3-chloropropane	ND	0.200	--	ND	1.93	--		1
Undecane	ND	0.200	--	ND	1.28	--		1
Dodecane	ND	0.200	--	ND	1.39	--		1
1,2,4-Trichlorobenzene	ND	0.200	--	ND	1.48	--		1
Naphthalene	ND	0.200	--	ND	1.05	--		1
1,2,3-Trichlorobenzene	ND	0.200	--	ND	1.48	--		1
Hexachlorobutadiene	ND	0.200	--	ND	2.13	--		1

Project Name: BATCH CANISTER CERTIFICATION
Project Number: CANISTER QC BAT
Lab Number: L2357309
Report Date: 10/13/23

Air Canister Certification Results

Lab ID: L2357309-07
Client ID: CAN 3838 SHELF 10
Sample Location:

Date Collected: 09/28/23 18:00
Date Received: 09/29/23
Field Prep: Not Specified

Sample Depth:

Parameter	ppbV Results	ppbV RL	ppbV MDL	ug/m3 Results	ug/m3 RL	ug/m3 MDL	Qualifier	Dilution Factor
Volatile Organics in Air - Mansfield Lab								

	Results	Qualifier	Units	RDL	Dilution Factor
Tentatively Identified Compounds					

No Tentatively Identified Compounds

Internal Standard	% Recovery	Qualifier	Acceptance Criteria
1,4-Difluorobenzene	92		60-140
Bromochloromethane	96		60-140
chlorobenzene-d5	90		60-140

Project Name: BATCH CANISTER CERTIFICATION
Project Number: CANISTER QC BAT
Lab Number: L2357309
Report Date: 10/13/23

Air Canister Certification Results

Lab ID: L2357309-07
Client ID: CAN 3838 SHELF 10
Sample Location:

Date Collected: 09/28/23 18:00
Date Received: 09/29/23
Field Prep: Not Specified

Sample Depth:
Matrix: Air
Anaytical Method: 48,TO-15-SIM
Analytical Date: 09/30/23 00:44
Analyst: RAY

	ppbV			ug/m3				
Parameter	**Results**	**RL**	**MDL**	**Results**	**RL**	**MDL**	**Qualifier**	**Dilution Factor**
Volatile Organics in Air by SIM - Mansfield Lab								
Dichlorodifluoromethane	ND	0.200	--	ND	0.989	--		1
Chloromethane	ND	0.200	--	ND	0.413	--		1
Freon-114	ND	0.050	--	ND	0.349	--		1
Vinyl chloride	ND	0.020	--	ND	0.051	--		1
1,3-Butadiene	ND	0.020	--	ND	0.044	--		1
Bromomethane	ND	0.020	--	ND	0.078	--		1
Chloroethane	ND	0.100	--	ND	0.264	--		1
Acrolein	ND	0.050	--	ND	0.115	--		1
Acetone	ND	1.00	--	ND	2.38	--		1
Trichlorofluoromethane	ND	0.050	--	ND	0.281	--		1
Acrylonitrile	ND	0.500	--	ND	1.09	--		1
1,1-Dichloroethene	ND	0.020	--	ND	0.079	--		1
Methylene chloride	ND	0.500	--	ND	1.74	--		1
Freon-113	ND	0.050	--	ND	0.383	--		1
trans-1,2-Dichloroethene	ND	0.020	--	ND	0.079	--		1
1,1-Dichloroethane	ND	0.020	--	ND	0.081	--		1
Methyl tert butyl ether	ND	0.200	--	ND	0.721	--		1
2-Butanone	ND	0.500	--	ND	1.47	--		1
cis-1,2-Dichloroethene	ND	0.020	--	ND	0.079	--		1
Chloroform	ND	0.020	--	ND	0.098	--		1
1,2-Dichloroethane	ND	0.020	--	ND	0.081	--		1
1,1,1-Trichloroethane	ND	0.020	--	ND	0.109	--		1
Benzene	ND	0.100	--	ND	0.319	--		1
Carbon tetrachloride	ND	0.020	--	ND	0.126	--		1

Project Name: BATCH CANISTER CERTIFICATION
Project Number: CANISTER QC BAT
Lab Number: L2357309
Report Date: 10/13/23

Air Canister Certification Results

Lab ID: L2357309-07
Client ID: CAN 3838 SHELF 10
Sample Location:

Date Collected: 09/28/23 18:00
Date Received: 09/29/23
Field Prep: Not Specified

Sample Depth:

Parameter	ppbV Results	ppbV RL	ppbV MDL	ug/m3 Results	ug/m3 RL	ug/m3 MDL	Qualifier	Dilution Factor
Volatile Organics in Air by SIM - Mansfield Lab								
1,2-Dichloropropane	ND	0.020	--	ND	0.092	--		1
Bromodichloromethane	ND	0.020	--	ND	0.134	--		1
1,4-Dioxane	ND	0.100	--	ND	0.360	--		1
Trichloroethene	ND	0.020	--	ND	0.107	--		1
cis-1,3-Dichloropropene	ND	0.020	--	ND	0.091	--		1
4-Methyl-2-pentanone	ND	0.500	--	ND	2.05	--		1
trans-1,3-Dichloropropene	ND	0.020	--	ND	0.091	--		1
1,1,2-Trichloroethane	ND	0.020	--	ND	0.109	--		1
Toluene	ND	0.100	--	ND	0.377	--		1
Dibromochloromethane	ND	0.020	--	ND	0.170	--		1
1,2-Dibromoethane	ND	0.020	--	ND	0.154	--		1
Tetrachloroethene	ND	0.020	--	ND	0.136	--		1
1,1,1,2-Tetrachloroethane	ND	0.020	--	ND	0.137	--		1
Chlorobenzene	ND	0.100	--	ND	0.461	--		1
Ethylbenzene	ND	0.020	--	ND	0.087	--		1
p/m-Xylene	ND	0.040	--	ND	0.174	--		1
Bromoform	ND	0.020	--	ND	0.207	--		1
Styrene	ND	0.020	--	ND	0.085	--		1
1,1,2,2-Tetrachloroethane	ND	0.020	--	ND	0.137	--		1
o-Xylene	ND	0.020	--	ND	0.087	--		1
Isopropylbenzene	ND	0.200	--	ND	0.983	--		1
4-Ethyltoluene	ND	0.020	--	ND	0.098	--		1
1,3,5-Trimethybenzene	ND	0.020	--	ND	0.098	--		1
1,2,4-Trimethylbenzene	ND	0.020	--	ND	0.098	--		1
Benzyl chloride	ND	0.100	--	ND	0.518	--		1
1,3-Dichlorobenzene	ND	0.020	--	ND	0.120	--		1
1,4-Dichlorobenzene	ND	0.020	--	ND	0.120	--		1

Project Name: BATCH CANISTER CERTIFICATION
Project Number: CANISTER QC BAT
Lab Number: L2357309
Report Date: 10/13/23

Air Canister Certification Results

Lab ID: L2357309-07
Client ID: CAN 3838 SHELF 10
Sample Location:

Date Collected: 09/28/23 18:00
Date Received: 09/29/23
Field Prep: Not Specified

Sample Depth:

Parameter	ppbV Results	ppbV RL	ppbV MDL	ug/m3 Results	ug/m3 RL	ug/m3 MDL	Qualifier	Dilution Factor
Volatile Organics in Air by SIM - Mansfield Lab								
sec-Butylbenzene	ND	0.200	--	ND	1.10	--		1
p-Isopropyltoluene	ND	0.200	--	ND	1.10	--		1
1,2-Dichlorobenzene	ND	0.020	--	ND	0.120	--		1
n-Butylbenzene	ND	0.200	--	ND	1.10	--		1
1,2,4-Trichlorobenzene	ND	0.050	--	ND	0.371	--		1
Naphthalene	ND	0.050	--	ND	0.262	--		1
1,2,3-Trichlorobenzene	ND	0.050	--	ND	0.371	--		1
Hexachlorobutadiene	ND	0.050	--	ND	0.533	--		1

Internal Standard	% Recovery	Qualifier	Acceptance Criteria
1,4-difluorobenzene	91		60-140
bromochloromethane	97		60-140
chlorobenzene-d5	90		60-140

Project Name: SCHNEIDER ELECTRIC
Project Number: Not Specified

Lab Number: L2359933
Report Date: 10/13/23

Sample Receipt and Container Information

Were project specific reporting limits specified? YES

Cooler Information

Cooler	Custody Seal
NA	Absent

Container Information

Container ID	Container Type	Cooler	Initial pH	Final pH	Temp deg C	Pres	Seal	Frozen Date/Time	Analysis(*)
L2359933-01A	Canister - 1 Liter	NA	NA			Y	Absent		TO15-LL(30)
L2359933-02A	Canister - 1 Liter	NA	NA			Y	Absent		TO15-LL(30)
L2359933-03A	Canister - 1 Liter	NA	NA			Y	Absent		TO15-LL(30)
L2359933-04A	Canister - 1 Liter	NA	NA			Y	Absent		TO15-LL(30)
L2359933-05A	Canister - 1 Liter	NA	NA			Y	Absent		TO15-LL(30)
L2359933-06A	Canister - 1 Liter	NA	NA			Y	Absent		TO15-LL(30)
L2359933-07A	Canister - 1 Liter	NA	NA			Y	Absent		TO15-LL(30)
L2359933-08A	Canister - 1 Liter	NA	NA			Y	Absent		TO15-LL(30)
L2359933-09A	Canister - 1 Liter	NA	NA			Y	Absent		TO15-LL(30)
L2359933-10A	Canister - 1 Liter	NA	NA			Y	Absent		TO15-LL(30)
L2359933-11A	Canister - 1 Liter	NA	NA			Y	Absent		TO15-LL(30)
L2359933-12A	Canister - 1 Liter	NA	NA			Y	Absent		TO15-LL(30)

*Values in parentheses indicate holding time in days

Project Name:	SCHNEIDER ELECTRIC	**Lab Number:**	L2359933
Project Number:	Not Specified	**Report Date:**	10/13/23

GLOSSARY

Acronyms

DL	- Detection Limit: This value represents the level to which target analyte concentrations are reported as estimated values, when those target analyte concentrations are quantified below the limit of quantitation (LOQ). The DL includes any adjustments from dilutions, concentrations or moisture content, where applicable. (DoD report formats only.)
EDL	- Estimated Detection Limit: This value represents the level to which target analyte concentrations are reported as estimated values, when those target analyte concentrations are quantified below the reporting limit (RL). The EDL includes any adjustments from dilutions, concentrations or moisture content, where applicable. The use of EDLs is specific to the analysis of PAHs using Solid-Phase Microextraction (SPME).
EMPC	- Estimated Maximum Possible Concentration: The concentration that results from the signal present at the retention time of an analyte when the ions meet all of the identification criteria except the ion abundance ratio criteria. An EMPC is a worst-case estimate of the concentration.
EPA	- Environmental Protection Agency.
LCS	- Laboratory Control Sample: A sample matrix, free from the analytes of interest, spiked with verified known amounts of analytes or a material containing known and verified amounts of analytes.
LCSD	- Laboratory Control Sample Duplicate: Refer to LCS.
LFB	- Laboratory Fortified Blank: A sample matrix, free from the analytes of interest, spiked with verified known amounts of analytes or a material containing known and verified amounts of analytes.
LOD	- Limit of Detection: This value represents the level to which a target analyte can reliably be detected for a specific analyte in a specific matrix by a specific method. The LOD includes any adjustments from dilutions, concentrations or moisture content, where applicable. (DoD report formats only.)
LOQ	- Limit of Quantitation: The value at which an instrument can accurately measure an analyte at a specific concentration. The LOQ includes any adjustments from dilutions, concentrations or moisture content, where applicable. (DoD report formats only.) Limit of Quantitation: The value at which an instrument can accurately measure an analyte at a specific concentration. The LOQ includes any adjustments from dilutions, concentrations or moisture content, where applicable. (DoD report formats only.)
MDL	- Method Detection Limit: This value represents the level to which target analyte concentrations are reported as estimated values, when those target analyte concentrations are quantified below the reporting limit (RL). The MDL includes any adjustments from dilutions, concentrations or moisture content, where applicable.
MS	- Matrix Spike Sample: A sample prepared by adding a known mass of target analyte to a specified amount of matrix sample for which an independent estimate of target analyte concentration is available. For Method 332.0, the spike recovery is calculated using the native concentration, including estimated values.
MSD	- Matrix Spike Sample Duplicate: Refer to MS.
NA	- Not Applicable.
NC	- Not Calculated: Term is utilized when one or more of the results utilized in the calculation are non-detect at the parameter's reporting unit.
NDPA/DPA	- N-Nitrosodiphenylamine/Diphenylamine.
NI	- Not Ignitable.
NP	- Non-Plastic: Term is utilized for the analysis of Atterberg Limits in soil.
NR	- No Results: Term is utilized when 'No Target Compounds Requested' is reported for the analysis of Volatile or Semivolatile Organic TIC only requests.
RL	- Reporting Limit: The value at which an instrument can accurately measure an analyte at a specific concentration. The RL includes any adjustments from dilutions, concentrations or moisture content, where applicable.
RPD	- Relative Percent Difference: The results from matrix and/or matrix spike duplicates are primarily designed to assess the precision of analytical results in a given matrix and are expressed as relative percent difference (RPD). Values which are less than five times the reporting limit for any individual parameter are evaluated by utilizing the absolute difference between the values; although the RPD value will be provided in the report.
SRM	- Standard Reference Material: A reference sample of a known or certified value that is of the same or similar matrix as the associated field samples.
STLP	- Semi-dynamic Tank Leaching Procedure per EPA Method 1315.
TEF	- Toxic Equivalency Factors: The values assigned to each dioxin and furan to evaluate their toxicity relative to 2,3,7,8-TCDD.
TEQ	- Toxic Equivalent: The measure of a sample's toxicity derived by multiplying each dioxin and furan by its corresponding TEF and then summing the resulting values.
TIC	- Tentatively Identified Compound: A compound that has been identified to be present and is not part of the target compound list (TCL) for the method and/or program. All TICs are qualitatively identified and reported as estimated concentrations.

Report Format: Data Usability Report

Project Name:	SCHNEIDER ELECTRIC	**Lab Number:**	L2359933
Project Number:	Not Specified	**Report Date:**	10/13/23

Footnotes

1 - The reference for this analyte should be considered modified since this analyte is absent from the target analyte list of the original method.

Terms

Analytical Method: Both the document from which the method originates and the analytical reference method. (Example: EPA 8260B is shown as 1,8260B.) The codes for the reference method documents are provided in the References section of the Addendum.

Chlordane: The target compound Chlordane (CAS No. 57-74-9) is reported for GC ECD analyses. Per EPA,this compound "refers to a mixture of chlordane isomers, other chlorinated hydrocarbons and numerous other components." (Reference: USEPA Toxicological Review of Chlordane, In Support of Summary Information on the Integrated Risk Information System (IRIS), December 1997.)

Difference: With respect to Total Oxidizable Precursor (TOP) Assay analysis, the difference is defined as the Post-Treatment value minus the Pre-Treatment value.

Final pH: As it pertains to Sample Receipt & Container Information section of the report, Final pH reflects pH of container determined after adjustment at the laboratory, if applicable. If no adjustment required, value reflects Initial pH.

Frozen Date/Time: With respect to Volatile Organics in soil, Frozen Date/Time reflects the date/time at which associated Reagent Water-preserved vials were initially frozen. Note: If frozen date/time is beyond 48 hours from sample collection, value will be reflected in 'bold'.

Gasoline Range Organics (GRO): Gasoline Range Organics (GRO) results include all chromatographic peaks eluting from Methyl tert butyl ether through Naphthalene, with the exception of GRO analysis in support of State of Ohio programs, which includes all chromatographic peaks eluting from Hexane through Dodecane.

Initial pH: As it pertains to Sample Receipt & Container Information section of the report, Initial pH reflects pH of container determined upon receipt, if applicable.

PAH Total: With respect to Alkylated PAH analyses, the 'PAHs, Total' result is defined as the summation of results for all or a subset of the following compounds: Naphthalene, C1-C4 Naphthalenes, 2-Methylnaphthalene, 1-Methylnaphthalene, Biphenyl, Acenaphthylene, Acenaphthene, Fluorene, C1-C3 Fluorenes, Phenanthrene, C1-C4 Phenanthrenes/Anthracenes, Anthracene, Fluoranthene, Pyrene, C1-C4 Fluoranthenes/Pyrenes, Benz(a)anthracene, Chrysene, C1-C4 Chrysenes, Benzo(b)fluoranthene, Benzo(j)+(k)fluoranthene, Benzo(e)pyrene, Benzo(a)pyrene, Perylene, Indeno(1,2,3-cd)pyrene, Dibenz(ah)+(ac)anthracene, Benzo(g,h,i)perylene. If a 'Total' result is requested, the results of its individual components will also be reported.

PFAS Total: With respect to PFAS analyses, the 'PFAS, Total (5)' result is defined as the summation of results for: PFHpA, PFHxS, PFOA, PFNA and PFOS. In addition, the 'PFAS, Total (6)' result is defined as the summation of results for: PFHpA, PFHxS, PFOA, PFNA, PFDA and PFOS. For MassDEP DW compliance analysis only, the 'PFAS, Total (6)' result is defined as the summation of results at or above the RL. Note: If a 'Total' result is requested, the results of its individual components will also be reported.

Total: With respect to Organic analyses, a 'Total' result is defined as the summation of results for individual isomers or Aroclors. If a 'Total' result is requested, the results of its individual components will also be reported. This is applicable to 'Total' results for methods 8260, 8081 and 8082.

Data Qualifiers

A - Spectra identified as "Aldol Condensates" are byproducts of the extraction/concentration procedures when acetone is introduced in the process.

B - The analyte was detected above the reporting limit in the associated method blank. Flag only applies to associated field samples that have detectable concentrations of the analyte at less than ten times (10x) the concentration found in the blank. For MCP-related projects, flag only applies to associated field samples that have detectable concentrations of the analyte at less than ten times (10x) the concentration found in the blank. For DOD-related projects, flag only applies to associated field samples that have detectable concentrations of the analyte at less than ten times (10x) the concentration found in the blank AND the analyte was detected above one-half the reporting limit (or above the reporting limit for common lab contaminants) in the associated method blank. For NJ-Air-related projects, flag only applies to associated field samples that have detectable concentrations of the analyte above the reporting limit. For NJ-related projects (excluding Air), flag only applies to associated field samples that have detectable concentrations of the analyte, which was detected above the reporting limit in the associated method blank or above five times the reporting limit for common lab contaminants (Phthalates, Acetone, Methylene Chloride, 2-Butanone).

C - Co-elution: The target analyte co-elutes with a known lab standard (i.e. surrogate, internal standards, etc.) for co-extracted analyses.

D - Concentration of analyte was quantified from diluted analysis. Flag only applies to field samples that have detectable concentrations of the analyte.

E - Concentration of analyte exceeds the range of the calibration curve and/or linear range of the instrument.

F - The ratio of quantifier ion response to qualifier ion response falls outside of the laboratory criteria. Results are considered to be an estimated maximum concentration.

G - The concentration may be biased high due to matrix interferences (i.e, co-elution) with non-target compound(s). The result should be considered estimated.

H - The analysis of pH was performed beyond the regulatory-required holding time of 15 minutes from the time of sample collection.

I - The lower value for the two columns has been reported due to obvious interference.

J - Estimated value. This represents an estimated concentration for Tentatively Identified Compounds (TICs).

M - Reporting Limit (RL) exceeds the MCP CAM Reporting Limit for this analyte.

Report Format: Data Usability Report

Project Name:	SCHNEIDER ELECTRIC	**Lab Number:**	L2359933
Project Number:	Not Specified	**Report Date:**	10/13/23

Data Qualifiers

ND - Not detected at the reporting limit (RL) for the sample.

NJ - Presumptive evidence of compound. This represents an estimated concentration for Tentatively Identified Compounds (TICs), where the identification is based on a mass spectral library search.

P - The RPD between the results for the two columns exceeds the method-specified criteria.

Q - The quality control sample exceeds the associated acceptance criteria. For DOD-related projects, LCS and/or Continuing Calibration Standard exceedences are also qualified on all associated sample results. Note: This flag is not applicable for matrix spike recoveries when the sample concentration is greater than 4x the spike added or for batch duplicate RPD when the sample concentrations are less than 5x the RL. (Metals only.)

R - Analytical results are from sample re-analysis.

RE - Analytical results are from sample re-extraction.

S - Analytical results are from modified screening analysis.

V - The surrogate associated with this target analyte has a recovery outside the QC acceptance limits. (Applicable to MassDEP DW Compliance samples only.)

Z - The batch matrix spike and/or duplicate associated with this target analyte has a recovery/RPD outside the QC acceptance limits. (Applicable to MassDEP DW Compliance samples only.)

Report Format: Data Usability Report

REFERENCES

48 Compendium of Methods for the Determination of Toxic Organic Compounds in Ambient Air. Second Edition. EPA/625/R-96/010b, January 1999.

LIMITATION OF LIABILITIES

Alpha Analytical performs services with reasonable care and diligence normal to the analytical testing laboratory industry. In the event of an error, the sole and exclusive responsibility of Alpha Analytical shall be to re-perform the work at it's own expense. In no event shall Alpha Analytical be held liable for any incidental, consequential or special damages, including but not limited to, damages in any way connected with the use of, interpretation of, information or analysis provided by Alpha Analytical.

We strongly urge our clients to comply with EPA protocol regarding sample volume, preservation, cooling, containers, sampling procedures, holding time and splitting of samples in the field.

Certification Information

The following analytes are not included in our Primary NELAP Scope of Accreditation:

Westborough Facility
EPA 624.1: m/p-xylene, o-xylene, Naphthalene
EPA 625.1: alpha-Terpineol
EPA 8260D: NPW: 1,2,4,5-Tetramethylbenzene; 4-Ethyltoluene, Azobenzene; SCM: Iodomethane (methyl iodide), 1,2,4,5-Tetramethylbenzene; 4-Ethyltoluene.
EPA 8270E: NPW: Dimethylnaphthalene,1,4-Diphenylhydrazine, alpha-Terpineol; SCM: Dimethylnaphthalene,1,4-Diphenylhydrazine.
SM4500: NPW: Amenable Cyanide; SCM: Total Phosphorus, TKN, NO2, NO3.

Mansfield Facility
SM 2540D: TSS.
EPA TO-15: Halothane, 2,4,4-Trimethyl-2-pentene, 2,4,4-Trimethyl-1-pentene, Thiophene, 2-Methylthiophene, 3-Methylthiophene, 2-Ethylthiophene, 1,2,3-Trimethylbenzene, Indan, Indene, 1,2,4,5-Tetramethylbenzene, Benzothiophene, 1-Methylnaphthalene.
Biological Tissue Matrix: EPA 3050B

The following analytes are included in our Massachusetts DEP Scope of Accreditation

Westborough Facility:

Drinking Water
EPA 300.0: Chloride, Nitrate-N, Fluoride, Sulfate; **EPA 353.2**: Nitrate-N, Nitrite-N; **SM4500NO3-F**: Nitrate-N, Nitrite-N; **SM4500F-C, SM4500CN-CE, EPA 180.1, SM2130B, SM4500Cl-D, SM2320B, SM2540C, SM4500H-B, SM4500NO2-B**
EPA 524.2: THMs and VOCs; **EPA 504.1:** EDB, DBCP.
Microbiology: **SM9215B; SM9223-P/A, SM9223B-Colilert-QT,SM9222D**.

Non-Potable Water
SM4500H,B, EPA 120.1, SM2510B, SM2540C, SM2320B, SM4500CL-E, SM4500F-BC, SM4500NH3-BH: Ammonia-N and Kjeldahl-N, **EPA 350.1**: Ammonia-N, **LACHAT 10-107-06-1-B**: Ammonia-N, **EPA 351.1, SM4500NO3-F, EPA 353.2**: Nitrate-N**, SM4500P-E, SM4500P-B, E, SM4500SO4-E, SM5220D, EPA 410.4, SM5210B, SM5310C, SM4500CL-D, EPA 1664, EPA 420.1, SM4500-CN-CE, SM2540D, EPA 300: Chloride, Sulfate, Nitrate.**
EPA 624.1: Volatile Halocarbons & Aromatics,
EPA 608.3: Chlordane, Toxaphene, Aldrin, alpha-BHC, beta-BHC, gamma-BHC, delta-BHC, Dieldrin, DDD, DDE, DDT, Endosulfan I, Endosulfan II, Endosulfan sulfate, Endrin, Endrin Aldehyde, Heptachlor, Heptachlor Epoxide, PCBs
EPA 625.1: SVOC (Acid/Base/Neutral Extractables).
Microbiology: **SM9223B-Colilert-QT; Enterolert-QT, SM9221E, EPA 1600, EPA 1603, SM9222D.**

Mansfield Facility:

Drinking Water
EPA 200.7: Al, Ba, Cd, Cr, Cu, Fe, Mn, Ni, Na, Ag, Ca, Zn. **EPA 200.8:** Al, Sb, As, Ba, Be, Cd, Cr, Cu, Pb, Mn, Ni, Se, Ag, TL, Zn. **EPA 245.1** Hg.
EPA 522, EPA 537.1.

Non-Potable Water
EPA 200.7: Al, Sb, As, Be, Cd, Ca, Cr, Co, Cu, Fe, Pb, Mg, Mn, Mo, Ni, K, Se, Ag, Na, Sr, TL, Ti, V, Zn.
EPA 200.8: Al, Sb**,** As, Be, Cd, Cr, Cu, Fe, Pb, Mn, Ni, K, Se, Ag, Na, TL, Zn.
EPA 245.1 Hg.
SM2340B

For a complete listing of analytes and methods, please contact your Alpha Project Manager.

AIR ANALYSIS

PAGE 1 OF 1

CHAIN OF CUSTODY

ALPHA ANALYTICAL

320 Forbes Blvd, Mansfield, MA 02048
TEL: 508-822-9300 FAX: 508-822-3288

Date Rec'd in Lab: 10/11/23

ALPHA Job #: L2359933

Client Information

Client: ERM
Address: 8425 Woodfield Crossing Blvd.
Suite 560-W, Indianapolis, IN 46240
Phone: 317-706-2000
Fax:
Email: aaron.friedrich@erm.com

☐ These samples have been Previously analyzed by Alpha

Project Information

Project Name: Schneider Electric
Project Location: Peru, IN
Project #:
Project Manager:
ALPHA Quote #:

Turn-Around-Time

☐ Standard ☒ Rush (only confirmed if pre-approved)

Date Due: 48 hr. TAT Time:

Report/Data Deliverables Information

☐ FAX ☐ EMAIL
☐ ADEx ☐ Add'l Deliverables

Billing Information

☐ Same as Client info PO #:

Regulatory Requirements/Report Limits

State/Fed	Program	Residential/Commercial

Other Project Specific Requirements/Comments:
☒ Project-Specific Target Compound List
Report to: erika.smith@erm.com, caitlin.tillema@erm.com, bill.karban@erm.com

Analysis

All Columns Below Must Be Filled Out

Alpha Lab Use Only	Sample ID	Collection End Date	Collection Start Time	Collection End Time	Initial Vac	Final Vac	Sample Matrix*	Sampler Initials	Can Size	ID Can	ID Flow Controller	TO-15	TO-15 SIM	Subtract non-petroleum HCs APH	FIXED GASES	Sulfides & Mercaptans by TO-15			Sample Specific Comments (i.e. PID)
59933-01	SG-16-(5-5.5)-20231009	10/09/23	1527	1531	-28.46	-4.30	SV	AS	1L	3858	01757	☒	☐	☐	☐	☐	☐	☐	See attached note.
-02	SG-16-(10-10.5)-20231009	10/09/23	1551	1555	-28.88	-4.19	SV	AS	1L	3543	01600	☒	☐	☐	☐	☐	☐	☐	
-03	SG-34-(5-5.5)-20231010	10/10/23	0940	0945	-29.27	-4.35	SV	AS	1L	3694	0540	☒	☐	☐	☐	☐	☐	☐	
-04	SG-34-(10-10.5)-20231010	10/10/23	0959	1004	-28.67	-4.39	SV	AS	1L	3835	0861	☒	☐	☐	☐	☐	☐	☐	
-05	SG-35-(5-5.5)-20231010	10/10/23	1027	1031	-28.11	-4.42	SV	AS	1L	1497	02305	☒	☐	☐	☐	☐	☐	☐	
-06	SG-35-(10-10.5)-20231010	10/10/23	1042	1046	-28.55	-4.55	SV	AS	1L	3552	0687	☒	☐	☐	☐	☐	☐	☐	
											Container Type	-	-	-	-	-	-	-	

*SAMPLE MATRIX CODES:

AA = Ambient Air (Indoor/Outdoor)
SV = Soil Vapor/Landfill Gas/SVE
Other = Please Specify

Relinquished By	Date/Time	Received By:	Date/Time
Amy FEDEX	10/10/23 1630	FEDEX	
FEDEX	10/11/23 723	[illegible] CS	10/11/23 723

Please print clearly & legibly and completely. Samples cannot be logged in and turn around time clock will not start until any ambiguities are resolved. All samples submitted are subject to Alpha's Payment Terms.

Form 101-02 (I) Rev: 25-Sept-15

AIR ANALYSIS

PAGE 1 OF 1

CHAIN OF CUSTODY

ALPHA ANALYTICAL

320 Forbes Blvd, Mansfield, MA 02048
TEL: 508-822-9300 FAX: 508-822-3288

Date Rec'd in Lab: 10/11/23

ALPHA Job #:

Project Information

Project Name: Schneider Electric

Project Location: Peru, IN

Project #:

Project Manager:

ALPHA Quote #:

Report/Data Deliverables Information

☐ FAX ☐ EMAIL

☐ ADEx ☐ Add'l Deliverables

Billing Information

☐ Same as Client info PO #:

Client Information

Client: ERM

Address: 8425 Woodfield Crossing Blvd.

Suite 560-W, Indianapolis, IN 46240

Phone: 317-706-2000

Fax:

Email: aaron.friedrich@erm.com

Turn-Around-Time

☐ Standard ☒ Rush (only confirmed if pre-approved)

Date Due: 48 hr. TAT Time:

Regulatory Requirements/Report Limits

State/Fed	Program	Residential/Commercial

☐ These samples have been Previously analyzed by Alpha

Other Project Specific Requirements/Comments:

☒ Project-Specific Target Compound List

Report to: erika.smith@erm.com, caitlin.tilleme@erm.com, bill.karban@erm.com

Analysis

All Columns Below Must Be Filled Out

Alpha Lab Use Only	Sample ID	Collection: End Date	Start Time	End Time	Initial Vac	Final Vac	Sample Matrix*	Sampler Initials	Can Size	ID Can	ID Flow Controller	TO-15	TO-15 SIM	Subtract non-petroleum HCs APH ☐	FIXED GASES	Sulfides & Mercaptans by TO-15			Sample Specific Comments (i.e. PID)
59933-07	SG-36-(5-5.5)-20231010	10/10/23	1107	1111	-29.07	-4.36	SV	AS	1L	3769	01568	☒	☐	☐	☐	☐	☐	☐	See attached note.
-08	SG-36-(10-10.5)-20231010	10/10/23	1124	1128	-28.61	-4.22	SV	AS	1L	2452	0526	☒	☐	☐	☐	☐	☐	☐	
-09	SG-25-(5-5.5)-20231010	10/10/23	1241	1245	-28.72	-4.31	SV	AS	1L	3846	01901	☒	☐	☐	☐	☐	☐	☐	
-10	SG-25-(10-10.5)-20231010	10/10/23	1257	1301	-28.75	-4.11	SV	AS	1L	778	01835	☒	☐	☐	☐	☐	☐	☐	
-11	SG-26-(5-5.5)-20231010	10/10/23	1331	1335	-28.43	-4.46	SV	AS	1L	3834	0567	☒	☐	☐	☐	☐	☐	☐	
-12	SG-26-(9.5-10)-20231010	10/10/23	1349	1354	-28.73	-4.22	SV	AS	1L	3794	02296	☒	☐	☐	☐	☐	☐	☐	
	Container Type											-	-	-	-	-	-	-	

***SAMPLE MATRIX CODES:**

AA = Ambient Air (Indoor/Outdoor)
SV = Soil Vapor/Landfill Gas/SVE
Other = Please Specify

Relinquished By	Date/Time	Received By:	Date/Time
[signature] 10/11/23	1630	FEDEX	
FEDEX	10/11/23 7:23	[signature]	10/11/23 7:23

Please print clearly & legibly and completely. Samples cannot be logged in and turn around time clock will not start until any ambiguities are resolved. All samples submitted are subject to Alpha's Payment Terms.

Form 101-02 (I) Rev: 25-Sept-15

ERM

1050 SW 6th Avenue
Suite 1650
Portland, OR 97204

Telephone: +1 503 488-5282

www.erm.com

Memo

To	Erika Smith
From	Tyler Lucas
Date	1 November 2023
Reference	0698955
Subject	Data Review of Schneider-Peru Quarterly Soil Vapor Samples collected in October 2023: Alpha Analytical Data Packages L2359933, L2360370, and L2360825.

The data quality was assessed and any necessary qualifiers were applied following the *USEPA National Functional Guidelines for Organic Superfund Methods Data Review,* November 2020.

LABORATORY REVISION

Sample data package L2360370 was revised to change the sample IDs for two samples, HRSC-011-5.5-6-20231011 (L2360370-01) and HRSC-011-5.5-6-20231011 (L2360370-02).

HOLDING TIME AND PRESERVATION EVALUATION

The samples were prepared and analyzed within the method-prescribed time period from the date of collection. No qualifications were necessary.

CANISTER VACUUM EVALUATION

The laboratory noted no discrepancies with regard to the reported and measured summa canister vacuum pressures. None of the data were qualified based on the canister vacuum pressure evaluation.

BLANK EVALUATION

The method blank sample results were non-detected for each of the target analytes. No data were qualified on the basis of the blank evaluation. The blank results indicate that no contaminants were introduced to the samples during processing or analysis in the laboratory.

BLANK SPIKE EVALUATION

The laboratory control sample (LCS) recoveries were within the laboratory's limits of acceptance. The LCS recoveries indicate acceptable laboratory accuracy.

MATRIX SPIKE EVALUATION

Matrix spikes are not performed for air samples.

SURROGATE SPIKE EVALUATION

The surrogate recoveries were within acceptable limits. No data was qualified on the bases of surrogate performance.

© Copyright 2023 by ERM Worldwide Group Limited and/or its affiliates ('ERM'). All Rights Reserved. No part of this work may be reproduced or transmitted in any form or by any means, without prior written permission of ERM.

LABORATORY DUPLICATE EVALUATION

The laboratory prepared one project sample as a laboratory duplicate. The RPDs for detected analytes were within the control limits. The acceptable RPDs indicate acceptable laboratory precision.

FIELD DUPLICATE EVALUATION

No field duplicates were submitted.

OVERALL ASSESSMENT

No results were rejected or qualified. All of the data can be used for decision-making purposes. The quality of the data generated during this investigation is acceptable for the preparation of technically defensible documents.

ANALYTICAL REPORT

Lab Number:	L2359632
Client:	ERM, Inc. 8425 Woodfield Crossing Blvd. Ste 560-W West Indianapolis, IN 46240
ATTN:	Aaron Friedrich
Phone:	(317) 249-4751
Project Name:	SCHNEIDER ELECTRIC
Project Number:	Not Specified
Report Date:	10/12/23

The original project report/data package is held by Alpha Analytical. This report/data package is paginated and should be reproduced only in its entirety. Alpha Analytical holds no responsibility for results and/or data that are not consistent with the original.

Certifications & Approvals: MA (M-MA030), NH NELAP (2062), CT (PH-0825), DoD (L2474), FL (E87814), IL (200081), IN (C-MA-04), KY (KY98046), LA (85084), ME (MA00030), MD (350), MI (99110) , NJ (MA015), NY (11627), NC (685), OH (CL106), OR (MA-0262), PA (68-02089), RI (LAO00299), TX (T104704419), VT (VT-0015), VA (460194), WA (C954), US Army Corps of Engineers, USDA (Permit #525-23-107-88708), USFWS (Permit #206964).

320 Forbes Boulevard, Mansfield, MA 02048-1806
508-822-9300 (Fax) 508-822-3288 800-624-9220 - www.alphalab.com

Project Name: SCHNEIDER ELECTRIC
Project Number: Not Specified

Lab Number: L2359632
Report Date: 10/12/23

Alpha Sample ID	Client ID	Matrix	Sample Location	Collection Date/Time	Receive Date
L2359632-01	SG-39-(5-5.5)-20231009	SOIL_VAPOR	PERU, IN	10/09/23 12:12	10/10/23
L2359632-02	SG-39-(10-10.5)-20231009	SOIL_VAPOR	PERU, IN	10/09/23 12:33	10/10/23
L2359632-03	SG-40-(5-5.5)-20231009	SOIL_VAPOR	PERU, IN	10/09/23 13:16	10/10/23
L2359632-04	SG-40-(10-10.5)-20231009	SOIL_VAPOR	PERU, IN	10/09/23 13:48	10/10/23

Project Name:	SCHNEIDER ELECTRIC	**Lab Number:**	L2359632
Project Number:	Not Specified	**Report Date:**	10/12/23

Case Narrative

The samples were received in accordance with the Chain of Custody and no significant deviations were encountered during the preparation or analysis unless otherwise noted. Sample Receipt, Container Information, and the Chain of Custody are located at the back of the report.

Results contained within this report relate only to the samples submitted under this Alpha Lab Number and meet NELAP requirements for all NELAP accredited parameters unless otherwise noted in the following narrative. The data presented in this report is organized by parameter (i.e. VOC, SVOC, etc.). Sample specific Quality Control data (i.e. Surrogate Spike Recovery) is reported at the end of the target analyte list for each individual sample, followed by the Laboratory Batch Quality Control at the end of each parameter. Tentatively Identified Compounds (TICs), if requested, are reported for compounds identified to be present and are not part of the method/program Target Compound List, even if only a subset of the TCL are being reported. If a sample was re-analyzed or re-extracted due to a required quality control corrective action and if both sets of data are reported, the Laboratory ID of the re-analysis or re-extraction is designated with an "R" or "RE", respectively.

When multiple Batch Quality Control elements are reported (e.g. more than one LCS), the associated samples for each element are noted in the grey shaded header line of each data table. Any Laboratory Batch, Sample Specific % recovery or RPD value that is outside the listed Acceptance Criteria is bolded in the report. In reference to questions H (CAM) or 4 (RCP) when "NO" is checked, the performance criteria for CAM and RCP methods allow for some quality control failures to occur and still be within method compliance. In these instances, the specific failure is not narrated but noted in the associated QC Outlier Summary Report, located directly after the Case Narrative. QC information is also incorporated in the Data Usability Assessment table (Format 11) of our Data Merger tool, where it can be reviewed in conjunction with the sample result, associated regulatory criteria and any associated data usability implications.

Soil/sediments, solids and tissues are reported on a dry weight basis unless otherwise noted. Definitions of all data qualifiers and acronyms used in this report are provided in the Glossary located at the back of the report.

HOLD POLICY - For samples submitted on hold, Alpha's policy is to hold samples (with the exception of Air canisters) free of charge for 21 calendar days from the date the project is completed. After 21 calendar days, we will dispose of all samples submitted including those put on hold unless you have contacted your Alpha Project Manager and made arrangements for Alpha to continue to hold the samples. Air canisters will be disposed after 3 business days from the date the project is completed.

Please contact Project Management at 800-624-9220 with any questions.

Project Name: SCHNEIDER ELECTRIC **Lab Number:** L2359632
Project Number: Not Specified **Report Date:** 10/12/23

Case Narrative (continued)

Volatile Organics in Air

Canisters were released from the laboratory on October 4, 2023. The canister certification results are provided as an addendum.

L2359632-01D through -04D: Prior to sample analysis, the canisters were pressurized with UHP Nitrogen due to canister size. The pressurization resulted in a dilution of the samples. The reporting limits have been elevated accordingly.

I, the undersigned, attest under the pains and penalties of perjury that, to the best of my knowledge and belief and based upon my personal inquiry of those responsible for providing the information contained in this analytical report, such information is accurate and complete. This certificate of analysis is not complete unless this page accompanies any and all pages of this report.

Authorized Signature:  Christopher J. Anderson

Title: Technical Director/Representative Date: 10/12/23

AIR

Project Name: SCHNEIDER ELECTRIC
Project Number: Not Specified

Lab Number: L2359632
Report Date: 10/12/23

SAMPLE RESULTS

Lab ID: L2359632-01 D
Client ID: SG-39-(5-5.5)-20231009
Sample Location: PERU, IN

Date Collected: 10/09/23 12:12
Date Received: 10/10/23
Field Prep: Not Specified

Sample Depth:
Matrix: Soil_Vapor
Anaytical Method: 48,TO-15
Analytical Date: 10/12/23 01:24
Analyst: JMB

	ppbV			ug/m3				
Parameter	**Results**	**RL**	**MDL**	**Results**	**RL**	**MDL**	**Qualifier**	**Dilution Factor**
Volatile Organics in Air - Mansfield Lab								
Vinyl chloride	ND	0.442	--	ND	1.13	--		2.21
trans-1,2-Dichloroethene	ND	0.442	--	ND	1.75	--		2.21
cis-1,2-Dichloroethene	ND	0.442	--	ND	1.75	--		2.21
Trichloroethene	ND	0.442	--	ND	2.38	--		2.21
Tetrachloroethene	0.570	0.442	--	3.87	3.00	--		2.21

Internal Standard	**% Recovery**	**Qualifier**	**Acceptance Criteria**
1,4-Difluorobenzene	105		60-140
Bromochloromethane	104		60-140
chlorobenzene-d5	102		60-140

Project Name: SCHNEIDER ELECTRIC
Project Number: Not Specified

Lab Number: L2359632
Report Date: 10/12/23

SAMPLE RESULTS

Lab ID: L2359632-02 D
Client ID: SG-39-(10-10.5)-20231009
Sample Location: PERU, IN

Date Collected: 10/09/23 12:33
Date Received: 10/10/23
Field Prep: Not Specified

Sample Depth:
Matrix: Soil_Vapor
Anaytical Method: 48,TO-15
Analytical Date: 10/12/23 02:03
Analyst: JMB

	ppbV			ug/m3				
Parameter	**Results**	**RL**	**MDL**	**Results**	**RL**	**MDL**	**Qualifier**	**Dilution Factor**
Volatile Organics in Air - Mansfield Lab								
Vinyl chloride	ND	0.442	--	ND	1.13	--		2.21
trans-1,2-Dichloroethene	ND	0.442	--	ND	1.75	--		2.21
cis-1,2-Dichloroethene	ND	0.442	--	ND	1.75	--		2.21
Trichloroethene	ND	0.442	--	ND	2.38	--		2.21
Tetrachloroethene	ND	0.442	--	ND	3.00	--		2.21

Internal Standard	**% Recovery**	**Qualifier**	**Acceptance Criteria**
1,4-Difluorobenzene	103		60-140
Bromochloromethane	105		60-140
chlorobenzene-d5	105		60-140

Project Name: SCHNEIDER ELECTRIC
Project Number: Not Specified

Lab Number: L2359632
Report Date: 10/12/23

SAMPLE RESULTS

Lab ID: L2359632-03 D
Client ID: SG-40-(5-5.5)-20231009
Sample Location: PERU, IN

Date Collected: 10/09/23 13:16
Date Received: 10/10/23
Field Prep: Not Specified

Sample Depth:
Matrix: Soil_Vapor
Anaytical Method: 48,TO-15
Analytical Date: 10/12/23 02:42
Analyst: JMB

	ppbV			ug/m3				
Parameter	**Results**	**RL**	**MDL**	**Results**	**RL**	**MDL**	**Qualifier**	**Dilution Factor**
Volatile Organics in Air - Mansfield Lab								
Vinyl chloride	ND	0.439	--	ND	1.12	--		2.195
trans-1,2-Dichloroethene	ND	0.439	--	ND	1.74	--		2.195
cis-1,2-Dichloroethene	ND	0.439	--	ND	1.74	--		2.195
Trichloroethene	ND	0.439	--	ND	2.36	--		2.195
Tetrachloroethene	ND	0.439	--	ND	2.98	--		2.195

Internal Standard	**% Recovery**	**Qualifier**	**Acceptance Criteria**
1,4-Difluorobenzene	107		60-140
Bromochloromethane	107		60-140
chlorobenzene-d5	103		60-140

Project Name: SCHNEIDER ELECTRIC
Project Number: Not Specified

Lab Number: L2359632
Report Date: 10/12/23

SAMPLE RESULTS

Lab ID: L2359632-04 D
Client ID: SG-40-(10-10.5)-20231009
Sample Location: PERU, IN

Date Collected: 10/09/23 13:48
Date Received: 10/10/23
Field Prep: Not Specified

Sample Depth:
Matrix: Soil_Vapor
Anaytical Method: 48,TO-15
Analytical Date: 10/12/23 03:21
Analyst: JMB

	ppbV			ug/m3				
Parameter	**Results**	**RL**	**MDL**	**Results**	**RL**	**MDL**	**Qualifier**	**Dilution Factor**
Volatile Organics in Air - Mansfield Lab								
Vinyl chloride	ND	0.405	--	ND	1.04	--		2.027
trans-1,2-Dichloroethene	ND	0.405	--	ND	1.61	--		2.027
cis-1,2-Dichloroethene	ND	0.405	--	ND	1.61	--		2.027
Trichloroethene	ND	0.405	--	ND	2.18	--		2.027
Tetrachloroethene	ND	0.405	--	ND	2.75	--		2.027

Internal Standard	**% Recovery**	**Qualifier**	**Acceptance Criteria**
1,4-Difluorobenzene	105		60-140
Bromochloromethane	109		60-140
chlorobenzene-d5	105		60-140

Project Name: SCHNEIDER ELECTRIC
Project Number: Not Specified
Lab Number: L2359632
Report Date: 10/12/23

Method Blank Analysis
Batch Quality Control

Analytical Method: 48,TO-15
Analytical Date: 10/11/23 18:13

Parameter	ppbV Results	ppbV RL	ppbV MDL	ug/m3 Results	ug/m3 RL	ug/m3 MDL	Qualifier	Dilution Factor
Volatile Organics in Air - Mansfield Lab for sample(s): 01-04 Batch: WG1838565-4								
Vinyl chloride	ND	0.200	--	ND	0.511	--		1
trans-1,2-Dichloroethene	ND	0.200	--	ND	0.793	--		1
cis-1,2-Dichloroethene	ND	0.200	--	ND	0.793	--		1
Trichloroethene	ND	0.200	--	ND	1.07	--		1
Tetrachloroethene	ND	0.200	--	ND	1.36	--		1

Lab Control Sample Analysis

Batch Quality Control

Project Name: SCHNEIDER ELECTRIC

Project Number: Not Specified

Lab Number: L2359632

Report Date: 10/12/23

Parameter	LCS %Recovery	Qual	LCSD %Recovery	Qual	%Recovery Limits	RPD	Qual	RPD Limits
Volatile Organics in Air - Mansfield Lab Associated sample(s): 01-04 Batch: WG1838565-3								
Vinyl chloride	107		-		70-130	-		
trans-1,2-Dichloroethene	100		-		70-130	-		
cis-1,2-Dichloroethene	106		-		70-130	-		
Trichloroethene	104		-		70-130	-		
Tetrachloroethene	121		-		70-130	-		

Project Name: SCHNEIDER ELECTRIC

Lab Number: L2359632

Project Number:

Report Date: 10/12/23

Canister and Flow Controller Information

Samplenum	Client ID	Media ID	Media Type	Date Prepared	Bottle Order	Cleaning Batch ID	Can Leak Check	Initial Pressure (in. Hg)	Pressure on Receipt (in. Hg)	Flow Controler Leak Chk	Flow Out mL/min	Flow In mL/min	% RPD
L2359632-01	SG-39-(5-5.5)-20231009	0660	SV200	10/04/23	438781		-	-	-	Pass	210	210	0
L2359632-01	SG-39-(5-5.5)-20231009	3533	1.0L Can	10/04/23	438781	L2355780-02	Pass	-29.9	-4.6	-	-	-	-
L2359632-02	SG-39-(10-10.5)-20231009	02285	SV200	10/04/23	438781		-	-	-	Pass	214	212	1
L2359632-02	SG-39-(10-10.5)-20231009	3773	1.0L Can	10/04/23	438781	L2357309-07	Pass	-29.9	-4.5	-	-	-	-
L2359632-03	SG-40-(5-5.5)-20231009	02316	SV200	10/04/23	438781		-	-	-	Pass	215	217	1
L2359632-03	SG-40-(5-5.5)-20231009	3788	1.0L Can	10/04/23	438781	L2357309-07	Pass	-29.9	-4.5	-	-	-	-
L2359632-04	SG-40-(10-10.5)-20231009	0887	SV200	10/04/23	438781		-	-	-	Pass	215	217	1
L2359632-04	SG-40-(10-10.5)-20231009	878	1.0L Can	10/04/23	438781	L2357309-07	Pass	-29.9	-4.6	-	-	-	-

Project Name: BATCH CANISTER CERTIFICATION
Project Number: CANISTER QC BAT

Lab Number: L2355780
Report Date: 10/12/23

Air Canister Certification Results

Lab ID: L2355780-02
Client ID: CAN 2414 SHELF 11
Sample Location:

Date Collected: 09/21/23 18:00
Date Received: 09/22/23
Field Prep: Not Specified

Sample Depth:
Matrix: Air
Anaytical Method: 48,TO-15
Analytical Date: 09/22/23 17:45
Analyst: BJB

	ppbV			ug/m3				
Parameter	**Results**	**RL**	**MDL**	**Results**	**RL**	**MDL**	**Qualifier**	**Dilution Factor**
Volatile Organics in Air - Mansfield Lab								
Chlorodifluoromethane	ND	0.200	--	ND	0.707	--		1
Propylene	ND	0.500	--	ND	0.861	--		1
Propane	ND	0.500	--	ND	0.902	--		1
Dichlorodifluoromethane	ND	0.200	--	ND	0.989	--		1
Chloromethane	ND	0.200	--	ND	0.413	--		1
Freon-114	ND	0.200	--	ND	1.40	--		1
Methanol	ND	5.00	--	ND	6.55	--		1
Vinyl chloride	ND	0.200	--	ND	0.511	--		1
1,3-Butadiene	ND	0.200	--	ND	0.442	--		1
Butane	ND	0.200	--	ND	0.475	--		1
Bromomethane	ND	0.200	--	ND	0.777	--		1
Chloroethane	ND	0.200	--	ND	0.528	--		1
Ethanol	ND	5.00	--	ND	9.42	--		1
Dichlorofluoromethane	ND	0.200	--	ND	0.842	--		1
Vinyl bromide	ND	0.200	--	ND	0.874	--		1
Acrolein	ND	0.500	--	ND	1.15	--		1
Acetone	ND	1.00	--	ND	2.38	--		1
Acetonitrile	ND	0.200	--	ND	0.336	--		1
Trichlorofluoromethane	ND	0.200	--	ND	1.12	--		1
Isopropanol	ND	0.500	--	ND	1.23	--		1
Acrylonitrile	ND	0.500	--	ND	1.09	--		1
Pentane	ND	0.200	--	ND	0.590	--		1
Ethyl ether	ND	0.200	--	ND	0.606	--		1
1,1-Dichloroethene	ND	0.200	--	ND	0.793	--		1

Project Name: BATCH CANISTER CERTIFICATION
Project Number: CANISTER QC BAT
Lab Number: L2355780
Report Date: 10/12/23

Air Canister Certification Results

Lab ID: L2355780-02
Client ID: CAN 2414 SHELF 11
Sample Location:

Date Collected: 09/21/23 18:00
Date Received: 09/22/23
Field Prep: Not Specified

Sample Depth:

Parameter	ppbV Results	ppbV RL	ppbV MDL	ug/m3 Results	ug/m3 RL	ug/m3 MDL	Qualifier	Dilution Factor
Volatile Organics in Air - Mansfield Lab								
Tertiary butyl Alcohol	ND	0.500	--	ND	1.52	--		1
Methylene chloride	ND	0.500	--	ND	1.74	--		1
3-Chloropropene	ND	0.200	--	ND	0.626	--		1
Carbon disulfide	ND	0.200	--	ND	0.623	--		1
Freon-113	ND	0.200	--	ND	1.53	--		1
trans-1,2-Dichloroethene	ND	0.200	--	ND	0.793	--		1
1,1-Dichloroethane	ND	0.200	--	ND	0.809	--		1
Methyl tert butyl ether	ND	0.200	--	ND	0.721	--		1
Vinyl acetate	ND	1.00	--	ND	3.52	--		1
2-Butanone	ND	0.500	--	ND	1.47	--		1
Xylenes, total	ND	0.600	--	ND	0.869	--		1
cis-1,2-Dichloroethene	ND	0.200	--	ND	0.793	--		1
Ethyl Acetate	ND	0.500	--	ND	1.80	--		1
Chloroform	ND	0.200	--	ND	0.977	--		1
Tetrahydrofuran	ND	0.500	--	ND	1.47	--		1
2,2-Dichloropropane	ND	0.200	--	ND	0.924	--		1
1,2-Dichloroethane	ND	0.200	--	ND	0.809	--		1
n-Hexane	ND	0.200	--	ND	0.705	--		1
Diisopropyl ether	ND	0.200	--	ND	0.836	--		1
tert-Butyl Ethyl Ether	ND	0.200	--	ND	0.836	--		1
1,2-Dichloroethene (total)	ND	1.00	--	ND	1.00	--		1
1,1,1-Trichloroethane	ND	0.200	--	ND	1.09	--		1
1,1-Dichloropropene	ND	0.200	--	ND	0.908	--		1
Benzene	ND	0.200	--	ND	0.639	--		1
Carbon tetrachloride	ND	0.200	--	ND	1.26	--		1
Cyclohexane	ND	0.200	--	ND	0.688	--		1
tert-Amyl Methyl Ether	ND	0.200	--	ND	0.836	--		1

Project Name: BATCH CANISTER CERTIFICATION
Project Number: CANISTER QC BAT
Lab Number: L2355780
Report Date: 10/12/23

Air Canister Certification Results

Lab ID: L2355780-02
Client ID: CAN 2414 SHELF 11
Sample Location:

Date Collected: 09/21/23 18:00
Date Received: 09/22/23
Field Prep: Not Specified

Sample Depth:

Parameter	ppbV Results	ppbV RL	ppbV MDL	ug/m3 Results	ug/m3 RL	ug/m3 MDL	Qualifier	Dilution Factor
Volatile Organics in Air - Mansfield Lab								
Dibromomethane	ND	0.200	--	ND	1.42	--		1
1,2-Dichloropropane	ND	0.200	--	ND	0.924	--		1
Bromodichloromethane	ND	0.200	--	ND	1.34	--		1
1,4-Dioxane	ND	0.200	--	ND	0.721	--		1
Trichloroethene	ND	0.200	--	ND	1.07	--		1
2,2,4-Trimethylpentane	ND	0.200	--	ND	0.934	--		1
Methyl Methacrylate	ND	0.500	--	ND	2.05	--		1
Heptane	ND	0.200	--	ND	0.820	--		1
cis-1,3-Dichloropropene	ND	0.200	--	ND	0.908	--		1
4-Methyl-2-pentanone	ND	0.500	--	ND	2.05	--		1
trans-1,3-Dichloropropene	ND	0.200	--	ND	0.908	--		1
1,1,2-Trichloroethane	ND	0.200	--	ND	1.09	--		1
Toluene	ND	0.200	--	ND	0.754	--		1
1,3-Dichloropropane	ND	0.200	--	ND	0.924	--		1
2-Hexanone	ND	0.200	--	ND	0.820	--		1
Dibromochloromethane	ND	0.200	--	ND	1.70	--		1
1,2-Dibromoethane	ND	0.200	--	ND	1.54	--		1
Butyl acetate	ND	0.500	--	ND	2.38	--		1
Octane	ND	0.200	--	ND	0.934	--		1
Tetrachloroethene	ND	0.200	--	ND	1.36	--		1
1,1,1,2-Tetrachloroethane	ND	0.200	--	ND	1.37	--		1
Chlorobenzene	ND	0.200	--	ND	0.921	--		1
Ethylbenzene	ND	0.200	--	ND	0.869	--		1
p/m-Xylene	ND	0.400	--	ND	1.74	--		1
Bromoform	ND	0.200	--	ND	2.07	--		1
Styrene	ND	0.200	--	ND	0.852	--		1
1,1,2,2-Tetrachloroethane	ND	0.200	--	ND	1.37	--		1

Project Name: BATCH CANISTER CERTIFICATION
Project Number: CANISTER QC BAT
Lab Number: L2355780
Report Date: 10/12/23

Air Canister Certification Results

Lab ID: L2355780-02
Client ID: CAN 2414 SHELF 11
Sample Location:

Date Collected: 09/21/23 18:00
Date Received: 09/22/23
Field Prep: Not Specified

Sample Depth:

Parameter	ppbV Results	ppbV RL	ppbV MDL	ug/m3 Results	ug/m3 RL	ug/m3 MDL	Qualifier	Dilution Factor
Volatile Organics in Air - Mansfield Lab								
o-Xylene	ND	0.200	--	ND	0.869	--		1
1,2,3-Trichloropropane	ND	0.200	--	ND	1.21	--		1
Nonane	ND	0.200	--	ND	1.05	--		1
Isopropylbenzene	ND	0.200	--	ND	0.983	--		1
Bromobenzene	ND	0.200	--	ND	0.793	--		1
2-Chlorotoluene	ND	0.200	--	ND	1.04	--		1
n-Propylbenzene	ND	0.200	--	ND	0.983	--		1
4-Chlorotoluene	ND	0.200	--	ND	1.04	--		1
4-Ethyltoluene	ND	0.200	--	ND	0.983	--		1
1,3,5-Trimethylbenzene	ND	0.200	--	ND	0.983	--		1
tert-Butylbenzene	ND	0.200	--	ND	1.10	--		1
1,2,4-Trimethylbenzene	ND	0.200	--	ND	0.983	--		1
Decane	ND	0.200	--	ND	1.16	--		1
Benzyl chloride	ND	0.200	--	ND	1.04	--		1
1,3-Dichlorobenzene	ND	0.200	--	ND	1.20	--		1
1,4-Dichlorobenzene	ND	0.200	--	ND	1.20	--		1
sec-Butylbenzene	ND	0.200	--	ND	1.10	--		1
p-Isopropyltoluene	ND	0.200	--	ND	1.10	--		1
1,2-Dichlorobenzene	ND	0.200	--	ND	1.20	--		1
n-Butylbenzene	ND	0.200	--	ND	1.10	--		1
1,2-Dibromo-3-chloropropane	ND	0.200	--	ND	1.93	--		1
Undecane	ND	0.200	--	ND	1.28	--		1
Dodecane	ND	0.200	--	ND	1.39	--		1
1,2,4-Trichlorobenzene	ND	0.200	--	ND	1.48	--		1
Naphthalene	ND	0.200	--	ND	1.05	--		1
1,2,3-Trichlorobenzene	ND	0.200	--	ND	1.48	--		1
Hexachlorobutadiene	ND	0.200	--	ND	2.13	--		1

Project Name: BATCH CANISTER CERTIFICATION
Project Number: CANISTER QC BAT
Lab Number: L2355780
Report Date: 10/12/23

Air Canister Certification Results

Lab ID: L2355780-02
Client ID: CAN 2414 SHELF 11
Sample Location:

Date Collected: 09/21/23 18:00
Date Received: 09/22/23
Field Prep: Not Specified

Sample Depth:

Parameter	ppbV Results	ppbV RL	ppbV MDL	ug/m3 Results	ug/m3 RL	ug/m3 MDL	Qualifier	Dilution Factor
Volatile Organics in Air - Mansfield Lab								

	Results	Qualifier	Units	RDL	Dilution Factor
Tentatively Identified Compounds					

No Tentatively Identified Compounds

Internal Standard	% Recovery	Qualifier	Acceptance Criteria
1,4-Difluorobenzene	91		60-140
Bromochloromethane	96		60-140
chlorobenzene-d5	86		60-140

Project Name: BATCH CANISTER CERTIFICATION
Project Number: CANISTER QC BAT
Lab Number: L2355780
Report Date: 10/12/23

Air Canister Certification Results

Lab ID: L2355780-02
Client ID: CAN 2414 SHELF 11
Sample Location:

Date Collected: 09/21/23 18:00
Date Received: 09/22/23
Field Prep: Not Specified

Sample Depth:
Matrix: Air
Anaytical Method: 48,TO-15-SIM
Analytical Date: 09/22/23 17:45
Analyst: BJB

	ppbV			ug/m3				
Parameter	**Results**	**RL**	**MDL**	**Results**	**RL**	**MDL**	**Qualifier**	**Dilution Factor**
Volatile Organics in Air by SIM - Mansfield Lab								
Dichlorodifluoromethane	ND	0.200	--	ND	0.989	--		1
Chloromethane	ND	0.200	--	ND	0.413	--		1
Freon-114	ND	0.050	--	ND	0.349	--		1
Vinyl chloride	ND	0.020	--	ND	0.051	--		1
1,3-Butadiene	ND	0.020	--	ND	0.044	--		1
Bromomethane	ND	0.020	--	ND	0.078	--		1
Chloroethane	ND	0.100	--	ND	0.264	--		1
Acrolein	ND	0.050	--	ND	0.115	--		1
Acetone	ND	1.00	--	ND	2.38	--		1
Trichlorofluoromethane	ND	0.050	--	ND	0.281	--		1
Acrylonitrile	ND	0.500	--	ND	1.09	--		1
1,1-Dichloroethene	ND	0.020	--	ND	0.079	--		1
Methylene chloride	ND	0.500	--	ND	1.74	--		1
Freon-113	ND	0.050	--	ND	0.383	--		1
trans-1,2-Dichloroethene	ND	0.020	--	ND	0.079	--		1
1,1-Dichloroethane	ND	0.020	--	ND	0.081	--		1
Methyl tert butyl ether	ND	0.200	--	ND	0.721	--		1
2-Butanone	ND	0.500	--	ND	1.47	--		1
cis-1,2-Dichloroethene	ND	0.020	--	ND	0.079	--		1
Chloroform	ND	0.020	--	ND	0.098	--		1
1,2-Dichloroethane	ND	0.020	--	ND	0.081	--		1
1,1,1-Trichloroethane	ND	0.020	--	ND	0.109	--		1
Benzene	ND	0.100	--	ND	0.319	--		1
Carbon tetrachloride	ND	0.020	--	ND	0.126	--		1

Project Name: BATCH CANISTER CERTIFICATION
Project Number: CANISTER QC BAT
Lab Number: L2355780
Report Date: 10/12/23

Air Canister Certification Results

Lab ID: L2355780-02
Client ID: CAN 2414 SHELF 11
Sample Location:

Date Collected: 09/21/23 18:00
Date Received: 09/22/23
Field Prep: Not Specified

Sample Depth:

Parameter	ppbV Results	ppbV RL	ppbV MDL	ug/m3 Results	ug/m3 RL	ug/m3 MDL	Qualifier	Dilution Factor
Volatile Organics in Air by SIM - Mansfield Lab								
1,2-Dichloropropane	ND	0.020	--	ND	0.092	--		1
Bromodichloromethane	ND	0.020	--	ND	0.134	--		1
1,4-Dioxane	ND	0.100	--	ND	0.360	--		1
Trichloroethene	ND	0.020	--	ND	0.107	--		1
cis-1,3-Dichloropropene	ND	0.020	--	ND	0.091	--		1
4-Methyl-2-pentanone	ND	0.500	--	ND	2.05	--		1
trans-1,3-Dichloropropene	ND	0.020	--	ND	0.091	--		1
1,1,2-Trichloroethane	ND	0.020	--	ND	0.109	--		1
Toluene	ND	0.100	--	ND	0.377	--		1
Dibromochloromethane	ND	0.020	--	ND	0.170	--		1
1,2-Dibromoethane	ND	0.020	--	ND	0.154	--		1
Tetrachloroethene	ND	0.020	--	ND	0.136	--		1
1,1,1,2-Tetrachloroethane	ND	0.020	--	ND	0.137	--		1
Chlorobenzene	ND	0.100	--	ND	0.461	--		1
Ethylbenzene	ND	0.020	--	ND	0.087	--		1
p/m-Xylene	ND	0.040	--	ND	0.174	--		1
Bromoform	ND	0.020	--	ND	0.207	--		1
Styrene	ND	0.020	--	ND	0.085	--		1
1,1,2,2-Tetrachloroethane	ND	0.020	--	ND	0.137	--		1
o-Xylene	ND	0.020	--	ND	0.087	--		1
Isopropylbenzene	ND	0.200	--	ND	0.983	--		1
4-Ethyltoluene	ND	0.020	--	ND	0.098	--		1
1,3,5-Trimethybenzene	ND	0.020	--	ND	0.098	--		1
1,2,4-Trimethylbenzene	ND	0.020	--	ND	0.098	--		1
Benzyl chloride	ND	0.100	--	ND	0.518	--		1
1,3-Dichlorobenzene	ND	0.020	--	ND	0.120	--		1
1,4-Dichlorobenzene	ND	0.020	--	ND	0.120	--		1

Project Name: BATCH CANISTER CERTIFICATION **Lab Number:** L2355780

Project Number: CANISTER QC BAT **Report Date:** 10/12/23

Air Canister Certification Results

Lab ID: L2355780-02
Client ID: CAN 2414 SHELF 11
Sample Location:

Date Collected: 09/21/23 18:00
Date Received: 09/22/23
Field Prep: Not Specified

Sample Depth:

Parameter	ppbV Results	ppbV RL	ppbV MDL	ug/m3 Results	ug/m3 RL	ug/m3 MDL	Qualifier	Dilution Factor
Volatile Organics in Air by SIM - Mansfield Lab								
sec-Butylbenzene	ND	0.200	--	ND	1.10	--		1
p-Isopropyltoluene	ND	0.200	--	ND	1.10	--		1
1,2-Dichlorobenzene	ND	0.020	--	ND	0.120	--		1
n-Butylbenzene	ND	0.200	--	ND	1.10	--		1
1,2,4-Trichlorobenzene	ND	0.050	--	ND	0.371	--		1
Naphthalene	ND	0.050	--	ND	0.262	--		1
1,2,3-Trichlorobenzene	ND	0.050	--	ND	0.371	--		1
Hexachlorobutadiene	ND	0.050	--	ND	0.533	--		1

Internal Standard	% Recovery	Qualifier	Acceptance Criteria
1,4-difluorobenzene	80		60-140
bromochloromethane	89		60-140
chlorobenzene-d5	84		60-140

Project Name: BATCH CANISTER CERTIFICATION
Project Number: CANISTER QC BAT
Lab Number: L2357309
Report Date: 10/12/23

Air Canister Certification Results

Lab ID: L2357309-07
Client ID: CAN 3838 SHELF 10
Sample Location:

Date Collected: 09/28/23 18:00
Date Received: 09/29/23
Field Prep: Not Specified

Sample Depth:
Matrix: Air
Anaytical Method: 48,TO-15
Analytical Date: 09/30/23 00:44
Analyst: RAY

	ppbV			ug/m3				
Parameter	**Results**	**RL**	**MDL**	**Results**	**RL**	**MDL**	**Qualifier**	**Dilution Factor**
Volatile Organics in Air - Mansfield Lab								
Chlorodifluoromethane	ND	0.200	--	ND	0.707	--		1
Propylene	ND	0.500	--	ND	0.861	--		1
Propane	ND	0.500	--	ND	0.902	--		1
Dichlorodifluoromethane	ND	0.200	--	ND	0.989	--		1
Chloromethane	ND	0.200	--	ND	0.413	--		1
Freon-114	ND	0.200	--	ND	1.40	--		1
Methanol	ND	5.00	--	ND	6.55	--		1
Vinyl chloride	ND	0.200	--	ND	0.511	--		1
1,3-Butadiene	ND	0.200	--	ND	0.442	--		1
Butane	ND	0.200	--	ND	0.475	--		1
Bromomethane	ND	0.200	--	ND	0.777	--		1
Chloroethane	ND	0.200	--	ND	0.528	--		1
Ethanol	ND	5.00	--	ND	9.42	--		1
Dichlorofluoromethane	ND	0.200	--	ND	0.842	--		1
Vinyl bromide	ND	0.200	--	ND	0.874	--		1
Acrolein	ND	0.500	--	ND	1.15	--		1
Acetone	ND	1.00	--	ND	2.38	--		1
Acetonitrile	ND	0.200	--	ND	0.336	--		1
Trichlorofluoromethane	ND	0.200	--	ND	1.12	--		1
Isopropanol	ND	0.500	--	ND	1.23	--		1
Acrylonitrile	ND	0.500	--	ND	1.09	--		1
Pentane	ND	0.200	--	ND	0.590	--		1
Ethyl ether	ND	0.200	--	ND	0.606	--		1
1,1-Dichloroethene	ND	0.200	--	ND	0.793	--		1

Project Name: BATCH CANISTER CERTIFICATION
Project Number: CANISTER QC BAT
Lab Number: L2357309
Report Date: 10/12/23

Air Canister Certification Results

Lab ID: L2357309-07
Client ID: CAN 3838 SHELF 10
Sample Location:

Date Collected: 09/28/23 18:00
Date Received: 09/29/23
Field Prep: Not Specified

Sample Depth:

Parameter	ppbV Results	ppbV RL	ppbV MDL	ug/m3 Results	ug/m3 RL	ug/m3 MDL	Qualifier	Dilution Factor
Volatile Organics in Air - Mansfield Lab								
Tertiary butyl Alcohol	ND	0.500	--	ND	1.52	--		1
Methylene chloride	ND	0.500	--	ND	1.74	--		1
3-Chloropropene	ND	0.200	--	ND	0.626	--		1
Carbon disulfide	ND	0.200	--	ND	0.623	--		1
Freon-113	ND	0.200	--	ND	1.53	--		1
trans-1,2-Dichloroethene	ND	0.200	--	ND	0.793	--		1
1,1-Dichloroethane	ND	0.200	--	ND	0.809	--		1
Methyl tert butyl ether	ND	0.200	--	ND	0.721	--		1
Vinyl acetate	ND	1.00	--	ND	3.52	--		1
2-Butanone	ND	0.500	--	ND	1.47	--		1
Xylenes, total	ND	0.600	--	ND	0.869	--		1
cis-1,2-Dichloroethene	ND	0.200	--	ND	0.793	--		1
Ethyl Acetate	ND	0.500	--	ND	1.80	--		1
Chloroform	ND	0.200	--	ND	0.977	--		1
Tetrahydrofuran	ND	0.500	--	ND	1.47	--		1
2,2-Dichloropropane	ND	0.200	--	ND	0.924	--		1
1,2-Dichloroethane	ND	0.200	--	ND	0.809	--		1
n-Hexane	ND	0.200	--	ND	0.705	--		1
Diisopropyl ether	ND	0.200	--	ND	0.836	--		1
tert-Butyl Ethyl Ether	ND	0.200	--	ND	0.836	--		1
1,2-Dichloroethene (total)	ND	1.00	--	ND	1.00	--		1
1,1,1-Trichloroethane	ND	0.200	--	ND	1.09	--		1
1,1-Dichloropropene	ND	0.200	--	ND	0.908	--		1
Benzene	ND	0.200	--	ND	0.639	--		1
Carbon tetrachloride	ND	0.200	--	ND	1.26	--		1
Cyclohexane	ND	0.200	--	ND	0.688	--		1
tert-Amyl Methyl Ether	ND	0.200	--	ND	0.836	--		1

Project Name: BATCH CANISTER CERTIFICATION
Project Number: CANISTER QC BAT
Lab Number: L2357309
Report Date: 10/12/23

Air Canister Certification Results

Lab ID: L2357309-07
Client ID: CAN 3838 SHELF 10
Sample Location:

Date Collected: 09/28/23 18:00
Date Received: 09/29/23
Field Prep: Not Specified

Sample Depth:

Parameter	ppbV Results	ppbV RL	ppbV MDL	ug/m3 Results	ug/m3 RL	ug/m3 MDL	Qualifier	Dilution Factor
Volatile Organics in Air - Mansfield Lab								
Dibromomethane	ND	0.200	--	ND	1.42	--		1
1,2-Dichloropropane	ND	0.200	--	ND	0.924	--		1
Bromodichloromethane	ND	0.200	--	ND	1.34	--		1
1,4-Dioxane	ND	0.200	--	ND	0.721	--		1
Trichloroethene	ND	0.200	--	ND	1.07	--		1
2,2,4-Trimethylpentane	ND	0.200	--	ND	0.934	--		1
Methyl Methacrylate	ND	0.500	--	ND	2.05	--		1
Heptane	ND	0.200	--	ND	0.820	--		1
cis-1,3-Dichloropropene	ND	0.200	--	ND	0.908	--		1
4-Methyl-2-pentanone	ND	0.500	--	ND	2.05	--		1
trans-1,3-Dichloropropene	ND	0.200	--	ND	0.908	--		1
1,1,2-Trichloroethane	ND	0.200	--	ND	1.09	--		1
Toluene	ND	0.200	--	ND	0.754	--		1
1,3-Dichloropropane	ND	0.200	--	ND	0.924	--		1
2-Hexanone	ND	0.200	--	ND	0.820	--		1
Dibromochloromethane	ND	0.200	--	ND	1.70	--		1
1,2-Dibromoethane	ND	0.200	--	ND	1.54	--		1
Butyl acetate	ND	0.500	--	ND	2.38	--		1
Octane	ND	0.200	--	ND	0.934	--		1
Tetrachloroethene	ND	0.200	--	ND	1.36	--		1
1,1,1,2-Tetrachloroethane	ND	0.200	--	ND	1.37	--		1
Chlorobenzene	ND	0.200	--	ND	0.921	--		1
Ethylbenzene	ND	0.200	--	ND	0.869	--		1
p/m-Xylene	ND	0.400	--	ND	1.74	--		1
Bromoform	ND	0.200	--	ND	2.07	--		1
Styrene	ND	0.200	--	ND	0.852	--		1
1,1,2,2-Tetrachloroethane	ND	0.200	--	ND	1.37	--		1

Project Name: BATCH CANISTER CERTIFICATION
Project Number: CANISTER QC BAT
Lab Number: L2357309
Report Date: 10/12/23

Air Canister Certification Results

Lab ID: L2357309-07
Client ID: CAN 3838 SHELF 10
Sample Location:

Date Collected: 09/28/23 18:00
Date Received: 09/29/23
Field Prep: Not Specified

Sample Depth:

Parameter	ppbV Results	ppbV RL	ppbV MDL	ug/m3 Results	ug/m3 RL	ug/m3 MDL	Qualifier	Dilution Factor
Volatile Organics in Air - Mansfield Lab								
o-Xylene	ND	0.200	--	ND	0.869	--		1
1,2,3-Trichloropropane	ND	0.200	--	ND	1.21	--		1
Nonane	ND	0.200	--	ND	1.05	--		1
Isopropylbenzene	ND	0.200	--	ND	0.983	--		1
Bromobenzene	ND	0.200	--	ND	0.793	--		1
2-Chlorotoluene	ND	0.200	--	ND	1.04	--		1
n-Propylbenzene	ND	0.200	--	ND	0.983	--		1
4-Chlorotoluene	ND	0.200	--	ND	1.04	--		1
4-Ethyltoluene	ND	0.200	--	ND	0.983	--		1
1,3,5-Trimethylbenzene	ND	0.200	--	ND	0.983	--		1
tert-Butylbenzene	ND	0.200	--	ND	1.10	--		1
1,2,4-Trimethylbenzene	ND	0.200	--	ND	0.983	--		1
Decane	ND	0.200	--	ND	1.16	--		1
Benzyl chloride	ND	0.200	--	ND	1.04	--		1
1,3-Dichlorobenzene	ND	0.200	--	ND	1.20	--		1
1,4-Dichlorobenzene	ND	0.200	--	ND	1.20	--		1
sec-Butylbenzene	ND	0.200	--	ND	1.10	--		1
p-Isopropyltoluene	ND	0.200	--	ND	1.10	--		1
1,2-Dichlorobenzene	ND	0.200	--	ND	1.20	--		1
n-Butylbenzene	ND	0.200	--	ND	1.10	--		1
1,2-Dibromo-3-chloropropane	ND	0.200	--	ND	1.93	--		1
Undecane	ND	0.200	--	ND	1.28	--		1
Dodecane	ND	0.200	--	ND	1.39	--		1
1,2,4-Trichlorobenzene	ND	0.200	--	ND	1.48	--		1
Naphthalene	ND	0.200	--	ND	1.05	--		1
1,2,3-Trichlorobenzene	ND	0.200	--	ND	1.48	--		1
Hexachlorobutadiene	ND	0.200	--	ND	2.13	--		1

Project Name: BATCH CANISTER CERTIFICATION
Project Number: CANISTER QC BAT
Lab Number: L2357309
Report Date: 10/12/23

Air Canister Certification Results

Lab ID: L2357309-07
Client ID: CAN 3838 SHELF 10
Sample Location:

Date Collected: 09/28/23 18:00
Date Received: 09/29/23
Field Prep: Not Specified

Sample Depth:

Parameter	ppbV Results	ppbV RL	ppbV MDL	ug/m3 Results	ug/m3 RL	ug/m3 MDL	Qualifier	Dilution Factor
Volatile Organics in Air - Mansfield Lab								

	Results	Qualifier	Units	RDL	Dilution Factor
Tentatively Identified Compounds					

No Tentatively Identified Compounds

Internal Standard	% Recovery	Qualifier	Acceptance Criteria
1,4-Difluorobenzene	92		60-140
Bromochloromethane	96		60-140
chlorobenzene-d5	90		60-140

Project Name: BATCH CANISTER CERTIFICATION
Project Number: CANISTER QC BAT
Lab Number: L2357309
Report Date: 10/12/23

Air Canister Certification Results

Lab ID: L2357309-07
Client ID: CAN 3838 SHELF 10
Sample Location:

Date Collected: 09/28/23 18:00
Date Received: 09/29/23
Field Prep: Not Specified

Sample Depth:
Matrix: Air
Anaytical Method: 48,TO-15-SIM
Analytical Date: 09/30/23 00:44
Analyst: RAY

	ppbV			ug/m3				
Parameter	**Results**	**RL**	**MDL**	**Results**	**RL**	**MDL**	**Qualifier**	**Dilution Factor**
Volatile Organics in Air by SIM - Mansfield Lab								
Dichlorodifluoromethane	ND	0.200	--	ND	0.989	--		1
Chloromethane	ND	0.200	--	ND	0.413	--		1
Freon-114	ND	0.050	--	ND	0.349	--		1
Vinyl chloride	ND	0.020	--	ND	0.051	--		1
1,3-Butadiene	ND	0.020	--	ND	0.044	--		1
Bromomethane	ND	0.020	--	ND	0.078	--		1
Chloroethane	ND	0.100	--	ND	0.264	--		1
Acrolein	ND	0.050	--	ND	0.115	--		1
Acetone	ND	1.00	--	ND	2.38	--		1
Trichlorofluoromethane	ND	0.050	--	ND	0.281	--		1
Acrylonitrile	ND	0.500	--	ND	1.09	--		1
1,1-Dichloroethene	ND	0.020	--	ND	0.079	--		1
Methylene chloride	ND	0.500	--	ND	1.74	--		1
Freon-113	ND	0.050	--	ND	0.383	--		1
trans-1,2-Dichloroethene	ND	0.020	--	ND	0.079	--		1
1,1-Dichloroethane	ND	0.020	--	ND	0.081	--		1
Methyl tert butyl ether	ND	0.200	--	ND	0.721	--		1
2-Butanone	ND	0.500	--	ND	1.47	--		1
cis-1,2-Dichloroethene	ND	0.020	--	ND	0.079	--		1
Chloroform	ND	0.020	--	ND	0.098	--		1
1,2-Dichloroethane	ND	0.020	--	ND	0.081	--		1
1,1,1-Trichloroethane	ND	0.020	--	ND	0.109	--		1
Benzene	ND	0.100	--	ND	0.319	--		1
Carbon tetrachloride	ND	0.020	--	ND	0.126	--		1

Project Name: BATCH CANISTER CERTIFICATION
Project Number: CANISTER QC BAT
Lab Number: L2357309
Report Date: 10/12/23

Air Canister Certification Results

Lab ID: L2357309-07
Client ID: CAN 3838 SHELF 10
Sample Location:

Date Collected: 09/28/23 18:00
Date Received: 09/29/23
Field Prep: Not Specified

Sample Depth:

Parameter	ppbV Results	ppbV RL	ppbV MDL	ug/m3 Results	ug/m3 RL	ug/m3 MDL	Qualifier	Dilution Factor
Volatile Organics in Air by SIM - Mansfield Lab								
1,2-Dichloropropane	ND	0.020	--	ND	0.092	--		1
Bromodichloromethane	ND	0.020	--	ND	0.134	--		1
1,4-Dioxane	ND	0.100	--	ND	0.360	--		1
Trichloroethene	ND	0.020	--	ND	0.107	--		1
cis-1,3-Dichloropropene	ND	0.020	--	ND	0.091	--		1
4-Methyl-2-pentanone	ND	0.500	--	ND	2.05	--		1
trans-1,3-Dichloropropene	ND	0.020	--	ND	0.091	--		1
1,1,2-Trichloroethane	ND	0.020	--	ND	0.109	--		1
Toluene	ND	0.100	--	ND	0.377	--		1
Dibromochloromethane	ND	0.020	--	ND	0.170	--		1
1,2-Dibromoethane	ND	0.020	--	ND	0.154	--		1
Tetrachloroethene	ND	0.020	--	ND	0.136	--		1
1,1,1,2-Tetrachloroethane	ND	0.020	--	ND	0.137	--		1
Chlorobenzene	ND	0.100	--	ND	0.461	--		1
Ethylbenzene	ND	0.020	--	ND	0.087	--		1
p/m-Xylene	ND	0.040	--	ND	0.174	--		1
Bromoform	ND	0.020	--	ND	0.207	--		1
Styrene	ND	0.020	--	ND	0.085	--		1
1,1,2,2-Tetrachloroethane	ND	0.020	--	ND	0.137	--		1
o-Xylene	ND	0.020	--	ND	0.087	--		1
Isopropylbenzene	ND	0.200	--	ND	0.983	--		1
4-Ethyltoluene	ND	0.020	--	ND	0.098	--		1
1,3,5-Trimethybenzene	ND	0.020	--	ND	0.098	--		1
1,2,4-Trimethylbenzene	ND	0.020	--	ND	0.098	--		1
Benzyl chloride	ND	0.100	--	ND	0.518	--		1
1,3-Dichlorobenzene	ND	0.020	--	ND	0.120	--		1
1,4-Dichlorobenzene	ND	0.020	--	ND	0.120	--		1

Project Name: BATCH CANISTER CERTIFICATION **Lab Number:** L2357309

Project Number: CANISTER QC BAT **Report Date:** 10/12/23

Air Canister Certification Results

Lab ID: L2357309-07
Client ID: CAN 3838 SHELF 10
Sample Location:

Date Collected: 09/28/23 18:00
Date Received: 09/29/23
Field Prep: Not Specified

Sample Depth:

Parameter	ppbV Results	ppbV RL	ppbV MDL	ug/m3 Results	ug/m3 RL	ug/m3 MDL	Qualifier	Dilution Factor
Volatile Organics in Air by SIM - Mansfield Lab								
sec-Butylbenzene	ND	0.200	--	ND	1.10	--		1
p-Isopropyltoluene	ND	0.200	--	ND	1.10	--		1
1,2-Dichlorobenzene	ND	0.020	--	ND	0.120	--		1
n-Butylbenzene	ND	0.200	--	ND	1.10	--		1
1,2,4-Trichlorobenzene	ND	0.050	--	ND	0.371	--		1
Naphthalene	ND	0.050	--	ND	0.262	--		1
1,2,3-Trichlorobenzene	ND	0.050	--	ND	0.371	--		1
Hexachlorobutadiene	ND	0.050	--	ND	0.533	--		1

Internal Standard	% Recovery	Qualifier	Acceptance Criteria
1,4-difluorobenzene	91		60-140
bromochloromethane	97		60-140
chlorobenzene-d5	90		60-140

Project Name: SCHNEIDER ELECTRIC
Project Number: Not Specified

Lab Number: L2359632
Report Date: 10/12/23

Sample Receipt and Container Information

Were project specific reporting limits specified? YES

Cooler Information

Cooler	Custody Seal
NA	Absent

Container Information

Container ID	Container Type	Cooler	Initial pH	Final pH	Temp deg C	Pres	Seal	Frozen Date/Time	Analysis(*)
L2359632-01A	Canister - 1 Liter	NA	NA			Y	Absent		TO15-LL(30)
L2359632-02A	Canister - 1 Liter	NA	NA			Y	Absent		TO15-LL(30)
L2359632-03A	Canister - 1 Liter	NA	NA			Y	Absent		TO15-LL(30)
L2359632-04A	Canister - 1 Liter	NA	NA			Y	Absent		TO15-LL(30)

*Values in parentheses indicate holding time in days

Project Name:	SCHNEIDER ELECTRIC	**Lab Number:**	L2359632
Project Number:	Not Specified	**Report Date:**	10/12/23

GLOSSARY

Acronyms

DL	- Detection Limit: This value represents the level to which target analyte concentrations are reported as estimated values, when those target analyte concentrations are quantified below the limit of quantitation (LOQ). The DL includes any adjustments from dilutions, concentrations or moisture content, where applicable. (DoD report formats only.)
EDL	- Estimated Detection Limit: This value represents the level to which target analyte concentrations are reported as estimated values, when those target analyte concentrations are quantified below the reporting limit (RL). The EDL includes any adjustments from dilutions, concentrations or moisture content, where applicable. The use of EDLs is specific to the analysis of PAHs using Solid-Phase Microextraction (SPME).
EMPC	- Estimated Maximum Possible Concentration: The concentration that results from the signal present at the retention time of an analyte when the ions meet all of the identification criteria except the ion abundance ratio criteria. An EMPC is a worst-case estimate of the concentration.
EPA	- Environmental Protection Agency.
LCS	- Laboratory Control Sample: A sample matrix, free from the analytes of interest, spiked with verified known amounts of analytes or a material containing known and verified amounts of analytes.
LCSD	- Laboratory Control Sample Duplicate: Refer to LCS.
LFB	- Laboratory Fortified Blank: A sample matrix, free from the analytes of interest, spiked with verified known amounts of analytes or a material containing known and verified amounts of analytes.
LOD	- Limit of Detection: This value represents the level to which a target analyte can reliably be detected for a specific analyte in a specific matrix by a specific method. The LOD includes any adjustments from dilutions, concentrations or moisture content, where applicable. (DoD report formats only.)
LOQ	- Limit of Quantitation: The value at which an instrument can accurately measure an analyte at a specific concentration. The LOQ includes any adjustments from dilutions, concentrations or moisture content, where applicable. (DoD report formats only.) Limit of Quantitation: The value at which an instrument can accurately measure an analyte at a specific concentration. The LOQ includes any adjustments from dilutions, concentrations or moisture content, where applicable. (DoD report formats only.)
MDL	- Method Detection Limit: This value represents the level to which target analyte concentrations are reported as estimated values, when those target analyte concentrations are quantified below the reporting limit (RL). The MDL includes any adjustments from dilutions, concentrations or moisture content, where applicable.
MS	- Matrix Spike Sample: A sample prepared by adding a known mass of target analyte to a specified amount of matrix sample for which an independent estimate of target analyte concentration is available. For Method 332.0, the spike recovery is calculated using the native concentration, including estimated values.
MSD	- Matrix Spike Sample Duplicate: Refer to MS.
NA	- Not Applicable.
NC	- Not Calculated: Term is utilized when one or more of the results utilized in the calculation are non-detect at the parameter's reporting unit.
NDPA/DPA	- N-Nitrosodiphenylamine/Diphenylamine.
NI	- Not Ignitable.
NP	- Non-Plastic: Term is utilized for the analysis of Atterberg Limits in soil.
NR	- No Results: Term is utilized when 'No Target Compounds Requested' is reported for the analysis of Volatile or Semivolatile Organic TIC only requests.
RL	- Reporting Limit: The value at which an instrument can accurately measure an analyte at a specific concentration. The RL includes any adjustments from dilutions, concentrations or moisture content, where applicable.
RPD	- Relative Percent Difference: The results from matrix and/or matrix spike duplicates are primarily designed to assess the precision of analytical results in a given matrix and are expressed as relative percent difference (RPD). Values which are less than five times the reporting limit for any individual parameter are evaluated by utilizing the absolute difference between the values; although the RPD value will be provided in the report.
SRM	- Standard Reference Material: A reference sample of a known or certified value that is of the same or similar matrix as the associated field samples.
STLP	- Semi-dynamic Tank Leaching Procedure per EPA Method 1315.
TEF	- Toxic Equivalency Factors: The values assigned to each dioxin and furan to evaluate their toxicity relative to 2,3,7,8-TCDD.
TEQ	- Toxic Equivalent: The measure of a sample's toxicity derived by multiplying each dioxin and furan by its corresponding TEF and then summing the resulting values.
TIC	- Tentatively Identified Compound: A compound that has been identified to be present and is not part of the target compound list (TCL) for the method and/or program. All TICs are qualitatively identified and reported as estimated concentrations.

Report Format: Data Usability Report

Project Name:	SCHNEIDER ELECTRIC	**Lab Number:**	L2359632
Project Number:	Not Specified	**Report Date:**	10/12/23

Footnotes

1 - The reference for this analyte should be considered modified since this analyte is absent from the target analyte list of the original method.

Terms

Analytical Method: Both the document from which the method originates and the analytical reference method. (Example: EPA 8260B is shown as 1,8260B.) The codes for the reference method documents are provided in the References section of the Addendum.

Chlordane: The target compound Chlordane (CAS No. 57-74-9) is reported for GC ECD analyses. Per EPA,this compound "refers to a mixture of chlordane isomers, other chlorinated hydrocarbons and numerous other components." (Reference: USEPA Toxicological Review of Chlordane, In Support of Summary Information on the Integrated Risk Information System (IRIS), December 1997.)

Difference: With respect to Total Oxidizable Precursor (TOP) Assay analysis, the difference is defined as the Post-Treatment value minus the Pre-Treatment value.

Final pH: As it pertains to Sample Receipt & Container Information section of the report, Final pH reflects pH of container determined after adjustment at the laboratory, if applicable. If no adjustment required, value reflects Initial pH.

Frozen Date/Time: With respect to Volatile Organics in soil, Frozen Date/Time reflects the date/time at which associated Reagent Water-preserved vials were initially frozen. Note: If frozen date/time is beyond 48 hours from sample collection, value will be reflected in 'bold'.

Gasoline Range Organics (GRO): Gasoline Range Organics (GRO) results include all chromatographic peaks eluting from Methyl tert butyl ether through Naphthalene, with the exception of GRO analysis in support of State of Ohio programs, which includes all chromatographic peaks eluting from Hexane through Dodecane.

Initial pH: As it pertains to Sample Receipt & Container Information section of the report, Initial pH reflects pH of container determined upon receipt, if applicable.

PAH Total: With respect to Alkylated PAH analyses, the 'PAHs, Total' result is defined as the summation of results for all or a subset of the following compounds: Naphthalene, C1-C4 Naphthalenes, 2-Methylnaphthalene, 1-Methylnaphthalene, Biphenyl, Acenaphthylene, Acenaphthene, Fluorene, C1-C3 Fluorenes, Phenanthrene, C1-C4 Phenanthrenes/Anthracenes, Anthracene, Fluoranthene, Pyrene, C1-C4 Fluoranthenes/Pyrenes, Benz(a)anthracene, Chrysene, C1-C4 Chrysenes, Benzo(b)fluoranthene, Benzo(j)+(k)fluoranthene, Benzo(e)pyrene, Benzo(a)pyrene, Perylene, Indeno(1,2,3-cd)pyrene, Dibenz(ah)+(ac)anthracene, Benzo(g,h,i)perylene. If a 'Total' result is requested, the results of its individual components will also be reported.

PFAS Total: With respect to PFAS analyses, the 'PFAS, Total (5)' result is defined as the summation of results for: PFHpA, PFHxS, PFOA, PFNA and PFOS. In addition, the 'PFAS, Total (6)' result is defined as the summation of results for: PFHpA, PFHxS, PFOA, PFNA, PFDA and PFOS. For MassDEP DW compliance analysis only, the 'PFAS, Total (6)' result is defined as the summation of results at or above the RL. Note: If a 'Total' result is requested, the results of its individual components will also be reported.

Total: With respect to Organic analyses, a 'Total' result is defined as the summation of results for individual isomers or Aroclors. If a 'Total' result is requested, the results of its individual components will also be reported. This is applicable to 'Total' results for methods 8260, 8081 and 8082.

Data Qualifiers

A - Spectra identified as "Aldol Condensates" are byproducts of the extraction/concentration procedures when acetone is introduced in the process.

B - The analyte was detected above the reporting limit in the associated method blank. Flag only applies to associated field samples that have detectable concentrations of the analyte at less than ten times (10x) the concentration found in the blank. For MCP-related projects, flag only applies to associated field samples that have detectable concentrations of the analyte at less than ten times (10x) the concentration found in the blank. For DOD-related projects, flag only applies to associated field samples that have detectable concentrations of the analyte at less than ten times (10x) the concentration found in the blank AND the analyte was detected above one-half the reporting limit (or above the reporting limit for common lab contaminants) in the associated method blank. For NJ-Air-related projects, flag only applies to associated field samples that have detectable concentrations of the analyte above the reporting limit. For NJ-related projects (excluding Air), flag only applies to associated field samples that have detectable concentrations of the analyte, which was detected above the reporting limit in the associated method blank or above five times the reporting limit for common lab contaminants (Phthalates, Acetone, Methylene Chloride, 2-Butanone).

C - Co-elution: The target analyte co-elutes with a known lab standard (i.e. surrogate, internal standards, etc.) for co-extracted analyses.

D - Concentration of analyte was quantified from diluted analysis. Flag only applies to field samples that have detectable concentrations of the analyte.

E - Concentration of analyte exceeds the range of the calibration curve and/or linear range of the instrument.

F - The ratio of quantifier ion response to qualifier ion response falls outside of the laboratory criteria. Results are considered to be an estimated maximum concentration.

G - The concentration may be biased high due to matrix interferences (i.e, co-elution) with non-target compound(s). The result should be considered estimated.

H - The analysis of pH was performed beyond the regulatory-required holding time of 15 minutes from the time of sample collection.

I - The lower value for the two columns has been reported due to obvious interference.

J - Estimated value. This represents an estimated concentration for Tentatively Identified Compounds (TICs).

M - Reporting Limit (RL) exceeds the MCP CAM Reporting Limit for this analyte.

Report Format: Data Usability Report

Project Name:	SCHNEIDER ELECTRIC	**Lab Number:**	L2359632
Project Number:	Not Specified	**Report Date:**	10/12/23

Data Qualifiers

ND - Not detected at the reporting limit (RL) for the sample.

NJ - Presumptive evidence of compound. This represents an estimated concentration for Tentatively Identified Compounds (TICs), where the identification is based on a mass spectral library search.

P - The RPD between the results for the two columns exceeds the method-specified criteria.

Q - The quality control sample exceeds the associated acceptance criteria. For DOD-related projects, LCS and/or Continuing Calibration Standard exceedences are also qualified on all associated sample results. Note: This flag is not applicable for matrix spike recoveries when the sample concentration is greater than 4x the spike added or for batch duplicate RPD when the sample concentrations are less than 5x the RL. (Metals only.)

R - Analytical results are from sample re-analysis.

RE - Analytical results are from sample re-extraction.

S - Analytical results are from modified screening analysis.

V - The surrogate associated with this target analyte has a recovery outside the QC acceptance limits. (Applicable to MassDEP DW Compliance samples only.)

Z - The batch matrix spike and/or duplicate associated with this target analyte has a recovery/RPD outside the QC acceptance limits. (Applicable to MassDEP DW Compliance samples only.)

Report Format: Data Usability Report

REFERENCES

48 Compendium of Methods for the Determination of Toxic Organic Compounds in Ambient Air. Second Edition. EPA/625/R-96/010b, January 1999.

LIMITATION OF LIABILITIES

Alpha Analytical performs services with reasonable care and diligence normal to the analytical testing laboratory industry. In the event of an error, the sole and exclusive responsibility of Alpha Analytical shall be to re-perform the work at it's own expense. In no event shall Alpha Analytical be held liable for any incidental, consequential or special damages, including but not limited to, damages in any way connected with the use of, interpretation of, information or analysis provided by Alpha Analytical.

We strongly urge our clients to comply with EPA protocol regarding sample volume, preservation, cooling, containers, sampling procedures, holding time and splitting of samples in the field.

Certification Information

The following analytes are not included in our Primary NELAP Scope of Accreditation:

Westborough Facility
EPA 624.1: m/p-xylene, o-xylene, Naphthalene
EPA 625.1: alpha-Terpineol
EPA 8260D: NPW: 1,2,4,5-Tetramethylbenzene; 4-Ethyltoluene, Azobenzene; SCM: Iodomethane (methyl iodide), 1,2,4,5-Tetramethylbenzene; 4-Ethyltoluene.
EPA 8270E: NPW: Dimethylnaphthalene,1,4-Diphenylhydrazine, alpha-Terpineol; SCM: Dimethylnaphthalene,1,4-Diphenylhydrazine.
SM4500: NPW: Amenable Cyanide; SCM: Total Phosphorus, TKN, NO2, NO3.

Mansfield Facility
SM 2540D: TSS.
EPA TO-15: Halothane, 2,4,4-Trimethyl-2-pentene, 2,4,4-Trimethyl-1-pentene, Thiophene, 2-Methylthiophene, 3-Methylthiophene, 2-Ethylthiophene, 1,2,3-Trimethylbenzene, Indan, Indene, 1,2,4,5-Tetramethylbenzene, Benzothiophene, 1-Methylnaphthalene.
Biological Tissue Matrix: EPA 3050B

The following analytes are included in our Massachusetts DEP Scope of Accreditation

Westborough Facility:

Drinking Water
EPA 300.0: Chloride, Nitrate-N, Fluoride, Sulfate; **EPA 353.2**: Nitrate-N, Nitrite-N; **SM4500NO3-F**: Nitrate-N, Nitrite-N; **SM4500F-C, SM4500CN-CE, EPA 180.1, SM2130B, SM4500Cl-D, SM2320B, SM2540C, SM4500H-B, SM4500NO2-B**
EPA 524.2: THMs and VOCs; **EPA 504.1:** EDB, DBCP.
Microbiology: **SM9215B; SM9223-P/A, SM9223B-Colilert-QT,SM9222D**.

Non-Potable Water
SM4500H,B, EPA 120.1, SM2510B, SM2540C, SM2320B, SM4500CL-E, SM4500F-BC, SM4500NH3-BH: Ammonia-N and Kjeldahl-N, **EPA 350.1**: Ammonia-N, **LACHAT 10-107-06-1-B**: Ammonia-N, **EPA 351.1, SM4500NO3-F, EPA 353.2**: Nitrate-N**, SM4500P-E, SM4500P-B, E, SM4500SO4-E, SM5220D, EPA 410.4, SM5210B, SM5310C, SM4500CL-D, EPA 1664, EPA 420.1, SM4500-CN-CE, SM2540D, EPA 300: Chloride, Sulfate, Nitrate.**
EPA 624.1: Volatile Halocarbons & Aromatics,
EPA 608.3: Chlordane, Toxaphene, Aldrin, alpha-BHC, beta-BHC, gamma-BHC, delta-BHC, Dieldrin, DDD, DDE, DDT, Endosulfan I, Endosulfan II, Endosulfan sulfate, Endrin, Endrin Aldehyde, Heptachlor, Heptachlor Epoxide, PCBs
EPA 625.1: SVOC (Acid/Base/Neutral Extractables).
Microbiology: **SM9223B-Colilert-QT; Enterolert-QT, SM9221E, EPA 1600, EPA 1603, SM9222D.**

Mansfield Facility:

Drinking Water
EPA 200.7: Al, Ba, Cd, Cr, Cu, Fe, Mn, Ni, Na, Ag, Ca, Zn. **EPA 200.8:** Al, Sb, As, Ba, Be, Cd, Cr, Cu, Pb, Mn, Ni, Se, Ag, TL, Zn. **EPA 245.1** Hg.
EPA 522, EPA 537.1.

Non-Potable Water
EPA 200.7: Al, Sb, As, Be, Cd, Ca, Cr, Co, Cu, Fe, Pb, Mg, Mn, Mo, Ni, K, Se, Ag, Na, Sr, TL, Ti, V, Zn.
EPA 200.8: Al, Sb**,** As, Be, Cd, Cr, Cu, Fe, Pb, Mn, Ni, K, Se, Ag, Na, TL, Zn.
EPA 245.1 Hg.
SM2340B

For a complete listing of analytes and methods, please contact your Alpha Project Manager.

AIR ANALYSIS

PAGE 1 OF 1

CHAIN OF CUSTODY

ALPHA ANALYTICAL

320 Forbes Blvd, Mansfield, MA 02048
TEL: 508-822-9300 FAX: 508-822-3288

Date Rec'd in Lab: 10/10/23

ALPHA Job #: L2359632

Client Information

Client: ERM
Address: 8425 Woodfield Crossing Blvd.
Suite 560-W, Indianapolis, IN 46240
Phone: 317-706-2000
Fax:
Email: aaron.friedrich@erm.com

Project Information

Project Name: Schneider Electric
Project Location: Peru, IN
Project #:
Project Manager:
ALPHA Quote #:

Turn-Around-Time

☐ Standard ☒ Rush (only confirmed if pre-approved)

Date Due: 48 hr. TAT Time:

Report/Data Deliverables Information

☐ FAX ☐ EMAIL
☐ ADEx ☐ Add'l Deliverables

Billing Information

☐ Same as Client info PO #:

Regulatory Requirements/Report Limits

State/Fed	Program	Residential/Commercial

☐ These samples have been Previously analyzed by Alpha

Other Project Specific Requirements/Comments:

☒ Project-Specific Target Compound List

Report to: bill.karban@erm.com, erika.smith@erm.com, caitlin.tillema@erm.com

Analysis

All Columns Below Must Be Filled Out

Alpha Lab Use Only	Sample ID	Collection End Date	Collection Start Time	Collection End Time	Initial Vac	Final Vac	Sample Matrix*	Sampler Initials	Can Size	ID Can	ID Flow Controller	TO-15	TO-15 SIM	Subtract non-petroleum HCs APH	FIXED GASES	Sulfides & Mercaptans by TO-15			Sample Specific Comments (i.e. PID)
59632-01	SG-39-(5-5.5)-20231009	10/09/23	1208	1212	-27.89	-4.38	SV	AS	1L	3533	0660	☒	☐	☐	☐	☐	☐	☐	See attached note.
-02	SG-39-(10-10.5)-20231009	10/09/23	1229	1233	-28.85	-4.30	SV	AS	1L	3773	02285	☒	☐	☐	☐	☐	☐	☐	
-03	SG-40-(5-5.5)-20231009	10/09/23	1312	1316	-28.77	-4.23	SV	AS	1L	3788	02316	☒	☐	☐	☐	☐	☐	☐	
-04	SG-40-(10-10.5)-20231009	10/09/23	1343	1348	-28.58	-4.24	SV	AS	1L	878	0887	☒	☐	☐	☐	☐	☐	☐	
												☐	☐	☐	☐	☐	☐	☐	
												☐	☐	☐	☐	☐	☐	☐	
											Container Type	-	-	-	-	-	-	-	

SAMPLE MATRIX CODES:

AA = Ambient Air (Indoor/Outdoor)
SV = Soil Vapor/Landfill Gas/SVE
Other = Please Specify

Relinquished By	Date/Time	Received By:	Date/Time
[signature] 10/10/23	1845	FEDEX	
FEDEX	10/10/23 758	[signature]	10/10/23 758

Please print clearly & legibly and completely. Samples cannot be logged in and turn around time clock will not start until any ambiguities are resolved. All samples submitted are subject to Alpha's Payment Terms.

Form 101-02 (I) Rev: 25-Sept-15

ERM

1050 SW 6th Avenue
Suite 1650
Portland, OR 97204

Telephone: +1 503 488-5282

www.erm.com

Memo

To	Erika Smith
From	Tyler Lucas
Date	18 October 2023
Reference	0698955
Subject	Data Review of Schneider-Peru Soil Vapor Samples collected in October 2023: Alpha Analytical Data Packages L2359632.

The data quality was assessed and any necessary qualifiers were applied following the *USEPA National Functional Guidelines for Organic Superfund Methods Data Review,* November 2020.

HOLDING TIME AND PRESERVATION EVALUATION

The samples were prepared and analyzed within the method-prescribed time period from the date of collection. No qualifications were necessary.

CANISTER VACUUM EVALUATION

The laboratory noted no discrepancies with regard to the reported and measured summa canister vacuum pressures. None of the data were qualified based on the canister vacuum pressure evaluation.

BLANK EVALUATION

The method blank sample results were non-detected for each of the target analytes. No data were qualified on the basis of the blank evaluation. The blank results indicate that no contaminants were introduced to the samples during processing or analysis in the laboratory.

BLANK SPIKE EVALUATION

The laboratory control sample (LCS) recoveries were within the laboratory's limits of acceptance. The LCS recoveries indicate acceptable laboratory accuracy.

MATRIX SPIKE EVALUATION

Matrix spikes are not performed for air samples.

SURROGATE SPIKE EVALUATION

The surrogate recoveries were within acceptable limits. No data was qualified on the bases of surrogate performance.

FIELD DUPLICATE EVALUATION

No field duplicates were submitted.

© Copyright 2023 by ERM Worldwide Group Limited and/or its affiliates ('ERM'). All Rights Reserved. No part of this work may be reproduced or transmitted in any form or by any means, without prior written permission of ERM.

OVERALL ASSESSMENT

No results were rejected or qualified. All of the data can be used for decision-making purposes. The quality of the data generated during this investigation is acceptable for the preparation of technically defensible documents.

Pace Analytical Services, LLC
7726 Moller Road
Indianapolis, IN 46268
(317)228-3100

September 22, 2023

Mr. Aaron Friedrich
ERM, Inc.
8425 Woodfield Crossing Blvd
Suite 560-W
Indianapolis, IN 46240

RE: Project: Schneider Electric, Peru, IN
Pace Project No.: 50354068

Dear Mr. Friedrich:

Enclosed are the analytical results for sample(s) received by the laboratory on September 15, 2023. The results relate only to the samples included in this report. Results reported herein conform to the applicable TNI/NELAC Standards and the laboratory's Quality Manual, where applicable, unless otherwise noted in the body of the report.

The test results provided in this final report were generated by each of the following laboratories within the Pace Network:

- Pace Analytical Services - Indianapolis

If you have any questions concerning this report, please feel free to contact me.

Sincerely,



Kenneth Hunt
kenneth.hunt@pacelabs.com
(317)228-3120
Project Manager

Enclosures

cc: Ms. Meghan Eschbaugh@erm.com, ERM
Ms. Abigail Sheehan, ERM
Ms. Erika Smith, ERM
Ms. Caitlin Tillema, ERM
EDD Data User

Pace Analytical Services, LLC
7726 Moller Road
Indianapolis, IN 46268
(317)228-3100

CERTIFICATIONS

Project: Schneider Electric, Peru, IN
Pace Project No.: 50354068

Pace Analytical Services Indianapolis
7726 Moller Road, Indianapolis, IN 46268
Illinois Accreditation #: 200074
Indiana Drinking Water Laboratory #: C-49-06
Kansas/TNI Certification #: E-10177
Kentucky UST Agency Interest #: 80226
Kentucky WW Laboratory ID #: 98019
Michigan Drinking Water Laboratory #9050
Ohio VAP Certified Laboratory #: CL0065
Oklahoma Laboratory #: 9204
Texas Certification #: T104704355
Wisconsin Laboratory #: 999788130
USDA Foreign Soil Permit #: 525-23-13-23119
USDA Compliance Agreement #: IN-SL-22-001

This report shall not be reproduced, except in full,
without the written consent of Pace Analytical Services, LLC.

Pace Analytical Services, LLC
7726 Moller Road
Indianapolis, IN 46268
(317)228-3100

SAMPLE SUMMARY

Project: Schneider Electric, Peru, IN
Pace Project No.: 50354068

Lab ID	Sample ID	Matrix	Date Collected	Date Received
50354068001	**MW-32S-20230912**	Water	09/12/23 12:13	09/15/23 17:15
50354068002	**MW-32D-20230912**	Water	09/12/23 13:15	09/15/23 17:15
50354068003	**DUP-1-20230912**	Water	09/12/23 08:00	09/15/23 17:15
50354068004	**MW-34S-20230912**	Water	09/12/23 14:27	09/15/23 17:15
50354068005	**MW-34D-20230912**	Water	09/12/23 15:58	09/15/23 17:15
50354068006	**MW-35S-20230912**	Water	09/12/23 14:50	09/15/23 17:15
50354068007	**MW-35D-20230912**	Water	09/12/23 16:10	09/15/23 17:15
50354068008	**MW-36S-20230914**	Water	09/14/23 10:33	09/15/23 17:15
50354068009	**MW-36D-20230914**	Water	09/14/23 11:33	09/15/23 17:15
50354068010	**MW-45S-20230914**	Water	09/14/23 11:20	09/15/23 17:15
50354068011	**MW-45D-20230914**	Water	09/14/23 13:15	09/15/23 17:15
50354068012	**MW-33-20230914**	Water	09/14/23 12:50	09/15/23 17:15

This report shall not be reproduced, except in full,
without the written consent of Pace Analytical Services, LLC.

Pace Analytical Services, LLC
7726 Moller Road
Indianapolis, IN 46268
(317)228-3100

SAMPLE ANALYTE COUNT

Project: Schneider Electric, Peru, IN
Pace Project No.: 50354068

Lab ID	Sample ID	Method	Analysts	Analytes Reported	Laboratory
50354068001	**MW-32S-20230912**	RSK 175 Modified	JRW	3	PASI-I
		EPA 5030/8260	BES	20	PASI-I
50354068002	**MW-32D-20230912**	RSK 175 Modified	JRW	3	PASI-I
		EPA 5030/8260	BES	20	PASI-I
50354068003	**DUP-1-20230912**	RSK 175 Modified	JRW	3	PASI-I
		EPA 5030/8260	BES	20	PASI-I
50354068004	**MW-34S-20230912**	RSK 175 Modified	JRW	3	PASI-I
		EPA 5030/8260	BES	20	PASI-I
50354068005	**MW-34D-20230912**	RSK 175 Modified	JRW	3	PASI-I
		EPA 5030/8260	BES	20	PASI-I
50354068006	**MW-35S-20230912**	RSK 175 Modified	JRW	3	PASI-I
		EPA 5030/8260	BES	20	PASI-I
50354068007	**MW-35D-20230912**	RSK 175 Modified	JRW	3	PASI-I
		EPA 5030/8260	BES	20	PASI-I
50354068008	**MW-36S-20230914**	RSK 175 Modified	JRW	3	PASI-I
		EPA 5030/8260	BES	20	PASI-I
50354068009	**MW-36D-20230914**	RSK 175 Modified	JRW	3	PASI-I
		EPA 5030/8260	BES	20	PASI-I
50354068010	**MW-45S-20230914**	RSK 175 Modified	JRW	3	PASI-I
		EPA 5030/8260	BES	20	PASI-I
50354068011	**MW-45D-20230914**	RSK 175 Modified	JRW	3	PASI-I
		EPA 5030/8260	BES	20	PASI-I
50354068012	**MW-33-20230914**	RSK 175 Modified	JRW	3	PASI-I
		EPA 5030/8260	BES	20	PASI-I

PASI-I = Pace Analytical Services - Indianapolis

This report shall not be reproduced, except in full,
without the written consent of Pace Analytical Services, LLC.

Pace Analytical Services, LLC
7726 Moller Road
Indianapolis, IN 46268
(317)228-3100

SUMMARY OF DETECTION

Project: Schneider Electric, Peru, IN
Pace Project No.: 50354068

Lab Sample ID / Method	Client Sample ID / Parameters	Result	Units	Report Limit	Analyzed	Qualifiers
50354068001	**MW-32S-20230912**					
RSK 175 Modified	Methane	26.8	ug/L	10.0	09/19/23 15:56	
EPA 5030/8260	cis-1,2-Dichloroethene	153	ug/L	5.0	09/19/23 12:11	
EPA 5030/8260	trans-1,2-Dichloroethene	3.9J	ug/L	5.0	09/19/23 12:11	
EPA 5030/8260	Trichloroethene	11.4	ug/L	5.0	09/19/23 12:11	
50354068002	**MW-32D-20230912**					
RSK 175 Modified	Methane	14.6	ug/L	10.0	09/19/23 16:15	
EPA 5030/8260	1,1-Dichloroethene	5.1	ug/L	5.0	09/19/23 12:46	
EPA 5030/8260	cis-1,2-Dichloroethene	1820	ug/L	50.0	09/19/23 13:21	
EPA 5030/8260	trans-1,2-Dichloroethene	5.1	ug/L	5.0	09/19/23 12:46	
EPA 5030/8260	Vinyl chloride	131	ug/L	2.0	09/19/23 12:46	
50354068003	**DUP-1-20230912**					
RSK 175 Modified	Methane	25.9	ug/L	10.0	09/19/23 16:34	
EPA 5030/8260	cis-1,2-Dichloroethene	158	ug/L	5.0	09/19/23 13:56	
EPA 5030/8260	trans-1,2-Dichloroethene	4.1J	ug/L	5.0	09/19/23 13:56	
EPA 5030/8260	Trichloroethene	12.6	ug/L	5.0	09/19/23 13:56	
50354068004	**MW-34S-20230912**					
RSK 175 Modified	Methane	1050	ug/L	10.0	09/19/23 16:53	
EPA 5030/8260	cis-1,2-Dichloroethene	0.49J	ug/L	5.0	09/19/23 14:31	
50354068005	**MW-34D-20230912**					
RSK 175 Modified	Methane	15.1	ug/L	10.0	09/19/23 17:13	
EPA 5030/8260	1,1-Dichloroethene	1.7J	ug/L	5.0	09/19/23 15:05	
EPA 5030/8260	cis-1,2-Dichloroethene	942	ug/L	50.0	09/19/23 15:40	
EPA 5030/8260	trans-1,2-Dichloroethene	7.5	ug/L	5.0	09/19/23 15:05	
EPA 5030/8260	Vinyl chloride	2.3	ug/L	2.0	09/19/23 15:05	
50354068006	**MW-35S-20230912**					
EPA 5030/8260	cis-1,2-Dichloroethene	130	ug/L	5.0	09/19/23 16:15	
EPA 5030/8260	trans-1,2-Dichloroethene	9.1	ug/L	5.0	09/19/23 16:15	
50354068007	**MW-35D-20230912**					
EPA 5030/8260	1,1-Dichloroethene	1.4J	ug/L	5.0	09/19/23 16:49	
EPA 5030/8260	cis-1,2-Dichloroethene	230	ug/L	5.0	09/19/23 16:49	
EPA 5030/8260	trans-1,2-Dichloroethene	21.7	ug/L	5.0	09/19/23 16:49	
EPA 5030/8260	Vinyl chloride	0.56J	ug/L	2.0	09/19/23 16:49	
50354068008	**MW-36S-20230914**					
EPA 5030/8260	cis-1,2-Dichloroethene	75.0	ug/L	5.0	09/19/23 17:24	
EPA 5030/8260	trans-1,2-Dichloroethene	0.68J	ug/L	5.0	09/19/23 17:24	
EPA 5030/8260	Vinyl chloride	13.4	ug/L	2.0	09/19/23 17:24	
50354068009	**MW-36D-20230914**					
RSK 175 Modified	Methane	16.2	ug/L	10.0	09/19/23 18:30	
EPA 5030/8260	1,1-Dichloroethene	3.3J	ug/L	5.0	09/19/23 17:58	
EPA 5030/8260	cis-1,2-Dichloroethene	1070	ug/L	50.0	09/19/23 18:33	
EPA 5030/8260	trans-1,2-Dichloroethene	4.4J	ug/L	5.0	09/19/23 17:58	
EPA 5030/8260	Vinyl chloride	80.3	ug/L	2.0	09/19/23 17:58	

REPORT OF LABORATORY ANALYSIS

This report shall not be reproduced, except in full,
without the written consent of Pace Analytical Services, LLC.

Pace Analytical Services, LLC
7726 Moller Road
Indianapolis, IN 46268
(317)228-3100

SUMMARY OF DETECTION

Project: Schneider Electric, Peru, IN
Pace Project No.: 50354068

Lab Sample ID / Method	Client Sample ID / Parameters	Result	Units	Report Limit	Analyzed	Qualifiers
50354068010	**MW-45S-20230914**					
EPA 5030/8260	cis-1,2-Dichloroethene	84.3	ug/L	5.0	09/19/23 19:08	
EPA 5030/8260	trans-1,2-Dichloroethene	2.1J	ug/L	5.0	09/19/23 19:08	
EPA 5030/8260	Trichloroethene	49.9	ug/L	5.0	09/19/23 19:08	
50354068011	**MW-45D-20230914**					
EPA 5030/8260	cis-1,2-Dichloroethene	26.2	ug/L	5.0	09/19/23 19:43	
EPA 5030/8260	trans-1,2-Dichloroethene	0.63J	ug/L	5.0	09/19/23 19:43	
EPA 5030/8260	Vinyl chloride	11.3	ug/L	2.0	09/19/23 19:43	
50354068012	**MW-33-20230914**					
EPA 5030/8260	cis-1,2-Dichloroethene	71.4	ug/L	5.0	09/19/23 20:17	M1
EPA 5030/8260	trans-1,2-Dichloroethene	1.9J	ug/L	5.0	09/19/23 20:17	
EPA 5030/8260	Vinyl chloride	11.4	ug/L	2.0	09/19/23 20:17	

This report shall not be reproduced, except in full,
without the written consent of Pace Analytical Services, LLC.

Pace Analytical Services, LLC
7726 Moller Road
Indianapolis, IN 46268
(317)228-3100

ANALYTICAL RESULTS

Project: Schneider Electric, Peru, IN
Pace Project No.: 50354068

Sample: MW-32S-20230912 **Lab ID: 50354068001** Collected: 09/12/23 12:13 Received: 09/15/23 17:15 Matrix: Water

Parameters	Results	Units	Report Limit	MDL	DF	Prepared	Analyzed	CAS No.	Qual
RSK 175 Headspace	Analytical Method: RSK 175 Modified Pace Analytical Services - Indianapolis								
Ethane	ND	ug/L	10.0	3.8	1		09/19/23 15:56	74-84-0	
Ethene	ND	ug/L	10.0	7.1	1		09/19/23 15:56	74-85-1	
Methane	**26.8**	ug/L	10.0	5.5	1		09/19/23 15:56	74-82-8	
8260 MSV Indiana	Analytical Method: EPA 5030/8260 Pace Analytical Services - Indianapolis								
Benzene	ND	ug/L	5.0	0.53	1		09/19/23 12:11	71-43-2	
Carbon tetrachloride	ND	ug/L	5.0	0.42	1		09/19/23 12:11	56-23-5	
Chlorobenzene	ND	ug/L	5.0	0.30	1		09/19/23 12:11	108-90-7	
Chloroform	ND	ug/L	5.0	0.39	1		09/19/23 12:11	67-66-3	
1,1-Dichloroethane	ND	ug/L	5.0	0.31	1		09/19/23 12:11	75-34-3	
1,1-Dichloroethene	ND	ug/L	5.0	0.18	1		09/19/23 12:11	75-35-4	
cis-1,2-Dichloroethene	**153**	ug/L	5.0	0.31	1		09/19/23 12:11	156-59-2	
trans-1,2-Dichloroethene	**3.9J**	ug/L	5.0	0.30	1		09/19/23 12:11	156-60-5	
Ethylbenzene	ND	ug/L	5.0	0.26	1		09/19/23 12:11	100-41-4	
Naphthalene	ND	ug/L	1.2	0.79	1		09/19/23 12:11	91-20-3	L1
Tetrachloroethene	ND	ug/L	5.0	0.30	1		09/19/23 12:11	127-18-4	
Toluene	ND	ug/L	5.0	0.29	1		09/19/23 12:11	108-88-3	
1,1,1-Trichloroethane	ND	ug/L	5.0	0.43	1		09/19/23 12:11	71-55-6	
Trichloroethene	**11.4**	ug/L	5.0	0.55	1		09/19/23 12:11	79-01-6	
Vinyl chloride	ND	ug/L	2.0	0.19	1		09/19/23 12:11	75-01-4	
m&p-Xylene	ND	ug/L	5.0	0.34	1		09/19/23 12:11	179601-23-1	
o-Xylene	ND	ug/L	5.0	0.17	1		09/19/23 12:11	95-47-6	
Surrogates									
Dibromofluoromethane (S)	113	%.	82-128		1		09/19/23 12:11	1868-53-7	
4-Bromofluorobenzene (S)	100	%.	79-124		1		09/19/23 12:11	460-00-4	
Toluene-d8 (S)	99	%.	73-122		1		09/19/23 12:11	2037-26-5	

REPORT OF LABORATORY ANALYSIS

This report shall not be reproduced, except in full,
without the written consent of Pace Analytical Services, LLC.

Pace Analytical Services, LLC
7726 Moller Road
Indianapolis, IN 46268
(317)228-3100

ANALYTICAL RESULTS

Project: Schneider Electric, Peru, IN
Pace Project No.: 50354068

Sample: MW-32D-20230912 **Lab ID: 50354068002** Collected: 09/12/23 13:15 Received: 09/15/23 17:15 Matrix: Water

Parameters	Results	Units	Report Limit	MDL	DF	Prepared	Analyzed	CAS No.	Qual
RSK 175 Headspace	Analytical Method: RSK 175 Modified Pace Analytical Services - Indianapolis								
Ethane	ND	ug/L	10.0	3.8	1		09/19/23 16:15	74-84-0	
Ethene	ND	ug/L	10.0	7.1	1		09/19/23 16:15	74-85-1	
Methane	**14.6**	ug/L	10.0	5.5	1		09/19/23 16:15	74-82-8	
8260 MSV Indiana	Analytical Method: EPA 5030/8260 Pace Analytical Services - Indianapolis								
Benzene	ND	ug/L	5.0	0.53	1		09/19/23 12:46	71-43-2	
Carbon tetrachloride	ND	ug/L	5.0	0.42	1		09/19/23 12:46	56-23-5	
Chlorobenzene	ND	ug/L	5.0	0.30	1		09/19/23 12:46	108-90-7	
Chloroform	ND	ug/L	5.0	0.39	1		09/19/23 12:46	67-66-3	
1,1-Dichloroethane	ND	ug/L	5.0	0.31	1		09/19/23 12:46	75-34-3	
1,1-Dichloroethene	**5.1**	ug/L	5.0	0.18	1		09/19/23 12:46	75-35-4	
cis-1,2-Dichloroethene	**1820**	ug/L	50.0	3.1	10		09/19/23 13:21	156-59-2	
trans-1,2-Dichloroethene	**5.1**	ug/L	5.0	0.30	1		09/19/23 12:46	156-60-5	
Ethylbenzene	ND	ug/L	5.0	0.26	1		09/19/23 12:46	100-41-4	
Naphthalene	ND	ug/L	1.2	0.79	1		09/19/23 12:46	91-20-3	L1
Tetrachloroethene	ND	ug/L	5.0	0.30	1		09/19/23 12:46	127-18-4	
Toluene	ND	ug/L	5.0	0.29	1		09/19/23 12:46	108-88-3	
1,1,1-Trichloroethane	ND	ug/L	5.0	0.43	1		09/19/23 12:46	71-55-6	
Trichloroethene	ND	ug/L	5.0	0.55	1		09/19/23 12:46	79-01-6	
Vinyl chloride	**131**	ug/L	2.0	0.19	1		09/19/23 12:46	75-01-4	
m&p-Xylene	ND	ug/L	5.0	0.34	1		09/19/23 12:46	179601-23-1	
o-Xylene	ND	ug/L	5.0	0.17	1		09/19/23 12:46	95-47-6	
Surrogates									
Dibromofluoromethane (S)	120	%.	82-128		1		09/19/23 12:46	1868-53-7	
4-Bromofluorobenzene (S)	99	%.	79-124		1		09/19/23 12:46	460-00-4	
Toluene-d8 (S)	98	%.	73-122		1		09/19/23 12:46	2037-26-5	

REPORT OF LABORATORY ANALYSIS

This report shall not be reproduced, except in full,
without the written consent of Pace Analytical Services, LLC.

Pace Analytical Services, LLC
7726 Moller Road
Indianapolis, IN 46268
(317)228-3100

ANALYTICAL RESULTS

Project: Schneider Electric, Peru, IN
Pace Project No.: 50354068

Sample: DUP-1-20230912 **Lab ID: 50354068003** Collected: 09/12/23 08:00 Received: 09/15/23 17:15 Matrix: Water

Parameters	Results	Units	Report Limit	MDL	DF	Prepared	Analyzed	CAS No.	Qual
RSK 175 Headspace	Analytical Method: RSK 175 Modified Pace Analytical Services - Indianapolis								
Ethane	ND	ug/L	10.0	3.8	1		09/19/23 16:34	74-84-0	
Ethene	ND	ug/L	10.0	7.1	1		09/19/23 16:34	74-85-1	
Methane	**25.9**	ug/L	10.0	5.5	1		09/19/23 16:34	74-82-8	
8260 MSV Indiana	Analytical Method: EPA 5030/8260 Pace Analytical Services - Indianapolis								
Benzene	ND	ug/L	5.0	0.53	1		09/19/23 13:56	71-43-2	
Carbon tetrachloride	ND	ug/L	5.0	0.42	1		09/19/23 13:56	56-23-5	
Chlorobenzene	ND	ug/L	5.0	0.30	1		09/19/23 13:56	108-90-7	
Chloroform	ND	ug/L	5.0	0.39	1		09/19/23 13:56	67-66-3	
1,1-Dichloroethane	ND	ug/L	5.0	0.31	1		09/19/23 13:56	75-34-3	
1,1-Dichloroethene	ND	ug/L	5.0	0.18	1		09/19/23 13:56	75-35-4	
cis-1,2-Dichloroethene	**158**	ug/L	5.0	0.31	1		09/19/23 13:56	156-59-2	
trans-1,2-Dichloroethene	**4.1J**	ug/L	5.0	0.30	1		09/19/23 13:56	156-60-5	
Ethylbenzene	ND	ug/L	5.0	0.26	1		09/19/23 13:56	100-41-4	
Naphthalene	ND	ug/L	1.2	0.79	1		09/19/23 13:56	91-20-3	L1
Tetrachloroethene	ND	ug/L	5.0	0.30	1		09/19/23 13:56	127-18-4	
Toluene	ND	ug/L	5.0	0.29	1		09/19/23 13:56	108-88-3	
1,1,1-Trichloroethane	ND	ug/L	5.0	0.43	1		09/19/23 13:56	71-55-6	
Trichloroethene	**12.6**	ug/L	5.0	0.55	1		09/19/23 13:56	79-01-6	
Vinyl chloride	ND	ug/L	2.0	0.19	1		09/19/23 13:56	75-01-4	
m&p-Xylene	ND	ug/L	5.0	0.34	1		09/19/23 13:56	179601-23-1	
o-Xylene	ND	ug/L	5.0	0.17	1		09/19/23 13:56	95-47-6	
Surrogates									
Dibromofluoromethane (S)	115	%.	82-128		1		09/19/23 13:56	1868-53-7	
4-Bromofluorobenzene (S)	99	%.	79-124		1		09/19/23 13:56	460-00-4	
Toluene-d8 (S)	96	%.	73-122		1		09/19/23 13:56	2037-26-5	

REPORT OF LABORATORY ANALYSIS

This report shall not be reproduced, except in full,
without the written consent of Pace Analytical Services, LLC.

Pace Analytical Services, LLC
7726 Moller Road
Indianapolis, IN 46268
(317)228-3100

ANALYTICAL RESULTS

Project: Schneider Electric, Peru, IN
Pace Project No.: 50354068

Sample: MW-34S-20230912 **Lab ID: 50354068004** Collected: 09/12/23 14:27 Received: 09/15/23 17:15 Matrix: Water

Parameters	Results	Units	Report Limit	MDL	DF	Prepared	Analyzed	CAS No.	Qual
RSK 175 Headspace	Analytical Method: RSK 175 Modified Pace Analytical Services - Indianapolis								
Ethane	ND	ug/L	10.0	3.8	1		09/19/23 16:53	74-84-0	
Ethene	ND	ug/L	10.0	7.1	1		09/19/23 16:53	74-85-1	
Methane	**1050**	ug/L	10.0	5.5	1		09/19/23 16:53	74-82-8	
8260 MSV Indiana	Analytical Method: EPA 5030/8260 Pace Analytical Services - Indianapolis								
Benzene	ND	ug/L	5.0	0.53	1		09/19/23 14:31	71-43-2	
Carbon tetrachloride	ND	ug/L	5.0	0.42	1		09/19/23 14:31	56-23-5	
Chlorobenzene	ND	ug/L	5.0	0.30	1		09/19/23 14:31	108-90-7	
Chloroform	ND	ug/L	5.0	0.39	1		09/19/23 14:31	67-66-3	
1,1-Dichloroethane	ND	ug/L	5.0	0.31	1		09/19/23 14:31	75-34-3	
1,1-Dichloroethene	ND	ug/L	5.0	0.18	1		09/19/23 14:31	75-35-4	
cis-1,2-Dichloroethene	**0.49J**	ug/L	5.0	0.31	1		09/19/23 14:31	156-59-2	
trans-1,2-Dichloroethene	ND	ug/L	5.0	0.30	1		09/19/23 14:31	156-60-5	
Ethylbenzene	ND	ug/L	5.0	0.26	1		09/19/23 14:31	100-41-4	
Naphthalene	ND	ug/L	1.2	0.79	1		09/19/23 14:31	91-20-3	L1
Tetrachloroethene	ND	ug/L	5.0	0.30	1		09/19/23 14:31	127-18-4	
Toluene	ND	ug/L	5.0	0.29	1		09/19/23 14:31	108-88-3	
1,1,1-Trichloroethane	ND	ug/L	5.0	0.43	1		09/19/23 14:31	71-55-6	
Trichloroethene	ND	ug/L	5.0	0.55	1		09/19/23 14:31	79-01-6	
Vinyl chloride	ND	ug/L	2.0	0.19	1		09/19/23 14:31	75-01-4	
m&p-Xylene	ND	ug/L	5.0	0.34	1		09/19/23 14:31	179601-23-1	
o-Xylene	ND	ug/L	5.0	0.17	1		09/19/23 14:31	95-47-6	
Surrogates									
Dibromofluoromethane (S)	108	%.	82-128		1		09/19/23 14:31	1868-53-7	
4-Bromofluorobenzene (S)	99	%.	79-124		1		09/19/23 14:31	460-00-4	
Toluene-d8 (S)	99	%.	73-122		1		09/19/23 14:31	2037-26-5	

REPORT OF LABORATORY ANALYSIS

This report shall not be reproduced, except in full,
without the written consent of Pace Analytical Services, LLC.

Pace Analytical Services, LLC
7726 Moller Road
Indianapolis, IN 46268
(317)228-3100

ANALYTICAL RESULTS

Project: Schneider Electric, Peru, IN
Pace Project No.: 50354068

Sample: MW-34D-20230912 **Lab ID: 50354068005** Collected: 09/12/23 15:58 Received: 09/15/23 17:15 Matrix: Water

Parameters	Results	Units	Report Limit	MDL	DF	Prepared	Analyzed	CAS No.	Qual
RSK 175 Headspace	Analytical Method: RSK 175 Modified Pace Analytical Services - Indianapolis								
Ethane	ND	ug/L	10.0	3.8	1		09/19/23 17:13	74-84-0	
Ethene	ND	ug/L	10.0	7.1	1		09/19/23 17:13	74-85-1	
Methane	**15.1**	ug/L	10.0	5.5	1		09/19/23 17:13	74-82-8	
8260 MSV Indiana	Analytical Method: EPA 5030/8260 Pace Analytical Services - Indianapolis								
Benzene	ND	ug/L	5.0	0.53	1		09/19/23 15:05	71-43-2	
Carbon tetrachloride	ND	ug/L	5.0	0.42	1		09/19/23 15:05	56-23-5	
Chlorobenzene	ND	ug/L	5.0	0.30	1		09/19/23 15:05	108-90-7	
Chloroform	ND	ug/L	5.0	0.39	1		09/19/23 15:05	67-66-3	
1,1-Dichloroethane	ND	ug/L	5.0	0.31	1		09/19/23 15:05	75-34-3	
1,1-Dichloroethene	**1.7J**	ug/L	5.0	0.18	1		09/19/23 15:05	75-35-4	
cis-1,2-Dichloroethene	**942**	ug/L	50.0	3.1	10		09/19/23 15:40	156-59-2	
trans-1,2-Dichloroethene	**7.5**	ug/L	5.0	0.30	1		09/19/23 15:05	156-60-5	
Ethylbenzene	ND	ug/L	5.0	0.26	1		09/19/23 15:05	100-41-4	
Naphthalene	ND	ug/L	1.2	0.79	1		09/19/23 15:05	91-20-3	L1
Tetrachloroethene	ND	ug/L	5.0	0.30	1		09/19/23 15:05	127-18-4	
Toluene	ND	ug/L	5.0	0.29	1		09/19/23 15:05	108-88-3	
1,1,1-Trichloroethane	ND	ug/L	5.0	0.43	1		09/19/23 15:05	71-55-6	
Trichloroethene	ND	ug/L	5.0	0.55	1		09/19/23 15:05	79-01-6	
Vinyl chloride	**2.3**	ug/L	2.0	0.19	1		09/19/23 15:05	75-01-4	
m&p-Xylene	ND	ug/L	5.0	0.34	1		09/19/23 15:05	179601-23-1	
o-Xylene	ND	ug/L	5.0	0.17	1		09/19/23 15:05	95-47-6	
Surrogates									
Dibromofluoromethane (S)	115	%.	82-128		1		09/19/23 15:05	1868-53-7	
4-Bromofluorobenzene (S)	98	%.	79-124		1		09/19/23 15:05	460-00-4	
Toluene-d8 (S)	99	%.	73-122		1		09/19/23 15:05	2037-26-5	

REPORT OF LABORATORY ANALYSIS

This report shall not be reproduced, except in full,
without the written consent of Pace Analytical Services, LLC.

Pace Analytical Services, LLC
7726 Moller Road
Indianapolis, IN 46268
(317)228-3100

ANALYTICAL RESULTS

Project: Schneider Electric, Peru, IN
Pace Project No.: 50354068

Sample: MW-35S-20230912 **Lab ID: 50354068006** Collected: 09/12/23 14:50 Received: 09/15/23 17:15 Matrix: Water

Parameters	Results	Units	Report Limit	MDL	DF	Prepared	Analyzed	CAS No.	Qual
RSK 175 Headspace	Analytical Method: RSK 175 Modified Pace Analytical Services - Indianapolis								
Ethane	ND	ug/L	10.0	3.8	1		09/19/23 17:32	74-84-0	
Ethene	ND	ug/L	10.0	7.1	1		09/19/23 17:32	74-85-1	
Methane	ND	ug/L	10.0	5.5	1		09/19/23 17:32	74-82-8	
8260 MSV Indiana	Analytical Method: EPA 5030/8260 Pace Analytical Services - Indianapolis								
Benzene	ND	ug/L	5.0	0.53	1		09/19/23 16:15	71-43-2	
Carbon tetrachloride	ND	ug/L	5.0	0.42	1		09/19/23 16:15	56-23-5	
Chlorobenzene	ND	ug/L	5.0	0.30	1		09/19/23 16:15	108-90-7	
Chloroform	ND	ug/L	5.0	0.39	1		09/19/23 16:15	67-66-3	
1,1-Dichloroethane	ND	ug/L	5.0	0.31	1		09/19/23 16:15	75-34-3	
1,1-Dichloroethene	ND	ug/L	5.0	0.18	1		09/19/23 16:15	75-35-4	
cis-1,2-Dichloroethene	**130**	ug/L	5.0	0.31	1		09/19/23 16:15	156-59-2	
trans-1,2-Dichloroethene	**9.1**	ug/L	5.0	0.30	1		09/19/23 16:15	156-60-5	
Ethylbenzene	ND	ug/L	5.0	0.26	1		09/19/23 16:15	100-41-4	
Naphthalene	ND	ug/L	1.2	0.79	1		09/19/23 16:15	91-20-3	L1
Tetrachloroethene	ND	ug/L	5.0	0.30	1		09/19/23 16:15	127-18-4	
Toluene	ND	ug/L	5.0	0.29	1		09/19/23 16:15	108-88-3	
1,1,1-Trichloroethane	ND	ug/L	5.0	0.43	1		09/19/23 16:15	71-55-6	
Trichloroethene	ND	ug/L	5.0	0.55	1		09/19/23 16:15	79-01-6	
Vinyl chloride	ND	ug/L	2.0	0.19	1		09/19/23 16:15	75-01-4	
m&p-Xylene	ND	ug/L	5.0	0.34	1		09/19/23 16:15	179601-23-1	
o-Xylene	ND	ug/L	5.0	0.17	1		09/19/23 16:15	95-47-6	
Surrogates									
Dibromofluoromethane (S)	114	%.	82-128		1		09/19/23 16:15	1868-53-7	
4-Bromofluorobenzene (S)	100	%.	79-124		1		09/19/23 16:15	460-00-4	
Toluene-d8 (S)	99	%.	73-122		1		09/19/23 16:15	2037-26-5	

REPORT OF LABORATORY ANALYSIS

This report shall not be reproduced, except in full,
without the written consent of Pace Analytical Services, LLC.

Pace Analytical Services, LLC
7726 Moller Road
Indianapolis, IN 46268
(317)228-3100

ANALYTICAL RESULTS

Project: Schneider Electric, Peru, IN
Pace Project No.: 50354068

Sample: MW-35D-20230912 **Lab ID: 50354068007** Collected: 09/12/23 16:10 Received: 09/15/23 17:15 Matrix: Water

Parameters	Results	Units	Report Limit	MDL	DF	Prepared	Analyzed	CAS No.	Qual
RSK 175 Headspace	Analytical Method: RSK 175 Modified Pace Analytical Services - Indianapolis								
Ethane	ND	ug/L	10.0	3.8	1		09/19/23 17:51	74-84-0	
Ethene	ND	ug/L	10.0	7.1	1		09/19/23 17:51	74-85-1	
Methane	ND	ug/L	10.0	5.5	1		09/19/23 17:51	74-82-8	
8260 MSV Indiana	Analytical Method: EPA 5030/8260 Pace Analytical Services - Indianapolis								
Benzene	ND	ug/L	5.0	0.53	1		09/19/23 16:49	71-43-2	
Carbon tetrachloride	ND	ug/L	5.0	0.42	1		09/19/23 16:49	56-23-5	
Chlorobenzene	ND	ug/L	5.0	0.30	1		09/19/23 16:49	108-90-7	
Chloroform	ND	ug/L	5.0	0.39	1		09/19/23 16:49	67-66-3	
1,1-Dichloroethane	ND	ug/L	5.0	0.31	1		09/19/23 16:49	75-34-3	
1,1-Dichloroethene	**1.4J**	ug/L	5.0	0.18	1		09/19/23 16:49	75-35-4	
cis-1,2-Dichloroethene	**230**	ug/L	5.0	0.31	1		09/19/23 16:49	156-59-2	
trans-1,2-Dichloroethene	**21.7**	ug/L	5.0	0.30	1		09/19/23 16:49	156-60-5	
Ethylbenzene	ND	ug/L	5.0	0.26	1		09/19/23 16:49	100-41-4	
Naphthalene	ND	ug/L	1.2	0.79	1		09/19/23 16:49	91-20-3	L1
Tetrachloroethene	ND	ug/L	5.0	0.30	1		09/19/23 16:49	127-18-4	
Toluene	ND	ug/L	5.0	0.29	1		09/19/23 16:49	108-88-3	
1,1,1-Trichloroethane	ND	ug/L	5.0	0.43	1		09/19/23 16:49	71-55-6	
Trichloroethene	ND	ug/L	5.0	0.55	1		09/19/23 16:49	79-01-6	
Vinyl chloride	**0.56J**	ug/L	2.0	0.19	1		09/19/23 16:49	75-01-4	
m&p-Xylene	ND	ug/L	5.0	0.34	1		09/19/23 16:49	179601-23-1	
o-Xylene	ND	ug/L	5.0	0.17	1		09/19/23 16:49	95-47-6	
Surrogates									
Dibromofluoromethane (S)	115	%.	82-128		1		09/19/23 16:49	1868-53-7	
4-Bromofluorobenzene (S)	101	%.	79-124		1		09/19/23 16:49	460-00-4	
Toluene-d8 (S)	98	%.	73-122		1		09/19/23 16:49	2037-26-5	

REPORT OF LABORATORY ANALYSIS

This report shall not be reproduced, except in full,
without the written consent of Pace Analytical Services, LLC.

Pace Analytical Services, LLC
7726 Moller Road
Indianapolis, IN 46268
(317)228-3100

ANALYTICAL RESULTS

Project: Schneider Electric, Peru, IN
Pace Project No.: 50354068

Sample: MW-36S-20230914 **Lab ID: 50354068008** Collected: 09/14/23 10:33 Received: 09/15/23 17:15 Matrix: Water

Parameters	Results	Units	Report Limit	MDL	DF	Prepared	Analyzed	CAS No.	Qual
RSK 175 Headspace	Analytical Method: RSK 175 Modified Pace Analytical Services - Indianapolis								
Ethane	ND	ug/L	10.0	3.8	1		09/19/23 18:10	74-84-0	
Ethene	ND	ug/L	10.0	7.1	1		09/19/23 18:10	74-85-1	
Methane	ND	ug/L	10.0	5.5	1		09/19/23 18:10	74-82-8	
8260 MSV Indiana	Analytical Method: EPA 5030/8260 Pace Analytical Services - Indianapolis								
Benzene	ND	ug/L	5.0	0.53	1		09/19/23 17:24	71-43-2	
Carbon tetrachloride	ND	ug/L	5.0	0.42	1		09/19/23 17:24	56-23-5	
Chlorobenzene	ND	ug/L	5.0	0.30	1		09/19/23 17:24	108-90-7	
Chloroform	ND	ug/L	5.0	0.39	1		09/19/23 17:24	67-66-3	
1,1-Dichloroethane	ND	ug/L	5.0	0.31	1		09/19/23 17:24	75-34-3	
1,1-Dichloroethene	ND	ug/L	5.0	0.18	1		09/19/23 17:24	75-35-4	
cis-1,2-Dichloroethene	**75.0**	ug/L	5.0	0.31	1		09/19/23 17:24	156-59-2	
trans-1,2-Dichloroethene	**0.68J**	ug/L	5.0	0.30	1		09/19/23 17:24	156-60-5	
Ethylbenzene	ND	ug/L	5.0	0.26	1		09/19/23 17:24	100-41-4	
Naphthalene	ND	ug/L	1.2	0.79	1		09/19/23 17:24	91-20-3	L1
Tetrachloroethene	ND	ug/L	5.0	0.30	1		09/19/23 17:24	127-18-4	
Toluene	ND	ug/L	5.0	0.29	1		09/19/23 17:24	108-88-3	
1,1,1-Trichloroethane	ND	ug/L	5.0	0.43	1		09/19/23 17:24	71-55-6	
Trichloroethene	ND	ug/L	5.0	0.55	1		09/19/23 17:24	79-01-6	
Vinyl chloride	**13.4**	ug/L	2.0	0.19	1		09/19/23 17:24	75-01-4	
m&p-Xylene	ND	ug/L	5.0	0.34	1		09/19/23 17:24	179601-23-1	
o-Xylene	ND	ug/L	5.0	0.17	1		09/19/23 17:24	95-47-6	
Surrogates									
Dibromofluoromethane (S)	115	%.	82-128		1		09/19/23 17:24	1868-53-7	
4-Bromofluorobenzene (S)	98	%.	79-124		1		09/19/23 17:24	460-00-4	
Toluene-d8 (S)	99	%.	73-122		1		09/19/23 17:24	2037-26-5	

REPORT OF LABORATORY ANALYSIS

This report shall not be reproduced, except in full,
without the written consent of Pace Analytical Services, LLC.

Pace Analytical Services, LLC
7726 Moller Road
Indianapolis, IN 46268
(317)228-3100

ANALYTICAL RESULTS

Project: Schneider Electric, Peru, IN
Pace Project No.: 50354068

Sample: MW-36D-20230914 **Lab ID: 50354068009** Collected: 09/14/23 11:33 Received: 09/15/23 17:15 Matrix: Water

Parameters	Results	Units	Report Limit	MDL	DF	Prepared	Analyzed	CAS No.	Qual
RSK 175 Headspace	Analytical Method: RSK 175 Modified Pace Analytical Services - Indianapolis								
Ethane	ND	ug/L	10.0	3.8	1		09/19/23 18:30	74-84-0	
Ethene	ND	ug/L	10.0	7.1	1		09/19/23 18:30	74-85-1	
Methane	**16.2**	ug/L	10.0	5.5	1		09/19/23 18:30	74-82-8	
8260 MSV Indiana	Analytical Method: EPA 5030/8260 Pace Analytical Services - Indianapolis								
Benzene	ND	ug/L	5.0	0.53	1		09/19/23 17:58	71-43-2	
Carbon tetrachloride	ND	ug/L	5.0	0.42	1		09/19/23 17:58	56-23-5	
Chlorobenzene	ND	ug/L	5.0	0.30	1		09/19/23 17:58	108-90-7	
Chloroform	ND	ug/L	5.0	0.39	1		09/19/23 17:58	67-66-3	
1,1-Dichloroethane	ND	ug/L	5.0	0.31	1		09/19/23 17:58	75-34-3	
1,1-Dichloroethene	**3.3J**	ug/L	5.0	0.18	1		09/19/23 17:58	75-35-4	
cis-1,2-Dichloroethene	**1070**	ug/L	50.0	3.1	10		09/19/23 18:33	156-59-2	
trans-1,2-Dichloroethene	**4.4J**	ug/L	5.0	0.30	1		09/19/23 17:58	156-60-5	
Ethylbenzene	ND	ug/L	5.0	0.26	1		09/19/23 17:58	100-41-4	
Naphthalene	ND	ug/L	1.2	0.79	1		09/19/23 17:58	91-20-3	L1
Tetrachloroethene	ND	ug/L	5.0	0.30	1		09/19/23 17:58	127-18-4	
Toluene	ND	ug/L	5.0	0.29	1		09/19/23 17:58	108-88-3	
1,1,1-Trichloroethane	ND	ug/L	5.0	0.43	1		09/19/23 17:58	71-55-6	
Trichloroethene	ND	ug/L	5.0	0.55	1		09/19/23 17:58	79-01-6	
Vinyl chloride	**80.3**	ug/L	2.0	0.19	1		09/19/23 17:58	75-01-4	
m&p-Xylene	ND	ug/L	5.0	0.34	1		09/19/23 17:58	179601-23-1	
o-Xylene	ND	ug/L	5.0	0.17	1		09/19/23 17:58	95-47-6	
Surrogates									
Dibromofluoromethane (S)	116	%.	82-128		1		09/19/23 17:58	1868-53-7	
4-Bromofluorobenzene (S)	100	%.	79-124		1		09/19/23 17:58	460-00-4	
Toluene-d8 (S)	99	%.	73-122		1		09/19/23 17:58	2037-26-5	

REPORT OF LABORATORY ANALYSIS

This report shall not be reproduced, except in full,
without the written consent of Pace Analytical Services, LLC.

Pace Analytical Services, LLC
7726 Moller Road
Indianapolis, IN 46268
(317)228-3100

ANALYTICAL RESULTS

Project: Schneider Electric, Peru, IN
Pace Project No.: 50354068

Sample: MW-45S-20230914 **Lab ID: 50354068010** Collected: 09/14/23 11:20 Received: 09/15/23 17:15 Matrix: Water

Parameters	Results	Units	Report Limit	MDL	DF	Prepared	Analyzed	CAS No.	Qual
RSK 175 Headspace	Analytical Method: RSK 175 Modified Pace Analytical Services - Indianapolis								
Ethane	ND	ug/L	10.0	3.8	1		09/19/23 19:08	74-84-0	
Ethene	ND	ug/L	10.0	7.1	1		09/19/23 19:08	74-85-1	
Methane	ND	ug/L	10.0	5.5	1		09/19/23 19:08	74-82-8	
8260 MSV Indiana	Analytical Method: EPA 5030/8260 Pace Analytical Services - Indianapolis								
Benzene	ND	ug/L	5.0	0.53	1		09/19/23 19:08	71-43-2	
Carbon tetrachloride	ND	ug/L	5.0	0.42	1		09/19/23 19:08	56-23-5	
Chlorobenzene	ND	ug/L	5.0	0.30	1		09/19/23 19:08	108-90-7	
Chloroform	ND	ug/L	5.0	0.39	1		09/19/23 19:08	67-66-3	
1,1-Dichloroethane	ND	ug/L	5.0	0.31	1		09/19/23 19:08	75-34-3	
1,1-Dichloroethene	ND	ug/L	5.0	0.18	1		09/19/23 19:08	75-35-4	
cis-1,2-Dichloroethene	**84.3**	ug/L	5.0	0.31	1		09/19/23 19:08	156-59-2	
trans-1,2-Dichloroethene	**2.1J**	ug/L	5.0	0.30	1		09/19/23 19:08	156-60-5	
Ethylbenzene	ND	ug/L	5.0	0.26	1		09/19/23 19:08	100-41-4	
Naphthalene	ND	ug/L	1.2	0.79	1		09/19/23 19:08	91-20-3	L1
Tetrachloroethene	ND	ug/L	5.0	0.30	1		09/19/23 19:08	127-18-4	
Toluene	ND	ug/L	5.0	0.29	1		09/19/23 19:08	108-88-3	
1,1,1-Trichloroethane	ND	ug/L	5.0	0.43	1		09/19/23 19:08	71-55-6	
Trichloroethene	**49.9**	ug/L	5.0	0.55	1		09/19/23 19:08	79-01-6	
Vinyl chloride	ND	ug/L	2.0	0.19	1		09/19/23 19:08	75-01-4	
m&p-Xylene	ND	ug/L	5.0	0.34	1		09/19/23 19:08	179601-23-1	
o-Xylene	ND	ug/L	5.0	0.17	1		09/19/23 19:08	95-47-6	
Surrogates									
Dibromofluoromethane (S)	114	%.	82-128		1		09/19/23 19:08	1868-53-7	
4-Bromofluorobenzene (S)	99	%.	79-124		1		09/19/23 19:08	460-00-4	
Toluene-d8 (S)	99	%.	73-122		1		09/19/23 19:08	2037-26-5	

REPORT OF LABORATORY ANALYSIS

This report shall not be reproduced, except in full,
without the written consent of Pace Analytical Services, LLC.

Pace Analytical Services, LLC
7726 Moller Road
Indianapolis, IN 46268
(317)228-3100

ANALYTICAL RESULTS

Project: Schneider Electric, Peru, IN
Pace Project No.: 50354068

Sample: MW-45D-20230914 **Lab ID: 50354068011** Collected: 09/14/23 13:15 Received: 09/15/23 17:15 Matrix: Water

Parameters	Results	Units	Report Limit	MDL	DF	Prepared	Analyzed	CAS No.	Qual
RSK 175 Headspace	Analytical Method: RSK 175 Modified Pace Analytical Services - Indianapolis								
Ethane	ND	ug/L	10.0	3.8	1		09/19/23 19:28	74-84-0	
Ethene	ND	ug/L	10.0	7.1	1		09/19/23 19:28	74-85-1	
Methane	ND	ug/L	10.0	5.5	1		09/19/23 19:28	74-82-8	
8260 MSV Indiana	Analytical Method: EPA 5030/8260 Pace Analytical Services - Indianapolis								
Benzene	ND	ug/L	5.0	0.53	1		09/19/23 19:43	71-43-2	
Carbon tetrachloride	ND	ug/L	5.0	0.42	1		09/19/23 19:43	56-23-5	
Chlorobenzene	ND	ug/L	5.0	0.30	1		09/19/23 19:43	108-90-7	
Chloroform	ND	ug/L	5.0	0.39	1		09/19/23 19:43	67-66-3	
1,1-Dichloroethane	ND	ug/L	5.0	0.31	1		09/19/23 19:43	75-34-3	
1,1-Dichloroethene	ND	ug/L	5.0	0.18	1		09/19/23 19:43	75-35-4	
cis-1,2-Dichloroethene	**26.2**	ug/L	5.0	0.31	1		09/19/23 19:43	156-59-2	
trans-1,2-Dichloroethene	**0.63J**	ug/L	5.0	0.30	1		09/19/23 19:43	156-60-5	
Ethylbenzene	ND	ug/L	5.0	0.26	1		09/19/23 19:43	100-41-4	
Naphthalene	ND	ug/L	1.2	0.79	1		09/19/23 19:43	91-20-3	L1
Tetrachloroethene	ND	ug/L	5.0	0.30	1		09/19/23 19:43	127-18-4	
Toluene	ND	ug/L	5.0	0.29	1		09/19/23 19:43	108-88-3	
1,1,1-Trichloroethane	ND	ug/L	5.0	0.43	1		09/19/23 19:43	71-55-6	
Trichloroethene	ND	ug/L	5.0	0.55	1		09/19/23 19:43	79-01-6	
Vinyl chloride	**11.3**	ug/L	2.0	0.19	1		09/19/23 19:43	75-01-4	
m&p-Xylene	ND	ug/L	5.0	0.34	1		09/19/23 19:43	179601-23-1	
o-Xylene	ND	ug/L	5.0	0.17	1		09/19/23 19:43	95-47-6	
Surrogates									
Dibromofluoromethane (S)	111	%.	82-128		1		09/19/23 19:43	1868-53-7	
4-Bromofluorobenzene (S)	99	%.	79-124		1		09/19/23 19:43	460-00-4	
Toluene-d8 (S)	98	%.	73-122		1		09/19/23 19:43	2037-26-5	

REPORT OF LABORATORY ANALYSIS

This report shall not be reproduced, except in full,
without the written consent of Pace Analytical Services, LLC.

Pace Analytical Services, LLC
7726 Moller Road
Indianapolis, IN 46268
(317)228-3100

ANALYTICAL RESULTS

Project: Schneider Electric, Peru, IN
Pace Project No.: 50354068

Sample: MW-33-20230914 **Lab ID: 50354068012** Collected: 09/14/23 12:50 Received: 09/15/23 17:15 Matrix: Water

Parameters	Results	Units	Report Limit	MDL	DF	Prepared	Analyzed	CAS No.	Qual
RSK 175 Headspace	Analytical Method: RSK 175 Modified Pace Analytical Services - Indianapolis								
Ethane	ND	ug/L	10.0	3.8	1		09/19/23 19:47	74-84-0	
Ethene	ND	ug/L	10.0	7.1	1		09/19/23 19:47	74-85-1	
Methane	ND	ug/L	10.0	5.5	1		09/19/23 19:47	74-82-8	
8260 MSV Indiana	Analytical Method: EPA 5030/8260 Pace Analytical Services - Indianapolis								
Benzene	ND	ug/L	5.0	0.53	1		09/19/23 20:17	71-43-2	
Carbon tetrachloride	ND	ug/L	5.0	0.42	1		09/19/23 20:17	56-23-5	
Chlorobenzene	ND	ug/L	5.0	0.30	1		09/19/23 20:17	108-90-7	
Chloroform	ND	ug/L	5.0	0.39	1		09/19/23 20:17	67-66-3	
1,1-Dichloroethane	ND	ug/L	5.0	0.31	1		09/19/23 20:17	75-34-3	
1,1-Dichloroethene	ND	ug/L	5.0	0.18	1		09/19/23 20:17	75-35-4	
cis-1,2-Dichloroethene	**71.4**	ug/L	5.0	0.31	1		09/19/23 20:17	156-59-2	M1
trans-1,2-Dichloroethene	**1.9J**	ug/L	5.0	0.30	1		09/19/23 20:17	156-60-5	
Ethylbenzene	ND	ug/L	5.0	0.26	1		09/19/23 20:17	100-41-4	
Naphthalene	ND	ug/L	1.2	0.79	1		09/19/23 20:17	91-20-3	L1
Tetrachloroethene	ND	ug/L	5.0	0.30	1		09/19/23 20:17	127-18-4	
Toluene	ND	ug/L	5.0	0.29	1		09/19/23 20:17	108-88-3	
1,1,1-Trichloroethane	ND	ug/L	5.0	0.43	1		09/19/23 20:17	71-55-6	
Trichloroethene	ND	ug/L	5.0	0.55	1		09/19/23 20:17	79-01-6	
Vinyl chloride	**11.4**	ug/L	2.0	0.19	1		09/19/23 20:17	75-01-4	
m&p-Xylene	ND	ug/L	5.0	0.34	1		09/19/23 20:17	179601-23-1	
o-Xylene	ND	ug/L	5.0	0.17	1		09/19/23 20:17	95-47-6	
Surrogates									
Dibromofluoromethane (S)	112	%.	82-128		1		09/19/23 20:17	1868-53-7	
4-Bromofluorobenzene (S)	100	%.	79-124		1		09/19/23 20:17	460-00-4	
Toluene-d8 (S)	98	%.	73-122		1		09/19/23 20:17	2037-26-5	

REPORT OF LABORATORY ANALYSIS

This report shall not be reproduced, except in full,
without the written consent of Pace Analytical Services, LLC.

Pace Analytical Services, LLC
7726 Moller Road
Indianapolis, IN 46268
(317)228-3100

QUALITY CONTROL DATA

Project: Schneider Electric, Peru, IN
Pace Project No.: 50354068

QC Batch: 753337
QC Batch Method: RSK 175 Modified
Analysis Method: RSK 175 Modified
Analysis Description: RSK 175 HEADSPACE
Laboratory: Pace Analytical Services - Indianapolis
Associated Lab Samples: 50354068001, 50354068002, 50354068003, 50354068004, 50354068005, 50354068006, 50354068007, 50354068008, 50354068009, 50354068010, 50354068011, 50354068012

METHOD BLANK: 3452384 Matrix: Water
Associated Lab Samples: 50354068001, 50354068002, 50354068003, 50354068004, 50354068005, 50354068006, 50354068007, 50354068008, 50354068009, 50354068010, 50354068011, 50354068012

Parameter	Units	Blank Result	Reporting Limit	MDL	Analyzed	Qualifiers
Ethane	ug/L	ND	10.0	3.8	09/19/23 13:48	
Ethene	ug/L	ND	10.0	7.1	09/19/23 13:48	
Methane	ug/L	ND	10.0	5.5	09/19/23 13:48	

LABORATORY CONTROL SAMPLE: 3452385

Parameter	Units	Spike Conc.	LCS Result	LCS % Rec	% Rec Limits	Qualifiers
Ethane	ug/L	1980	2020	102	68-135	
Ethene	ug/L	2250	2470	110	79-128	
Methane	ug/L	1980	1940	98	64-132	

SAMPLE DUPLICATE: 3452442

Parameter	Units	50353967010 Result	Dup Result	RPD	Max RPD	Qualifiers
Ethane	ug/L	ND	ND		20	
Ethene	ug/L	ND	ND		20	
Methane	ug/L	ND	ND		20	

Results presented on this page are in the units indicated by the "Units" column except where an alternate unit is presented to the right of the result.

REPORT OF LABORATORY ANALYSIS

This report shall not be reproduced, except in full,
without the written consent of Pace Analytical Services, LLC.

Pace Analytical Services, LLC
7726 Moller Road
Indianapolis, IN 46268
(317)228-3100

QUALITY CONTROL DATA

Project: Schneider Electric, Peru, IN
Pace Project No.: 50354068

QC Batch: 753298
QC Batch Method: EPA 5030/8260
Analysis Method: EPA 5030/8260
Analysis Description: 8260 MSV
Laboratory: Pace Analytical Services - Indianapolis
Associated Lab Samples: 50354068001, 50354068002, 50354068003, 50354068004, 50354068005, 50354068006, 50354068007, 50354068008, 50354068009, 50354068010, 50354068011, 50354068012

METHOD BLANK: 3452212 Matrix: Water
Associated Lab Samples: 50354068001, 50354068002, 50354068003, 50354068004, 50354068005, 50354068006, 50354068007, 50354068008, 50354068009, 50354068010, 50354068011, 50354068012

Parameter	Units	Blank Result	Reporting Limit	MDL	Analyzed	Qualifiers
1,1,1-Trichloroethane	ug/L	ND	5.0	0.43	09/19/23 11:37	
1,1-Dichloroethane	ug/L	ND	5.0	0.31	09/19/23 11:37	
1,1-Dichloroethene	ug/L	ND	5.0	0.18	09/19/23 11:37	
Benzene	ug/L	ND	5.0	0.53	09/19/23 11:37	
Carbon tetrachloride	ug/L	ND	5.0	0.42	09/19/23 11:37	
Chlorobenzene	ug/L	ND	5.0	0.30	09/19/23 11:37	
Chloroform	ug/L	ND	5.0	0.39	09/19/23 11:37	
cis-1,2-Dichloroethene	ug/L	ND	5.0	0.31	09/19/23 11:37	
Ethylbenzene	ug/L	ND	5.0	0.26	09/19/23 11:37	
m&p-Xylene	ug/L	ND	5.0	0.34	09/19/23 11:37	
Naphthalene	ug/L	ND	1.2	0.79	09/19/23 11:37	
o-Xylene	ug/L	ND	5.0	0.17	09/19/23 11:37	
Tetrachloroethene	ug/L	ND	5.0	0.30	09/19/23 11:37	
Toluene	ug/L	ND	5.0	0.29	09/19/23 11:37	
trans-1,2-Dichloroethene	ug/L	ND	5.0	0.30	09/19/23 11:37	
Trichloroethene	ug/L	ND	5.0	0.55	09/19/23 11:37	
Vinyl chloride	ug/L	ND	2.0	0.19	09/19/23 11:37	
4-Bromofluorobenzene (S)	%.	101	79-124		09/19/23 11:37	
Dibromofluoromethane (S)	%.	111	82-128		09/19/23 11:37	
Toluene-d8 (S)	%.	97	73-122		09/19/23 11:37	

LABORATORY CONTROL SAMPLE: 3452213

Parameter	Units	Spike Conc.	LCS Result	LCS % Rec	% Rec Limits	Qualifiers
1,1,1-Trichloroethane	ug/L	50	59.8	120	76-127	
1,1-Dichloroethane	ug/L	50	54.5	109	76-123	
1,1-Dichloroethene	ug/L	50	47.1	94	73-133	
Benzene	ug/L	50	60.5	121	74-124	
Carbon tetrachloride	ug/L	50	60.2	120	78-132	
Chlorobenzene	ug/L	50	57.5	115	77-121	
Chloroform	ug/L	50	54.0	108	75-118	
cis-1,2-Dichloroethene	ug/L	50	55.3	111	76-125	
Ethylbenzene	ug/L	50	58.2	116	74-125	
m&p-Xylene	ug/L	100	110	110	72-123	
Naphthalene	ug/L	50	71.1	142	70-132	L1
o-Xylene	ug/L	50	54.8	110	74-124	
Tetrachloroethene	ug/L	50	59.1	118	73-132	

Results presented on this page are in the units indicated by the "Units" column except where an alternate unit is presented to the right of the result.

REPORT OF LABORATORY ANALYSIS

This report shall not be reproduced, except in full,
without the written consent of Pace Analytical Services, LLC.

Pace Analytical Services, LLC
7726 Moller Road
Indianapolis, IN 46268
(317)228-3100

QUALITY CONTROL DATA

Project: Schneider Electric, Peru, IN
Pace Project No.: 50354068

LABORATORY CONTROL SAMPLE: 3452213

Parameter	Units	Spike Conc.	LCS Result	LCS % Rec	% Rec Limits	Qualifiers
Toluene	ug/L	50	55.1	110	72-119	
trans-1,2-Dichloroethene	ug/L	50	53.9	108	74-125	
Trichloroethene	ug/L	50	62.9	126	75-127	
Vinyl chloride	ug/L	50	51.3	103	48-133	
4-Bromofluorobenzene (S)	%.			96	79-124	
Dibromofluoromethane (S)	%.			99	82-128	
Toluene-d8 (S)	%.			98	73-122	

MATRIX SPIKE & MATRIX SPIKE DUPLICATE: 3452214 3452215

Parameter	Units	50354068012 Result	MS Spike Conc.	MSD Spike Conc.	MS Result	MSD Result	MS % Rec	MSD % Rec	% Rec Limits	RPD	Max RPD	Qual
1,1,1-Trichloroethane	ug/L	ND	50	50	46.6	46.6	93	93	63-138	0	20	
1,1-Dichloroethane	ug/L	ND	50	50	44.5	43.0	89	86	64-138	4	20	
1,1-Dichloroethene	ug/L	ND	50	50	37.4	37.2	75	74	65-139	1	20	
Benzene	ug/L	ND	50	50	50.1	48.7	100	97	65-137	3	20	
Carbon tetrachloride	ug/L	ND	50	50	46.3	46.1	93	92	65-156	0	20	
Chlorobenzene	ug/L	ND	50	50	45.6	43.8	91	88	54-135	4	20	
Chloroform	ug/L	ND	50	50	45.9	44.5	92	89	64-133	3	20	
cis-1,2-Dichloroethene	ug/L	71.4	50	50	103	100	64	57	59-141	3	20	M1
Ethylbenzene	ug/L	ND	50	50	42.8	40.9	86	82	50-143	5	20	
m&p-Xylene	ug/L	ND	100	100	81.8	77.1	82	77	49-137	6	20	
Naphthalene	ug/L	ND	50	50	54.0	53.4	108	107	51-135	1	20	
o-Xylene	ug/L	ND	50	50	42.0	39.9	84	80	53-142	5	20	
Tetrachloroethene	ug/L	ND	50	50	43.9	42.1	88	84	43-149	4	20	
Toluene	ug/L	ND	50	50	44.4	42.6	89	85	57-137	4	20	
trans-1,2-Dichloroethene	ug/L	1.9J	50	50	43.7	41.8	84	80	63-133	4	20	
Trichloroethene	ug/L	ND	50	50	50.1	49.2	100	98	52-145	2	20	
Vinyl chloride	ug/L	11.4	50	50	51.3	50.0	80	77	43-139	2	20	
4-Bromofluorobenzene (S)	%.						96	95	79-124			
Dibromofluoromethane (S)	%.						95	94	82-128			
Toluene-d8 (S)	%.						100	99	73-122			

Results presented on this page are in the units indicated by the "Units" column except where an alternate unit is presented to the right of the result.

REPORT OF LABORATORY ANALYSIS

This report shall not be reproduced, except in full,
without the written consent of Pace Analytical Services, LLC.

Pace Analytical Services, LLC
7726 Moller Road
Indianapolis, IN 46268
(317)228-3100

QUALIFIERS

Project: Schneider Electric, Peru, IN
Pace Project No.: 50354068

DEFINITIONS

DF - Dilution Factor, if reported, represents the factor applied to the reported data due to dilution of the sample aliquot.

ND - Not Detected at or above adjusted reporting limit.

TNTC - Too Numerous To Count

J - Estimated concentration above the adjusted method detection limit and below the adjusted reporting limit.

MDL - Adjusted Method Detection Limit.

PQL - Practical Quantitation Limit.

RL - Reporting Limit - The lowest concentration value that meets project requirements for quantitative data with known precision and bias for a specific analyte in a specific matrix.

S - Surrogate

1,2-Diphenylhydrazine decomposes to and cannot be separated from Azobenzene using Method 8270. The result for each analyte is a combined concentration.

Consistent with EPA guidelines, unrounded data are displayed and have been used to calculate % recovery and RPD values.

LCS(D) - Laboratory Control Sample (Duplicate)

MS(D) - Matrix Spike (Duplicate)

DUP - Sample Duplicate

RPD - Relative Percent Difference

NC - Not Calculable.

SG - Silica Gel - Clean-Up

U - Indicates the compound was analyzed for, but not detected.

N-Nitrosodiphenylamine decomposes and cannot be separated from Diphenylamine using Method 8270. The result reported for each analyte is a combined concentration.

Reported results are not rounded until the final step prior to reporting. Therefore, calculated parameters that are typically reported as "Total" may vary slightly from the sum of the reported component parameters.

Pace Analytical is TNI accredited. Contact your Pace PM for the current list of accredited analytes.

TNI - The NELAC Institute.

ANALYTE QUALIFIERS

L1	Analyte recovery in the laboratory control sample (LCS) was above QC limits. Results for this analyte in associated samples may be biased high.
M1	Matrix spike recovery exceeded QC limits. Batch accepted based on laboratory control sample (LCS) recovery.

This report shall not be reproduced, except in full,
without the written consent of Pace Analytical Services, LLC.

Pace Analytical Services, LLC
7726 Moller Road
Indianapolis, IN 46268
(317)228-3100

QUALITY CONTROL DATA CROSS REFERENCE TABLE

Project: Schneider Electric, Peru, IN
Pace Project No.: 50354068

Lab ID	Sample ID	QC Batch Method	QC Batch	Analytical Method	Analytical Batch
50354068001	**MW-32S-20230912**	RSK 175 Modified	753337		
50354068002	**MW-32D-20230912**	RSK 175 Modified	753337		
50354068003	**DUP-1-20230912**	RSK 175 Modified	753337		
50354068004	**MW-34S-20230912**	RSK 175 Modified	753337		
50354068005	**MW-34D-20230912**	RSK 175 Modified	753337		
50354068006	**MW-35S-20230912**	RSK 175 Modified	753337		
50354068007	**MW-35D-20230912**	RSK 175 Modified	753337		
50354068008	**MW-36S-20230914**	RSK 175 Modified	753337		
50354068009	**MW-36D-20230914**	RSK 175 Modified	753337		
50354068010	**MW-45S-20230914**	RSK 175 Modified	753337		
50354068011	**MW-45D-20230914**	RSK 175 Modified	753337		
50354068012	**MW-33-20230914**	RSK 175 Modified	753337		
50354068001	**MW-32S-20230912**	EPA 5030/8260	753298		
50354068002	**MW-32D-20230912**	EPA 5030/8260	753298		
50354068003	**DUP-1-20230912**	EPA 5030/8260	753298		
50354068004	**MW-34S-20230912**	EPA 5030/8260	753298		
50354068005	**MW-34D-20230912**	EPA 5030/8260	753298		
50354068006	**MW-35S-20230912**	EPA 5030/8260	753298		
50354068007	**MW-35D-20230912**	EPA 5030/8260	753298		
50354068008	**MW-36S-20230914**	EPA 5030/8260	753298		
50354068009	**MW-36D-20230914**	EPA 5030/8260	753298		
50354068010	**MW-45S-20230914**	EPA 5030/8260	753298		
50354068011	**MW-45D-20230914**	EPA 5030/8260	753298		
50354068012	**MW-33-20230914**	EPA 5030/8260	753298		

This report shall not be reproduced, except in full,
without the written consent of Pace Analytical Services, LLC.

WO# : 50354068

50354068

Pace Analytical
WWW.PACELABS.COM

Submitting a s

-CUSTODY / Analytical Request Document

ustody is a LEGAL DOCUMENT. All relevant fields must be completed accurately.
f the Pace Terms and Conditions found at https://info.pacelabs.com/hubfs/pas-standard-terms.pdf.

Section A
Required Client Information:

Company: Environmental Resource Management	Report To:	Attention: Accounts Payable	
Address: 8425 Woodfield Crossing Blvd, Suite 560-West	Copy To: Erika Smith (erika.smith@erm.com),	Company Name: ERM	
Indianapolis, IN 46240	Caitlin Tillema (caitlin.tillema@erm.com)	Address:	Regulatory Agency
Email: aaron.friedrich@erm.com	Purchase Order #:	Pace Quote:	
Phone: 317-706-2000 Fax:	Project Name: Schneider Electric, Peru, IN	Pace Project Manager: kenneth.hunt@pacelabs.com	State / Location
Requested Due Date: Standard 10 Day	Project #:	Pace Profile #: 4692 Line 7	IN

Section C
Invoice Information:

ITEM #	SAMPLE ID (One Character per box. (A-Z, 0-9 / , -) Sample Ids must be unique)	MATRIX CODE (see valid codes to left)	SAMPLE TYPE (G=GRAB C=COMP)	COLLECTED DATE	COLLECTED TIME	SAMPLE TEMP AT COLLECTION	# OF CONTAINERS	Preservatives: Unpreserved	H2SO4	HNO3	HCl	NaOH	Na2S2O3	Methanol	Other	Analyses Test Y/N	VOC 8260 (Short List)	Dissolved Gases	Residual Chlorine (Y/N)
	MATRIX CODE: Drinking Water DW, Water WT, Waste Water WW, Product P, Soil/Solid SL, Oil OL, Wipe WP, Air AR, Other OT, Tissue TS															Requested Analysis Filtered (Y/N)			
1	MW-32S-20230912	WT	G	9/12/2023	1213		6	3			3						X	X	
2	MW-32D-20230912	WT	G	9/12/2023	1315		6	3			3						X	X	
3	DUP-1-20230912	WT	G	9/12/2023			6	3			3						X	X	
4	MW-34S-20230912	WT	G	9/12/2023	1427		6	3			3						X	X	
5	MW-34D-20230912	WT	G	9/12/2023	1558		6	3			3						X	X	
6	MW-35S-20230912	WT	G	9/12/2023	1450		6	3			3						X	X	
7	MW-35D-20230912	WT	G	9/12/2023	1610		6	3			3						X	X	
8	MW-36S-20230914	WT	G	9/14/2023	1033		6	3			3						X	X	
9	MW-36D-20230914	WT	G	9/14/2023	1133		6	3			3						X	X	
10	MW-45S-20230914	WT	G	9/14/2023	1120		6	3			3						X	X	
11	MW-45D-20230914	WT	G	9/14/2023	1315		6	3			3						X	X	
12	MW-33-20230914	WT	G	9/14/2023	1250		6	3			3						X	X	

ADDITIONAL COMMENTS	RELINQUISHED BY / AFFILIATION	DATE	TIME	ACCEPTED BY / AFFILIATION	DATE	TIME	SAMPLE CONDITIONS: TEMP in C	Received on Ice (Y/N)	Custody Sealed Cooler (Y/N)	Samples Intact (Y/N)
	Christopher Radovic (ERM)	9/15/2023	1515	Aaron Seals (ERM)	9/15/2023	1536				
	Aaron Seals (ERM)	9/15/23	1715		9/15/23	1715	1.7	Y	N	Y

SAMPLER NAME AND SIGNATURE

PRINT Name of SAMPLER: Aaron Seals and Christopher Radovic

SIGNATURE of SAMPLER: DATE Signed: 9/15/2023

Pace

SAMPLE CONDITION UPON RECEIPT FORM

Date/Time and Initials of person examining contents: 9/15/23 1730 TW

1. **Courier:** ☐ FED EX ☐ UPS ☑ CLIENT ☐ PACE ☐ NOW/JETT ☐ OTHER _____

2. **Custody Seal on Cooler/Box Present:** ☐ Yes ☑ No

(If yes)Seals Intact: ☐ Yes ☐ No **(leave blank if no seals were present)**

3. **Thermometer:** 1 2 3 4 5 6 7 8 A B C D E F G H

4. **Cooler Temperature(s):** 1.8/1.7 | | | |

(Initial/Corrected) **RECORD TEMPS OF ALL COOLERS RECEIVED (use Comments below to add more)**

5. **Packing Material:** ☐ Bubble Wrap ☑ Bubble Bags ☐ None ☐ Other _____

6. **Ice Type:** ☑ Wet ☐ Blue ☐ None

7. **If temp. is over 6°C or under 0°C, was the PM notified?:** ☐ Yes ☐ No

Cooler temp should be above freezing to 6°C

All discrepancies will be written out in the comments section below.

	Yes	No		Yes	No	N/A
USDA Regulated Soils? (HI, ID, NY, WA, OR,CA, NM, TX, OK, AR, LA, TN, AL, MS, NC, SC, GA, FL, or Puerto Rico)		/	All containers needing acid/base preservation have been pH CHECKED?: **Exceptions: VOA, coliform, LLHg, O&G, RAD CHEM, and any container with a septum cap or preserved with HCl.** **Circle:** **HNO3 (<2) H2SO4 (<2) NaOH (>10) NaOH/ZnAc (>9)** Any non-conformance to pH recommendations will be noted on the container count form			
Short Hold Time Analysis (48 hours or less)? Analysis:		/				/
Time 5035A TC placed in Freezer or Short Holds To Lab	Time:			Present	Absent	N/A
			Residual Chlorine Check (SVOC 625 Pest/PCB 608)			/
Rush TAT Requested (4 days or less):		/	Residual Chlorine Check (Total/Amenable/Free Cyanide)			/
Custody Signatures Present?	/		Headspace Wisconsin Sulfide?			/
Containers Intact?:	/		Headspace in VOA Vials (>6mm): See Containter Count form for details	Present	Absent /	No VOA Vials Sent
Sample Label (IDs/Dates/Times) Match COC?: Except TCs, which only require sample ID	/		Trip Blank Present?		/	
Extra labels on Terracore Vials? (soils only)			Trip Blank Custody Seals?:			/

COMMENTS:

COC PAGE 1 of 1

Sample Container Count

** Place a RED dot on containers that are out of conformance **

			MeOH (only)						AMBER GLASS							PLASTIC									OTHER				Matrix	Nitric	Sulfuric	Sodium Hydroxide	Sodium Hydroxide/ ZnAc
			SBS																											Red	Yellow	Green	Black
			DI		VOA																											
COC Line Item	WGFU	WGKU BG1U	R	DG9H VG9H	VIAL HS >6mm	VG9U DG9U	VG9T	AG0U	AG1H	AG1U	AG3U	AG3S	AG3SF	AG3B	BP1U	BP1N	BP2U	BP3U	BP3N	BP3F	BP3S	BP3B	BP3Z	CG3H	CG3F	Syringe Kit			HNO3 <2	H2SO4 <2	NaOH >10	NaOH/Zn Ac >9
1				3		3																					WT				
2																															
3																															
4																															
5																															
6																															
7																															
8																															
9																															
10																															
11																															
12																															

Container Codes

Glass

DG9H	40mL HCl amber voa vial	BG1T	glass
DG9P	40mL TSP amber vial	BG1U	1L unpreserved glass
DG9S	40mL H2SO4 amber vial	CG3U	250mL Unpres Clear Glass
DG9T	40mL Na Thio amber vial	AG0U	100mL unpres amber glass
DG9U	40mL unpreserved amber vial	AG1H	1L HCl amber glass
VG9H	40mL HCl clear vial	AG1S	1L H2SO4 amber glass
VG9T	40mL Na Thio. clear vial	AG1T	1L Na Thiosulfate amber glass
VG9U	40mL unpreserved clear vial	AG1U	1liter unpres amber glass
I	40mL w/hexane wipe vial	AG2N	500mL HNO3 amber glass
WGKU	8oz unpreserved clear jar	AG2S	500mL H2SO4 amber glass
WGFU	4oz clear soil jar	AG2U	500mL unpres amber glass
JGFU	4oz unpreserved amber wide	AG3S	250mL H2SO4 amber glass
CG3H	250mL clear glass HCl	AG3SF	250mL H2SO4 amb glass -field filtered
CG3F	250mL clear glass HCl, Field Filter	AG3U	250mL unpres amber glass
BG1H	1L HCl clear glass	AG3B	250mL NaOH amber glass
BG1S	1L H2SO4 clear glass		

Plastic

BP1B	1L NaOH plastic	BP4U	125mL unpreserved plastic
BP1N	1L HNO3 plastic	BP4N	125mL HNO3 plastic
BP1S	1L H2SO4 plastic	BP4S	125mL H2SO4 plastic
BP1U	1L unpreserved plastic		
BP1Z	1L NaOH, Zn, Ac		
BP2N	500mL HNO3 plastic		
BP2C	500mL NaOH plastic		
BP2S	500mL H2SO4 plastic		
BP2U	500mL unpreserved plastic		
BP2Z	500mL NaOH, Zn Ac		
BP3B	250mL NaOH plastic		
BP3N	250mL HNO3 plastic		
BP3F	250mL HNO3 plastic-field filtered		
BP3U	250mL unpreserved plastic		
BP3S	250mL H2SO4 plastic		
BP3Z	250mL NaOH, ZnAc plastic		
BP3R	250mL Unpres FF SO4/OH buffer		

Miscellaneous

Syringe Kit	LL Cr+6 sampling kit
ZPLC	Ziploc Bag
R	Terracore Kit
SP5T	120mL Coliform Sodium Thiosulfate
GN	General Container
U	Summa Can (air sample)
WT	Water
SL	Solid
OL	Oil
NAL	Non-aqueous liquid
WP	Wipe

Pace Analytical Services, LLC
7726 Moller Road
Indianapolis, IN 46268
(317)228-3100

October 06, 2023

Mr. Aaron Friedrich
ERM, Inc.
8425 Woodfield Crossing Blvd
Suite 560-W
Indianapolis, IN 46240

RE: Project: Schneider Electric, Peru, IN
Pace Project No.: 50354070

Dear Mr. Friedrich:

Enclosed are the analytical results for sample(s) received by the laboratory on September 15, 2023. The results relate only to the samples included in this report. Results reported herein conform to the applicable TNI/NELAC Standards and the laboratory's Quality Manual, where applicable, unless otherwise noted in the body of the report.

The test results provided in this final report were generated by each of the following laboratories within the Pace Network:

- Pace Analytical Services - Indianapolis

If you have any questions concerning this report, please feel free to contact me.

Sincerely,



Kenneth Hunt
kenneth.hunt@pacelabs.com
(317)228-3120
Project Manager

Enclosures

cc: Ms. Meghan Eschbaugh@erm.com, ERM
Ms. Abigail Sheehan, ERM
Ms. Erika Smith, ERM
Ms. Caitlin Tillema, ERM
EDD Data User

Pace Analytical Services, LLC
7726 Moller Road
Indianapolis, IN 46268
(317)228-3100

CERTIFICATIONS

Project: Schneider Electric, Peru, IN
Pace Project No.: 50354070

Pace Analytical Services Indianapolis
7726 Moller Road, Indianapolis, IN 46268
Illinois Accreditation #: 200074
Indiana Drinking Water Laboratory #: C-49-06
Kansas/TNI Certification #: E-10177
Kentucky UST Agency Interest #: 80226
Kentucky WW Laboratory ID #: 98019
Michigan Drinking Water Laboratory #9050
Ohio VAP Certified Laboratory #: CL0065
Oklahoma Laboratory #: 9204
Texas Certification #: T104704355
Wisconsin Laboratory #: 999788130
USDA Foreign Soil Permit #: 525-23-13-23119
USDA Compliance Agreement #: IN-SL-22-001

This report shall not be reproduced, except in full,
without the written consent of Pace Analytical Services, LLC.

Pace Analytical Services, LLC
7726 Moller Road
Indianapolis, IN 46268
(317)228-3100

SAMPLE SUMMARY

Project: Schneider Electric, Peru, IN
Pace Project No.: 50354070

Lab ID	Sample ID	Matrix	Date Collected	Date Received
50354070001	**MW-39S-20230913**	Water	09/13/23 10:20	09/15/23 17:15
50354070002	**MW-39D-20230913**	Water	09/13/23 11:45	09/15/23 17:15
50354070003	**MW-38S-20230913**	Water	09/13/23 11:13	09/15/23 17:15
50354070004	**DUP-2-20230913**	Water	09/13/23 08:00	09/15/23 17:15
50354070005	**MW-38D-20230913**	Water	09/13/23 14:35	09/15/23 17:15
50354070006	**MW-40S-20230913**	Water	09/13/23 16:30	09/15/23 17:15
50354070007	**MW-40D-20230914**	Water	09/14/23 09:55	09/15/23 17:15

REPORT OF LABORATORY ANALYSIS

This report shall not be reproduced, except in full,
without the written consent of Pace Analytical Services, LLC.

Pace Analytical Services, LLC
7726 Moller Road
Indianapolis, IN 46268
(317)228-3100

SAMPLE ANALYTE COUNT

Project: Schneider Electric, Peru, IN
Pace Project No.: 50354070

Lab ID	Sample ID	Method	Analysts	Analytes Reported	Laboratory
50354070001	**MW-39S-20230913**	RSK 175 Modified	JRW	3	PASI-I
		EPA 5030/8260	DAP	20	PASI-I
		SM 5310C	ATS	1	PASI-I
50354070002	**MW-39D-20230913**	RSK 175 Modified	JRW	3	PASI-I
		EPA 5030/8260	DAP	20	PASI-I
		SM 5310C	ATS	1	PASI-I
50354070003	**MW-38S-20230913**	RSK 175 Modified	JRW	3	PASI-I
		EPA 5030/8260	DAP	20	PASI-I
		SM 5310C	ATS	1	PASI-I
50354070004	**DUP-2-20230913**	RSK 175 Modified	JRW	3	PASI-I
		EPA 5030/8260	DAP	20	PASI-I
		SM 5310C	ATS	1	PASI-I
50354070005	**MW-38D-20230913**	RSK 175 Modified	JRW	3	PASI-I
		EPA 5030/8260	DAP	20	PASI-I
		SM 5310C	ATS	1	PASI-I
50354070006	**MW-40S-20230913**	RSK 175 Modified	JRW	3	PASI-I
		EPA 5030/8260	DAP	20	PASI-I
		SM 5310C	ATS	1	PASI-I
50354070007	**MW-40D-20230914**	RSK 175 Modified	JRW	3	PASI-I
		EPA 5030/8260	DAP	20	PASI-I
		SM 5310C	ATS	1	PASI-I

PASI-I = Pace Analytical Services - Indianapolis

This report shall not be reproduced, except in full,
without the written consent of Pace Analytical Services, LLC.

Pace Analytical Services, LLC
7726 Moller Road
Indianapolis, IN 46268
(317)228-3100

SUMMARY OF DETECTION

Project: Schneider Electric, Peru, IN
Pace Project No.: 50354070

Lab Sample ID / Method	Client Sample ID / Parameters	Result	Units	Report Limit	Analyzed	Qualifiers
50354070001	**MW-39S-20230913**					
RSK 175 Modified	Ethane	4.4J	ug/L	10.0	09/21/23 13:27	
RSK 175 Modified	Methane	454	ug/L	10.0	09/21/23 13:27	
EPA 5030/8260	cis-1,2-Dichloroethene	78.9	ug/L	5.0	09/21/23 04:53	
EPA 5030/8260	trans-1,2-Dichloroethene	2.7J	ug/L	5.0	09/21/23 04:53	
EPA 5030/8260	Trichloroethene	43.3	ug/L	5.0	09/21/23 04:53	
SM 5310C	Total Organic Carbon	4.0	mg/L	1.0	10/05/23 13:13	
50354070002	**MW-39D-20230913**					
RSK 175 Modified	Ethane	4.7J	ug/L	10.0	09/21/23 14:05	
RSK 175 Modified	Methane	602	ug/L	10.0	09/21/23 14:05	
EPA 5030/8260	1,1-Dichloroethene	0.55J	ug/L	5.0	09/21/23 01:58	
EPA 5030/8260	cis-1,2-Dichloroethene	324	ug/L	25.0	09/21/23 12:21	
EPA 5030/8260	trans-1,2-Dichloroethene	4.8J	ug/L	5.0	09/21/23 01:58	
SM 5310C	Total Organic Carbon	5.0	mg/L	1.0	10/05/23 14:49	
50354070003	**MW-38S-20230913**					
RSK 175 Modified	Methane	527	ug/L	10.0	09/21/23 14:24	
EPA 5030/8260	cis-1,2-Dichloroethene	7.3	ug/L	5.0	09/21/23 02:27	
EPA 5030/8260	Trichloroethene	55.3	ug/L	5.0	09/21/23 02:27	
SM 5310C	Total Organic Carbon	2.1J	mg/L	4.0	10/05/23 15:28	D3
50354070004	**DUP-2-20230913**					
RSK 175 Modified	Ethane	4.1J	ug/L	10.0	09/21/23 14:44	
RSK 175 Modified	Methane	649	ug/L	10.0	09/21/23 14:44	
EPA 5030/8260	1,1-Dichloroethene	0.58J	ug/L	5.0	09/21/23 02:56	
EPA 5030/8260	cis-1,2-Dichloroethene	359	ug/L	50.0	09/21/23 03:26	
EPA 5030/8260	trans-1,2-Dichloroethene	4.2J	ug/L	5.0	09/21/23 02:56	
SM 5310C	Total Organic Carbon	5.3	mg/L	1.0	10/05/23 15:48	
50354070005	**MW-38D-20230913**					
RSK 175 Modified	Ethane	6.5J	ug/L	10.0	09/21/23 15:42	
RSK 175 Modified	Methane	1330	ug/L	10.0	09/21/23 15:42	
EPA 5030/8260	1,1-Dichloroethene	0.88J	ug/L	5.0	09/21/23 03:55	
EPA 5030/8260	cis-1,2-Dichloroethene	415	ug/L	50.0	09/21/23 04:24	
EPA 5030/8260	trans-1,2-Dichloroethene	2.4J	ug/L	5.0	09/21/23 03:55	
EPA 5030/8260	Trichloroethene	47.6	ug/L	5.0	09/21/23 03:55	
SM 5310C	Total Organic Carbon	10.4	mg/L	1.0	10/05/23 16:14	
50354070006	**MW-40S-20230913**					
RSK 175 Modified	Methane	15.4	ug/L	10.0	09/21/23 16:01	
EPA 5030/8260	cis-1,2-Dichloroethene	0.89J	ug/L	5.0	09/22/23 12:15	
EPA 5030/8260	Trichloroethene	48.9	ug/L	5.0	09/22/23 12:15	
SM 5310C	Total Organic Carbon	1.4	mg/L	1.0	10/05/23 16:33	
50354070007	**MW-40D-20230914**					
RSK 175 Modified	Methane	9.4J	ug/L	10.0	09/21/23 16:21	
EPA 5030/8260	cis-1,2-Dichloroethene	79.5	ug/L	5.0	09/27/23 16:33	
EPA 5030/8260	Trichloroethene	39.2	ug/L	5.0	09/27/23 16:33	
EPA 5030/8260	Vinyl chloride	2.2	ug/L	2.0	09/27/23 16:33	
SM 5310C	Total Organic Carbon	1.5	mg/L	1.0	10/05/23 16:52	

REPORT OF LABORATORY ANALYSIS

This report shall not be reproduced, except in full,
without the written consent of Pace Analytical Services, LLC.

Pace Analytical Services, LLC
7726 Moller Road
Indianapolis, IN 46268
(317)228-3100

ANALYTICAL RESULTS

Project: Schneider Electric, Peru, IN
Pace Project No.: 50354070

Sample: MW-39S-20230913 **Lab ID: 50354070001** Collected: 09/13/23 10:20 Received: 09/15/23 17:15 Matrix: Water

Parameters	Results	Units	Report Limit	MDL	DF	Prepared	Analyzed	CAS No.	Qual
RSK 175 Headspace	Analytical Method: RSK 175 Modified Pace Analytical Services - Indianapolis								
Ethane	**4.4J**	ug/L	10.0	3.8	1		09/21/23 13:27	74-84-0	
Ethene	ND	ug/L	10.0	7.1	1		09/21/23 13:27	74-85-1	
Methane	**454**	ug/L	10.0	5.5	1		09/21/23 13:27	74-82-8	
8260 MSV Indiana	Analytical Method: EPA 5030/8260 Pace Analytical Services - Indianapolis								
Benzene	ND	ug/L	5.0	0.33	1		09/21/23 04:53	71-43-2	
Carbon tetrachloride	ND	ug/L	5.0	0.74	1		09/21/23 04:53	56-23-5	
Chlorobenzene	ND	ug/L	5.0	0.31	1		09/21/23 04:53	108-90-7	
Chloroform	ND	ug/L	5.0	0.89	1		09/21/23 04:53	67-66-3	
1,1-Dichloroethane	ND	ug/L	5.0	0.35	1		09/21/23 04:53	75-34-3	
1,1-Dichloroethene	ND	ug/L	5.0	0.31	1		09/21/23 04:53	75-35-4	
cis-1,2-Dichloroethene	**78.9**	ug/L	5.0	0.39	1		09/21/23 04:53	156-59-2	
trans-1,2-Dichloroethene	**2.7J**	ug/L	5.0	0.35	1		09/21/23 04:53	156-60-5	
Ethylbenzene	ND	ug/L	5.0	0.32	1		09/21/23 04:53	100-41-4	
Naphthalene	ND	ug/L	1.2	0.75	1		09/21/23 04:53	91-20-3	
Tetrachloroethene	ND	ug/L	5.0	0.25	1		09/21/23 04:53	127-18-4	
Toluene	ND	ug/L	5.0	0.30	1		09/21/23 04:53	108-88-3	
1,1,1-Trichloroethane	ND	ug/L	5.0	0.67	1		09/21/23 04:53	71-55-6	
Trichloroethene	**43.3**	ug/L	5.0	0.44	1		09/21/23 04:53	79-01-6	
Vinyl chloride	ND	ug/L	2.0	0.62	1		09/21/23 04:53	75-01-4	
m&p-Xylene	ND	ug/L	5.0	0.32	1		09/21/23 04:53	179601-23-1	
o-Xylene	ND	ug/L	5.0	0.32	1		09/21/23 04:53	95-47-6	
Surrogates									
Dibromofluoromethane (S)	93	%.	82-128		1		09/21/23 04:53	1868-53-7	
4-Bromofluorobenzene (S)	98	%.	79-124		1		09/21/23 04:53	460-00-4	
Toluene-d8 (S)	100	%.	73-122		1		09/21/23 04:53	2037-26-5	
5310C TOC	Analytical Method: SM 5310C Pace Analytical Services - Indianapolis								
Total Organic Carbon	**4.0**	mg/L	1.0	0.24	1		10/05/23 13:13	7440-44-0	

REPORT OF LABORATORY ANALYSIS

This report shall not be reproduced, except in full,
without the written consent of Pace Analytical Services, LLC.

Pace Analytical Services, LLC
7726 Moller Road
Indianapolis, IN 46268
(317)228-3100

ANALYTICAL RESULTS

Project: Schneider Electric, Peru, IN
Pace Project No.: 50354070

Sample: MW-39D-20230913 **Lab ID: 50354070002** Collected: 09/13/23 11:45 Received: 09/15/23 17:15 Matrix: Water

Parameters	Results	Units	Report Limit	MDL	DF	Prepared	Analyzed	CAS No.	Qual
RSK 175 Headspace	Analytical Method: RSK 175 Modified Pace Analytical Services - Indianapolis								
Ethane	**4.7J**	ug/L	10.0	3.8	1		09/21/23 14:05	74-84-0	
Ethene	ND	ug/L	10.0	7.1	1		09/21/23 14:05	74-85-1	
Methane	**602**	ug/L	10.0	5.5	1		09/21/23 14:05	74-82-8	
8260 MSV Indiana	Analytical Method: EPA 5030/8260 Pace Analytical Services - Indianapolis								
Benzene	ND	ug/L	5.0	0.33	1		09/21/23 01:58	71-43-2	
Carbon tetrachloride	ND	ug/L	5.0	0.74	1		09/21/23 01:58	56-23-5	
Chlorobenzene	ND	ug/L	5.0	0.31	1		09/21/23 01:58	108-90-7	
Chloroform	ND	ug/L	5.0	0.89	1		09/21/23 01:58	67-66-3	
1,1-Dichloroethane	ND	ug/L	5.0	0.35	1		09/21/23 01:58	75-34-3	
1,1-Dichloroethene	**0.55J**	ug/L	5.0	0.31	1		09/21/23 01:58	75-35-4	
cis-1,2-Dichloroethene	**324**	ug/L	25.0	2.4	5		09/21/23 12:21	156-59-2	
trans-1,2-Dichloroethene	**4.8J**	ug/L	5.0	0.35	1		09/21/23 01:58	156-60-5	
Ethylbenzene	ND	ug/L	5.0	0.32	1		09/21/23 01:58	100-41-4	
Naphthalene	ND	ug/L	1.2	0.75	1		09/21/23 01:58	91-20-3	
Tetrachloroethene	ND	ug/L	5.0	0.25	1		09/21/23 01:58	127-18-4	
Toluene	ND	ug/L	5.0	0.30	1		09/21/23 01:58	108-88-3	
1,1,1-Trichloroethane	ND	ug/L	5.0	0.67	1		09/21/23 01:58	71-55-6	
Trichloroethene	ND	ug/L	5.0	0.44	1		09/21/23 01:58	79-01-6	
Vinyl chloride	ND	ug/L	2.0	0.62	1		09/21/23 01:58	75-01-4	
m&p-Xylene	ND	ug/L	5.0	0.32	1		09/21/23 01:58	179601-23-1	
o-Xylene	ND	ug/L	5.0	0.32	1		09/21/23 01:58	95-47-6	
Surrogates									
Dibromofluoromethane (S)	93	%.	82-128		1		09/21/23 01:58	1868-53-7	
4-Bromofluorobenzene (S)	97	%.	79-124		1		09/21/23 01:58	460-00-4	
Toluene-d8 (S)	100	%.	73-122		1		09/21/23 01:58	2037-26-5	
5310C TOC	Analytical Method: SM 5310C Pace Analytical Services - Indianapolis								
Total Organic Carbon	**5.0**	mg/L	1.0	0.24	1		10/05/23 14:49	7440-44-0	

REPORT OF LABORATORY ANALYSIS

This report shall not be reproduced, except in full,
without the written consent of Pace Analytical Services, LLC.

Pace Analytical Services, LLC
7726 Moller Road
Indianapolis, IN 46268
(317)228-3100

ANALYTICAL RESULTS

Project: Schneider Electric, Peru, IN
Pace Project No.: 50354070

Sample: MW-38S-20230913 **Lab ID: 50354070003** Collected: 09/13/23 11:13 Received: 09/15/23 17:15 Matrix: Water

Parameters	Results	Units	Report Limit	MDL	DF	Prepared	Analyzed	CAS No.	Qual
RSK 175 Headspace	Analytical Method: RSK 175 Modified Pace Analytical Services - Indianapolis								
Ethane	ND	ug/L	10.0	3.8	1		09/21/23 14:24	74-84-0	
Ethene	ND	ug/L	10.0	7.1	1		09/21/23 14:24	74-85-1	
Methane	**527**	ug/L	10.0	5.5	1		09/21/23 14:24	74-82-8	
8260 MSV Indiana	Analytical Method: EPA 5030/8260 Pace Analytical Services - Indianapolis								
Benzene	ND	ug/L	5.0	0.33	1		09/21/23 02:27	71-43-2	
Carbon tetrachloride	ND	ug/L	5.0	0.74	1		09/21/23 02:27	56-23-5	
Chlorobenzene	ND	ug/L	5.0	0.31	1		09/21/23 02:27	108-90-7	
Chloroform	ND	ug/L	5.0	0.89	1		09/21/23 02:27	67-66-3	
1,1-Dichloroethane	ND	ug/L	5.0	0.35	1		09/21/23 02:27	75-34-3	
1,1-Dichloroethene	ND	ug/L	5.0	0.31	1		09/21/23 02:27	75-35-4	
cis-1,2-Dichloroethene	**7.3**	ug/L	5.0	0.39	1		09/21/23 02:27	156-59-2	
trans-1,2-Dichloroethene	ND	ug/L	5.0	0.35	1		09/21/23 02:27	156-60-5	
Ethylbenzene	ND	ug/L	5.0	0.32	1		09/21/23 02:27	100-41-4	
Naphthalene	ND	ug/L	1.2	0.75	1		09/21/23 02:27	91-20-3	
Tetrachloroethene	ND	ug/L	5.0	0.25	1		09/21/23 02:27	127-18-4	
Toluene	ND	ug/L	5.0	0.30	1		09/21/23 02:27	108-88-3	
1,1,1-Trichloroethane	ND	ug/L	5.0	0.67	1		09/21/23 02:27	71-55-6	
Trichloroethene	**55.3**	ug/L	5.0	0.44	1		09/21/23 02:27	79-01-6	
Vinyl chloride	ND	ug/L	2.0	0.62	1		09/21/23 02:27	75-01-4	
m&p-Xylene	ND	ug/L	5.0	0.32	1		09/21/23 02:27	179601-23-1	
o-Xylene	ND	ug/L	5.0	0.32	1		09/21/23 02:27	95-47-6	
Surrogates									
Dibromofluoromethane (S)	93	%.	82-128		1		09/21/23 02:27	1868-53-7	
4-Bromofluorobenzene (S)	97	%.	79-124		1		09/21/23 02:27	460-00-4	
Toluene-d8 (S)	100	%.	73-122		1		09/21/23 02:27	2037-26-5	
5310C TOC	Analytical Method: SM 5310C Pace Analytical Services - Indianapolis								
Total Organic Carbon	**2.1J**	mg/L	4.0	0.94	4		10/05/23 15:28	7440-44-0	D3

REPORT OF LABORATORY ANALYSIS

This report shall not be reproduced, except in full,
without the written consent of Pace Analytical Services, LLC.

Pace Analytical Services, LLC
7726 Moller Road
Indianapolis, IN 46268
(317)228-3100

ANALYTICAL RESULTS

Project: Schneider Electric, Peru, IN
Pace Project No.: 50354070

Sample: DUP-2-20230913 **Lab ID: 50354070004** Collected: 09/13/23 08:00 Received: 09/15/23 17:15 Matrix: Water

Parameters	Results	Units	Report Limit	MDL	DF	Prepared	Analyzed	CAS No.	Qual
RSK 175 Headspace	Analytical Method: RSK 175 Modified								
	Pace Analytical Services - Indianapolis								
Ethane	**4.1J**	ug/L	10.0	3.8	1		09/21/23 14:44	74-84-0	
Ethene	ND	ug/L	10.0	7.1	1		09/21/23 14:44	74-85-1	
Methane	**649**	ug/L	10.0	5.5	1		09/21/23 14:44	74-82-8	
8260 MSV Indiana	Analytical Method: EPA 5030/8260								
	Pace Analytical Services - Indianapolis								
Benzene	ND	ug/L	5.0	0.33	1		09/21/23 02:56	71-43-2	
Carbon tetrachloride	ND	ug/L	5.0	0.74	1		09/21/23 02:56	56-23-5	
Chlorobenzene	ND	ug/L	5.0	0.31	1		09/21/23 02:56	108-90-7	
Chloroform	ND	ug/L	5.0	0.89	1		09/21/23 02:56	67-66-3	
1,1-Dichloroethane	ND	ug/L	5.0	0.35	1		09/21/23 02:56	75-34-3	
1,1-Dichloroethene	**0.58J**	ug/L	5.0	0.31	1		09/21/23 02:56	75-35-4	
cis-1,2-Dichloroethene	**359**	ug/L	50.0	3.9	10		09/21/23 03:26	156-59-2	
trans-1,2-Dichloroethene	**4.2J**	ug/L	5.0	0.35	1		09/21/23 02:56	156-60-5	
Ethylbenzene	ND	ug/L	5.0	0.32	1		09/21/23 02:56	100-41-4	
Naphthalene	ND	ug/L	1.2	0.75	1		09/21/23 02:56	91-20-3	
Tetrachloroethene	ND	ug/L	5.0	0.25	1		09/21/23 02:56	127-18-4	
Toluene	ND	ug/L	5.0	0.30	1		09/21/23 02:56	108-88-3	
1,1,1-Trichloroethane	ND	ug/L	5.0	0.67	1		09/21/23 02:56	71-55-6	
Trichloroethene	ND	ug/L	5.0	0.44	1		09/21/23 02:56	79-01-6	
Vinyl chloride	ND	ug/L	2.0	0.62	1		09/21/23 02:56	75-01-4	
m&p-Xylene	ND	ug/L	5.0	0.32	1		09/21/23 02:56	179601-23-1	
o-Xylene	ND	ug/L	5.0	0.32	1		09/21/23 02:56	95-47-6	
Surrogates									
Dibromofluoromethane (S)	93	%.	82-128		1		09/21/23 02:56	1868-53-7	
4-Bromofluorobenzene (S)	95	%.	79-124		1		09/21/23 02:56	460-00-4	
Toluene-d8 (S)	99	%.	73-122		1		09/21/23 02:56	2037-26-5	
5310C TOC	Analytical Method: SM 5310C								
	Pace Analytical Services - Indianapolis								
Total Organic Carbon	**5.3**	mg/L	1.0	0.24	1		10/05/23 15:48	7440-44-0	

REPORT OF LABORATORY ANALYSIS

This report shall not be reproduced, except in full,
without the written consent of Pace Analytical Services, LLC.

Pace Analytical Services, LLC
7726 Moller Road
Indianapolis, IN 46268
(317)228-3100

ANALYTICAL RESULTS

Project: Schneider Electric, Peru, IN
Pace Project No.: 50354070

Sample: MW-38D-20230913 **Lab ID: 50354070005** Collected: 09/13/23 14:35 Received: 09/15/23 17:15 Matrix: Water

Parameters	Results	Units	Report Limit	MDL	DF	Prepared	Analyzed	CAS No.	Qual
RSK 175 Headspace	Analytical Method: RSK 175 Modified								
	Pace Analytical Services - Indianapolis								
Ethane	**6.5J**	ug/L	10.0	3.8	1		09/21/23 15:42	74-84-0	
Ethene	ND	ug/L	10.0	7.1	1		09/21/23 15:42	74-85-1	
Methane	**1330**	ug/L	10.0	5.5	1		09/21/23 15:42	74-82-8	
8260 MSV Indiana	Analytical Method: EPA 5030/8260								
	Pace Analytical Services - Indianapolis								
Benzene	ND	ug/L	5.0	0.33	1		09/21/23 03:55	71-43-2	
Carbon tetrachloride	ND	ug/L	5.0	0.74	1		09/21/23 03:55	56-23-5	
Chlorobenzene	ND	ug/L	5.0	0.31	1		09/21/23 03:55	108-90-7	
Chloroform	ND	ug/L	5.0	0.89	1		09/21/23 03:55	67-66-3	
1,1-Dichloroethane	ND	ug/L	5.0	0.35	1		09/21/23 03:55	75-34-3	
1,1-Dichloroethene	**0.88J**	ug/L	5.0	0.31	1		09/21/23 03:55	75-35-4	
cis-1,2-Dichloroethene	**415**	ug/L	50.0	3.9	10		09/21/23 04:24	156-59-2	
trans-1,2-Dichloroethene	**2.4J**	ug/L	5.0	0.35	1		09/21/23 03:55	156-60-5	
Ethylbenzene	ND	ug/L	5.0	0.32	1		09/21/23 03:55	100-41-4	
Naphthalene	ND	ug/L	1.2	0.75	1		09/21/23 03:55	91-20-3	
Tetrachloroethene	ND	ug/L	5.0	0.25	1		09/21/23 03:55	127-18-4	
Toluene	ND	ug/L	5.0	0.30	1		09/21/23 03:55	108-88-3	
1,1,1-Trichloroethane	ND	ug/L	5.0	0.67	1		09/21/23 03:55	71-55-6	
Trichloroethene	**47.6**	ug/L	5.0	0.44	1		09/21/23 03:55	79-01-6	
Vinyl chloride	ND	ug/L	2.0	0.62	1		09/21/23 03:55	75-01-4	
m&p-Xylene	ND	ug/L	5.0	0.32	1		09/21/23 03:55	179601-23-1	
o-Xylene	ND	ug/L	5.0	0.32	1		09/21/23 03:55	95-47-6	
Surrogates									
Dibromofluoromethane (S)	94	%.	82-128		1		09/21/23 03:55	1868-53-7	
4-Bromofluorobenzene (S)	97	%.	79-124		1		09/21/23 03:55	460-00-4	
Toluene-d8 (S)	98	%.	73-122		1		09/21/23 03:55	2037-26-5	
5310C TOC	Analytical Method: SM 5310C								
	Pace Analytical Services - Indianapolis								
Total Organic Carbon	**10.4**	mg/L	1.0	0.24	1		10/05/23 16:14	7440-44-0	

REPORT OF LABORATORY ANALYSIS

This report shall not be reproduced, except in full,
without the written consent of Pace Analytical Services, LLC.

Pace Analytical Services, LLC
7726 Moller Road
Indianapolis, IN 46268
(317)228-3100

ANALYTICAL RESULTS

Project: Schneider Electric, Peru, IN
Pace Project No.: 50354070

Sample: MW-40S-20230913 **Lab ID: 50354070006** Collected: 09/13/23 16:30 Received: 09/15/23 17:15 Matrix: Water

Parameters	Results	Units	Report Limit	MDL	DF	Prepared	Analyzed	CAS No.	Qual
RSK 175 Headspace	Analytical Method: RSK 175 Modified Pace Analytical Services - Indianapolis								
Ethane	ND	ug/L	10.0	3.8	1		09/21/23 16:01	74-84-0	
Ethene	ND	ug/L	10.0	7.1	1		09/21/23 16:01	74-85-1	
Methane	**15.4**	ug/L	10.0	5.5	1		09/21/23 16:01	74-82-8	
8260 MSV Indiana	Analytical Method: EPA 5030/8260 Pace Analytical Services - Indianapolis								
Benzene	ND	ug/L	5.0	0.33	1		09/22/23 12:15	71-43-2	
Carbon tetrachloride	ND	ug/L	5.0	0.74	1		09/22/23 12:15	56-23-5	
Chlorobenzene	ND	ug/L	5.0	0.31	1		09/22/23 12:15	108-90-7	
Chloroform	ND	ug/L	5.0	0.89	1		09/22/23 12:15	67-66-3	
1,1-Dichloroethane	ND	ug/L	5.0	0.35	1		09/22/23 12:15	75-34-3	
1,1-Dichloroethene	ND	ug/L	5.0	0.31	1		09/22/23 12:15	75-35-4	
cis-1,2-Dichloroethene	**0.89J**	ug/L	5.0	0.39	1		09/22/23 12:15	156-59-2	
trans-1,2-Dichloroethene	ND	ug/L	5.0	0.35	1		09/22/23 12:15	156-60-5	
Ethylbenzene	ND	ug/L	5.0	0.32	1		09/22/23 12:15	100-41-4	
Naphthalene	ND	ug/L	1.2	0.75	1		09/22/23 12:15	91-20-3	
Tetrachloroethene	ND	ug/L	5.0	0.25	1		09/22/23 12:15	127-18-4	
Toluene	ND	ug/L	5.0	0.30	1		09/22/23 12:15	108-88-3	
1,1,1-Trichloroethane	ND	ug/L	5.0	0.67	1		09/22/23 12:15	71-55-6	
Trichloroethene	**48.9**	ug/L	5.0	0.44	1		09/22/23 12:15	79-01-6	
Vinyl chloride	ND	ug/L	2.0	0.62	1		09/22/23 12:15	75-01-4	
m&p-Xylene	ND	ug/L	5.0	0.32	1		09/22/23 12:15	179601-23-1	
o-Xylene	ND	ug/L	5.0	0.32	1		09/22/23 12:15	95-47-6	
Surrogates									
Dibromofluoromethane (S)	93	%.	82-128		1		09/22/23 12:15	1868-53-7	
4-Bromofluorobenzene (S)	96	%.	79-124		1		09/22/23 12:15	460-00-4	
Toluene-d8 (S)	99	%.	73-122		1		09/22/23 12:15	2037-26-5	
5310C TOC	Analytical Method: SM 5310C Pace Analytical Services - Indianapolis								
Total Organic Carbon	**1.4**	mg/L	1.0	0.24	1		10/05/23 16:33	7440-44-0	

REPORT OF LABORATORY ANALYSIS

This report shall not be reproduced, except in full,
without the written consent of Pace Analytical Services, LLC.

Pace Analytical Services, LLC
7726 Moller Road
Indianapolis, IN 46268
(317)228-3100

ANALYTICAL RESULTS

Project: Schneider Electric, Peru, IN
Pace Project No.: 50354070

Sample: MW-40D-20230914 **Lab ID: 50354070007** Collected: 09/14/23 09:55 Received: 09/15/23 17:15 Matrix: Water

Parameters	Results	Units	Report Limit	MDL	DF	Prepared	Analyzed	CAS No.	Qual
RSK 175 Headspace	Analytical Method: RSK 175 Modified Pace Analytical Services - Indianapolis								
Ethane	ND	ug/L	10.0	3.8	1		09/21/23 16:21	74-84-0	
Ethene	ND	ug/L	10.0	7.1	1		09/21/23 16:21	74-85-1	
Methane	**9.4J**	ug/L	10.0	5.5	1		09/21/23 16:21	74-82-8	
8260 MSV Indiana	Analytical Method: EPA 5030/8260 Pace Analytical Services - Indianapolis								
Benzene	ND	ug/L	5.0	0.33	1		09/27/23 16:33	71-43-2	
Carbon tetrachloride	ND	ug/L	5.0	0.74	1		09/27/23 16:33	56-23-5	
Chlorobenzene	ND	ug/L	5.0	0.31	1		09/27/23 16:33	108-90-7	
Chloroform	ND	ug/L	5.0	0.89	1		09/27/23 16:33	67-66-3	
1,1-Dichloroethane	ND	ug/L	5.0	0.35	1		09/27/23 16:33	75-34-3	
1,1-Dichloroethene	ND	ug/L	5.0	0.31	1		09/27/23 16:33	75-35-4	
cis-1,2-Dichloroethene	**79.5**	ug/L	5.0	0.39	1		09/27/23 16:33	156-59-2	
trans-1,2-Dichloroethene	ND	ug/L	5.0	0.35	1		09/27/23 16:33	156-60-5	
Ethylbenzene	ND	ug/L	5.0	0.32	1		09/27/23 16:33	100-41-4	
Naphthalene	ND	ug/L	1.2	0.75	1		09/27/23 16:33	91-20-3	
Tetrachloroethene	ND	ug/L	5.0	0.25	1		09/27/23 16:33	127-18-4	
Toluene	ND	ug/L	5.0	0.30	1		09/27/23 16:33	108-88-3	
1,1,1-Trichloroethane	ND	ug/L	5.0	0.67	1		09/27/23 16:33	71-55-6	
Trichloroethene	**39.2**	ug/L	5.0	0.44	1		09/27/23 16:33	79-01-6	
Vinyl chloride	**2.2**	ug/L	2.0	0.62	1		09/27/23 16:33	75-01-4	
m&p-Xylene	ND	ug/L	5.0	0.32	1		09/27/23 16:33	179601-23-1	
o-Xylene	ND	ug/L	5.0	0.32	1		09/27/23 16:33	95-47-6	
Surrogates									
Dibromofluoromethane (S)	94	%.	82-128		1		09/27/23 16:33	1868-53-7	
4-Bromofluorobenzene (S)	94	%.	79-124		1		09/27/23 16:33	460-00-4	
Toluene-d8 (S)	99	%.	73-122		1		09/27/23 16:33	2037-26-5	
5310C TOC	Analytical Method: SM 5310C Pace Analytical Services - Indianapolis								
Total Organic Carbon	**1.5**	mg/L	1.0	0.24	1		10/05/23 16:52	7440-44-0	

REPORT OF LABORATORY ANALYSIS

This report shall not be reproduced, except in full,
without the written consent of Pace Analytical Services, LLC.

Pace Analytical Services, LLC
7726 Moller Road
Indianapolis, IN 46268
(317)228-3100

QUALITY CONTROL DATA

Project: Schneider Electric, Peru, IN
Pace Project No.: 50354070

QC Batch: 753670
QC Batch Method: RSK 175 Modified
Analysis Method: RSK 175 Modified
Analysis Description: RSK 175 HEADSPACE
Laboratory: Pace Analytical Services - Indianapolis
Associated Lab Samples: 50354070001, 50354070002, 50354070003, 50354070004, 50354070005, 50354070006, 50354070007

METHOD BLANK: 3453895 Matrix: Water
Associated Lab Samples: 50354070001, 50354070002, 50354070003, 50354070004, 50354070005, 50354070006, 50354070007

Parameter	Units	Blank Result	Reporting Limit	MDL	Analyzed	Qualifiers
Ethane	ug/L	ND	10.0	3.8	09/21/23 09:01	
Ethene	ug/L	ND	10.0	7.1	09/21/23 09:01	
Methane	ug/L	ND	10.0	5.5	09/21/23 09:01	

LABORATORY CONTROL SAMPLE: 3453896

Parameter	Units	Spike Conc.	LCS Result	LCS % Rec	% Rec Limits	Qualifiers
Ethane	ug/L	1980	1960	99	68-135	
Ethene	ug/L	2250	2270	101	79-128	
Methane	ug/L	1980	1690	85	64-132	

SAMPLE DUPLICATE: 3453897

Parameter	Units	50354070001 Result	Dup Result	RPD	Max RPD	Qualifiers
Ethane	ug/L	4.4J	ND		20	
Ethene	ug/L	ND	ND		20	
Methane	ug/L	454	442	3	20	

Results presented on this page are in the units indicated by the "Units" column except where an alternate unit is presented to the right of the result.

REPORT OF LABORATORY ANALYSIS

This report shall not be reproduced, except in full,
without the written consent of Pace Analytical Services, LLC.

Pace Analytical Services, LLC
7726 Moller Road
Indianapolis, IN 46268
(317)228-3100

QUALITY CONTROL DATA

Project: Schneider Electric, Peru, IN
Pace Project No.: 50354070

QC Batch: 753570
QC Batch Method: EPA 5030/8260
Analysis Method: EPA 5030/8260
Analysis Description: 8260 MSV
Laboratory: Pace Analytical Services - Indianapolis
Associated Lab Samples: 50354070001, 50354070002, 50354070003, 50354070004, 50354070005

METHOD BLANK: 3453408 Matrix: Water
Associated Lab Samples: 50354070001, 50354070002, 50354070003, 50354070004, 50354070005

Parameter	Units	Blank Result	Reporting Limit	MDL	Analyzed	Qualifiers
1,1,1-Trichloroethane	ug/L	ND	5.0	0.67	09/21/23 00:31	
1,1-Dichloroethane	ug/L	ND	5.0	0.35	09/21/23 00:31	
1,1-Dichloroethene	ug/L	ND	5.0	0.31	09/21/23 00:31	
Benzene	ug/L	ND	5.0	0.33	09/21/23 00:31	
Carbon tetrachloride	ug/L	ND	5.0	0.74	09/21/23 00:31	
Chlorobenzene	ug/L	ND	5.0	0.31	09/21/23 00:31	
Chloroform	ug/L	ND	5.0	0.89	09/21/23 00:31	
cis-1,2-Dichloroethene	ug/L	ND	5.0	0.48	09/21/23 00:31	
Ethylbenzene	ug/L	ND	5.0	0.32	09/21/23 00:31	
m&p-Xylene	ug/L	ND	5.0	0.32	09/21/23 00:31	
Naphthalene	ug/L	0.79J	1.2	0.75	09/21/23 00:31	
o-Xylene	ug/L	ND	5.0	0.32	09/21/23 00:31	
Tetrachloroethene	ug/L	ND	5.0	0.25	09/21/23 00:31	
Toluene	ug/L	ND	5.0	0.30	09/21/23 00:31	
trans-1,2-Dichloroethene	ug/L	ND	5.0	0.35	09/21/23 00:31	
Trichloroethene	ug/L	ND	5.0	0.44	09/21/23 00:31	
Vinyl chloride	ug/L	ND	2.0	0.62	09/21/23 00:31	
4-Bromofluorobenzene (S)	%.	97	79-124		09/21/23 00:31	
Dibromofluoromethane (S)	%.	94	82-128		09/21/23 00:31	
Toluene-d8 (S)	%.	99	73-122		09/21/23 00:31	

LABORATORY CONTROL SAMPLE: 3453409

Parameter	Units	Spike Conc.	LCS Result	LCS % Rec	% Rec Limits	Qualifiers
1,1,1-Trichloroethane	ug/L	50	44.9	90	76-127	
1,1-Dichloroethane	ug/L	50	48.0	96	76-123	
1,1-Dichloroethene	ug/L	50	41.2	82	73-133	
Benzene	ug/L	50	48.0	96	74-124	
Carbon tetrachloride	ug/L	50	43.2	86	78-132	
Chlorobenzene	ug/L	50	46.8	94	77-121	
Chloroform	ug/L	50	45.8	92	75-118	
cis-1,2-Dichloroethene	ug/L	50	48.6	97	76-125	
Ethylbenzene	ug/L	50	47.0	94	74-125	
m&p-Xylene	ug/L	100	88.1	88	72-123	
Naphthalene	ug/L	50	47.5	95	70-132	
o-Xylene	ug/L	50	46.4	93	74-124	
Tetrachloroethene	ug/L	50	44.6	89	73-132	
Toluene	ug/L	50	46.9	94	72-119	
trans-1,2-Dichloroethene	ug/L	50	46.7	93	74-125	

Results presented on this page are in the units indicated by the "Units" column except where an alternate unit is presented to the right of the result.

REPORT OF LABORATORY ANALYSIS

This report shall not be reproduced, except in full,
without the written consent of Pace Analytical Services, LLC.

Pace Analytical Services, LLC
7726 Moller Road
Indianapolis, IN 46268
(317)228-3100

QUALITY CONTROL DATA

Project: Schneider Electric, Peru, IN
Pace Project No.: 50354070

LABORATORY CONTROL SAMPLE: 3453409

Parameter	Units	Spike Conc.	LCS Result	LCS % Rec	% Rec Limits	Qualifiers
Trichloroethene	ug/L	50	47.3	95	75-127	
Vinyl chloride	ug/L	50	48.8	98	48-133	
4-Bromofluorobenzene (S)	%.			98	79-124	
Dibromofluoromethane (S)	%.			94	82-128	
Toluene-d8 (S)	%.			101	73-122	

MATRIX SPIKE & MATRIX SPIKE DUPLICATE: 3453410 3453411

Parameter	Units	50354070001 Result	MS Spike Conc.	MSD Spike Conc.	MS Result	MSD Result	MS % Rec	MSD % Rec	% Rec Limits	RPD	Max RPD	Qual
1,1,1-Trichloroethane	ug/L	ND	50	50	48.3	40.3	97	81	63-138	18	20	
1,1-Dichloroethane	ug/L	ND	50	50	50.6	42.8	101	86	64-138	17	20	
1,1-Dichloroethene	ug/L	ND	50	50	44.6	37.9	89	76	65-139	16	20	
Benzene	ug/L	ND	50	50	50.8	43.0	102	86	65-137	17	20	
Carbon tetrachloride	ug/L	ND	50	50	47.1	39.2	94	78	65-156	18	20	
Chlorobenzene	ug/L	ND	50	50	47.2	39.4	94	79	54-135	18	20	
Chloroform	ug/L	ND	50	50	47.6	39.4	95	79	64-133	19	20	
cis-1,2-Dichloroethene	ug/L	78.9	50	50	129	115	100	72	59-141	11	20	
Ethylbenzene	ug/L	ND	50	50	48.7	40.4	97	81	50-143	19	20	
m&p-Xylene	ug/L	ND	100	100	90.8	76.6	91	77	49-137	17	20	
Naphthalene	ug/L	ND	50	50	41.5	37.2	83	74	51-135	11	20	
o-Xylene	ug/L	ND	50	50	47.4	39.3	95	79	53-142	19	20	
Tetrachloroethene	ug/L	ND	50	50	47.5	39.3	95	79	43-149	19	20	
Toluene	ug/L	ND	50	50	48.8	40.7	97	81	57-137	18	20	
trans-1,2-Dichloroethene	ug/L	2.7J	50	50	52.3	44.4	99	83	63-133	16	20	
Trichloroethene	ug/L	43.3	50	50	92.0	78.8	97	71	52-145	15	20	
Vinyl chloride	ug/L	ND	50	50	53.3	46.4	107	93	43-139	14	20	
4-Bromofluorobenzene (S)	%.						96	96	79-124			
Dibromofluoromethane (S)	%.						94	93	82-128			
Toluene-d8 (S)	%.						101	99	73-122			

Results presented on this page are in the units indicated by the "Units" column except where an alternate unit is presented to the right of the result.

REPORT OF LABORATORY ANALYSIS

This report shall not be reproduced, except in full,
without the written consent of Pace Analytical Services, LLC.

Pace Analytical Services, LLC
7726 Moller Road
Indianapolis, IN 46268
(317)228-3100

QUALITY CONTROL DATA

Project: Schneider Electric, Peru, IN
Pace Project No.: 50354070

QC Batch: 753931
QC Batch Method: EPA 5030/8260
Analysis Method: EPA 5030/8260
Analysis Description: 8260 MSV
Laboratory: Pace Analytical Services - Indianapolis
Associated Lab Samples: 50354070006

METHOD BLANK: 3455179 Matrix: Water
Associated Lab Samples: 50354070006

Parameter	Units	Blank Result	Reporting Limit	MDL	Analyzed	Qualifiers
1,1,1-Trichloroethane	ug/L	ND	5.0	0.67	09/22/23 12:44	
1,1-Dichloroethane	ug/L	ND	5.0	0.35	09/22/23 12:44	
1,1-Dichloroethene	ug/L	ND	5.0	0.31	09/22/23 12:44	
Benzene	ug/L	ND	5.0	0.33	09/22/23 12:44	
Carbon tetrachloride	ug/L	ND	5.0	0.74	09/22/23 12:44	
Chlorobenzene	ug/L	ND	5.0	0.31	09/22/23 12:44	
Chloroform	ug/L	ND	5.0	0.89	09/22/23 12:44	
cis-1,2-Dichloroethene	ug/L	ND	5.0	0.39	09/22/23 12:44	
Ethylbenzene	ug/L	ND	5.0	0.32	09/22/23 12:44	
m&p-Xylene	ug/L	ND	5.0	0.32	09/22/23 12:44	
Naphthalene	ug/L	ND	1.2	0.75	09/22/23 12:44	
o-Xylene	ug/L	ND	5.0	0.32	09/22/23 12:44	
Tetrachloroethene	ug/L	ND	5.0	0.25	09/22/23 12:44	
Toluene	ug/L	ND	5.0	0.30	09/22/23 12:44	
trans-1,2-Dichloroethene	ug/L	ND	5.0	0.35	09/22/23 12:44	
Trichloroethene	ug/L	ND	5.0	0.44	09/22/23 12:44	
Vinyl chloride	ug/L	ND	2.0	0.62	09/22/23 12:44	
4-Bromofluorobenzene (S)	%.	96	79-124		09/22/23 12:44	
Dibromofluoromethane (S)	%.	93	82-128		09/22/23 12:44	1d
Toluene-d8 (S)	%.	99	73-122		09/22/23 12:44	

LABORATORY CONTROL SAMPLE: 3455180

Parameter	Units	Spike Conc.	LCS Result	LCS % Rec	% Rec Limits	Qualifiers
1,1,1-Trichloroethane	ug/L	50	49.7	99	76-127	
1,1-Dichloroethane	ug/L	50	53.0	106	76-123	
1,1-Dichloroethene	ug/L	50	47.4	95	73-133	
Benzene	ug/L	50	53.3	107	74-124	
Carbon tetrachloride	ug/L	50	49.2	98	78-132	
Chlorobenzene	ug/L	50	50.9	102	77-121	
Chloroform	ug/L	50	49.6	99	75-118	
cis-1,2-Dichloroethene	ug/L	50	53.2	106	76-125	
Ethylbenzene	ug/L	50	52.0	104	74-125	
m&p-Xylene	ug/L	100	97.3	97	72-123	
Naphthalene	ug/L	50	48.1	96	70-132	
o-Xylene	ug/L	50	51.2	102	74-124	
Tetrachloroethene	ug/L	50	51.9	104	73-132	
Toluene	ug/L	50	51.3	103	72-119	
trans-1,2-Dichloroethene	ug/L	50	53.1	106	74-125	

Results presented on this page are in the units indicated by the "Units" column except where an alternate unit is presented to the right of the result.

REPORT OF LABORATORY ANALYSIS

This report shall not be reproduced, except in full,
without the written consent of Pace Analytical Services, LLC.

Pace Analytical Services, LLC
7726 Moller Road
Indianapolis, IN 46268
(317)228-3100

QUALITY CONTROL DATA

Project: Schneider Electric, Peru, IN
Pace Project No.: 50354070

LABORATORY CONTROL SAMPLE: 3455180

Parameter	Units	Spike Conc.	LCS Result	LCS % Rec	% Rec Limits	Qualifiers
Trichloroethene	ug/L	50	51.7	103	75-127	
Vinyl chloride	ug/L	50	59.3	119	48-133	
4-Bromofluorobenzene (S)	%.			97	79-124	
Dibromofluoromethane (S)	%.			93	82-128	
Toluene-d8 (S)	%.			100	73-122	

Results presented on this page are in the units indicated by the "Units" column except where an alternate unit is presented to the right of the result.

REPORT OF LABORATORY ANALYSIS

This report shall not be reproduced, except in full,
without the written consent of Pace Analytical Services, LLC.

Pace Analytical Services, LLC
7726 Moller Road
Indianapolis, IN 46268
(317)228-3100

QUALITY CONTROL DATA

Project: Schneider Electric, Peru, IN
Pace Project No.: 50354070

QC Batch: 754440
QC Batch Method: EPA 5030/8260
Analysis Method: EPA 5030/8260
Analysis Description: 8260 MSV
Laboratory: Pace Analytical Services - Indianapolis

Associated Lab Samples: 50354070007

METHOD BLANK: 3457405 Matrix: Water
Associated Lab Samples: 50354070007

Parameter	Units	Blank Result	Reporting Limit	MDL	Analyzed	Qualifiers
1,1,1-Trichloroethane	ug/L	ND	5.0	0.67	09/27/23 12:40	
1,1-Dichloroethane	ug/L	ND	5.0	0.35	09/27/23 12:40	
1,1-Dichloroethene	ug/L	ND	5.0	0.31	09/27/23 12:40	
Benzene	ug/L	ND	5.0	0.33	09/27/23 12:40	
Carbon tetrachloride	ug/L	ND	5.0	0.74	09/27/23 12:40	
Chlorobenzene	ug/L	ND	5.0	0.31	09/27/23 12:40	
Chloroform	ug/L	ND	5.0	0.89	09/27/23 12:40	
cis-1,2-Dichloroethene	ug/L	ND	5.0	0.39	09/27/23 12:40	
Ethylbenzene	ug/L	ND	5.0	0.32	09/27/23 12:40	
m&p-Xylene	ug/L	ND	5.0	0.32	09/27/23 12:40	
Naphthalene	ug/L	0.85J	1.2	0.75	09/27/23 12:40	
o-Xylene	ug/L	ND	5.0	0.32	09/27/23 12:40	
Tetrachloroethene	ug/L	ND	5.0	0.25	09/27/23 12:40	
Toluene	ug/L	ND	5.0	0.30	09/27/23 12:40	
trans-1,2-Dichloroethene	ug/L	ND	5.0	0.35	09/27/23 12:40	
Trichloroethene	ug/L	ND	5.0	0.44	09/27/23 12:40	
Vinyl chloride	ug/L	ND	2.0	0.62	09/27/23 12:40	
4-Bromofluorobenzene (S)	%.	94	79-124		09/27/23 12:40	
Dibromofluoromethane (S)	%.	94	82-128		09/27/23 12:40	1d
Toluene-d8 (S)	%.	99	73-122		09/27/23 12:40	

LABORATORY CONTROL SAMPLE: 3457406

Parameter	Units	Spike Conc.	LCS Result	LCS % Rec	% Rec Limits	Qualifiers
1,1,1-Trichloroethane	ug/L	50	48.0	96	76-127	
1,1-Dichloroethane	ug/L	50	49.9	100	76-123	
1,1-Dichloroethene	ug/L	50	44.2	88	73-133	
Benzene	ug/L	50	49.8	100	74-124	
Carbon tetrachloride	ug/L	50	47.6	95	78-132	
Chlorobenzene	ug/L	50	48.5	97	77-121	
Chloroform	ug/L	50	47.8	96	75-118	
cis-1,2-Dichloroethene	ug/L	50	49.7	99	76-125	
Ethylbenzene	ug/L	50	49.4	99	74-125	
m&p-Xylene	ug/L	100	94.5	94	72-123	
Naphthalene	ug/L	50	47.0	94	70-132	
o-Xylene	ug/L	50	48.4	97	74-124	
Tetrachloroethene	ug/L	50	47.9	96	73-132	
Toluene	ug/L	50	49.0	98	72-119	
trans-1,2-Dichloroethene	ug/L	50	49.7	99	74-125	

Results presented on this page are in the units indicated by the "Units" column except where an alternate unit is presented to the right of the result.

REPORT OF LABORATORY ANALYSIS

This report shall not be reproduced, except in full,
without the written consent of Pace Analytical Services, LLC.

Pace Analytical Services, LLC
7726 Moller Road
Indianapolis, IN 46268
(317)228-3100

QUALITY CONTROL DATA

Project: Schneider Electric, Peru, IN
Pace Project No.: 50354070

LABORATORY CONTROL SAMPLE: 3457406

Parameter	Units	Spike Conc.	LCS Result	LCS % Rec	% Rec Limits	Qualifiers
Trichloroethene	ug/L	50	48.3	97	75-127	
Vinyl chloride	ug/L	50	56.0	112	48-133	
4-Bromofluorobenzene (S)	%.			97	79-124	
Dibromofluoromethane (S)	%.			93	82-128	
Toluene-d8 (S)	%.			100	73-122	

Results presented on this page are in the units indicated by the "Units" column except where an alternate unit is presented to the right of the result.

REPORT OF LABORATORY ANALYSIS

This report shall not be reproduced, except in full,
without the written consent of Pace Analytical Services, LLC.

Pace Analytical Services, LLC
7726 Moller Road
Indianapolis, IN 46268
(317)228-3100

QUALITY CONTROL DATA

Project: Schneider Electric, Peru, IN
Pace Project No.: 50354070

QC Batch: 754211 | Analysis Method: SM 5310C
QC Batch Method: SM 5310C | Analysis Description: 5310C Total Organic Carbon
Laboratory: Pace Analytical Services - Indianapolis
Associated Lab Samples: 50354070001, 50354070002, 50354070003, 50354070004, 50354070005, 50354070006, 50354070007

METHOD BLANK: 3456642 Matrix: Water
Associated Lab Samples: 50354070001, 50354070002, 50354070003, 50354070004, 50354070005, 50354070006, 50354070007

Parameter	Units	Blank Result	Reporting Limit	MDL	Analyzed	Qualifiers
Total Organic Carbon	mg/L	ND	1.0	0.24	10/05/23 10:14	

LABORATORY CONTROL SAMPLE: 3456643

Parameter	Units	Spike Conc.	LCS Result	LCS % Rec	% Rec Limits	Qualifiers
Total Organic Carbon	mg/L	10	9.5	95	90-110	

MATRIX SPIKE & MATRIX SPIKE DUPLICATE: 3456644 3456645

Parameter	Units	50354070001 Result	MS Spike Conc.	MSD Spike Conc.	MS Result	MSD Result	MS % Rec	MSD % Rec	% Rec Limits	RPD	Max RPD	Qual
Total Organic Carbon	mg/L	4.0	40	40	42.2	41.5	95	94	80-120	2	20	

MATRIX SPIKE SAMPLE: 3456646

Parameter	Units	50354070002 Result	Spike Conc.	MS Result	MS % Rec	% Rec Limits	Qualifiers
Total Organic Carbon	mg/L	5.0	40	43.1	95	80-120	

Results presented on this page are in the units indicated by the "Units" column except where an alternate unit is presented to the right of the result.

REPORT OF LABORATORY ANALYSIS

This report shall not be reproduced, except in full,
without the written consent of Pace Analytical Services, LLC.

Pace Analytical Services, LLC
7726 Moller Road
Indianapolis, IN 46268
(317)228-3100

QUALIFIERS

Project: Schneider Electric, Peru, IN
Pace Project No.: 50354070

DEFINITIONS

DF - Dilution Factor, if reported, represents the factor applied to the reported data due to dilution of the sample aliquot.

ND - Not Detected at or above adjusted reporting limit.

TNTC - Too Numerous To Count

J - Estimated concentration above the adjusted method detection limit and below the adjusted reporting limit.

MDL - Adjusted Method Detection Limit.

PQL - Practical Quantitation Limit.

RL - Reporting Limit - The lowest concentration value that meets project requirements for quantitative data with known precision and bias for a specific analyte in a specific matrix.

S - Surrogate

1,2-Diphenylhydrazine decomposes to and cannot be separated from Azobenzene using Method 8270. The result for each analyte is a combined concentration.

Consistent with EPA guidelines, unrounded data are displayed and have been used to calculate % recovery and RPD values.

LCS(D) - Laboratory Control Sample (Duplicate)

MS(D) - Matrix Spike (Duplicate)

DUP - Sample Duplicate

RPD - Relative Percent Difference

NC - Not Calculable.

SG - Silica Gel - Clean-Up

U - Indicates the compound was analyzed for, but not detected.

N-Nitrosodiphenylamine decomposes and cannot be separated from Diphenylamine using Method 8270. The result reported for each analyte is a combined concentration.

Reported results are not rounded until the final step prior to reporting. Therefore, calculated parameters that are typically reported as "Total" may vary slightly from the sum of the reported component parameters.

Pace Analytical is TNI accredited. Contact your Pace PM for the current list of accredited analytes.

TNI - The NELAC Institute.

ANALYTE QUALIFIERS

1d	A matrix spike/matrix spike duplicate was not performed for this batch due to insufficient sample volume.
D3	Sample was diluted due to the presence of high levels of non-target analytes or other matrix interference.

This report shall not be reproduced, except in full,
without the written consent of Pace Analytical Services, LLC.

Pace Analytical Services, LLC
7726 Moller Road
Indianapolis, IN 46268
(317)228-3100

QUALITY CONTROL DATA CROSS REFERENCE TABLE

Project: Schneider Electric, Peru, IN
Pace Project No.: 50354070

Lab ID	Sample ID	QC Batch Method	QC Batch	Analytical Method	Analytical Batch
50354070001	**MW-39S-20230913**	RSK 175 Modified	753670		
50354070002	**MW-39D-20230913**	RSK 175 Modified	753670		
50354070003	**MW-38S-20230913**	RSK 175 Modified	753670		
50354070004	**DUP-2-20230913**	RSK 175 Modified	753670		
50354070005	**MW-38D-20230913**	RSK 175 Modified	753670		
50354070006	**MW-40S-20230913**	RSK 175 Modified	753670		
50354070007	**MW-40D-20230914**	RSK 175 Modified	753670		
50354070001	**MW-39S-20230913**	EPA 5030/8260	753570		
50354070002	**MW-39D-20230913**	EPA 5030/8260	753570		
50354070003	**MW-38S-20230913**	EPA 5030/8260	753570		
50354070004	**DUP-2-20230913**	EPA 5030/8260	753570		
50354070005	**MW-38D-20230913**	EPA 5030/8260	753570		
50354070006	**MW-40S-20230913**	EPA 5030/8260	753931		
50354070007	**MW-40D-20230914**	EPA 5030/8260	754440		
50354070001	**MW-39S-20230913**	SM 5310C	754211		
50354070002	**MW-39D-20230913**	SM 5310C	754211		
50354070003	**MW-38S-20230913**	SM 5310C	754211		
50354070004	**DUP-2-20230913**	SM 5310C	754211		
50354070005	**MW-38D-20230913**	SM 5310C	754211		
50354070006	**MW-40S-20230913**	SM 5310C	754211		
50354070007	**MW-40D-20230914**	SM 5310C	754211		

This report shall not be reproduced, except in full,
without the written consent of Pace Analytical Services, LLC.

WO# : 50354070

50354070

Pace Analytical
WWW.PACELABS.COM

Submitting a sample via thi

ODY / Analytical Request Document

.EGAL DOCUMENT. All relevant fields must be completed accurately.
erms and Conditions found at https://info.pacelabs.com/hubfs/pas-standard-terms.pdf.

Page : 1 Of 1

Section A
Required Client Information:

Company: Environmental Resource Management	Report To: Aaron Friedrich (aaron.friedrich@erm.com)	Attention: Accounts Payable	
Address: 8425 Woodfield Crossing Blvd, Suite 560-West	Copy To: Erika Smith (erika.smith@erm.com)	Company Name: ERM	Regulatory Agency
Indianapolis, IN 46240	Caitlin Tillema (caitlin.tillema@erm.com)	Address:	
Email: aaron.friedrich@erm.com	Purchase Order #:	Pace Quote:	
Phone: 317-706-2000 Fax:	Project Name: Schneider Electric, Peru, IN	Pace Project Manager: kenneth.hunt@pacelabs.com	State / Location
Requested Due Date: Standard 10 Day	Project #:	Pace Profile #: 4692 Line 7	IN

ITEM #	SAMPLE ID One Character per box. (A-Z, 0-9 / , -) Sample Ids must be unique MATRIX CODE: Drinking Water DW, Water WT, Waste Water WW, Product P, Soil/Solid SL, Oil OL, Wipe WP, Air AR, Other OT, Tissue TS	MATRIX CODE (see valid codes to left)	SAMPLE TYPE (G=GRAB C=COMP)	COLLECTED DATE	COLLECTED TIME	SAMPLE TEMP AT COLLECTION	# OF CONTAINERS	Preservatives: Unpreserved	H2SO4	HNO3	HCl	NaOH	Na2S2O3	Methanol	Other	Analyses Test Y/N	Requested Analysis Filtered (Y/N): VOC 8260 (Short List)	Dissolved Gases	Total Organic Carbon		MS/MSD							Residual Chlorine (Y/N)	
1	MW-39S-20230913	WT	G	9/13/2023	1020		21	9	3		9					X	X	X		X							
2	MW-39D-20230913	WT	G	9/13/2023	1145		7	3	1		3					X	X	X									
3	MW-38S-20230913	WT	G	9/13/2023	1113		7	3	1		3					X	X	X									
4	DUP-2-20230913	WT	G	9/13/2023	———		7	3	1		3					X	X	X									
5	MW-38D-20230913	WT	G	9/13/2023	1435		7	3	1		3					X	X	X									
6	MW-40S-20230913	WT	G	9/13/2023	1630		7	3	1		3					X	X	X									
7	MW-40D-20230914	WT	G	9/14/2023	0955		7	3	1		3					X	X	X									
8																											
9																											
10																											
11																											
12																											

ADDITIONAL COMMENTS	RELINQUISHED BY / AFFILIATION	DATE	TIME	ACCEPTED BY / AFFILIATION	DATE	TIME	SAMPLE CONDITIONS: TEMP in C	Received on Ice (Y/N)	Custody Sealed Cooler (Y/N)	Samples Intact (Y/N)
	Christopher Radovic (ERM)	9/15/2023	1515	Aaron Seals (ERM)	9/15/2023	1530				
	Aaron Seals (ERM)	9/15/2023	1715	Thiel Shinkel / PACE	9.15.23	1715	0.0	Y	N	Y

SAMPLER NAME AND SIGNATURE

PRINT Name of SAMPLER: Aaron Seals and Christopher Radovic

SIGNATURE of SAMPLER: [signature] DATE Signed: 9/15/2023

SAMPLE CONDITION UPON RECEIPT FORM

Date/Time and Initials of person examining contents: NMS 09.15.2023 1725

1. **Courier:** ☐ FED EX ☐ UPS ☒ CLIENT ☐ PACE ☐ NOW/JETT ☐ OTHER _____

2. **Custody Seal on Cooler/Box Present:** ☐ Yes ☒ No

(If yes)Seals Intact: ☐ Yes ☐ No **(leave blank if no seals were present)**

3. **Thermometer:** 1 2 3 4 5 6 7 8 A B C D (E) F G H

4. **Cooler Temperature(s):** 0.0 / 0.0 | | | |
(Initial/Corrected) RECORD TEMPS OF ALL COOLERS RECEIVED (use Comments below to add more)

5. **Packing Material:** ☐ Bubble Wrap ☒ Bubble Bags ☐ None ☐ Other _____

6. **Ice Type:** ☒ Wet ☐ Blue ☐ None

7. **If temp. is over 6°C or under 0°C, was the PM notified?:** ☐ Yes ☐ No
Cooler temp should be above freezing to 6°C

All discrepancies will be written out in the comments section below.

	Yes	No		Yes	No	N/A
USDA Regulated Soils? (HI, ID, NY, WA, OR,CA, NM, TX, OK, AR, LA, TN, AL, MS, NC, SC, GA, FL, or Puerto Rico)		X	All containers needing acid/base preservation have been pH CHECKED?: **Exceptions: VOA, coliform, LLHg, O&G, RAD CHEM, and any container with a septum cap or preserved with HCl.** **Circle:** **HNO3 (<2) H2SO4 (<2) NaOH (>10) NaOH/ZnAc (>9)** Any non-conformance to pH recommendations will be noted on the container count form	X		
Short Hold Time Analysis (48 hours or less)? Analysis:		X				
Time 5035A TC placed in Freezer or Short Holds To Lab	Time:			Present	Absent	N/A
			Residual Chlorine Check (SVOC 625 Pest/PCB 608)			X
Rush TAT Requested (4 days or less):		X	Residual Chlorine Check (Total/Amenable/Free Cyanide)			X
Custody Signatures Present?	X		Headspace Wisconsin Sulfide?			X
				Present	Absent	No VOA Vials Sent
Containers Intact?:	X		Headspace in VOA Vials (>6mm): See Containter Count form for details		X	
Sample Label (IDs/Dates/Times) Match COC?: Except TCs, which only require sample ID	X		Trip Blank Present?		X	
Extra labels on Terracore Vials? (soils only)		X	Trip Blank Custody Seals?:			X

COMMENTS:

COC PAGE 1 of 1

Sample Container Count

** Place a RED dot on containers that are out of conformance **

									AMBER GLASS							PLASTIC									OTHER							
			MeOH (only)																										Nitric	Sulfuric	Sodium Hydroxide	Sodium Hydroxide/ ZnAc
			SBS																										Red	Yellow	Green	Black
			DI			VOA																										
COC Line Item	WGFU	WGKU BG1U	R	DG9H	VG9H	VIAL HS >6mm	VG9U	DG9U	VG9T	AG0U	AG1H	AG1U	AG3U	AG3S	AG3SF	AG3B	BP1U	BP1N	BP2U	BP3U	BP3N	BP3F	BP3S	BP3B	BP3Z	CG3H	CG3F	Syringe Kit		Matrix	HNO3 <2	H2SO4 <2	NaOH >10	NaOH/Zn Ac >9
1					9		9							3															WT		✓		
2					3		3							1																			
3																																	
4																																	
5																																	
6																																	
7																																	
8																																	
9																																	
10																																	
11																																	
12																																	

Container Codes

Glass

DG9H	40mL HCl amber voa vial	BG1T	glass
DG9P	40mL TSP amber vial	BG1U	1L unpreserved glass
DG9S	40mL H2SO4 amber vial	CG3U	250mL Unpres Clear Glass
DG9T	40mL Na Thio amber vial	AG0U	100mL unpres amber glass
DG9U	40mL unpreserved amber vial	AG1H	1L HCl amber glass
VG9H	40mL HCl clear vial	AG1S	1L H2SO4 amber glass
VG9T	40mL Na Thio. clear vial	AG1T	1L Na Thiosulfate amber glass
VG9U	40mL unpreserved clear vial	AG1U	1liter unpres amber glass
I	40mL w/hexane wipe vial	AG2N	500mL HNO3 amber glass
WGKU	8oz unpreserved clear jar	AG2S	500mL H2SO4 amber glass
WGFU	4oz clear soil jar	AG2U	500mL unpres amber glass
JGFU	4oz unpreserved amber wide	AG3S	250mL H2SO4 amber glass
CG3H	250mL clear glass HCl	AG3SF	250mL H2SO4 amb glass -field filtered
CG3F	250mL clear glass HCl, Field Filter	AG3U	250mL unpres amber glass
BG1H	1L HCl clear glass	AG3B	250mL NaOH amber glass
BG1S	1L H2SO4 clear glass		

Plastic

BP1B	1L NaOH plastic	BP4U	125mL unpreserved plastic
BP1N	1L HNO3 plastic	BP4N	125mL HNO3 plastic
BP1S	1L H2SO4 plastic	BP4S	125mL H2SO4 plastic
BP1U	1L unpreserved plastic		
BP1Z	1L NaOH, Zn, Ac		
BP2N	500mL HNO3 plastic		
BP2C	500mL NaOH plastic		
BP2S	500mL H2SO4 plastic		
BP2U	500mL unpreserved plastic		
BP2Z	500mL NaOH, Zn Ac		
BP3B	250mL NaOH plastic		
BP3N	250mL HNO3 plastic		
BP3F	250mL HNO3 plastic-field filtered		
BP3U	250mL unpreserved plastic		
BP3S	250mL H2SO4 plastic		
BP3Z	250mL NaOH, ZnAc plastic		
BP3R	250mL Unpres FF SO4/OH buffer		

Miscellaneous

Syringe Kit	LL Cr+6 sampling kit
ZPLC	Ziploc Bag
R	Terracore Kit
SP5T	120mL Coliform Sodium Thiosulfate
GN	General Container
U	Summa Can (air sample)
WT	Water
SL	Solid
OL:	Oil
NAL	Non-aqueous liquid
WP	Wipe

Pace Analytical Services, LLC
7726 Moller Road
Indianapolis, IN 46268
(317)228-3100

October 06, 2023

Mr. Aaron Friedrich
ERM, Inc.
8425 Woodfield Crossing Blvd
Suite 560-W
Indianapolis, IN 46240

RE: Project: Schneider Electric, Peru, IN
Pace Project No.: 50354072

Dear Mr. Friedrich:

Enclosed are the analytical results for sample(s) received by the laboratory on September 15, 2023. The results relate only to the samples included in this report. Results reported herein conform to the applicable TNI/NELAC Standards and the laboratory's Quality Manual, where applicable, unless otherwise noted in the body of the report.

The test results provided in this final report were generated by each of the following laboratories within the Pace Network:

- Pace Analytical Services - Indianapolis

If you have any questions concerning this report, please feel free to contact me.

Sincerely,



Kenneth Hunt
kenneth.hunt@pacelabs.com
(317)228-3120
Project Manager

Enclosures

cc: Ms. Meghan Eschbaugh@erm.com, ERM
Ms. Abigail Sheehan, ERM
Ms. Erika Smith, ERM
Ms. Caitlin Tillema, ERM
EDD Data User

This report shall not be reproduced, except in full,
without the written consent of Pace Analytical Services, LLC.

Pace Analytical Services, LLC
7726 Moller Road
Indianapolis, IN 46268
(317)228-3100

CERTIFICATIONS

Project: Schneider Electric, Peru, IN
Pace Project No.: 50354072

Pace Analytical Services Indianapolis
7726 Moller Road, Indianapolis, IN 46268
Illinois Accreditation #: 200074
Indiana Drinking Water Laboratory #: C-49-06
Kansas/TNI Certification #: E-10177
Kentucky UST Agency Interest #: 80226
Kentucky WW Laboratory ID #: 98019
Michigan Drinking Water Laboratory #9050
Ohio VAP Certified Laboratory #: CL0065
Oklahoma Laboratory #: 9204
Texas Certification #: T104704355
Wisconsin Laboratory #: 999788130
USDA Foreign Soil Permit #: 525-23-13-23119
USDA Compliance Agreement #: IN-SL-22-001

This report shall not be reproduced, except in full,
without the written consent of Pace Analytical Services, LLC.

Pace Analytical Services, LLC
7726 Moller Road
Indianapolis, IN 46268
(317)228-3100

SAMPLE SUMMARY

Project: Schneider Electric, Peru, IN
Pace Project No.: 50354072

Lab ID	Sample ID	Matrix	Date Collected	Date Received
50354072001	**MW-12-20230911**	Water	09/11/23 14:56	09/15/23 17:15
50354072002	**MW-22-20230911**	Water	09/11/23 16:10	09/15/23 17:15
50354072003	**MW-31-20230911**	Water	09/11/23 16:55	09/15/23 17:15
50354072004	**MW-15-20230911**	Water	09/11/23 17:48	09/15/23 17:15
50354072005	**ASMP-1-S-20230914**	Water	09/14/23 16:51	09/15/23 17:15
50354072006	**ASMP-2-D-20230914**	Water	09/14/23 16:03	09/15/23 17:15
50354072007	**TB-01-20230915**	Water	09/15/23 12:00	09/15/23 17:15

This report shall not be reproduced, except in full,
without the written consent of Pace Analytical Services, LLC.

Pace Analytical Services, LLC
7726 Moller Road
Indianapolis, IN 46268
(317)228-3100

SAMPLE ANALYTE COUNT

Project: Schneider Electric, Peru, IN
Pace Project No.: 50354072

Lab ID	Sample ID	Method	Analysts	Analytes Reported	Laboratory
50354072001	**MW-12-20230911**	RSK 175 Modified	JRW	3	PASI-I
		EPA 5030/8260	TMW	20	PASI-I
		SM 5310C	ATS	1	PASI-I
50354072002	**MW-22-20230911**	RSK 175 Modified	JRW	3	PASI-I
		EPA 5030/8260	TMW	20	PASI-I
		SM 5310C	ATS	1	PASI-I
50354072003	**MW-31-20230911**	RSK 175 Modified	JRW	3	PASI-I
		EPA 5030/8260	TMW	20	PASI-I
		SM 5310C	ATS	1	PASI-I
50354072004	**MW-15-20230911**	RSK 175 Modified	JRW	3	PASI-I
		EPA 5030/8260	TMW	20	PASI-I
		SM 5310C	ATS	1	PASI-I
50354072005	**ASMP-1-S-20230914**	RSK 175 Modified	JRW	3	PASI-I
		EPA 5030/8260	TMW	20	PASI-I
		SM 5310C	ATS	1	PASI-I
50354072006	**ASMP-2-D-20230914**	RSK 175 Modified	JRW	3	PASI-I
		EPA 5030/8260	TMW	20	PASI-I
		SM 5310C	ATS	1	PASI-I
50354072007	**TB-01-20230915**	EPA 5030/8260	TMW	20	PASI-I

PASI-I = Pace Analytical Services - Indianapolis

This report shall not be reproduced, except in full,
without the written consent of Pace Analytical Services, LLC.

Pace Analytical Services, LLC
7726 Moller Road
Indianapolis, IN 46268
(317)228-3100

SUMMARY OF DETECTION

Project: Schneider Electric, Peru, IN
Pace Project No.: 50354072

Lab Sample ID / Method	Client Sample ID / Parameters	Result	Units	Report Limit	Analyzed	Qualifiers
50354072001	**MW-12-20230911**					
RSK 175 Modified	Ethane	12.7	ug/L	10.0	09/21/23 16:40	
RSK 175 Modified	Ethene	14.9	ug/L	10.0	09/21/23 16:40	
RSK 175 Modified	Methane	10600	ug/L	10.0	09/21/23 16:40	
EPA 5030/8260	1,1-Dichloroethene	0.93J	ug/L	5.0	09/20/23 21:16	
EPA 5030/8260	cis-1,2-Dichloroethene	408	ug/L	50.0	09/22/23 14:17	M1
EPA 5030/8260	trans-1,2-Dichloroethene	2.7J	ug/L	5.0	09/20/23 21:16	
SM 5310C	Total Organic Carbon	48.0	mg/L	10.0	10/05/23 17:11	
50354072002	**MW-22-20230911**					
RSK 175 Modified	Ethane	21.3	ug/L	10.0	09/21/23 16:59	
RSK 175 Modified	Ethene	68.3	ug/L	10.0	09/21/23 16:59	
RSK 175 Modified	Methane	13.7	ug/L	10.0	09/21/23 16:59	
EPA 5030/8260	1,1-Dichloroethene	34.1J	ug/L	50.0	09/20/23 20:29	
EPA 5030/8260	cis-1,2-Dichloroethene	14200	ug/L	500	09/20/23 21:01	
EPA 5030/8260	trans-1,2-Dichloroethene	63.6	ug/L	50.0	09/20/23 20:29	
EPA 5030/8260	Trichloroethene	1520	ug/L	50.0	09/20/23 20:29	
EPA 5030/8260	Vinyl chloride	16.4J	ug/L	20.0	09/20/23 20:29	L1
SM 5310C	Total Organic Carbon	1.6	mg/L	1.0	10/05/23 17:37	
50354072003	**MW-31-20230911**					
RSK 175 Modified	Ethane	14.5	ug/L	10.0	09/21/23 17:18	
RSK 175 Modified	Ethene	14.0	ug/L	10.0	09/21/23 17:18	
RSK 175 Modified	Methane	12300	ug/L	10.0	09/21/23 17:18	
EPA 5030/8260	cis-1,2-Dichloroethene	11.2	ug/L	5.0	09/20/23 21:33	
SM 5310C	Total Organic Carbon	61.8	mg/L	20.0	10/05/23 18:41	
50354072004	**MW-15-20230911**					
RSK 175 Modified	Ethane	65.6	ug/L	20.0	09/22/23 14:01	
RSK 175 Modified	Ethene	56.9	ug/L	20.0	09/22/23 14:01	
RSK 175 Modified	Methane	23100	ug/L	20.0	09/22/23 14:01	
EPA 5030/8260	cis-1,2-Dichloroethene	121	ug/L	5.0	09/20/23 22:04	
SM 5310C	Total Organic Carbon	150	mg/L	80.0	10/05/23 19:00	
50354072005	**ASMP-1-S-20230914**					
RSK 175 Modified	Ethane	60.8	ug/L	20.0	09/22/23 14:21	
RSK 175 Modified	Ethene	45.8	ug/L	20.0	09/22/23 14:21	
RSK 175 Modified	Methane	23800	ug/L	20.0	09/22/23 14:21	
EPA 5030/8260	cis-1,2-Dichloroethene	72.3	ug/L	5.0	09/22/23 14:47	
EPA 5030/8260	trans-1,2-Dichloroethene	0.81J	ug/L	5.0	09/22/23 14:47	
SM 5310C	Total Organic Carbon	155	mg/L	40.0	10/05/23 19:19	
50354072006	**ASMP-2-D-20230914**					
RSK 175 Modified	Ethane	51.8	ug/L	10.0	09/22/23 13:41	
RSK 175 Modified	Ethene	83.6	ug/L	10.0	09/22/23 13:41	
RSK 175 Modified	Methane	2670	ug/L	10.0	09/22/23 13:41	
EPA 5030/8260	1,1-Dichloroethene	14.3J	ug/L	50.0	09/22/23 15:33	
EPA 5030/8260	cis-1,2-Dichloroethene	5070	ug/L	500	09/22/23 16:03	
EPA 5030/8260	trans-1,2-Dichloroethene	6.7J	ug/L	50.0	09/22/23 15:33	
EPA 5030/8260	Vinyl chloride	37.4	ug/L	20.0	09/22/23 15:33	

REPORT OF LABORATORY ANALYSIS

This report shall not be reproduced, except in full,
without the written consent of Pace Analytical Services, LLC.

Pace Analytical Services, LLC
7726 Moller Road
Indianapolis, IN 46268
(317)228-3100

SUMMARY OF DETECTION

Project: Schneider Electric, Peru, IN
Pace Project No.: 50354072

Lab Sample ID / Method	Client Sample ID / Parameters	Result	Units	Report Limit	Analyzed	Qualifiers
50354072006	**ASMP-2-D-20230914**					
SM 5310C	Total Organic Carbon	137	mg/L	40.0	10/05/23 19:58	

REPORT OF LABORATORY ANALYSIS

This report shall not be reproduced, except in full,
without the written consent of Pace Analytical Services, LLC.

Pace Analytical Services, LLC
7726 Moller Road
Indianapolis, IN 46268
(317)228-3100

ANALYTICAL RESULTS

Project: Schneider Electric, Peru, IN
Pace Project No.: 50354072

Sample: MW-12-20230911 **Lab ID: 50354072001** Collected: 09/11/23 14:56 Received: 09/15/23 17:15 Matrix: Water

Parameters	Results	Units	Report Limit	MDL	DF	Prepared	Analyzed	CAS No.	Qual
RSK 175 Headspace	Analytical Method: RSK 175 Modified Pace Analytical Services - Indianapolis								
Ethane	**12.7**	ug/L	10.0	3.8	1		09/21/23 16:40	74-84-0	
Ethene	**14.9**	ug/L	10.0	7.1	1		09/21/23 16:40	74-85-1	
Methane	**10600**	ug/L	10.0	5.5	1		09/21/23 16:40	74-82-8	
8260 MSV Indiana	Analytical Method: EPA 5030/8260 Pace Analytical Services - Indianapolis								
Benzene	ND	ug/L	5.0	0.27	1		09/20/23 21:16	71-43-2	
Carbon tetrachloride	ND	ug/L	5.0	0.44	1		09/20/23 21:16	56-23-5	
Chlorobenzene	ND	ug/L	5.0	0.33	1		09/20/23 21:16	108-90-7	
Chloroform	ND	ug/L	5.0	2.0	1		09/20/23 21:16	67-66-3	
1,1-Dichloroethane	ND	ug/L	5.0	0.29	1		09/20/23 21:16	75-34-3	
1,1-Dichloroethene	**0.93J**	ug/L	5.0	0.42	1		09/20/23 21:16	75-35-4	
cis-1,2-Dichloroethene	**408**	ug/L	50.0	3.4	10		09/22/23 14:17	156-59-2	M1
trans-1,2-Dichloroethene	**2.7J**	ug/L	5.0	0.65	1		09/20/23 21:16	156-60-5	
Ethylbenzene	ND	ug/L	5.0	0.34	1		09/20/23 21:16	100-41-4	
Naphthalene	ND	ug/L	1.2	1.1	1		09/20/23 21:16	91-20-3	
Tetrachloroethene	ND	ug/L	5.0	0.50	1		09/20/23 21:16	127-18-4	
Toluene	ND	ug/L	5.0	0.32	1		09/20/23 21:16	108-88-3	
1,1,1-Trichloroethane	ND	ug/L	5.0	0.42	1		09/20/23 21:16	71-55-6	
Trichloroethene	ND	ug/L	5.0	0.52	1		09/20/23 21:16	79-01-6	
Vinyl chloride	ND	ug/L	2.0	0.52	1		09/20/23 21:16	75-01-4	L1,M0
m&p-Xylene	ND	ug/L	5.0	1.3	1		09/20/23 21:16	179601-23-1	
o-Xylene	ND	ug/L	5.0	0.34	1		09/20/23 21:16	95-47-6	
Surrogates									
Dibromofluoromethane (S)	100	%.	82-128		1		09/20/23 21:16	1868-53-7	
4-Bromofluorobenzene (S)	105	%.	79-124		1		09/20/23 21:16	460-00-4	
Toluene-d8 (S)	102	%.	73-122		1		09/20/23 21:16	2037-26-5	
5310C TOC	Analytical Method: SM 5310C Pace Analytical Services - Indianapolis								
Total Organic Carbon	**48.0**	mg/L	10.0	2.4	10		10/05/23 17:11	7440-44-0	

REPORT OF LABORATORY ANALYSIS

This report shall not be reproduced, except in full,
without the written consent of Pace Analytical Services, LLC.

Pace Analytical Services, LLC
7726 Moller Road
Indianapolis, IN 46268
(317)228-3100

ANALYTICAL RESULTS

Project: Schneider Electric, Peru, IN
Pace Project No.: 50354072

Sample: MW-22-20230911 **Lab ID: 50354072002** Collected: 09/11/23 16:10 Received: 09/15/23 17:15 Matrix: Water

Parameters	Results	Units	Report Limit	MDL	DF	Prepared	Analyzed	CAS No.	Qual
RSK 175 Headspace	Analytical Method: RSK 175 Modified Pace Analytical Services - Indianapolis								
Ethane	**21.3**	ug/L	10.0	3.8	1		09/21/23 16:59	74-84-0	
Ethene	**68.3**	ug/L	10.0	7.1	1		09/21/23 16:59	74-85-1	
Methane	**13.7**	ug/L	10.0	5.5	1		09/21/23 16:59	74-82-8	
8260 MSV Indiana	Analytical Method: EPA 5030/8260 Pace Analytical Services - Indianapolis								
Benzene	ND	ug/L	50.0	4.1	10		09/20/23 20:29	71-43-2	
Carbon tetrachloride	ND	ug/L	50.0	11.7	10		09/20/23 20:29	56-23-5	
Chlorobenzene	ND	ug/L	50.0	3.6	10		09/20/23 20:29	108-90-7	
Chloroform	ND	ug/L	50.0	14.0	10		09/20/23 20:29	67-66-3	
1,1-Dichloroethane	ND	ug/L	50.0	4.0	10		09/20/23 20:29	75-34-3	
1,1-Dichloroethene	**34.1J**	ug/L	50.0	3.1	10		09/20/23 20:29	75-35-4	
cis-1,2-Dichloroethene	**14200**	ug/L	500	37.9	100		09/20/23 21:01	156-59-2	
trans-1,2-Dichloroethene	**63.6**	ug/L	50.0	4.1	10		09/20/23 20:29	156-60-5	
Ethylbenzene	ND	ug/L	50.0	4.0	10		09/20/23 20:29	100-41-4	
Naphthalene	ND	ug/L	12.0	11.2	10		09/20/23 20:29	91-20-3	
Tetrachloroethene	ND	ug/L	50.0	5.2	10		09/20/23 20:29	127-18-4	
Toluene	ND	ug/L	50.0	3.8	10		09/20/23 20:29	108-88-3	
1,1,1-Trichloroethane	ND	ug/L	50.0	3.6	10		09/20/23 20:29	71-55-6	
Trichloroethene	**1520**	ug/L	50.0	45.5	10		09/20/23 20:29	79-01-6	
Vinyl chloride	**16.4J**	ug/L	20.0	4.8	10		09/20/23 20:29	75-01-4	L1
m&p-Xylene	ND	ug/L	50.0	12.2	10		09/20/23 20:29	179601-23-1	
o-Xylene	ND	ug/L	50.0	4.1	10		09/20/23 20:29	95-47-6	
Surrogates									
Dibromofluoromethane (S)	94	%.	82-128		10		09/20/23 20:29	1868-53-7	
4-Bromofluorobenzene (S)	104	%.	79-124		10		09/20/23 20:29	460-00-4	
Toluene-d8 (S)	104	%.	73-122		10		09/20/23 20:29	2037-26-5	
5310C TOC	Analytical Method: SM 5310C Pace Analytical Services - Indianapolis								
Total Organic Carbon	**1.6**	mg/L	1.0	0.24	1		10/05/23 17:37	7440-44-0	

REPORT OF LABORATORY ANALYSIS

This report shall not be reproduced, except in full,
without the written consent of Pace Analytical Services, LLC.

Pace Analytical Services, LLC
7726 Moller Road
Indianapolis, IN 46268
(317)228-3100

ANALYTICAL RESULTS

Project: Schneider Electric, Peru, IN
Pace Project No.: 50354072

Sample: MW-31-20230911 **Lab ID: 50354072003** Collected: 09/11/23 16:55 Received: 09/15/23 17:15 Matrix: Water

Parameters	Results	Units	Report Limit	MDL	DF	Prepared	Analyzed	CAS No.	Qual
RSK 175 Headspace	Analytical Method: RSK 175 Modified Pace Analytical Services - Indianapolis								
Ethane	**14.5**	ug/L	10.0	3.8	1		09/21/23 17:18	74-84-0	
Ethene	**14.0**	ug/L	10.0	7.1	1		09/21/23 17:18	74-85-1	
Methane	**12300**	ug/L	10.0	5.5	1		09/21/23 17:18	74-82-8	
8260 MSV Indiana	Analytical Method: EPA 5030/8260 Pace Analytical Services - Indianapolis								
Benzene	ND	ug/L	5.0	0.41	1		09/20/23 21:33	71-43-2	
Carbon tetrachloride	ND	ug/L	5.0	1.2	1		09/20/23 21:33	56-23-5	
Chlorobenzene	ND	ug/L	5.0	0.36	1		09/20/23 21:33	108-90-7	
Chloroform	ND	ug/L	5.0	1.4	1		09/20/23 21:33	67-66-3	
1,1-Dichloroethane	ND	ug/L	5.0	0.40	1		09/20/23 21:33	75-34-3	
1,1-Dichloroethene	ND	ug/L	5.0	0.31	1		09/20/23 21:33	75-35-4	
cis-1,2-Dichloroethene	**11.2**	ug/L	5.0	0.38	1		09/20/23 21:33	156-59-2	
trans-1,2-Dichloroethene	ND	ug/L	5.0	0.41	1		09/20/23 21:33	156-60-5	
Ethylbenzene	ND	ug/L	5.0	0.40	1		09/20/23 21:33	100-41-4	
Naphthalene	ND	ug/L	1.2	1.1	1		09/20/23 21:33	91-20-3	
Tetrachloroethene	ND	ug/L	5.0	0.52	1		09/20/23 21:33	127-18-4	
Toluene	ND	ug/L	5.0	0.38	1		09/20/23 21:33	108-88-3	
1,1,1-Trichloroethane	ND	ug/L	5.0	0.36	1		09/20/23 21:33	71-55-6	
Trichloroethene	ND	ug/L	5.0	4.6	1		09/20/23 21:33	79-01-6	
Vinyl chloride	ND	ug/L	2.0	0.48	1		09/20/23 21:33	75-01-4	L1
m&p-Xylene	ND	ug/L	5.0	1.2	1		09/20/23 21:33	179601-23-1	
o-Xylene	ND	ug/L	5.0	0.41	1		09/20/23 21:33	95-47-6	
Surrogates									
Dibromofluoromethane (S)	98	%.	82-128		1		09/20/23 21:33	1868-53-7	
4-Bromofluorobenzene (S)	104	%.	79-124		1		09/20/23 21:33	460-00-4	
Toluene-d8 (S)	105	%.	73-122		1		09/20/23 21:33	2037-26-5	
5310C TOC	Analytical Method: SM 5310C Pace Analytical Services - Indianapolis								
Total Organic Carbon	**61.8**	mg/L	20.0	4.7	20		10/05/23 18:41	7440-44-0	

REPORT OF LABORATORY ANALYSIS

This report shall not be reproduced, except in full,
without the written consent of Pace Analytical Services, LLC.

Pace Analytical Services, LLC
7726 Moller Road
Indianapolis, IN 46268
(317)228-3100

ANALYTICAL RESULTS

Project: Schneider Electric, Peru, IN
Pace Project No.: 50354072

Sample: MW-15-20230911 **Lab ID: 50354072004** Collected: 09/11/23 17:48 Received: 09/15/23 17:15 Matrix: Water

Parameters	Results	Units	Report Limit	MDL	DF	Prepared	Analyzed	CAS No.	Qual
RSK 175 Headspace	Analytical Method: RSK 175 Modified Pace Analytical Services - Indianapolis								
Ethane	**65.6**	ug/L	20.0	7.6	2		09/22/23 14:01	74-84-0	
Ethene	**56.9**	ug/L	20.0	14.2	2		09/22/23 14:01	74-85-1	
Methane	**23100**	ug/L	20.0	11.0	2		09/22/23 14:01	74-82-8	
8260 MSV Indiana	Analytical Method: EPA 5030/8260 Pace Analytical Services - Indianapolis								
Benzene	ND	ug/L	5.0	0.41	1		09/20/23 22:04	71-43-2	
Carbon tetrachloride	ND	ug/L	5.0	1.2	1		09/20/23 22:04	56-23-5	
Chlorobenzene	ND	ug/L	5.0	0.36	1		09/20/23 22:04	108-90-7	
Chloroform	ND	ug/L	5.0	1.4	1		09/20/23 22:04	67-66-3	
1,1-Dichloroethane	ND	ug/L	5.0	0.40	1		09/20/23 22:04	75-34-3	
1,1-Dichloroethene	ND	ug/L	5.0	0.31	1		09/20/23 22:04	75-35-4	
cis-1,2-Dichloroethene	**121**	ug/L	5.0	0.38	1		09/20/23 22:04	156-59-2	
trans-1,2-Dichloroethene	ND	ug/L	5.0	0.41	1		09/20/23 22:04	156-60-5	
Ethylbenzene	ND	ug/L	5.0	0.40	1		09/20/23 22:04	100-41-4	
Naphthalene	ND	ug/L	1.2	1.1	1		09/20/23 22:04	91-20-3	
Tetrachloroethene	ND	ug/L	5.0	0.52	1		09/20/23 22:04	127-18-4	
Toluene	ND	ug/L	5.0	0.38	1		09/20/23 22:04	108-88-3	
1,1,1-Trichloroethane	ND	ug/L	5.0	0.36	1		09/20/23 22:04	71-55-6	
Trichloroethene	ND	ug/L	5.0	4.6	1		09/20/23 22:04	79-01-6	
Vinyl chloride	ND	ug/L	2.0	0.48	1		09/20/23 22:04	75-01-4	L1
m&p-Xylene	ND	ug/L	5.0	1.2	1		09/20/23 22:04	179601-23-1	
o-Xylene	ND	ug/L	5.0	0.41	1		09/20/23 22:04	95-47-6	
Surrogates									
Dibromofluoromethane (S)	98	%.	82-128		1		09/20/23 22:04	1868-53-7	
4-Bromofluorobenzene (S)	106	%.	79-124		1		09/20/23 22:04	460-00-4	
Toluene-d8 (S)	107	%.	73-122		1		09/20/23 22:04	2037-26-5	
5310C TOC	Analytical Method: SM 5310C Pace Analytical Services - Indianapolis								
Total Organic Carbon	**150**	mg/L	80.0	18.9	80		10/05/23 19:00	7440-44-0	

REPORT OF LABORATORY ANALYSIS

This report shall not be reproduced, except in full,
without the written consent of Pace Analytical Services, LLC.

Pace Analytical Services, LLC
7726 Moller Road
Indianapolis, IN 46268
(317)228-3100

ANALYTICAL RESULTS

Project: Schneider Electric, Peru, IN
Pace Project No.: 50354072

Sample: ASMP-1-S-20230914 **Lab ID: 50354072005** Collected: 09/14/23 16:51 Received: 09/15/23 17:15 Matrix: Water

Parameters	Results	Units	Report Limit	MDL	DF	Prepared	Analyzed	CAS No.	Qual
RSK 175 Headspace	Analytical Method: RSK 175 Modified Pace Analytical Services - Indianapolis								
Ethane	**60.8**	ug/L	20.0	7.6	2		09/22/23 14:21	74-84-0	
Ethene	**45.8**	ug/L	20.0	14.2	2		09/22/23 14:21	74-85-1	
Methane	**23800**	ug/L	20.0	11.0	2		09/22/23 14:21	74-82-8	
8260 MSV Indiana	Analytical Method: EPA 5030/8260 Pace Analytical Services - Indianapolis								
Benzene	ND	ug/L	5.0	0.44	1		09/22/23 14:47	71-43-2	
Carbon tetrachloride	ND	ug/L	5.0	1.6	1		09/22/23 14:47	56-23-5	
Chlorobenzene	ND	ug/L	5.0	0.32	1		09/22/23 14:47	108-90-7	
Chloroform	ND	ug/L	5.0	2.6	1		09/22/23 14:47	67-66-3	
1,1-Dichloroethane	ND	ug/L	5.0	0.31	1		09/22/23 14:47	75-34-3	
1,1-Dichloroethene	ND	ug/L	5.0	0.27	1		09/22/23 14:47	75-35-4	
cis-1,2-Dichloroethene	**72.3**	ug/L	5.0	0.34	1		09/22/23 14:47	156-59-2	
trans-1,2-Dichloroethene	**0.81J**	ug/L	5.0	0.37	1		09/22/23 14:47	156-60-5	
Ethylbenzene	ND	ug/L	5.0	0.86	1		09/22/23 14:47	100-41-4	
Naphthalene	ND	ug/L	1.2	0.43	1		09/22/23 14:47	91-20-3	
Tetrachloroethene	ND	ug/L	5.0	0.35	1		09/22/23 14:47	127-18-4	
Toluene	ND	ug/L	5.0	0.38	1		09/22/23 14:47	108-88-3	
1,1,1-Trichloroethane	ND	ug/L	5.0	0.30	1		09/22/23 14:47	71-55-6	
Trichloroethene	ND	ug/L	5.0	0.31	1		09/22/23 14:47	79-01-6	
Vinyl chloride	ND	ug/L	2.0	0.35	1		09/22/23 14:47	75-01-4	
m&p-Xylene	ND	ug/L	5.0	2.2	1		09/22/23 14:47	179601-23-1	
o-Xylene	ND	ug/L	5.0	0.71	1		09/22/23 14:47	95-47-6	
Surrogates									
Dibromofluoromethane (S)	109	%.	82-128		1		09/22/23 14:47	1868-53-7	
4-Bromofluorobenzene (S)	103	%.	79-124		1		09/22/23 14:47	460-00-4	
Toluene-d8 (S)	98	%.	73-122		1		09/22/23 14:47	2037-26-5	
5310C TOC	Analytical Method: SM 5310C Pace Analytical Services - Indianapolis								
Total Organic Carbon	**155**	mg/L	40.0	9.4	40		10/05/23 19:19	7440-44-0	

REPORT OF LABORATORY ANALYSIS

This report shall not be reproduced, except in full,
without the written consent of Pace Analytical Services, LLC.

Pace Analytical Services, LLC
7726 Moller Road
Indianapolis, IN 46268
(317)228-3100

ANALYTICAL RESULTS

Project: Schneider Electric, Peru, IN
Pace Project No.: 50354072

Sample: ASMP-2-D-20230914 **Lab ID: 50354072006** Collected: 09/14/23 16:03 Received: 09/15/23 17:15 Matrix: Water

Parameters	Results	Units	Report Limit	MDL	DF	Prepared	Analyzed	CAS No.	Qual
RSK 175 Headspace	Analytical Method: RSK 175 Modified Pace Analytical Services - Indianapolis								
Ethane	**51.8**	ug/L	10.0	3.8	1		09/22/23 13:41	74-84-0	
Ethene	**83.6**	ug/L	10.0	7.1	1		09/22/23 13:41	74-85-1	
Methane	**2670**	ug/L	10.0	5.5	1		09/22/23 13:41	74-82-8	
8260 MSV Indiana	Analytical Method: EPA 5030/8260 Pace Analytical Services - Indianapolis								
Benzene	ND	ug/L	50.0	4.4	10		09/22/23 15:33	71-43-2	
Carbon tetrachloride	ND	ug/L	50.0	15.9	10		09/22/23 15:33	56-23-5	
Chlorobenzene	ND	ug/L	50.0	3.2	10		09/22/23 15:33	108-90-7	
Chloroform	ND	ug/L	50.0	26.0	10		09/22/23 15:33	67-66-3	
1,1-Dichloroethane	ND	ug/L	50.0	3.1	10		09/22/23 15:33	75-34-3	
1,1-Dichloroethene	**14.3J**	ug/L	50.0	2.7	10		09/22/23 15:33	75-35-4	
cis-1,2-Dichloroethene	**5070**	ug/L	500	33.9	100		09/22/23 16:03	156-59-2	
trans-1,2-Dichloroethene	**6.7J**	ug/L	50.0	3.7	10		09/22/23 15:33	156-60-5	
Ethylbenzene	ND	ug/L	50.0	8.6	10		09/22/23 15:33	100-41-4	
Naphthalene	ND	ug/L	12.0	4.3	10		09/22/23 15:33	91-20-3	
Tetrachloroethene	ND	ug/L	50.0	3.5	10		09/22/23 15:33	127-18-4	
Toluene	ND	ug/L	50.0	3.8	10		09/22/23 15:33	108-88-3	
1,1,1-Trichloroethane	ND	ug/L	50.0	3.0	10		09/22/23 15:33	71-55-6	
Trichloroethene	ND	ug/L	50.0	3.1	10		09/22/23 15:33	79-01-6	
Vinyl chloride	**37.4**	ug/L	20.0	3.5	10		09/22/23 15:33	75-01-4	
m&p-Xylene	ND	ug/L	50.0	22.0	10		09/22/23 15:33	179601-23-1	
o-Xylene	ND	ug/L	50.0	7.1	10		09/22/23 15:33	95-47-6	
Surrogates									
Dibromofluoromethane (S)	104	%.	82-128		10		09/22/23 15:33	1868-53-7	
4-Bromofluorobenzene (S)	105	%.	79-124		10		09/22/23 15:33	460-00-4	
Toluene-d8 (S)	99	%.	73-122		10		09/22/23 15:33	2037-26-5	
5310C TOC	Analytical Method: SM 5310C Pace Analytical Services - Indianapolis								
Total Organic Carbon	**137**	mg/L	40.0	9.4	40		10/05/23 19:58	7440-44-0	

REPORT OF LABORATORY ANALYSIS

This report shall not be reproduced, except in full,
without the written consent of Pace Analytical Services, LLC.

Pace Analytical Services, LLC
7726 Moller Road
Indianapolis, IN 46268
(317)228-3100

ANALYTICAL RESULTS

Project: Schneider Electric, Peru, IN
Pace Project No.: 50354072

Sample: TB-01-20230915 **Lab ID: 50354072007** Collected: 09/15/23 12:00 Received: 09/15/23 17:15 Matrix: Water

Parameters	Results	Units	Report Limit	MDL	DF	Prepared	Analyzed	CAS No.	Qual
8260 MSV Indiana	Analytical Method: EPA 5030/8260 Pace Analytical Services - Indianapolis								
Benzene	ND	ug/L	5.0	0.27	1		09/21/23 03:04	71-43-2	
Carbon tetrachloride	ND	ug/L	5.0	0.44	1		09/21/23 03:04	56-23-5	
Chlorobenzene	ND	ug/L	5.0	0.33	1		09/21/23 03:04	108-90-7	
Chloroform	ND	ug/L	5.0	2.0	1		09/21/23 03:04	67-66-3	
1,1-Dichloroethane	ND	ug/L	5.0	0.29	1		09/21/23 03:04	75-34-3	
1,1-Dichloroethene	ND	ug/L	5.0	0.42	1		09/21/23 03:04	75-35-4	
cis-1,2-Dichloroethene	ND	ug/L	5.0	0.29	1		09/21/23 03:04	156-59-2	
trans-1,2-Dichloroethene	ND	ug/L	5.0	0.65	1		09/21/23 03:04	156-60-5	
Ethylbenzene	ND	ug/L	5.0	0.34	1		09/21/23 03:04	100-41-4	
Naphthalene	ND	ug/L	1.2	1.1	1		09/21/23 03:04	91-20-3	
Tetrachloroethene	ND	ug/L	5.0	0.50	1		09/21/23 03:04	127-18-4	L2
Toluene	ND	ug/L	5.0	0.32	1		09/21/23 03:04	108-88-3	
1,1,1-Trichloroethane	ND	ug/L	5.0	0.42	1		09/21/23 03:04	71-55-6	
Trichloroethene	ND	ug/L	5.0	0.52	1		09/21/23 03:04	79-01-6	
Vinyl chloride	ND	ug/L	2.0	0.52	1		09/21/23 03:04	75-01-4	
m&p-Xylene	ND	ug/L	5.0	1.3	1		09/21/23 03:04	179601-23-1	
o-Xylene	ND	ug/L	5.0	0.34	1		09/21/23 03:04	95-47-6	
Surrogates									
Dibromofluoromethane (S)	100	%.	82-128		1		09/21/23 03:04	1868-53-7	
4-Bromofluorobenzene (S)	105	%.	79-124		1		09/21/23 03:04	460-00-4	
Toluene-d8 (S)	100	%.	73-122		1		09/21/23 03:04	2037-26-5	

REPORT OF LABORATORY ANALYSIS

This report shall not be reproduced, except in full,
without the written consent of Pace Analytical Services, LLC.

Pace Analytical Services, LLC
7726 Moller Road
Indianapolis, IN 46268
(317)228-3100

QUALITY CONTROL DATA

Project: Schneider Electric, Peru, IN
Pace Project No.: 50354072

QC Batch: 753670
QC Batch Method: RSK 175 Modified
Analysis Method: RSK 175 Modified
Analysis Description: RSK 175 HEADSPACE
Laboratory: Pace Analytical Services - Indianapolis
Associated Lab Samples: 50354072001, 50354072002, 50354072003

METHOD BLANK: 3453895 Matrix: Water
Associated Lab Samples: 50354072001, 50354072002, 50354072003

Parameter	Units	Blank Result	Reporting Limit	MDL	Analyzed	Qualifiers
Ethane	ug/L	ND	10.0	3.8	09/21/23 09:01	
Ethene	ug/L	ND	10.0	7.1	09/21/23 09:01	
Methane	ug/L	ND	10.0	5.5	09/21/23 09:01	

LABORATORY CONTROL SAMPLE: 3453896

Parameter	Units	Spike Conc.	LCS Result	LCS % Rec	% Rec Limits	Qualifiers
Ethane	ug/L	1980	1960	99	68-135	
Ethene	ug/L	2250	2270	101	79-128	
Methane	ug/L	1980	1690	85	64-132	

SAMPLE DUPLICATE: 3453897

Parameter	Units	50354070001 Result	Dup Result	RPD	Max RPD	Qualifiers
Ethane	ug/L	4.4J	ND		20	
Ethene	ug/L	ND	ND		20	
Methane	ug/L	454	442	3	20	

Results presented on this page are in the units indicated by the "Units" column except where an alternate unit is presented to the right of the result.

REPORT OF LABORATORY ANALYSIS

This report shall not be reproduced, except in full,
without the written consent of Pace Analytical Services, LLC.

Pace Analytical Services, LLC
7726 Moller Road
Indianapolis, IN 46268
(317)228-3100

QUALITY CONTROL DATA

Project: Schneider Electric, Peru, IN
Pace Project No.: 50354072

QC Batch: 753884
QC Batch Method: RSK 175 Modified
Analysis Method: RSK 175 Modified
Analysis Description: RSK 175 HEADSPACE
Laboratory: Pace Analytical Services - Indianapolis
Associated Lab Samples: 50354072004, 50354072005, 50354072006

METHOD BLANK: 3455042 Matrix: Water
Associated Lab Samples: 50354072004, 50354072005, 50354072006

Parameter	Units	Blank Result	Reporting Limit	MDL	Analyzed	Qualifiers
Ethane	ug/L	ND	10.0	3.8	09/22/23 09:16	
Ethene	ug/L	ND	10.0	7.1	09/22/23 09:16	
Methane	ug/L	ND	10.0	5.5	09/22/23 09:16	

LABORATORY CONTROL SAMPLE: 3455043

Parameter	Units	Spike Conc.	LCS Result	LCS % Rec	% Rec Limits	Qualifiers
Ethane	ug/L	1980	2020	102	68-135	
Ethene	ug/L	2250	2560	114	79-128	
Methane	ug/L	1980	1910	96	64-132	

SAMPLE DUPLICATE: 3455346

Parameter	Units	50354147007 Result	Dup Result	RPD	Max RPD	Qualifiers
Ethane	ug/L	ND	ND		20	
Ethene	ug/L	ND	ND		20	
Methane	ug/L	77.1	74.1	4	20	

Results presented on this page are in the units indicated by the "Units" column except where an alternate unit is presented to the right of the result.

REPORT OF LABORATORY ANALYSIS

This report shall not be reproduced, except in full,
without the written consent of Pace Analytical Services, LLC.

Pace Analytical Services, LLC
7726 Moller Road
Indianapolis, IN 46268
(317)228-3100

QUALITY CONTROL DATA

Project: Schneider Electric, Peru, IN
Pace Project No.: 50354072

QC Batch: 753552
QC Batch Method: EPA 5030/8260
Analysis Method: EPA 5030/8260
Analysis Description: 8260 MSV
Laboratory: Pace Analytical Services - Indianapolis

Associated Lab Samples: 50354072001

METHOD BLANK: 3453295 Matrix: Water
Associated Lab Samples: 50354072001

Parameter	Units	Blank Result	Reporting Limit	MDL	Analyzed	Qualifiers
1,1,1-Trichloroethane	ug/L	ND	5.0	0.42	09/20/23 12:19	
1,1-Dichloroethane	ug/L	ND	5.0	0.29	09/20/23 12:19	
1,1-Dichloroethene	ug/L	ND	5.0	0.42	09/20/23 12:19	
Benzene	ug/L	ND	5.0	0.27	09/20/23 12:19	
Carbon tetrachloride	ug/L	ND	5.0	0.44	09/20/23 12:19	
Chlorobenzene	ug/L	ND	5.0	0.33	09/20/23 12:19	
Chloroform	ug/L	ND	5.0	2.0	09/20/23 12:19	
cis-1,2-Dichloroethene	ug/L	ND	5.0	0.34	09/20/23 12:19	
Ethylbenzene	ug/L	ND	5.0	0.34	09/20/23 12:19	
m&p-Xylene	ug/L	ND	5.0	1.3	09/20/23 12:19	
Naphthalene	ug/L	ND	1.2	1.1	09/20/23 12:19	
o-Xylene	ug/L	ND	5.0	0.34	09/20/23 12:19	
Tetrachloroethene	ug/L	ND	5.0	0.50	09/20/23 12:19	
Toluene	ug/L	ND	5.0	0.32	09/20/23 12:19	
trans-1,2-Dichloroethene	ug/L	ND	5.0	0.65	09/20/23 12:19	
Trichloroethene	ug/L	ND	5.0	0.52	09/20/23 12:19	
Vinyl chloride	ug/L	ND	2.0	0.52	09/20/23 12:19	
4-Bromofluorobenzene (S)	%.	104	79-124		09/20/23 12:19	
Dibromofluoromethane (S)	%.	96	82-128		09/20/23 12:19	
Toluene-d8 (S)	%.	103	73-122		09/20/23 12:19	

LABORATORY CONTROL SAMPLE: 3453296

Parameter	Units	Spike Conc.	LCS Result	LCS % Rec	% Rec Limits	Qualifiers
1,1,1-Trichloroethane	ug/L	50	48.1	96	76-127	
1,1-Dichloroethane	ug/L	50	52.7	105	76-123	
1,1-Dichloroethene	ug/L	50	54.1	108	73-133	
Benzene	ug/L	50	49.9	100	74-124	
Carbon tetrachloride	ug/L	50	44.8	90	78-132	
Chlorobenzene	ug/L	50	48.1	96	77-121	
Chloroform	ug/L	50	50.1	100	75-118	
cis-1,2-Dichloroethene	ug/L	50	47.4	95	76-125	
Ethylbenzene	ug/L	50	47.0	94	74-125	
m&p-Xylene	ug/L	100	94.7	95	72-123	
Naphthalene	ug/L	50	45.3	91	70-132	
o-Xylene	ug/L	50	48.3	97	74-124	
Tetrachloroethene	ug/L	50	41.7	83	73-132	
Toluene	ug/L	50	47.2	94	72-119	
trans-1,2-Dichloroethene	ug/L	50	47.9	96	74-125	

Results presented on this page are in the units indicated by the "Units" column except where an alternate unit is presented to the right of the result.

REPORT OF LABORATORY ANALYSIS

This report shall not be reproduced, except in full,
without the written consent of Pace Analytical Services, LLC.

Pace Analytical Services, LLC
7726 Moller Road
Indianapolis, IN 46268
(317)228-3100

QUALITY CONTROL DATA

Project: Schneider Electric, Peru, IN
Pace Project No.: 50354072

LABORATORY CONTROL SAMPLE: 3453296

Parameter	Units	Spike Conc.	LCS Result	LCS % Rec	% Rec Limits	Qualifiers
Trichloroethene	ug/L	50	47.2	94	75-127	
Vinyl chloride	ug/L	50	67.4	135	48-133	L1
4-Bromofluorobenzene (S)	%.			103	79-124	
Dibromofluoromethane (S)	%.			100	82-128	
Toluene-d8 (S)	%.			104	73-122	

MATRIX SPIKE & MATRIX SPIKE DUPLICATE: 3453297 3453298

Parameter	Units	50354072001 Result	MS Spike Conc.	MSD Spike Conc.	MS Result	MSD Result	MS % Rec	MSD % Rec	% Rec Limits	RPD	Max RPD	Qual
1,1,1-Trichloroethane	ug/L	ND	50	50	50.3	50.7	101	101	63-138	1	20	
1,1-Dichloroethane	ug/L	ND	50	50	56.0	56.0	112	112	64-138	0	20	
1,1-Dichloroethene	ug/L	0.93J	50	50	54.8	54.5	108	107	65-139	1	20	
Benzene	ug/L	ND	50	50	51.6	52.8	103	106	65-137	2	20	
Carbon tetrachloride	ug/L	ND	50	50	44.8	45.2	90	90	65-156	1	20	
Chlorobenzene	ug/L	ND	50	50	47.6	47.4	95	95	54-135	0	20	
Chloroform	ug/L	ND	50	50	53.9	52.9	108	106	64-133	2	20	
cis-1,2-Dichloroethene	ug/L	408	50	50	615	626	415	437	59-141	2	20	E,M1
Ethylbenzene	ug/L	ND	50	50	47.8	46.1	96	92	50-143	4	20	
m&p-Xylene	ug/L	ND	100	100	90.9	91.6	91	92	49-137	1	20	
Naphthalene	ug/L	ND	50	50	49.2	48.1	98	96	51-135	2	20	
o-Xylene	ug/L	ND	50	50	48.0	46.6	96	93	53-142	3	20	
Tetrachloroethene	ug/L	ND	50	50	39.0	39.0	78	78	43-149	0	20	
Toluene	ug/L	ND	50	50	46.9	47.2	94	94	57-137	1	20	
trans-1,2-Dichloroethene	ug/L	2.7J	50	50	47.9	48.4	91	92	63-133	1	20	
Trichloroethene	ug/L	ND	50	50	45.4	45.6	91	91	52-145	0	20	
Vinyl chloride	ug/L	ND	50	50	73.7	68.8	147	138	43-139	7	20	M0
4-Bromofluorobenzene (S)	%.						106	105	79-124			
Dibromofluoromethane (S)	%.						102	102	82-128			
Toluene-d8 (S)	%.						103	104	73-122			

Results presented on this page are in the units indicated by the "Units" column except where an alternate unit is presented to the right of the result.

REPORT OF LABORATORY ANALYSIS

This report shall not be reproduced, except in full,
without the written consent of Pace Analytical Services, LLC.

Pace Analytical Services, LLC
7726 Moller Road
Indianapolis, IN 46268
(317)228-3100

QUALITY CONTROL DATA

Project: Schneider Electric, Peru, IN
Pace Project No.: 50354072

QC Batch: 753554
QC Batch Method: EPA 5030/8260
Analysis Method: EPA 5030/8260
Analysis Description: 8260 MSV
Laboratory: Pace Analytical Services - Indianapolis
Associated Lab Samples: 50354072007

METHOD BLANK: 3453301 Matrix: Water
Associated Lab Samples: 50354072007

Parameter	Units	Blank Result	Reporting Limit	MDL	Analyzed	Qualifiers
1,1,1-Trichloroethane	ug/L	ND	5.0	0.42	09/21/23 00:26	
1,1-Dichloroethane	ug/L	ND	5.0	0.29	09/21/23 00:26	
1,1-Dichloroethene	ug/L	ND	5.0	0.42	09/21/23 00:26	
Benzene	ug/L	ND	5.0	0.27	09/21/23 00:26	
Carbon tetrachloride	ug/L	ND	5.0	0.44	09/21/23 00:26	
Chlorobenzene	ug/L	ND	5.0	0.33	09/21/23 00:26	
Chloroform	ug/L	ND	5.0	2.0	09/21/23 00:26	
cis-1,2-Dichloroethene	ug/L	ND	5.0	0.29	09/21/23 00:26	
Ethylbenzene	ug/L	ND	5.0	0.34	09/21/23 00:26	
m&p-Xylene	ug/L	ND	5.0	1.3	09/21/23 00:26	
Naphthalene	ug/L	ND	1.2	1.1	09/21/23 00:26	
o-Xylene	ug/L	ND	5.0	0.34	09/21/23 00:26	
Tetrachloroethene	ug/L	ND	5.0	0.50	09/21/23 00:26	
Toluene	ug/L	ND	5.0	0.32	09/21/23 00:26	
trans-1,2-Dichloroethene	ug/L	ND	5.0	0.65	09/21/23 00:26	
Trichloroethene	ug/L	ND	5.0	0.52	09/21/23 00:26	
Vinyl chloride	ug/L	ND	2.0	0.52	09/21/23 00:26	
4-Bromofluorobenzene (S)	%.	103	79-124		09/21/23 00:26	
Dibromofluoromethane (S)	%.	97	82-128		09/21/23 00:26	1d
Toluene-d8 (S)	%.	100	73-122		09/21/23 00:26	

LABORATORY CONTROL SAMPLE: 3453302

Parameter	Units	Spike Conc.	LCS Result	LCS % Rec	% Rec Limits	Qualifiers
1,1,1-Trichloroethane	ug/L	50	43.3	87	76-127	
1,1-Dichloroethene	ug/L	50	47.9	96	73-133	
Benzene	ug/L	50	46.2	92	74-124	
Chlorobenzene	ug/L	50	41.1	82	77-121	
Chloroform	ug/L	50	45.7	91	75-118	
cis-1,2-Dichloroethene	ug/L	50	42.7	85	76-125	
Ethylbenzene	ug/L	50	40.6	81	74-125	
m&p-Xylene	ug/L	100	81.0	81	72-123	
Naphthalene	ug/L	50	44.9	90	70-132	
o-Xylene	ug/L	50	41.6	83	74-124	
Tetrachloroethene	ug/L	50	35.5	71	73-132	L2
Toluene	ug/L	50	41.2	82	72-119	
trans-1,2-Dichloroethene	ug/L	50	41.0	82	74-125	
Trichloroethene	ug/L	50	42.4	85	75-127	
Vinyl chloride	ug/L	50	60.4	121	48-133	

Results presented on this page are in the units indicated by the "Units" column except where an alternate unit is presented to the right of the result.

REPORT OF LABORATORY ANALYSIS

This report shall not be reproduced, except in full,
without the written consent of Pace Analytical Services, LLC.

Pace Analytical Services, LLC
7726 Moller Road
Indianapolis, IN 46268
(317)228-3100

QUALITY CONTROL DATA

Project: Schneider Electric, Peru, IN
Pace Project No.: 50354072

LABORATORY CONTROL SAMPLE: 3453302

Parameter	Units	Spike Conc.	LCS Result	LCS % Rec	% Rec Limits	Qualifiers
4-Bromofluorobenzene (S)	%.			103	79-124	
Dibromofluoromethane (S)	%.			102	82-128	
Toluene-d8 (S)	%.			101	73-122	

Results presented on this page are in the units indicated by the "Units" column except where an alternate unit is presented to the right of the result.

REPORT OF LABORATORY ANALYSIS

This report shall not be reproduced, except in full,
without the written consent of Pace Analytical Services, LLC.

Pace Analytical Services, LLC
7726 Moller Road
Indianapolis, IN 46268
(317)228-3100

QUALITY CONTROL DATA

Project: Schneider Electric, Peru, IN
Pace Project No.: 50354072

QC Batch: 753555
QC Batch Method: EPA 5030/8260
Analysis Method: EPA 5030/8260
Analysis Description: 8260 MSV
Laboratory: Pace Analytical Services - Indianapolis
Associated Lab Samples: 50354072002, 50354072003, 50354072004

METHOD BLANK: 3453305 Matrix: Water
Associated Lab Samples: 50354072002, 50354072003, 50354072004

Parameter	Units	Blank Result	Reporting Limit	MDL	Analyzed	Qualifiers
1,1,1-Trichloroethane	ug/L	ND	5.0	0.36	09/20/23 12:35	
1,1-Dichloroethane	ug/L	ND	5.0	0.40	09/20/23 12:35	
1,1-Dichloroethene	ug/L	ND	5.0	0.31	09/20/23 12:35	
Benzene	ug/L	ND	5.0	0.41	09/20/23 12:35	
Carbon tetrachloride	ug/L	ND	5.0	1.2	09/20/23 12:35	
Chlorobenzene	ug/L	ND	5.0	0.36	09/20/23 12:35	
Chloroform	ug/L	ND	5.0	1.4	09/20/23 12:35	
cis-1,2-Dichloroethene	ug/L	ND	5.0	0.38	09/20/23 12:35	
Ethylbenzene	ug/L	ND	5.0	0.40	09/20/23 12:35	
m&p-Xylene	ug/L	ND	5.0	1.2	09/20/23 12:35	
Naphthalene	ug/L	ND	1.2	1.1	09/20/23 12:35	
o-Xylene	ug/L	ND	5.0	0.41	09/20/23 12:35	
Tetrachloroethene	ug/L	ND	5.0	0.52	09/20/23 12:35	
Toluene	ug/L	ND	5.0	0.38	09/20/23 12:35	
trans-1,2-Dichloroethene	ug/L	ND	5.0	0.41	09/20/23 12:35	
Trichloroethene	ug/L	ND	5.0	4.6	09/20/23 12:35	
Vinyl chloride	ug/L	ND	2.0	0.48	09/20/23 12:35	
4-Bromofluorobenzene (S)	%.	103	79-124		09/20/23 12:35	
Dibromofluoromethane (S)	%.	98	82-128		09/20/23 12:35	1d
Toluene-d8 (S)	%.	103	73-122		09/20/23 12:35	

LABORATORY CONTROL SAMPLE: 3453306

Parameter	Units	Spike Conc.	LCS Result	LCS % Rec	% Rec Limits	Qualifiers
1,1,1-Trichloroethane	ug/L	50	50.4	101	76-127	
1,1-Dichloroethane	ug/L	50	53.9	108	76-123	
1,1-Dichloroethene	ug/L	50	51.5	103	73-133	
Benzene	ug/L	50	51.1	102	74-124	
Carbon tetrachloride	ug/L	50	46.4	93	78-132	
Chlorobenzene	ug/L	50	49.0	98	77-121	
Chloroform	ug/L	50	50.6	101	75-118	
cis-1,2-Dichloroethene	ug/L	50	49.6	99	76-125	
Ethylbenzene	ug/L	50	48.0	96	74-125	
m&p-Xylene	ug/L	100	101	101	72-123	
Naphthalene	ug/L	50	48.0	96	70-132	
o-Xylene	ug/L	50	47.3	95	74-124	
Tetrachloroethene	ug/L	50	46.6	93	73-132	
Toluene	ug/L	50	47.7	95	72-119	
trans-1,2-Dichloroethene	ug/L	50	50.2	100	74-125	

Results presented on this page are in the units indicated by the "Units" column except where an alternate unit is presented to the right of the result.

REPORT OF LABORATORY ANALYSIS

This report shall not be reproduced, except in full,
without the written consent of Pace Analytical Services, LLC.

Pace Analytical Services, LLC
7726 Moller Road
Indianapolis, IN 46268
(317)228-3100

QUALITY CONTROL DATA

Project: Schneider Electric, Peru, IN
Pace Project No.: 50354072

LABORATORY CONTROL SAMPLE: 3453306

Parameter	Units	Spike Conc.	LCS Result	LCS % Rec	% Rec Limits	Qualifiers
Trichloroethene	ug/L	50	47.8	96	75-127	
Vinyl chloride	ug/L	50	73.8	148	48-133	L1
4-Bromofluorobenzene (S)	%.			105	79-124	
Dibromofluoromethane (S)	%.			97	82-128	
Toluene-d8 (S)	%.			105	73-122	

Results presented on this page are in the units indicated by the "Units" column except where an alternate unit is presented to the right of the result.

REPORT OF LABORATORY ANALYSIS

This report shall not be reproduced, except in full,
without the written consent of Pace Analytical Services, LLC.

Pace Analytical Services, LLC
7726 Moller Road
Indianapolis, IN 46268
(317)228-3100

QUALITY CONTROL DATA

Project: Schneider Electric, Peru, IN
Pace Project No.: 50354072

QC Batch: 753983
QC Batch Method: EPA 5030/8260
Analysis Method: EPA 5030/8260
Analysis Description: 8260 MSV
Laboratory: Pace Analytical Services - Indianapolis
Associated Lab Samples: 50354072005, 50354072006

METHOD BLANK: 3455510 Matrix: Water
Associated Lab Samples: 50354072005, 50354072006

Parameter	Units	Blank Result	Reporting Limit	MDL	Analyzed	Qualifiers
1,1,1-Trichloroethane	ug/L	ND	5.0	0.30	09/22/23 12:15	
1,1-Dichloroethane	ug/L	ND	5.0	0.31	09/22/23 12:15	
1,1-Dichloroethene	ug/L	ND	5.0	0.27	09/22/23 12:15	
Benzene	ug/L	ND	5.0	0.44	09/22/23 12:15	
Carbon tetrachloride	ug/L	ND	5.0	1.6	09/22/23 12:15	
Chlorobenzene	ug/L	ND	5.0	0.32	09/22/23 12:15	
Chloroform	ug/L	ND	5.0	2.6	09/22/23 12:15	
cis-1,2-Dichloroethene	ug/L	ND	5.0	0.34	09/22/23 12:15	
Ethylbenzene	ug/L	ND	5.0	0.86	09/22/23 12:15	
m&p-Xylene	ug/L	ND	5.0	2.2	09/22/23 12:15	
Naphthalene	ug/L	ND	1.2	0.43	09/22/23 12:15	
o-Xylene	ug/L	ND	5.0	0.71	09/22/23 12:15	
Tetrachloroethene	ug/L	ND	5.0	0.35	09/22/23 12:15	
Toluene	ug/L	ND	5.0	0.38	09/22/23 12:15	
trans-1,2-Dichloroethene	ug/L	ND	5.0	0.37	09/22/23 12:15	
Trichloroethene	ug/L	ND	5.0	0.31	09/22/23 12:15	
Vinyl chloride	ug/L	ND	2.0	0.35	09/22/23 12:15	
4-Bromofluorobenzene (S)	%.	104	79-124		09/22/23 12:15	
Dibromofluoromethane (S)	%.	106	82-128		09/22/23 12:15	
Toluene-d8 (S)	%.	99	73-122		09/22/23 12:15	

LABORATORY CONTROL SAMPLE: 3455511

Parameter	Units	Spike Conc.	LCS Result	LCS % Rec	% Rec Limits	Qualifiers
1,1,1-Trichloroethane	ug/L	50	53.1	106	76-127	
1,1-Dichloroethane	ug/L	50	53.0	106	76-123	
1,1-Dichloroethene	ug/L	50	57.0	114	73-133	
Benzene	ug/L	50	51.8	104	74-124	
Carbon tetrachloride	ug/L	50	54.1	108	78-132	
Chlorobenzene	ug/L	50	50.3	101	77-121	
Chloroform	ug/L	50	51.4	103	75-118	
cis-1,2-Dichloroethene	ug/L	50	49.9	100	76-125	
Ethylbenzene	ug/L	50	50.3	101	74-125	
m&p-Xylene	ug/L	100	99.7	100	72-123	
Naphthalene	ug/L	50	54.9	110	70-132	
o-Xylene	ug/L	50	50.4	101	74-124	
Tetrachloroethene	ug/L	50	52.4	105	73-132	
Toluene	ug/L	50	50.6	101	72-119	
trans-1,2-Dichloroethene	ug/L	50	51.4	103	74-125	

Results presented on this page are in the units indicated by the "Units" column except where an alternate unit is presented to the right of the result.

REPORT OF LABORATORY ANALYSIS

This report shall not be reproduced, except in full,
without the written consent of Pace Analytical Services, LLC.

Pace Analytical Services, LLC
7726 Moller Road
Indianapolis, IN 46268
(317)228-3100

QUALITY CONTROL DATA

Project: Schneider Electric, Peru, IN
Pace Project No.: 50354072

LABORATORY CONTROL SAMPLE: 3455511

Parameter	Units	Spike Conc.	LCS Result	LCS % Rec	% Rec Limits	Qualifiers
Trichloroethene	ug/L	50	51.4	103	75-127	
Vinyl chloride	ug/L	50	57.8	116	48-133	
4-Bromofluorobenzene (S)	%.			101	79-124	
Dibromofluoromethane (S)	%.			102	82-128	
Toluene-d8 (S)	%.			100	73-122	

MATRIX SPIKE & MATRIX SPIKE DUPLICATE: 3455512 3455513

Parameter	Units	50354069012 Result	MS Spike Conc.	MSD Spike Conc.	MS Result	MSD Result	MS % Rec	MSD % Rec	% Rec Limits	RPD	Max RPD	Qual
1,1,1-Trichloroethane	ug/L	ND	50	50	50.8	51.9	102	104	63-138	2	20	
1,1-Dichloroethane	ug/L	ND	50	50	57.6	59.1	115	118	64-138	3	20	
1,1-Dichloroethene	ug/L	ND	50	50	56.8	59.6	111	116	65-139	5	20	
Benzene	ug/L	ND	50	50	53.7	53.9	107	108	65-137	0	20	
Carbon tetrachloride	ug/L	ND	50	50	46.9	49.2	94	98	65-156	5	20	
Chlorobenzene	ug/L	ND	50	50	49.6	49.7	99	99	54-135	0	20	
Chloroform	ug/L	ND	50	50	54.4	54.3	109	109	64-133	0	20	
cis-1,2-Dichloroethene	ug/L	490	50	50	527	517	74	53	59-141	2	20	E
Ethylbenzene	ug/L	ND	50	50	48.7	50.1	97	100	50-143	3	20	
m&p-Xylene	ug/L	ND	100	100	96.6	97.0	97	97	49-137	0	20	
Naphthalene	ug/L	ND	50	50	51.1	50.9	102	102	51-135	0	20	
o-Xylene	ug/L	ND	50	50	48.9	49.1	98	98	53-142	0	20	
Tetrachloroethene	ug/L	ND	50	50	41.8	41.5	84	83	43-149	1	20	
Toluene	ug/L	ND	50	50	48.2	48.8	96	97	57-137	1	20	
trans-1,2-Dichloroethene	ug/L	488	50	50	514	507	52	38	63-133	1	20	E
Trichloroethene	ug/L	ND	50	50	50.7	50.5	97	96	52-145	1	20	
Vinyl chloride	ug/L	390	50	50	501	494	221	208	43-139	1	20	E
4-Bromofluorobenzene (S)	%.						102	103	79-124			
Dibromofluoromethane (S)	%.						100	101	82-128			
Toluene-d8 (S)	%.						102	101	73-122			

Results presented on this page are in the units indicated by the "Units" column except where an alternate unit is presented to the right of the result.

REPORT OF LABORATORY ANALYSIS

This report shall not be reproduced, except in full,
without the written consent of Pace Analytical Services, LLC.

Pace Analytical Services, LLC
7726 Moller Road
Indianapolis, IN 46268
(317)228-3100

QUALITY CONTROL DATA

Project: Schneider Electric, Peru, IN
Pace Project No.: 50354072

QC Batch: 754211 | Analysis Method: SM 5310C
QC Batch Method: SM 5310C | Analysis Description: 5310C Total Organic Carbon
Laboratory: Pace Analytical Services - Indianapolis
Associated Lab Samples: 50354072001, 50354072002, 50354072003, 50354072004, 50354072005, 50354072006

METHOD BLANK: 3456642 Matrix: Water
Associated Lab Samples: 50354072001, 50354072002, 50354072003, 50354072004, 50354072005, 50354072006

Parameter	Units	Blank Result	Reporting Limit	MDL	Analyzed	Qualifiers
Total Organic Carbon	mg/L	ND	1.0	0.24	10/05/23 10:14	

LABORATORY CONTROL SAMPLE: 3456643

Parameter	Units	Spike Conc.	LCS Result	LCS % Rec	% Rec Limits	Qualifiers
Total Organic Carbon	mg/L	10	9.5	95	90-110	

MATRIX SPIKE & MATRIX SPIKE DUPLICATE: 3456644 3456645

Parameter	Units	50354070001 Result	MS Spike Conc.	MSD Spike Conc.	MS Result	MSD Result	MS % Rec	MSD % Rec	% Rec Limits	RPD	Max RPD	Qual
Total Organic Carbon	mg/L	4.0	40	40	42.2	41.5	95	94	80-120	2	20	

MATRIX SPIKE SAMPLE: 3456646

Parameter	Units	50354070002 Result	Spike Conc.	MS Result	MS % Rec	% Rec Limits	Qualifiers
Total Organic Carbon	mg/L	5.0	40	43.1	95	80-120	

Results presented on this page are in the units indicated by the "Units" column except where an alternate unit is presented to the right of the result.

REPORT OF LABORATORY ANALYSIS

This report shall not be reproduced, except in full,
without the written consent of Pace Analytical Services, LLC.

Pace Analytical Services, LLC
7726 Moller Road
Indianapolis, IN 46268
(317)228-3100

QUALIFIERS

Project: Schneider Electric, Peru, IN
Pace Project No.: 50354072

DEFINITIONS

DF - Dilution Factor, if reported, represents the factor applied to the reported data due to dilution of the sample aliquot.

ND - Not Detected at or above adjusted reporting limit.

TNTC - Too Numerous To Count

J - Estimated concentration above the adjusted method detection limit and below the adjusted reporting limit.

MDL - Adjusted Method Detection Limit.

PQL - Practical Quantitation Limit.

RL - Reporting Limit - The lowest concentration value that meets project requirements for quantitative data with known precision and bias for a specific analyte in a specific matrix.

S - Surrogate

1,2-Diphenylhydrazine decomposes to and cannot be separated from Azobenzene using Method 8270. The result for each analyte is a combined concentration.

Consistent with EPA guidelines, unrounded data are displayed and have been used to calculate % recovery and RPD values.

LCS(D) - Laboratory Control Sample (Duplicate)

MS(D) - Matrix Spike (Duplicate)

DUP - Sample Duplicate

RPD - Relative Percent Difference

NC - Not Calculable.

SG - Silica Gel - Clean-Up

U - Indicates the compound was analyzed for, but not detected.

N-Nitrosodiphenylamine decomposes and cannot be separated from Diphenylamine using Method 8270. The result reported for each analyte is a combined concentration.

Reported results are not rounded until the final step prior to reporting. Therefore, calculated parameters that are typically reported as "Total" may vary slightly from the sum of the reported component parameters.

Pace Analytical is TNI accredited. Contact your Pace PM for the current list of accredited analytes.

TNI - The NELAC Institute.

ANALYTE QUALIFIERS

1d	A matrix spike/matrix spike duplicate was not performed for this batch due to insufficient sample volume.
E	Analyte concentration exceeded the calibration range. The reported result is estimated.
L1	Analyte recovery in the laboratory control sample (LCS) was above QC limits. Results for this analyte in associated samples may be biased high.
L2	Analyte recovery in the laboratory control sample (LCS) was below QC limits. Results for this analyte in associated samples may be biased low.
M0	Matrix spike recovery and/or matrix spike duplicate recovery was outside laboratory control limits.
M1	Matrix spike recovery exceeded QC limits. Batch accepted based on laboratory control sample (LCS) recovery.

This report shall not be reproduced, except in full,
without the written consent of Pace Analytical Services, LLC.

Pace Analytical Services, LLC
7726 Moller Road
Indianapolis, IN 46268
(317)228-3100

QUALITY CONTROL DATA CROSS REFERENCE TABLE

Project: Schneider Electric, Peru, IN
Pace Project No.: 50354072

Lab ID	Sample ID	QC Batch Method	QC Batch	Analytical Method	Analytical Batch
50354072001	**MW-12-20230911**	RSK 175 Modified	753670		
50354072002	**MW-22-20230911**	RSK 175 Modified	753670		
50354072003	**MW-31-20230911**	RSK 175 Modified	753670		
50354072004	**MW-15-20230911**	RSK 175 Modified	753884		
50354072005	**ASMP-1-S-20230914**	RSK 175 Modified	753884		
50354072006	**ASMP-2-D-20230914**	RSK 175 Modified	753884		
50354072001	**MW-12-20230911**	EPA 5030/8260	753552		
50354072002	**MW-22-20230911**	EPA 5030/8260	753555		
50354072003	**MW-31-20230911**	EPA 5030/8260	753555		
50354072004	**MW-15-20230911**	EPA 5030/8260	753555		
50354072005	**ASMP-1-S-20230914**	EPA 5030/8260	753983		
50354072006	**ASMP-2-D-20230914**	EPA 5030/8260	753983		
50354072007	**TB-01-20230915**	EPA 5030/8260	753554		
50354072001	**MW-12-20230911**	SM 5310C	754211		
50354072002	**MW-22-20230911**	SM 5310C	754211		
50354072003	**MW-31-20230911**	SM 5310C	754211		
50354072004	**MW-15-20230911**	SM 5310C	754211		
50354072005	**ASMP-1-S-20230914**	SM 5310C	754211		
50354072006	**ASMP-2-D-20230914**	SM 5310C	754211		

This report shall not be reproduced, except in full,
without the written consent of Pace Analytical Services, LLC.

WO# : 50354072

50354072

Pace Analytical
WWW.PACELABS.COM

Submitting a sample v

STODY / Analytical Request Document

s a LEGAL DOCUMENT. All relevant fields must be completed accurately.

ce Terms and Conditions found at https://info.pacelabs.com/hubfs/pas-standard-terms.pdf.

Page : 1 Of 1

Section A
Required Client Information:

Company: Environmental Resource Management	Report To: Aaron Friedrich (aaron.friedrich@erm.com)	Attention: Accounts Payable	
Address: 8425 Woodfield Crossing Blvd, Suite 560-West	Copy To: Erika Smith (erika.smith@erm.com)	Company Name: ERM	Regulatory Agency
Indianapolis, IN 46240	Caitlin Tillema (caitlin.tillema@erm.com)	Address:	
Email: aaron.friedrich@erm.com	Purchase Order #:	Pace Quote:	State / Location
Phone: 317-706-2000 Fax:	Project Name: Schneider Electric, Peru, IN	Pace Project Manager: kenneth.hunt@pacelabs.com	IN
Requested Due Date: Standard 10 Day	Project #:	Pace Profile #: 4692 Line 7	

Section C
ice Information:

ITEM #	SAMPLE ID (One Character per box. (A-Z, 0-9 / , -) Sample Ids must be unique)	MATRIX CODE (see valid codes to left)	SAMPLE TYPE (G=GRAB C=COMP)	COLLECTED DATE	COLLECTED TIME	SAMPLE TEMP AT COLLECTION	# OF CONTAINERS	Preservatives: Unpreserved	H2SO4	HNO3	HCl	NaOH	Na2S2O3	Methanol	Other	Analyses Test Y/N	VOC 8260 (Short List)	Dissolved Gases	Total Organic Carbon	Residual Chlorine (Y/N)
1	MW-12-20230911	WT	G	9/11/2023	1456		7	3	1		3						X	X	X	
2	MW-22-20230911	WT	G	9/11/2023	1610		7	3	1		3						X	X	X	
3	MW-31-20230911	WT	G	9/11/2023	1655		7	3	1		3						X	X	X	
4	MW-15-20230911	WT	G	9/11/2023	1748		7	3	1		3						X	X	X	
5	ASMP-1-S-20230914	WT	G	9/14/2023	1651		7	3	1		3						X	X	X	
6	ASMP-2-D-20230914	WT	G	9/14/2023	1603		7	3	1		3						X	X	X	
7	TB-01-20230915	WT	G	9/15/2023	1200		3				3						X			
8																				
9																				
10																				
11																				
12																				

MATRIX CODE: Drinking Water DW; Water WT; Waste Water WW; Product P; Soil/Solid SL; Oil OL; Wipe WP; Air AR; Other OT; Tissue TS

Requested Analysis Filtered (Y/N)

ADDITIONAL COMMENTS	RELINQUISHED BY / AFFILIATION	DATE	TIME	ACCEPTED BY / AFFILIATION	DATE	TIME
	Christopher Radovic (ERM)	9/15/2023	1515	Aaron Seals (ERM)	9/15/2023	1530
	Aaron Seals (ERM)	9/15/2023	1715		9/15/23	1715

SAMPLE CONDITIONS

TEMP in C	Received on Ice (Y/N)	Custody Sealed Cooler (Y/N)	Samples Intact (Y/N)
1.0	Y	N	Y

SAMPLER NAME AND SIGNATURE

PRINT Name of SAMPLER: Aaron Seals and Christopher Radovic

SIGNATURE of SAMPLER:

DATE Signed: 9/15/2023

SAMPLE CONDITION UPON RECEIPT FORM

Date/Time and Initials of person examining contents: 09/15/23 1730 JT

1. **Courier:** ☐ FED EX ☐ UPS ☑ CLIENT ☐ PACE ☐ NOW/JETT ☐ OTHER _____
2. **Custody Seal on Cooler/Box Present:** ☐ Yes ☑ No
   (If yes)Seals Intact: ☐ Yes ☐ No **(leave blank if no seals were present)**
3. **Thermometer:** 1 2 3 4 5 6 7 8 A B C D E F G H
4. **Cooler Temperature(s):** 1.0 | 1.0 (Initial/Corrected) RECORD TEMPS OF ALL COOLERS RECEIVED (use Comments below to add more)
5. **Packing Material:** ☐ Bubble Wrap ☑ Bubble Bags ☐ None ☐ Other _____
6. **Ice Type:** ☑ Wet ☐ Blue ☐ None
7. **If temp. is over 6°C or under 0°C, was the PM notified?:** ☐ Yes ☐ No
   Cooler temp should be above freezing to 6°C

All discrepancies will be written out in the comments section below.

	Yes	No		Yes	No	N/A
USDA Regulated Soils? (HI, ID, NY, WA, OR,CA, NM, TX, OK, AR, LA, TN, AL, MS, NC, SC, GA, FL, or Puerto Rico)		✓	All containers needing acid/base preservation have been pH CHECKED?: **Exceptions: VOA, coliform, LLHg, O&G, RAD CHEM, and any container with a septum cap or preserved with HCl.** **Circle:** **HNO3 (<2) H2SO4 (<2) NaOH (>10) NaOH/ZnAc (>9)** Any non-conformance to pH recommendations will be noted on the container count form	✓		
Short Hold Time Analysis (48 hours or less)? Analysis:		✓				
Time 5035A TC placed in Freezer or Short Holds To Lab	Time:		Residual Chlorine Check (SVOC 625 Pest/PCB 608)	Present	Absent	N/A ✓
Rush TAT Requested (4 days or less):		✓	Residual Chlorine Check (Total/Amenable/Free Cyanide)			✓
Custody Signatures Present?	✓		Headspace Wisconsin Sulfide?			✓
Containers Intact?:	✓		Headspace in VOA Vials (>6mm): See Containter Count form for details	Present	Absent ✓	No VOA Vials Sent
Sample Label (IDs/Dates/Times) Match COC?: Except TCs, which only require sample ID	✓		Trip Blank Present?	✓		
Extra labels on Terracore Vials? (soils only)		✓	Trip Blank Custody Seals?:	✓		

COMMENTS:

COC PAGE 1 **of** 1

Sample Container Count

** Place a RED dot on containers that are out of conformance **

COC Line Item	WGFU	WGKU BG1U	MeOH (only) SBS DI R	DG9H VG9H	VOA VIAL HS >6mm	VG9D DG9U	VG9T	AMBER GLASS: AG0U	AG1H	AG1U	AG3U	AG3S	AG3SF	AG3B	PLASTIC: BP1U	BP1N	BP2U	BP3U	BP3N	BP3F	BP3S	BP3B	BP3Z	OTHER: CG3H	CG3F	Syringe Kit	Matrix
1				3		3						1															5
2																											
3																											
4																											
5																											
6																											
7																											
8																											
9																											
10																											
11																											
12																											

Nitric	Sulfuric	Sodium Hydroxide	Sodium Hydroxide/ ZnAc
Red	Yellow	Green	Black
HNO3 <2	H2SO4 <2	NaOH >10	NaOH/Zn Ac >9
	✓		
	✓		
	✓		
	✓		
	✓		
	✓		

Container Codes

Glass

DG9H	40mL HCl amber voa vial	BG1T	glass
DG9P	40mL TSP amber vial	BG1U	1L unpreserved glass
DG9S	40mL H2SO4 amber vial	CG3U	250mL Unpres Clear Glass
DG9T	40mL Na Thio amber vial	AG0U	100mL unpres amber glass
DG9U	40mL unpreserved amber vial	AG1H	1L HCl amber glass
VG9H	40mL HCl clear vial	AG1S	1L H2SO4 amber glass
VG9T	40mL Na Thio. clear vial	AG1T	1L Na Thiosulfate amber glass
VG9U	40mL unpreserved clear vial	AG1U	1liter unpres amber glass
I	40mL w/hexane wipe vial	AG2N	500mL HNO3 amber glass
WGKU	8oz unpreserved clear jar	AG2S	500mL H2SO4 amber glass
WGFU	4oz clear soil jar	AG2U	500mL unpres amber glass
JGFU	4oz unpreserved amber wide	AG3S	250mL H2SO4 amber glass
CG3H	250mL clear glass HCl	AG3SF	250mL H2SO4 amb glass -field filtered
CG3F	250mL clear glass HCl, Field Filter	AG3U	250mL unpres amber glass
BG1H	1L HCl clear glass	AG3B	250mL NaOH amber glass
BG1S	1L H2SO4 clear glass		

Plastic

BP1B	1L NaOH plastic	BP4U	125mL unpreserved plastic
BP1N	1L HNO3 plastic	BP4N	125mL HNO3 plastic
BP1S	1L H2SO4 plastic	BP4S	125mL H2SO4 plastic
BP1U	1L unpreserved plastic		
BP1Z	1L NaOH, Zn, Ac		
BP2N	500mL HNO3 plastic		
BP2C	500mL NaOH plastic		
BP2S	500mL H2SO4 plastic		
BP2U	500mL unpreserved plastic		
BP2Z	500mL NaOH, Zn Ac		
BP3B	250mL NaOH plastic		
BP3N	250mL HNO3 plastic		
BP3F	250mL HNO3 plastic-field filtered		
BP3U	250mL unpreserved plastic		
BP3S	250mL H2SO4 plastic		
BP3Z	250mL NaOH, ZnAc plastic		
BP3R	250mL Unpres FF SO4/OH buffer		

Miscellaneous

Syringe Kit	LL Cr+6 sampling kit
ZPLC	Ziploc Bag
R	Terracore Kit
SP5T	120mL Coliform Sodium Thiosulfate
GN	General Container
U	Summa Can (air sample)
WT	Water
SL	Solid
OL:	Oil
NAL	Non-aqueous liquid
WP	Wipe

ERM

1050 SW 6th Avenue
Suite 1650
Portland, OR 97204

Telephone: +1 503 488-5282

www.erm.com

Memo

To	Erika Smith
From	Tyler Lucas
Date	11 October 2023
Reference	0698955
Subject	Data Review of Schneider-Peru Enhanced In-Situ Bioremediation Samples collected in September 2023: Pace Analytical Services, LLC Data Packages 50354068, 50354070, and 50354072.

The data quality was assessed and any necessary qualifiers were applied following the *USEPA National Functional Guidelines for Organic Superfund Methods Data Review,* November 2020 and the *USEPA National Functional Guidelines for Inorganic Superfund Methods Data Review,* November 2020. Field duplicates were assessed using the guidance from the *Environmental Data Review Supplement for Region 1 Data Review Elements and Superfund Specific Guidance/Procedures*, September 2020, consistent with USEPA Region 5 which applies to the Site.

HOLDING TIME AND PRESERVATION EVALUATION

The samples were prepared and analyzed within the method-prescribed time period from the date of collection. The sample shipments were received at the laboratory within the method-prescribed temperature preservation requirements of less than 6°C. No qualifications were necessary.

BLANK EVALUATION

The method and equipment blank sample results were non-detected for each of the target analytes with several exceptions, presented in Table 1. When the analyte was non-detected in the associated samples, qualifications were not necessary.

No trip blanks were included in reports 50354068 and 50354070. However, the coolers from all three data packages travelled and arrived together at the laboratory. Although sent in separate coolers, the trip blank sample in report 50354072 was used to assess potentially influence by field sample collection techniques or background ambient conditions for all the reports.

BLANK SPIKE EVALUATION

The laboratory control sample (LCS) recoveries were within the laboratory's limits of acceptance, with exceptions presented in Table 2. No qualifications were required based upon high LCS recoveries if the associated sample results were non-detected, but when the associated sample result reported as a detect the sample was qualified as an estimate with a high bias (J+). Low LCS recoveries indicate a potential low bias; associated non-detect results were qualified as an estimated reporting limit (UJ).

© Copyright 2023 by ERM Worldwide Group Limited and/or its affiliates ('ERM'). All Rights Reserved. No part of this work may be reproduced or transmitted in any form or by any means, without prior written permission of ERM.

MATRIX SPIKE EVALUATION

The laboratory prepared both project and non-project samples for matrix spike (MS)/matrix spike duplicate (MSD) analysis. MS/MSD samples from non-project parent samples are not representative of the matrix for this project and were therefore not reviewed in this validation effort. For the MS/MSDs prepared from project samples, the recoveries and relative percent differences (RPDs) were within laboratory limits of acceptance with the exceptions noted in Table 2. No data were qualified if an outlier could be verified by another in-control recovery or if the sample result is greater than four times the spike concentration. No data were qualified on the basis of MS/MSD performance.

SURROGATE SPIKE EVALUATION

The surrogate recoveries were within acceptable limits. No data was qualified on the bases of surrogate performance.

LABORATORY DUPLICATE EVALUATION

The laboratory prepared both project and non-project samples for laboratory duplicate analysis. Laboratory duplicate samples from non-project parent samples are not representative of the matrix for this project and were therefore not reviewed in this validation effort. For the laboratory duplicates prepared from project samples, the RPDs between detected results were within the laboratory control limit. The acceptable RPDs indicate acceptable laboratory precision.

FIELD DUPLICATE EVALUATION

Two samples were submitted in duplicate. ERM calculated the differences or RPDs between detected results in Table 3. An RPD control limit of 30 was used when both the sample and the field duplicate results were greater than or equal to five times the reporting limit. A control limit of ± two times the reporting limit was used when at least one of the results was less than five times the reporting limit. All analytes in the parent sample/field duplicate pairs met the control limits.

OVERALL ASSESSMENT

No results were rejected. All of the data, including qualified data, can be used for decision-making purposes. The quality of the data generated during this investigation is acceptable for the preparation of technically defensible documents.

Enclosures: Tables 1-3

Table 1
Blank and Associated Suspect Sample Detections
2023 Schneider-Peru September Enhanced In-Situ Bioremediation Data
Schneider Electric
Peru, Indiana

Lab Package	Blank ID	Detected Analyte	Reported Blank Concentration	Blank Report Limit	Associated Sample	Associated Sample Result	Associated Sample Report Limit	Units	ERM Qualifier
50354070	MB 3453408	Naphthalene	0.79	1.2	None for qualification, associated samples ND	--	--	µg/L	--
	MB 3457405	Naphthalene	0.85	1.2	None for qualification, associated sample ND	--	--	µg/L	--

Lab packages reviewed: 50354068, 50354070, and 50354072

Notes:
ND = Not detected
MB = Method blank
µg/L = Micrograms per liter

Table 2
Spike Recoveries Outside of Acceptable Limits
2023 Schneider-Peru September Enhanced In-Situ Bioremediation Data
Schneider Electric
Peru, Indiana

Lab Package	Spike Sample ID	Associated Sample	Analyte	Recovery (%)	Limit (%)	RPD	RPD Limit	Result	Units	ERM Qualifier
LCS/LCSD										
50354068	LCS 3452213	None for qualification, associated samples ND	Naphthalene	142	70-132	--	--	--	--	--
50354072	LCS 3453296	None for qualification, associated sample ND	Vinyl chloride	135	48-133	--	--	--	--	--
	LCS 3453302	TB-01-20230915	Tetrachloroethene	71	73-132	--	--	ND	µg/L	UJ
	LCS 3453306	MW-22-20230911	Vinyl chloride	148	48-133	--	--	16.4	µg/L	J+
		MW-31-20230911						ND	µg/L	--
		MW-15-20230911						ND	µg/L	--

Table 2
Spike Recoveries Outside of Acceptable Limits
2023 Schneider-Peru September Enhanced In-Situ Bioremediation Data
Schneider Electric
Peru, Indiana

Lab Package	Spike Sample ID	Associated Sample	Analyte	Recovery (%)	Limit (%)	RPD	RPD Limit	Result	Units	ERM Qualifier
MS/MSD										
50354068	MW-33-20230914 MS/MSD	None for qualification, MS %R passes	cis-1,2-Dichloroethene	64/57	59-141	3	20	--	--	--
50354072	MW-12-20230911 MS/MSD	None for qualification, sample 4X	cis-1,2-Dichloroethene	415/437	59-141	2	20	--	--	--
		None for qualification, MSD %R passes	Vinyl chloride	147/138	43-139	7	20	--	--	--

Lab packages reviewed: 50354068, 50354070, and 50354072

Notes:
4X = The unspiked sample result was greater than four times the spike concentration
J+ = Detected results are estimated with a high bias
LCS/LCSD = Laboratory control sample/laboratory control sample duplicate
MS/MSD - Matrix spike/matrix spike duplicate
ND = Not detected
RPD = Relative percent difference
µg/L = Micrograms per liter
UJ = Nondetected, estimated report limit

Table 3
Field Duplicate Evaluation
2023 Schneider-Peru September Enhanced In-Situ Bioremediation Data
Schneider Electric
Peru, Indiana

Lab Package	Primary/Duplicate Sample ID	Analyte	Concentration		Report Limit		Difference	Difference Limit	Units	RPD	RPD Limit	ERM Qualifier
			Sample	Duplicate	Sample	Duplicate						
50354068	MW-32S-20230912 DUP-1-20230912	Methane	26.8	25.9	10.0	10.0	0.9	20.0	µg/L	--	NA	--
		cis-1,2-Dichloroethene	153	158	5.0	5.0	--	NA	µg/L	3.2	30	--
		trans-1,2-Dichloroethene	3.9	4.1	5.0	5.0	--	NA	µg/L	--	NA	--
		Trichloroethene	11.4	12.6	5.0	5.0	1.2	10.0	µg/L	--	NA	--
50354070	MW-39D-20230913 DUP-2-20230913	Ethane	4.7	4.1	10.0	10.0	--	NA	µg/L	--	NA	--
		Methane	602	649	10.0	10.0	--	NA	µg/L	7.5	30	--
		1,1-Dichloroethene	0.55	0.58	5.0	5.0	--	NA	µg/L	--	NA	--
		cis-1,2-Dichloroethene	324	359	25.0	50.0	--	NA	µg/L	10	30	--
		trans-1,2-Dichloroethene	4.8	4.2	5.0	5.0	--	NA	µg/L	--	NA	--
		Total Organic Carbon	5.0	5.3	1.0	1.0	0.3	2.0	mg/L	--	NA	--

Lab packages reviewed: 50354068, 50354070, and 50354072

Notes:
RPD = Relative percent difference
NA = Not applicable
mg/L = Milligrams per liter
µg/L = Micrograms per liter

Pace Analytical Services, LLC
7726 Moller Road
Indianapolis, IN 46268
(317)228-3100

October 19, 2023

Mr. Aaron Friedrich
ERM, Inc.
8425 Woodfield Crossing Blvd
Suite 560-W
Indianapolis, IN 46240

RE: Project: Schneider Electric, Peru IN
Pace Project No.: 50356481

Dear Mr. Friedrich:

Enclosed are the analytical results for sample(s) received by the laboratory on October 13, 2023. The results relate only to the samples included in this report. Results reported herein conform to the applicable TNI/NELAC Standards and the laboratory's Quality Manual, where applicable, unless otherwise noted in the body of the report.

The test results provided in this final report were generated by each of the following laboratories within the Pace Network:

- Pace Analytical Services - Indianapolis

If you have any questions concerning this report, please feel free to contact me.

Sincerely,



Kenneth Hunt
kenneth.hunt@pacelabs.com
(317)228-3120
Project Manager

Enclosures

cc: Ms. Meghan Eschbaugh@erm.com, ERM
Ms. Abigail Sheehan, ERM
Ms. Erika Smith, ERM
Ms. Caitlin Tillema, ERM
EDD Data User

This report shall not be reproduced, except in full,
without the written consent of Pace Analytical Services, LLC.

Pace Analytical Services, LLC
7726 Moller Road
Indianapolis, IN 46268
(317)228-3100

CERTIFICATIONS

Project: Schneider Electric, Peru IN
Pace Project No.: 50356481

Pace Analytical Services Indianapolis
7726 Moller Road, Indianapolis, IN 46268
Illinois Accreditation #: 200074
Indiana Drinking Water Laboratory #: C-49-06
Kansas/TNI Certification #: E-10177
Kentucky UST Agency Interest #: 80226
Kentucky WW Laboratory ID #: 98019
Michigan Drinking Water Laboratory #9050
Ohio VAP Certified Laboratory #: CL0065
Oklahoma Laboratory #: 9204
Texas Certification #: T104704355
Wisconsin Laboratory #: 999788130
USDA Foreign Soil Permit #: 525-23-13-23119
USDA Compliance Agreement #: IN-SL-22-001

This report shall not be reproduced, except in full,
without the written consent of Pace Analytical Services, LLC.

Pace Analytical Services, LLC
7726 Moller Road
Indianapolis, IN 46268
(317)228-3100

SAMPLE SUMMARY

Project: Schneider Electric, Peru IN
Pace Project No.: 50356481

Lab ID	Sample ID	Matrix	Date Collected	Date Received
50356481001	**MW-4-20231012**	Water	10/12/23 11:53	10/13/23 17:44
50356481002	**MW-42-20231012**	Water	10/12/23 13:40	10/13/23 17:44
50356481003	**MW-41-20231012**	Water	10/12/23 15:10	10/13/23 17:44
50356481004	**MW-37-20231012**	Water	10/12/23 16:10	10/13/23 17:44
50356481005	**DUP-1-20231012**	Water	10/12/23 08:00	10/13/23 17:44
50356481006	**MW-10-20231013**	Water	10/13/23 09:20	10/13/23 17:44
50356481007	**MW-5-20231013**	Water	10/13/23 10:05	10/13/23 17:44
50356481008	**MW-7-20231013**	Water	10/13/23 12:00	10/13/23 17:44
50356481009	**MW-43-20231013**	Water	10/13/23 12:35	10/13/23 17:44
50356481010	**MW-44-20231013**	Water	10/13/23 15:00	10/13/23 17:44
50356481011	**MW-9-20231013**	Water	10/13/23 14:45	10/13/23 17:44
50356481012	**TripBlank-1-20231013**	Water	10/13/23 08:00	10/13/23 17:44

This report shall not be reproduced, except in full,
without the written consent of Pace Analytical Services, LLC.

Pace Analytical Services, LLC
7726 Moller Road
Indianapolis, IN 46268
(317)228-3100

SAMPLE ANALYTE COUNT

Project: Schneider Electric, Peru IN
Pace Project No.: 50356481

Lab ID	Sample ID	Method	Analysts	Analytes Reported	Laboratory
50356481001	**MW-4-20231012**	EPA 5030/8260	TMW	20	PASI-I
50356481002	**MW-42-20231012**	EPA 5030/8260	TMW	20	PASI-I
50356481003	**MW-41-20231012**	EPA 5030/8260	TMW	20	PASI-I
50356481004	**MW-37-20231012**	EPA 5030/8260	TMW	20	PASI-I
50356481005	**DUP-1-20231012**	EPA 5030/8260	TMW	20	PASI-I
50356481006	**MW-10-20231013**	EPA 5030/8260	TMW	20	PASI-I
50356481007	**MW-5-20231013**	EPA 5030/8260	TMW	20	PASI-I
50356481008	**MW-7-20231013**	EPA 5030/8260	TMW	20	PASI-I
50356481009	**MW-43-20231013**	EPA 5030/8260	TMW	20	PASI-I
50356481010	**MW-44-20231013**	EPA 5030/8260	TMW	20	PASI-I
50356481011	**MW-9-20231013**	EPA 5030/8260	TMW	20	PASI-I
50356481012	**TripBlank-1-20231013**	EPA 5030/8260	TMW	20	PASI-I

PASI-I = Pace Analytical Services - Indianapolis

This report shall not be reproduced, except in full,
without the written consent of Pace Analytical Services, LLC.

Pace Analytical Services, LLC
7726 Moller Road
Indianapolis, IN 46268
(317)228-3100

SUMMARY OF DETECTION

Project: Schneider Electric, Peru IN
Pace Project No.: 50356481

Lab Sample ID / Method	Client Sample ID / Parameters	Result	Units	Report Limit	Analyzed	Qualifiers
50356481009	**MW-43-20231013**					
EPA 5030/8260	cis-1,2-Dichloroethene	2.9J	ug/L	5.0	10/18/23 02:28	
50356481011	**MW-9-20231013**					
EPA 5030/8260	Trichloroethene	0.82J	ug/L	5.0	10/18/23 03:29	

This report shall not be reproduced, except in full,
without the written consent of Pace Analytical Services, LLC.

Pace Analytical Services, LLC
7726 Moller Road
Indianapolis, IN 46268
(317)228-3100

ANALYTICAL RESULTS

Project: Schneider Electric, Peru IN
Pace Project No.: 50356481

Sample: MW-4-20231012 **Lab ID: 50356481001** Collected: 10/12/23 11:53 Received: 10/13/23 17:44 Matrix: Water

Parameters	Results	Units	Report Limit	MDL	DF	Prepared	Analyzed	CAS No.	Qual
8260 MSV Indiana	Analytical Method: EPA 5030/8260 Pace Analytical Services - Indianapolis								
Benzene	ND	ug/L	5.0	0.46	1		10/17/23 21:23	71-43-2	
Carbon tetrachloride	ND	ug/L	5.0	0.29	1		10/17/23 21:23	56-23-5	
Chlorobenzene	ND	ug/L	5.0	0.35	1		10/17/23 21:23	108-90-7	
Chloroform	ND	ug/L	5.0	2.6	1		10/17/23 21:23	67-66-3	
1,1-Dichloroethane	ND	ug/L	5.0	0.37	1		10/17/23 21:23	75-34-3	
1,1-Dichloroethene	ND	ug/L	5.0	0.37	1		10/17/23 21:23	75-35-4	
cis-1,2-Dichloroethene	ND	ug/L	5.0	0.48	1		10/17/23 21:23	156-59-2	
trans-1,2-Dichloroethene	ND	ug/L	5.0	0.48	1		10/17/23 21:23	156-60-5	
Ethylbenzene	ND	ug/L	5.0	0.40	1		10/17/23 21:23	100-41-4	
Naphthalene	ND	ug/L	1.2	0.57	1		10/17/23 21:23	91-20-3	
Tetrachloroethene	ND	ug/L	5.0	0.36	1		10/17/23 21:23	127-18-4	
Toluene	ND	ug/L	5.0	0.38	1		10/17/23 21:23	108-88-3	
1,1,1-Trichloroethane	ND	ug/L	5.0	0.31	1		10/17/23 21:23	71-55-6	
Trichloroethene	ND	ug/L	5.0	0.41	1		10/17/23 21:23	79-01-6	
Vinyl chloride	ND	ug/L	2.0	0.40	1		10/17/23 21:23	75-01-4	
m&p-Xylene	ND	ug/L	5.0	1.5	1		10/17/23 21:23	179601-23-1	
o-Xylene	ND	ug/L	5.0	0.46	1		10/17/23 21:23	95-47-6	
Surrogates									
Dibromofluoromethane (S)	102	%.	82-128		1		10/17/23 21:23	1868-53-7	
4-Bromofluorobenzene (S)	100	%.	79-124		1		10/17/23 21:23	460-00-4	
Toluene-d8 (S)	100	%.	73-122		1		10/17/23 21:23	2037-26-5	

REPORT OF LABORATORY ANALYSIS

This report shall not be reproduced, except in full,
without the written consent of Pace Analytical Services, LLC.

Pace Analytical Services, LLC
7726 Moller Road
Indianapolis, IN 46268
(317)228-3100

ANALYTICAL RESULTS

Project: Schneider Electric, Peru IN
Pace Project No.: 50356481

Sample: MW-42-20231012 **Lab ID: 50356481002** Collected: 10/12/23 13:40 Received: 10/13/23 17:44 Matrix: Water

Parameters	Results	Units	Report Limit	MDL	DF	Prepared	Analyzed	CAS No.	Qual
8260 MSV Indiana	Analytical Method: EPA 5030/8260 Pace Analytical Services - Indianapolis								
Benzene	ND	ug/L	5.0	0.46	1		10/17/23 21:54	71-43-2	
Carbon tetrachloride	ND	ug/L	5.0	0.29	1		10/17/23 21:54	56-23-5	
Chlorobenzene	ND	ug/L	5.0	0.35	1		10/17/23 21:54	108-90-7	
Chloroform	ND	ug/L	5.0	2.6	1		10/17/23 21:54	67-66-3	
1,1-Dichloroethane	ND	ug/L	5.0	0.37	1		10/17/23 21:54	75-34-3	
1,1-Dichloroethene	ND	ug/L	5.0	0.37	1		10/17/23 21:54	75-35-4	
cis-1,2-Dichloroethene	ND	ug/L	5.0	0.48	1		10/17/23 21:54	156-59-2	
trans-1,2-Dichloroethene	ND	ug/L	5.0	0.48	1		10/17/23 21:54	156-60-5	
Ethylbenzene	ND	ug/L	5.0	0.40	1		10/17/23 21:54	100-41-4	
Naphthalene	ND	ug/L	1.2	0.57	1		10/17/23 21:54	91-20-3	
Tetrachloroethene	ND	ug/L	5.0	0.36	1		10/17/23 21:54	127-18-4	
Toluene	ND	ug/L	5.0	0.38	1		10/17/23 21:54	108-88-3	
1,1,1-Trichloroethane	ND	ug/L	5.0	0.31	1		10/17/23 21:54	71-55-6	
Trichloroethene	ND	ug/L	5.0	0.41	1		10/17/23 21:54	79-01-6	
Vinyl chloride	ND	ug/L	2.0	0.40	1		10/17/23 21:54	75-01-4	
m&p-Xylene	ND	ug/L	5.0	1.5	1		10/17/23 21:54	179601-23-1	
o-Xylene	ND	ug/L	5.0	0.46	1		10/17/23 21:54	95-47-6	
Surrogates									
Dibromofluoromethane (S)	102	%.	82-128		1		10/17/23 21:54	1868-53-7	
4-Bromofluorobenzene (S)	102	%.	79-124		1		10/17/23 21:54	460-00-4	
Toluene-d8 (S)	100	%.	73-122		1		10/17/23 21:54	2037-26-5	

REPORT OF LABORATORY ANALYSIS

This report shall not be reproduced, except in full,
without the written consent of Pace Analytical Services, LLC.

Pace Analytical Services, LLC
7726 Moller Road
Indianapolis, IN 46268
(317)228-3100

ANALYTICAL RESULTS

Project: Schneider Electric, Peru IN
Pace Project No.: 50356481

Sample: MW-41-20231012 **Lab ID: 50356481003** Collected: 10/12/23 15:10 Received: 10/13/23 17:44 Matrix: Water

Parameters	Results	Units	Report Limit	MDL	DF	Prepared	Analyzed	CAS No.	Qual
8260 MSV Indiana	Analytical Method: EPA 5030/8260 Pace Analytical Services - Indianapolis								
Benzene	ND	ug/L	5.0	0.46	1		10/17/23 22:24	71-43-2	
Carbon tetrachloride	ND	ug/L	5.0	0.29	1		10/17/23 22:24	56-23-5	
Chlorobenzene	ND	ug/L	5.0	0.35	1		10/17/23 22:24	108-90-7	
Chloroform	ND	ug/L	5.0	2.6	1		10/17/23 22:24	67-66-3	
1,1-Dichloroethane	ND	ug/L	5.0	0.37	1		10/17/23 22:24	75-34-3	
1,1-Dichloroethene	ND	ug/L	5.0	0.37	1		10/17/23 22:24	75-35-4	
cis-1,2-Dichloroethene	ND	ug/L	5.0	0.48	1		10/17/23 22:24	156-59-2	
trans-1,2-Dichloroethene	ND	ug/L	5.0	0.48	1		10/17/23 22:24	156-60-5	
Ethylbenzene	ND	ug/L	5.0	0.40	1		10/17/23 22:24	100-41-4	
Naphthalene	ND	ug/L	1.2	0.57	1		10/17/23 22:24	91-20-3	
Tetrachloroethene	ND	ug/L	5.0	0.36	1		10/17/23 22:24	127-18-4	
Toluene	ND	ug/L	5.0	0.38	1		10/17/23 22:24	108-88-3	
1,1,1-Trichloroethane	ND	ug/L	5.0	0.31	1		10/17/23 22:24	71-55-6	
Trichloroethene	ND	ug/L	5.0	0.41	1		10/17/23 22:24	79-01-6	
Vinyl chloride	ND	ug/L	2.0	0.40	1		10/17/23 22:24	75-01-4	
m&p-Xylene	ND	ug/L	5.0	1.5	1		10/17/23 22:24	179601-23-1	
o-Xylene	ND	ug/L	5.0	0.46	1		10/17/23 22:24	95-47-6	
Surrogates									
Dibromofluoromethane (S)	102	%.	82-128		1		10/17/23 22:24	1868-53-7	
4-Bromofluorobenzene (S)	102	%.	79-124		1		10/17/23 22:24	460-00-4	
Toluene-d8 (S)	100	%.	73-122		1		10/17/23 22:24	2037-26-5	

REPORT OF LABORATORY ANALYSIS

This report shall not be reproduced, except in full,
without the written consent of Pace Analytical Services, LLC.

Pace Analytical Services, LLC
7726 Moller Road
Indianapolis, IN 46268
(317)228-3100

ANALYTICAL RESULTS

Project: Schneider Electric, Peru IN
Pace Project No.: 50356481

Sample: MW-37-20231012 **Lab ID: 50356481004** Collected: 10/12/23 16:10 Received: 10/13/23 17:44 Matrix: Water

Parameters	Results	Units	Report Limit	MDL	DF	Prepared	Analyzed	CAS No.	Qual
8260 MSV Indiana	Analytical Method: EPA 5030/8260 Pace Analytical Services - Indianapolis								
Benzene	ND	ug/L	5.0	0.46	1		10/17/23 23:55	71-43-2	
Carbon tetrachloride	ND	ug/L	5.0	0.29	1		10/17/23 23:55	56-23-5	
Chlorobenzene	ND	ug/L	5.0	0.35	1		10/17/23 23:55	108-90-7	
Chloroform	ND	ug/L	5.0	2.6	1		10/17/23 23:55	67-66-3	
1,1-Dichloroethane	ND	ug/L	5.0	0.37	1		10/17/23 23:55	75-34-3	
1,1-Dichloroethene	ND	ug/L	5.0	0.37	1		10/17/23 23:55	75-35-4	
cis-1,2-Dichloroethene	ND	ug/L	5.0	0.48	1		10/17/23 23:55	156-59-2	
trans-1,2-Dichloroethene	ND	ug/L	5.0	0.48	1		10/17/23 23:55	156-60-5	
Ethylbenzene	ND	ug/L	5.0	0.40	1		10/17/23 23:55	100-41-4	
Naphthalene	ND	ug/L	1.2	0.57	1		10/17/23 23:55	91-20-3	
Tetrachloroethene	ND	ug/L	5.0	0.36	1		10/17/23 23:55	127-18-4	
Toluene	ND	ug/L	5.0	0.38	1		10/17/23 23:55	108-88-3	
1,1,1-Trichloroethane	ND	ug/L	5.0	0.31	1		10/17/23 23:55	71-55-6	
Trichloroethene	ND	ug/L	5.0	0.41	1		10/17/23 23:55	79-01-6	
Vinyl chloride	ND	ug/L	2.0	0.40	1		10/17/23 23:55	75-01-4	
m&p-Xylene	ND	ug/L	5.0	1.5	1		10/17/23 23:55	179601-23-1	
o-Xylene	ND	ug/L	5.0	0.46	1		10/17/23 23:55	95-47-6	
Surrogates									
Dibromofluoromethane (S)	103	%.	82-128		1		10/17/23 23:55	1868-53-7	
4-Bromofluorobenzene (S)	103	%.	79-124		1		10/17/23 23:55	460-00-4	
Toluene-d8 (S)	101	%.	73-122		1		10/17/23 23:55	2037-26-5	

REPORT OF LABORATORY ANALYSIS

This report shall not be reproduced, except in full,
without the written consent of Pace Analytical Services, LLC.

Pace Analytical Services, LLC
7726 Moller Road
Indianapolis, IN 46268
(317)228-3100

ANALYTICAL RESULTS

Project: Schneider Electric, Peru IN
Pace Project No.: 50356481

Sample: DUP-1-20231012 **Lab ID: 50356481005** Collected: 10/12/23 08:00 Received: 10/13/23 17:44 Matrix: Water

Parameters	Results	Units	Report Limit	MDL	DF	Prepared	Analyzed	CAS No.	Qual
8260 MSV Indiana	Analytical Method: EPA 5030/8260 Pace Analytical Services - Indianapolis								
Benzene	ND	ug/L	5.0	0.46	1		10/18/23 00:26	71-43-2	
Carbon tetrachloride	ND	ug/L	5.0	0.29	1		10/18/23 00:26	56-23-5	
Chlorobenzene	ND	ug/L	5.0	0.35	1		10/18/23 00:26	108-90-7	
Chloroform	ND	ug/L	5.0	2.6	1		10/18/23 00:26	67-66-3	
1,1-Dichloroethane	ND	ug/L	5.0	0.37	1		10/18/23 00:26	75-34-3	
1,1-Dichloroethene	ND	ug/L	5.0	0.37	1		10/18/23 00:26	75-35-4	
cis-1,2-Dichloroethene	ND	ug/L	5.0	0.48	1		10/18/23 00:26	156-59-2	
trans-1,2-Dichloroethene	ND	ug/L	5.0	0.48	1		10/18/23 00:26	156-60-5	
Ethylbenzene	ND	ug/L	5.0	0.40	1		10/18/23 00:26	100-41-4	
Naphthalene	ND	ug/L	1.2	0.57	1		10/18/23 00:26	91-20-3	
Tetrachloroethene	ND	ug/L	5.0	0.36	1		10/18/23 00:26	127-18-4	
Toluene	ND	ug/L	5.0	0.38	1		10/18/23 00:26	108-88-3	
1,1,1-Trichloroethane	ND	ug/L	5.0	0.31	1		10/18/23 00:26	71-55-6	
Trichloroethene	ND	ug/L	5.0	0.41	1		10/18/23 00:26	79-01-6	
Vinyl chloride	ND	ug/L	2.0	0.40	1		10/18/23 00:26	75-01-4	
m&p-Xylene	ND	ug/L	5.0	1.5	1		10/18/23 00:26	179601-23-1	
o-Xylene	ND	ug/L	5.0	0.46	1		10/18/23 00:26	95-47-6	
Surrogates									
Dibromofluoromethane (S)	102	%.	82-128		1		10/18/23 00:26	1868-53-7	
4-Bromofluorobenzene (S)	102	%.	79-124		1		10/18/23 00:26	460-00-4	
Toluene-d8 (S)	98	%.	73-122		1		10/18/23 00:26	2037-26-5	

REPORT OF LABORATORY ANALYSIS

This report shall not be reproduced, except in full,
without the written consent of Pace Analytical Services, LLC.

Pace Analytical Services, LLC
7726 Moller Road
Indianapolis, IN 46268
(317)228-3100

ANALYTICAL RESULTS

Project: Schneider Electric, Peru IN
Pace Project No.: 50356481

Sample: MW-10-20231013 **Lab ID: 50356481006** Collected: 10/13/23 09:20 Received: 10/13/23 17:44 Matrix: Water

Parameters	Results	Units	Report Limit	MDL	DF	Prepared	Analyzed	CAS No.	Qual
8260 MSV Indiana	Analytical Method: EPA 5030/8260 Pace Analytical Services - Indianapolis								
Benzene	ND	ug/L	5.0	0.46	1		10/18/23 00:56	71-43-2	
Carbon tetrachloride	ND	ug/L	5.0	0.29	1		10/18/23 00:56	56-23-5	
Chlorobenzene	ND	ug/L	5.0	0.35	1		10/18/23 00:56	108-90-7	
Chloroform	ND	ug/L	5.0	2.6	1		10/18/23 00:56	67-66-3	
1,1-Dichloroethane	ND	ug/L	5.0	0.37	1		10/18/23 00:56	75-34-3	
1,1-Dichloroethene	ND	ug/L	5.0	0.37	1		10/18/23 00:56	75-35-4	
cis-1,2-Dichloroethene	ND	ug/L	5.0	0.48	1		10/18/23 00:56	156-59-2	
trans-1,2-Dichloroethene	ND	ug/L	5.0	0.48	1		10/18/23 00:56	156-60-5	
Ethylbenzene	ND	ug/L	5.0	0.40	1		10/18/23 00:56	100-41-4	
Naphthalene	ND	ug/L	1.2	0.57	1		10/18/23 00:56	91-20-3	
Tetrachloroethene	ND	ug/L	5.0	0.36	1		10/18/23 00:56	127-18-4	
Toluene	ND	ug/L	5.0	0.38	1		10/18/23 00:56	108-88-3	
1,1,1-Trichloroethane	ND	ug/L	5.0	0.31	1		10/18/23 00:56	71-55-6	
Trichloroethene	ND	ug/L	5.0	0.41	1		10/18/23 00:56	79-01-6	
Vinyl chloride	ND	ug/L	2.0	0.40	1		10/18/23 00:56	75-01-4	
m&p-Xylene	ND	ug/L	5.0	1.5	1		10/18/23 00:56	179601-23-1	
o-Xylene	ND	ug/L	5.0	0.46	1		10/18/23 00:56	95-47-6	
Surrogates									
Dibromofluoromethane (S)	102	%.	82-128		1		10/18/23 00:56	1868-53-7	
4-Bromofluorobenzene (S)	102	%.	79-124		1		10/18/23 00:56	460-00-4	
Toluene-d8 (S)	100	%.	73-122		1		10/18/23 00:56	2037-26-5	

REPORT OF LABORATORY ANALYSIS

This report shall not be reproduced, except in full,
without the written consent of Pace Analytical Services, LLC.

Pace Analytical Services, LLC
7726 Moller Road
Indianapolis, IN 46268
(317)228-3100

ANALYTICAL RESULTS

Project: Schneider Electric, Peru IN
Pace Project No.: 50356481

Sample: MW-5-20231013 **Lab ID: 50356481007** Collected: 10/13/23 10:05 Received: 10/13/23 17:44 Matrix: Water

Parameters	Results	Units	Report Limit	MDL	DF	Prepared	Analyzed	CAS No.	Qual
8260 MSV Indiana	Analytical Method: EPA 5030/8260 Pace Analytical Services - Indianapolis								
Benzene	ND	ug/L	5.0	0.46	1		10/18/23 01:27	71-43-2	
Carbon tetrachloride	ND	ug/L	5.0	0.29	1		10/18/23 01:27	56-23-5	
Chlorobenzene	ND	ug/L	5.0	0.35	1		10/18/23 01:27	108-90-7	
Chloroform	ND	ug/L	5.0	2.6	1		10/18/23 01:27	67-66-3	
1,1-Dichloroethane	ND	ug/L	5.0	0.37	1		10/18/23 01:27	75-34-3	
1,1-Dichloroethene	ND	ug/L	5.0	0.37	1		10/18/23 01:27	75-35-4	
cis-1,2-Dichloroethene	ND	ug/L	5.0	0.48	1		10/18/23 01:27	156-59-2	
trans-1,2-Dichloroethene	ND	ug/L	5.0	0.48	1		10/18/23 01:27	156-60-5	
Ethylbenzene	ND	ug/L	5.0	0.40	1		10/18/23 01:27	100-41-4	
Naphthalene	ND	ug/L	1.2	0.57	1		10/18/23 01:27	91-20-3	
Tetrachloroethene	ND	ug/L	5.0	0.36	1		10/18/23 01:27	127-18-4	
Toluene	ND	ug/L	5.0	0.38	1		10/18/23 01:27	108-88-3	
1,1,1-Trichloroethane	ND	ug/L	5.0	0.31	1		10/18/23 01:27	71-55-6	
Trichloroethene	ND	ug/L	5.0	0.41	1		10/18/23 01:27	79-01-6	
Vinyl chloride	ND	ug/L	2.0	0.40	1		10/18/23 01:27	75-01-4	
m&p-Xylene	ND	ug/L	5.0	1.5	1		10/18/23 01:27	179601-23-1	
o-Xylene	ND	ug/L	5.0	0.46	1		10/18/23 01:27	95-47-6	
Surrogates									
Dibromofluoromethane (S)	102	%.	82-128		1		10/18/23 01:27	1868-53-7	
4-Bromofluorobenzene (S)	102	%.	79-124		1		10/18/23 01:27	460-00-4	
Toluene-d8 (S)	99	%.	73-122		1		10/18/23 01:27	2037-26-5	

REPORT OF LABORATORY ANALYSIS

This report shall not be reproduced, except in full,
without the written consent of Pace Analytical Services, LLC.

Pace Analytical Services, LLC
7726 Moller Road
Indianapolis, IN 46268
(317)228-3100

ANALYTICAL RESULTS

Project: Schneider Electric, Peru IN
Pace Project No.: 50356481

Sample: MW-7-20231013 **Lab ID: 50356481008** Collected: 10/13/23 12:00 Received: 10/13/23 17:44 Matrix: Water

Parameters	Results	Units	Report Limit	MDL	DF	Prepared	Analyzed	CAS No.	Qual
8260 MSV Indiana	Analytical Method: EPA 5030/8260 Pace Analytical Services - Indianapolis								
Benzene	ND	ug/L	5.0	0.46	1		10/18/23 01:57	71-43-2	
Carbon tetrachloride	ND	ug/L	5.0	0.29	1		10/18/23 01:57	56-23-5	
Chlorobenzene	ND	ug/L	5.0	0.35	1		10/18/23 01:57	108-90-7	
Chloroform	ND	ug/L	5.0	2.6	1		10/18/23 01:57	67-66-3	
1,1-Dichloroethane	ND	ug/L	5.0	0.37	1		10/18/23 01:57	75-34-3	
1,1-Dichloroethene	ND	ug/L	5.0	0.37	1		10/18/23 01:57	75-35-4	
cis-1,2-Dichloroethene	ND	ug/L	5.0	0.48	1		10/18/23 01:57	156-59-2	
trans-1,2-Dichloroethene	ND	ug/L	5.0	0.48	1		10/18/23 01:57	156-60-5	
Ethylbenzene	ND	ug/L	5.0	0.40	1		10/18/23 01:57	100-41-4	
Naphthalene	ND	ug/L	1.2	0.57	1		10/18/23 01:57	91-20-3	
Tetrachloroethene	ND	ug/L	5.0	0.36	1		10/18/23 01:57	127-18-4	
Toluene	ND	ug/L	5.0	0.38	1		10/18/23 01:57	108-88-3	
1,1,1-Trichloroethane	ND	ug/L	5.0	0.31	1		10/18/23 01:57	71-55-6	
Trichloroethene	ND	ug/L	5.0	0.41	1		10/18/23 01:57	79-01-6	
Vinyl chloride	ND	ug/L	2.0	0.40	1		10/18/23 01:57	75-01-4	
m&p-Xylene	ND	ug/L	5.0	1.5	1		10/18/23 01:57	179601-23-1	
o-Xylene	ND	ug/L	5.0	0.46	1		10/18/23 01:57	95-47-6	
Surrogates									
Dibromofluoromethane (S)	102	%.	82-128		1		10/18/23 01:57	1868-53-7	
4-Bromofluorobenzene (S)	102	%.	79-124		1		10/18/23 01:57	460-00-4	
Toluene-d8 (S)	99	%.	73-122		1		10/18/23 01:57	2037-26-5	

REPORT OF LABORATORY ANALYSIS

This report shall not be reproduced, except in full,
without the written consent of Pace Analytical Services, LLC.

Pace Analytical Services, LLC
7726 Moller Road
Indianapolis, IN 46268
(317)228-3100

ANALYTICAL RESULTS

Project: Schneider Electric, Peru IN
Pace Project No.: 50356481

Sample: MW-43-20231013 **Lab ID: 50356481009** Collected: 10/13/23 12:35 Received: 10/13/23 17:44 Matrix: Water

Parameters	Results	Units	Report Limit	MDL	DF	Prepared	Analyzed	CAS No.	Qual
8260 MSV Indiana	Analytical Method: EPA 5030/8260 Pace Analytical Services - Indianapolis								
Benzene	ND	ug/L	5.0	0.46	1		10/18/23 02:28	71-43-2	
Carbon tetrachloride	ND	ug/L	5.0	0.29	1		10/18/23 02:28	56-23-5	
Chlorobenzene	ND	ug/L	5.0	0.35	1		10/18/23 02:28	108-90-7	
Chloroform	ND	ug/L	5.0	2.6	1		10/18/23 02:28	67-66-3	
1,1-Dichloroethane	ND	ug/L	5.0	0.37	1		10/18/23 02:28	75-34-3	
1,1-Dichloroethene	ND	ug/L	5.0	0.37	1		10/18/23 02:28	75-35-4	
cis-1,2-Dichloroethene	**2.9J**	ug/L	5.0	0.48	1		10/18/23 02:28	156-59-2	
trans-1,2-Dichloroethene	ND	ug/L	5.0	0.48	1		10/18/23 02:28	156-60-5	
Ethylbenzene	ND	ug/L	5.0	0.40	1		10/18/23 02:28	100-41-4	
Naphthalene	ND	ug/L	1.2	0.57	1		10/18/23 02:28	91-20-3	
Tetrachloroethene	ND	ug/L	5.0	0.36	1		10/18/23 02:28	127-18-4	
Toluene	ND	ug/L	5.0	0.38	1		10/18/23 02:28	108-88-3	
1,1,1-Trichloroethane	ND	ug/L	5.0	0.31	1		10/18/23 02:28	71-55-6	
Trichloroethene	ND	ug/L	5.0	0.41	1		10/18/23 02:28	79-01-6	
Vinyl chloride	ND	ug/L	2.0	0.40	1		10/18/23 02:28	75-01-4	
m&p-Xylene	ND	ug/L	5.0	1.5	1		10/18/23 02:28	179601-23-1	
o-Xylene	ND	ug/L	5.0	0.46	1		10/18/23 02:28	95-47-6	
Surrogates									
Dibromofluoromethane (S)	102	%.	82-128		1		10/18/23 02:28	1868-53-7	
4-Bromofluorobenzene (S)	102	%.	79-124		1		10/18/23 02:28	460-00-4	
Toluene-d8 (S)	100	%.	73-122		1		10/18/23 02:28	2037-26-5	

REPORT OF LABORATORY ANALYSIS

This report shall not be reproduced, except in full,
without the written consent of Pace Analytical Services, LLC.

Pace Analytical Services, LLC
7726 Moller Road
Indianapolis, IN 46268
(317)228-3100

ANALYTICAL RESULTS

Project: Schneider Electric, Peru IN
Pace Project No.: 50356481

Sample: MW-44-20231013 **Lab ID: 50356481010** Collected: 10/13/23 15:00 Received: 10/13/23 17:44 Matrix: Water

Parameters	Results	Units	Report Limit	MDL	DF	Prepared	Analyzed	CAS No.	Qual
8260 MSV Indiana	Analytical Method: EPA 5030/8260 Pace Analytical Services - Indianapolis								
Benzene	ND	ug/L	5.0	0.46	1		10/18/23 02:58	71-43-2	
Carbon tetrachloride	ND	ug/L	5.0	0.29	1		10/18/23 02:58	56-23-5	
Chlorobenzene	ND	ug/L	5.0	0.35	1		10/18/23 02:58	108-90-7	
Chloroform	ND	ug/L	5.0	2.6	1		10/18/23 02:58	67-66-3	
1,1-Dichloroethane	ND	ug/L	5.0	0.37	1		10/18/23 02:58	75-34-3	
1,1-Dichloroethene	ND	ug/L	5.0	0.37	1		10/18/23 02:58	75-35-4	
cis-1,2-Dichloroethene	ND	ug/L	5.0	0.48	1		10/18/23 02:58	156-59-2	
trans-1,2-Dichloroethene	ND	ug/L	5.0	0.48	1		10/18/23 02:58	156-60-5	
Ethylbenzene	ND	ug/L	5.0	0.40	1		10/18/23 02:58	100-41-4	
Naphthalene	ND	ug/L	1.2	0.57	1		10/18/23 02:58	91-20-3	
Tetrachloroethene	ND	ug/L	5.0	0.36	1		10/18/23 02:58	127-18-4	
Toluene	ND	ug/L	5.0	0.38	1		10/18/23 02:58	108-88-3	
1,1,1-Trichloroethane	ND	ug/L	5.0	0.31	1		10/18/23 02:58	71-55-6	
Trichloroethene	ND	ug/L	5.0	0.41	1		10/18/23 02:58	79-01-6	
Vinyl chloride	ND	ug/L	2.0	0.40	1		10/18/23 02:58	75-01-4	
m&p-Xylene	ND	ug/L	5.0	1.5	1		10/18/23 02:58	179601-23-1	
o-Xylene	ND	ug/L	5.0	0.46	1		10/18/23 02:58	95-47-6	
Surrogates									
Dibromofluoromethane (S)	102	%.	82-128		1		10/18/23 02:58	1868-53-7	
4-Bromofluorobenzene (S)	102	%.	79-124		1		10/18/23 02:58	460-00-4	
Toluene-d8 (S)	99	%.	73-122		1		10/18/23 02:58	2037-26-5	

REPORT OF LABORATORY ANALYSIS

This report shall not be reproduced, except in full,
without the written consent of Pace Analytical Services, LLC.

Pace Analytical Services, LLC
7726 Moller Road
Indianapolis, IN 46268
(317)228-3100

ANALYTICAL RESULTS

Project: Schneider Electric, Peru IN
Pace Project No.: 50356481

Sample: MW-9-20231013 **Lab ID: 50356481011** Collected: 10/13/23 14:45 Received: 10/13/23 17:44 Matrix: Water

Parameters	Results	Units	Report Limit	MDL	DF	Prepared	Analyzed	CAS No.	Qual
8260 MSV Indiana	Analytical Method: EPA 5030/8260 Pace Analytical Services - Indianapolis								
Benzene	ND	ug/L	5.0	0.46	1		10/18/23 03:29	71-43-2	
Carbon tetrachloride	ND	ug/L	5.0	0.29	1		10/18/23 03:29	56-23-5	
Chlorobenzene	ND	ug/L	5.0	0.35	1		10/18/23 03:29	108-90-7	
Chloroform	ND	ug/L	5.0	2.6	1		10/18/23 03:29	67-66-3	
1,1-Dichloroethane	ND	ug/L	5.0	0.37	1		10/18/23 03:29	75-34-3	
1,1-Dichloroethene	ND	ug/L	5.0	0.37	1		10/18/23 03:29	75-35-4	
cis-1,2-Dichloroethene	ND	ug/L	5.0	0.48	1		10/18/23 03:29	156-59-2	
trans-1,2-Dichloroethene	ND	ug/L	5.0	0.48	1		10/18/23 03:29	156-60-5	
Ethylbenzene	ND	ug/L	5.0	0.40	1		10/18/23 03:29	100-41-4	
Naphthalene	ND	ug/L	1.2	0.57	1		10/18/23 03:29	91-20-3	
Tetrachloroethene	ND	ug/L	5.0	0.36	1		10/18/23 03:29	127-18-4	
Toluene	ND	ug/L	5.0	0.38	1		10/18/23 03:29	108-88-3	
1,1,1-Trichloroethane	ND	ug/L	5.0	0.31	1		10/18/23 03:29	71-55-6	
Trichloroethene	**0.82J**	ug/L	5.0	0.41	1		10/18/23 03:29	79-01-6	
Vinyl chloride	ND	ug/L	2.0	0.40	1		10/18/23 03:29	75-01-4	
m&p-Xylene	ND	ug/L	5.0	1.5	1		10/18/23 03:29	179601-23-1	
o-Xylene	ND	ug/L	5.0	0.46	1		10/18/23 03:29	95-47-6	
Surrogates									
Dibromofluoromethane (S)	104	%.	82-128		1		10/18/23 03:29	1868-53-7	
4-Bromofluorobenzene (S)	102	%.	79-124		1		10/18/23 03:29	460-00-4	
Toluene-d8 (S)	99	%.	73-122		1		10/18/23 03:29	2037-26-5	

REPORT OF LABORATORY ANALYSIS

This report shall not be reproduced, except in full,
without the written consent of Pace Analytical Services, LLC.

Pace Analytical Services, LLC
7726 Moller Road
Indianapolis, IN 46268
(317)228-3100

ANALYTICAL RESULTS

Project: Schneider Electric, Peru IN
Pace Project No.: 50356481

Sample: TripBlank-1-20231013 **Lab ID: 50356481012** Collected: 10/13/23 08:00 Received: 10/13/23 17:44 Matrix: Water

Parameters	Results	Units	Report Limit	MDL	DF	Prepared	Analyzed	CAS No.	Qual
8260 MSV Indiana	Analytical Method: EPA 5030/8260 Pace Analytical Services - Indianapolis								
Benzene	ND	ug/L	5.0	0.46	1		10/18/23 03:59	71-43-2	
Carbon tetrachloride	ND	ug/L	5.0	0.29	1		10/18/23 03:59	56-23-5	
Chlorobenzene	ND	ug/L	5.0	0.35	1		10/18/23 03:59	108-90-7	
Chloroform	ND	ug/L	5.0	2.6	1		10/18/23 03:59	67-66-3	
1,1-Dichloroethane	ND	ug/L	5.0	0.37	1		10/18/23 03:59	75-34-3	
1,1-Dichloroethene	ND	ug/L	5.0	0.37	1		10/18/23 03:59	75-35-4	
cis-1,2-Dichloroethene	ND	ug/L	5.0	0.48	1		10/18/23 03:59	156-59-2	
trans-1,2-Dichloroethene	ND	ug/L	5.0	0.48	1		10/18/23 03:59	156-60-5	
Ethylbenzene	ND	ug/L	5.0	0.40	1		10/18/23 03:59	100-41-4	
Naphthalene	ND	ug/L	1.2	0.57	1		10/18/23 03:59	91-20-3	
Tetrachloroethene	ND	ug/L	5.0	0.36	1		10/18/23 03:59	127-18-4	
Toluene	ND	ug/L	5.0	0.38	1		10/18/23 03:59	108-88-3	
1,1,1-Trichloroethane	ND	ug/L	5.0	0.31	1		10/18/23 03:59	71-55-6	
Trichloroethene	ND	ug/L	5.0	0.41	1		10/18/23 03:59	79-01-6	
Vinyl chloride	ND	ug/L	2.0	0.40	1		10/18/23 03:59	75-01-4	
m&p-Xylene	ND	ug/L	5.0	1.5	1		10/18/23 03:59	179601-23-1	
o-Xylene	ND	ug/L	5.0	0.46	1		10/18/23 03:59	95-47-6	
Surrogates									
Dibromofluoromethane (S)	103	%.	82-128		1		10/18/23 03:59	1868-53-7	
4-Bromofluorobenzene (S)	100	%.	79-124		1		10/18/23 03:59	460-00-4	
Toluene-d8 (S)	99	%.	73-122		1		10/18/23 03:59	2037-26-5	

REPORT OF LABORATORY ANALYSIS

This report shall not be reproduced, except in full,
without the written consent of Pace Analytical Services, LLC.

Pace Analytical Services, LLC
7726 Moller Road
Indianapolis, IN 46268
(317)228-3100

QUALITY CONTROL DATA

Project: Schneider Electric, Peru IN
Pace Project No.: 50356481

QC Batch: 757798
QC Batch Method: EPA 5030/8260
Analysis Method: EPA 5030/8260
Analysis Description: 8260 MSV
Laboratory: Pace Analytical Services - Indianapolis
Associated Lab Samples: 50356481001, 50356481002, 50356481003, 50356481004, 50356481005, 50356481006, 50356481007, 50356481008, 50356481009, 50356481010, 50356481011, 50356481012

METHOD BLANK: 3472845 Matrix: Water
Associated Lab Samples: 50356481001, 50356481002, 50356481003, 50356481004, 50356481005, 50356481006, 50356481007, 50356481008, 50356481009, 50356481010, 50356481011, 50356481012

Parameter	Units	Blank Result	Reporting Limit	MDL	Analyzed	Qualifiers
1,1,1-Trichloroethane	ug/L	ND	5.0	0.31	10/17/23 20:53	
1,1-Dichloroethane	ug/L	ND	5.0	0.37	10/17/23 20:53	
1,1-Dichloroethene	ug/L	ND	5.0	0.37	10/17/23 20:53	
Benzene	ug/L	ND	5.0	0.46	10/17/23 20:53	
Carbon tetrachloride	ug/L	ND	5.0	0.29	10/17/23 20:53	
Chlorobenzene	ug/L	ND	5.0	0.35	10/17/23 20:53	
Chloroform	ug/L	ND	5.0	2.6	10/17/23 20:53	
cis-1,2-Dichloroethene	ug/L	ND	5.0	0.48	10/17/23 20:53	
Ethylbenzene	ug/L	ND	5.0	0.40	10/17/23 20:53	
m&p-Xylene	ug/L	ND	5.0	1.5	10/17/23 20:53	
Naphthalene	ug/L	ND	1.2	0.57	10/17/23 20:53	
o-Xylene	ug/L	ND	5.0	0.46	10/17/23 20:53	
Tetrachloroethene	ug/L	ND	5.0	0.36	10/17/23 20:53	
Toluene	ug/L	ND	5.0	0.38	10/17/23 20:53	
trans-1,2-Dichloroethene	ug/L	ND	5.0	0.48	10/17/23 20:53	
Trichloroethene	ug/L	ND	5.0	0.41	10/17/23 20:53	
Vinyl chloride	ug/L	ND	2.0	0.40	10/17/23 20:53	
4-Bromofluorobenzene (S)	%.	102	79-124		10/17/23 20:53	
Dibromofluoromethane (S)	%.	101	82-128		10/17/23 20:53	
Toluene-d8 (S)	%.	100	73-122		10/17/23 20:53	

LABORATORY CONTROL SAMPLE: 3472846

Parameter	Units	Spike Conc.	LCS Result	LCS % Rec	% Rec Limits	Qualifiers
1,1,1-Trichloroethane	ug/L	50	49.5	99	76-127	
1,1-Dichloroethene	ug/L	50	50.4	101	73-133	
Benzene	ug/L	50	49.4	99	74-124	
Chlorobenzene	ug/L	50	47.0	94	77-121	
Chloroform	ug/L	50	49.6	99	75-118	
cis-1,2-Dichloroethene	ug/L	50	50.2	100	76-125	
Ethylbenzene	ug/L	50	47.8	96	74-125	
m&p-Xylene	ug/L	100	94.2	94	72-123	
Naphthalene	ug/L	50	48.6	97	70-132	
o-Xylene	ug/L	50	47.4	95	74-124	
Tetrachloroethene	ug/L	50	46.6	93	73-132	
Toluene	ug/L	50	48.0	96	72-119	
trans-1,2-Dichloroethene	ug/L	50	49.5	99	74-125	

Results presented on this page are in the units indicated by the "Units" column except where an alternate unit is presented to the right of the result.

REPORT OF LABORATORY ANALYSIS

This report shall not be reproduced, except in full,
without the written consent of Pace Analytical Services, LLC.

Pace Analytical Services, LLC
7726 Moller Road
Indianapolis, IN 46268
(317)228-3100

QUALITY CONTROL DATA

Project: Schneider Electric, Peru IN
Pace Project No.: 50356481

LABORATORY CONTROL SAMPLE: 3472846

Parameter	Units	Spike Conc.	LCS Result	LCS % Rec	% Rec Limits	Qualifiers
Trichloroethene	ug/L	50	48.4	97	75-127	
Vinyl chloride	ug/L	50	53.8	108	48-133	
4-Bromofluorobenzene (S)	%.			101	79-124	
Dibromofluoromethane (S)	%.			101	82-128	
Toluene-d8 (S)	%.			100	73-122	

MATRIX SPIKE & MATRIX SPIKE DUPLICATE: 3472847 3472848

Parameter	Units	50356481003 Result	MS Spike Conc.	MSD Spike Conc.	MS Result	MSD Result	MS % Rec	MSD % Rec	% Rec Limits	RPD	Max RPD	Qual
1,1,1-Trichloroethane	ug/L	ND	50	50	44.4	51.2	89	102	63-138	14	20	
1,1-Dichloroethene	ug/L	ND	50	50	45.2	52.2	90	104	65-139	14	20	
Benzene	ug/L	ND	50	50	44.2	50.8	88	102	65-137	14	20	
Chlorobenzene	ug/L	ND	50	50	42.6	49.3	85	99	54-135	15	20	
Chloroform	ug/L	ND	50	50	44.6	51.1	89	102	64-133	14	20	
cis-1,2-Dichloroethene	ug/L	ND	50	50	44.1	50.8	88	102	59-141	14	20	
Ethylbenzene	ug/L	ND	50	50	43.1	49.9	86	100	50-143	15	20	
m&p-Xylene	ug/L	ND	100	100	86.1	98.1	86	98	49-137	13	20	
Naphthalene	ug/L	ND	50	50	43.4	49.8	87	100	51-135	14	20	
o-Xylene	ug/L	ND	50	50	43.7	49.5	87	99	53-142	12	20	
Tetrachloroethene	ug/L	ND	50	50	41.8	47.5	84	95	43-149	13	20	
Toluene	ug/L	ND	50	50	43.6	50.0	87	100	57-137	14	20	
trans-1,2-Dichloroethene	ug/L	ND	50	50	43.8	50.5	88	101	63-133	14	20	
Trichloroethene	ug/L	ND	50	50	42.3	48.8	85	98	52-145	14	20	
Vinyl chloride	ug/L	ND	50	50	47.5	54.3	95	109	43-139	13	20	
4-Bromofluorobenzene (S)	%.						101	100	79-124			
Dibromofluoromethane (S)	%.						101	101	82-128			
Toluene-d8 (S)	%.						101	101	73-122			

Results presented on this page are in the units indicated by the "Units" column except where an alternate unit is presented to the right of the result.

REPORT OF LABORATORY ANALYSIS

This report shall not be reproduced, except in full,
without the written consent of Pace Analytical Services, LLC.

Pace Analytical Services, LLC
7726 Moller Road
Indianapolis, IN 46268
(317)228-3100

QUALIFIERS

Project: Schneider Electric, Peru IN
Pace Project No.: 50356481

DEFINITIONS

DF - Dilution Factor, if reported, represents the factor applied to the reported data due to dilution of the sample aliquot.

ND - Not Detected at or above adjusted reporting limit.

TNTC - Too Numerous To Count

J - Estimated concentration above the adjusted method detection limit and below the adjusted reporting limit.

MDL - Adjusted Method Detection Limit.

PQL - Practical Quantitation Limit.

RL - Reporting Limit - The lowest concentration value that meets project requirements for quantitative data with known precision and bias for a specific analyte in a specific matrix.

S - Surrogate

1,2-Diphenylhydrazine decomposes to and cannot be separated from Azobenzene using Method 8270. The result for each analyte is a combined concentration.

Consistent with EPA guidelines, unrounded data are displayed and have been used to calculate % recovery and RPD values.

LCS(D) - Laboratory Control Sample (Duplicate)

MS(D) - Matrix Spike (Duplicate)

DUP - Sample Duplicate

RPD - Relative Percent Difference

NC - Not Calculable.

SG - Silica Gel - Clean-Up

U - Indicates the compound was analyzed for, but not detected.

N-Nitrosodiphenylamine decomposes and cannot be separated from Diphenylamine using Method 8270. The result reported for each analyte is a combined concentration.

Reported results are not rounded until the final step prior to reporting. Therefore, calculated parameters that are typically reported as "Total" may vary slightly from the sum of the reported component parameters.

Pace Analytical is TNI accredited. Contact your Pace PM for the current list of accredited analytes.

TNI - The NELAC Institute.

This report shall not be reproduced, except in full,
without the written consent of Pace Analytical Services, LLC.

Pace Analytical Services, LLC
7726 Moller Road
Indianapolis, IN 46268
(317)228-3100

QUALITY CONTROL DATA CROSS REFERENCE TABLE

Project: Schneider Electric, Peru IN
Pace Project No.: 50356481

Lab ID	Sample ID	QC Batch Method	QC Batch	Analytical Method	Analytical Batch
50356481001	**MW-4-20231012**	EPA 5030/8260	757798		
50356481002	**MW-42-20231012**	EPA 5030/8260	757798		
50356481003	**MW-41-20231012**	EPA 5030/8260	757798		
50356481004	**MW-37-20231012**	EPA 5030/8260	757798		
50356481005	**DUP-1-20231012**	EPA 5030/8260	757798		
50356481006	**MW-10-20231013**	EPA 5030/8260	757798		
50356481007	**MW-5-20231013**	EPA 5030/8260	757798		
50356481008	**MW-7-20231013**	EPA 5030/8260	757798		
50356481009	**MW-43-20231013**	EPA 5030/8260	757798		
50356481010	**MW-44-20231013**	EPA 5030/8260	757798		
50356481011	**MW-9-20231013**	EPA 5030/8260	757798		
50356481012	**TripBlank-1-20231013**	EPA 5030/8260	757798		

This report shall not be reproduced, except in full,
without the written consent of Pace Analytical Services, LLC.

Pace Analytical
WWW.PACELABS.COM

CHAIN-OF-CUSTODY /

WO# : 50356481

50356481

The Chain-of-Custody is a LEGAL DO

Submitting a sample via this chain of custody constitutes acknowledgment and acceptance of the Pace Terms an s.pdf.

Page: 1 Of 1

Section A Required Client Information:		Section B Required Project Information:		Section C Invoice Information:	
Company:	Environmental Resource Management	Report To:	Aaron Friedrich	Attention:	Accounts
Address:	8425 Woodfield Crossing Blvd	Copy To:	Bill.Karban@ERM.com	Company Name:	ERM
	Indianapolis, IN 46240		Caitlin.Tillman@ERM.com	Address:	
Email:	aaron.friedrich@erm.com	Purchase Order #:	erika.smith@erm.com	Pace Quote:	
Phone:	317-706-2000 Fax:	Project Name:	Schneider Electric, Peru IN	Pace Project Manager:	kenneth.hunt@pacelabs.com,
Requested Due Date:	**Standard 10 day**	Project #:	698955.01	Pace Profile #:	**4692 Line 5 (EZ: 3009232)**

Regulatory Agency
State / Location
IN

ITEM #	SAMPLE ID One Character per box. (A-Z, 0-9 / , -) Sample Ids must be unique	MATRIX CODE (see valid codes to left) Drinking Water DW, Water WT, Waste Water WW, Product P, Soil/Solid SL, Oil OL, Wipe WP, Air AR, Other OT, Tissue TS	SAMPLE TYPE (G=GRAB C=COMP)	COLLECTED START DATE	COLLECTED START TIME	COLLECTED END DATE	COLLECTED END TIME	SAMPLE TEMP AT COLLECTION	# OF CONTAINERS	Preservatives: Unpreserved	H2SO4	HNO3	HCl	NaOH	Na2S2O3	Methanol	Other	Analyses Test Y/N	VOC 8260 (Full List)*	MS/MSD	Residual Chlorine (Y/N)
1	MW-4-20231012	WT	G			10/12/23	1153		3				X3				X	X		
2	MW-42-20231012	WT	G			10/12/23	1340		3				X3				X	X		
3	MW-44-20231012	WT	G			10/12/23	1510		9				X9				X	X	X	
4	MW-37-20231012	WT	G			10/12/23	1610		3				X3				X	X		
5	DUP-1-20231012	WT	G			10/12/23	—		3				X3				X	X		
6	MW-10-20231013	WT	G			10/13/23	0920		3				X3				X	X		
7	MW-5-20231013	WT	G			10/13/23	1005		3				X3				X	X		
8	MW-7-20231013	WT	G			10/13/23	1200		3				X3				X	X		
9	MW-43-20231013	WT	G			10/13/23	1235		3				3				X	X		
10	MW-44-20231013	WT	G			10/13/23	1500		3				3				X	X		
11	MW-9-20231013	WT	G			10/13/23	1445		3				3				X	X		
12	TripBlank-1-20231013	WT	G			10/13/23	—		3				3				X	X		

ADDITIONAL COMMENTS	RELINQUISHED BY / AFFILIATION	DATE	TIME	ACCEPTED BY / AFFILIATION	DATE	TIME	SAMPLE CONDITIONS: TEMP in C	Received on Ice (Y/N)	Custody Sealed Cooler (Y/N)	Samples Intact (Y/N)
*Full list analysis trimmed to short list on reporting.	Gavin Smythe / Caitlyn Trickey	10/13/23	1744		10/13/23	17:44	1.9	Y	Y	Y

SAMPLER NAME AND SIGNATURE

PRINT Name of SAMPLER: Gavin Smythe / Caitlyn Trickey

SIGNATURE of SAMPLER: DATE Signed: 10/13/23

Pace

SAMPLE CONDITION UPON RECEIPT FORM

Date/Time and Initials of person examining contents: IBTM 14:25 10/13/23

1. **Courier:** ☐ FED EX ☐ UPS ☑ CLIENT ☐ PACE ☐ NOW/JETT ☐ OTHER _____

2. **Custody Seal on Cooler/Box Present:** ☑ Yes ☐ No

(If yes)Seals Intact: ☑ Yes ☐ No **(leave blank if no seals were present)**

3. **Thermometer:** 1 2 3 4 5 6 7 8 A B C D E F (G) H

4. **Cooler Temperature(s):** 1.9 | 1.9 | | | |

(Initial/Corrected) **RECORD TEMPS OF ALL COOLERS RECEIVED (use Comments below to add more)**

5. **Packing Material:** ☐ Bubble Wrap ☑ Bubble Bags ☐ None ☐ Other _____

6. **Ice Type:** ☑ Wet ☐ Blue ☐ None

7. **If temp. is over 6°C or under 0°C, was the PM notified?:** ☐ Yes ☐ No

Cooler temp should be above freezing to 6°C

All discrepancies will be written out in the comments section below.

	Yes	No		Yes	No	N/A
USDA Regulated Soils? (HI, ID, NY, WA, OR,CA, NM, TX, OK, AR, LA, TN, AL, MS, NC, SC, GA, FL, or Puerto Rico)		X	All containers needing acid/base preservation have been pH CHECKED?: **Exceptions: VOA, coliform, LLHg, O&G, RAD CHEM, and any container with a septum cap or preserved with HCl.** **Circle:** **HNO3 (<2) H2SO4 (<2) NaOH (>10) NaOH/ZnAc (>9)** Any non-conformance to pH recommendations will be noted on the container count form			X
Short Hold Time Analysis (48 hours or less)? Analysis:		X				
Time 5035A TC placed in Freezer or Short Holds To Lab	Time:			Present	Absent	N/A
			Residual Chlorine Check (SVOC 625 Pest/PCB 608)			X
Rush TAT Requested (4 days or less):		X	Residual Chlorine Check (Total/Amenable/Free Cyanide)			X
Custody Signatures Present?	X		Headspace Wisconsin Sulfide?			X
Containers Intact?:	X		Headspace in VOA Vials (>6mm): See Containter Count form for details	Present	Absent X	No VOA Vials Sent
Sample Label (IDs/Dates/Times) Match COC?: Except TCs, which only require sample ID	X		Trip Blank Present?	X		
Extra labels on Terracore Vials? (soils only)			Trip Blank Custody Seals?:	X		

COMMENTS:

COC PAGE 1 of 1

Sample Container Count

** Place a RED dot on containers that are out of conformance **

									AMBER GLASS							PLASTIC									OTHER							
			MeOH (only)																												
			SBS																												
			DI																												
COC Line Item	WGFU	WGKU BG1U	R	DG9H VG9H	VOA VIAL HS >6mm	VG9U DG9U	VG9T	AG0U	AG1H	AG1U	AG3U	AG3S	AG3SF	AG3B	BP1U	BP1N	BP2U	BP3U	BP3N	BP3F	BP3S	BP3B	BP3Z	CG3H	CG3F	Syringe Kit		Matrix	Nitric Red HNO3 <2	Sulfuric Yellow H2SO4 <2	Sodium Hydroxide Green NaOH >10	Sodium Hydroxide/ ZnAc Black NaOH/Zn Ac >9
1				5																											
2																															
3				9																											
4				3																											
5																															
6																															
7																															
8																															
9																															
10																															
11																															
12																															

Container Codes

Glass

DG9H	40mL HCl amber voa vial	BG1T	glass
DG9P	40mL TSP amber vial	BG1U	1L unpreserved glass
DG9S	40mL H2SO4 amber vial	CG3U	250mL Unpres Clear Glass
DG9T	40mL Na Thio amber vial	AG0U	100mL unpres amber glass
DG9U	40mL unpreserved amber vial	AG1H	1L HCl amber glass
VG9H	40mL HCl clear vial	AG1S	1L H2SO4 amber glass
VG9T	40mL Na Thio. clear vial	AG1T	1L Na Thiosulfate amber glass
VG9U	40mL unpreserved clear vial	AG1U	1liter unpres amber glass
I	40mL w/hexane wipe vial	AG2N	500mL HNO3 amber glass
WGKU	8oz unpreserved clear jar	AG2S	500mL H2SO4 amber glass
WGFU	4oz clear soil jar	AG2U	500mL unpres amber glass
JGFU	4oz unpreserved amber wide	AG3S	250mL H2SO4 amber glass
CG3H	250mL clear glass HCl	AG3SF	250mL H2SO4 amb glass -field filtered
CG3F	250mL clear glass HCl, Field Filter	AG3U	250mL unpres amber glass
BG1H	1L HCl clear glass	AG3B	250mL NaOH amber glass
BG1S	1L H2SO4 clear glass		

Plastic

BP1B	1L NaOH plastic	BP4U	125mL unpreserved plastic
BP1N	1L HNO3 plastic	BP4N	125mL HNO3 plastic
BP1S	1L H2SO4 plastic	BP4S	125mL H2SO4 plastic
BP1U	1L unpreserved plastic		
BP1Z	1L NaOH, Zn, Ac		
BP2N	500mL HNO3 plastic		
BP2C	500mL NaOH plastic		
BP2S	500mL H2SO4 plastic		
BP2U	500mL unpreserved plastic		
BP2Z	500mL NaOH, Zn Ac		
BP3B	250mL NaOH plastic		
BP3N	250mL HNO3 plastic		
BP3F	250mL HNO3 plastic-field filtered		
BP3U	250mL unpreserved plastic		
BP3S	250mL H2SO4 plastic		
BP3Z	250mL NaOH, ZnAc plastic		
BP3R	250mL Unpres. FF SO4/OH buffer		

Miscellaneous

Syringe Kit	LL Cr+6 sampling kit
ZPLC	Ziploc Bag
R	Terracore Kit
SP5T	120mL Coliform Sodium Thiosulfate
GN	General Container
U	Summa Can (air sample)
WT	Water
SL	Solid
OL:	Oil
NAL	Non-aqueous liquid
WP	Wipe

ERM

1050 SW 6th Avenue
Suite 1650
Portland, OR 97204

Telephone: +1 503 488-5282

www.erm.com

Memo

To	Erika Smith
From	Tyler Lucas
Date	25 October 2023
Reference	0698955
Subject	Data Review of Schneider-Peru Quarterly Groundwater Samples collected in October 2023: Pace Analytical Data Packages 50356481.

The data quality was assessed and any necessary qualifiers were applied following the *USEPA National Functional Guidelines for Organic Superfund Methods Data Review,* November 2020. Field duplicates were assessed using the guidance from the *Environmental Data Review Supplement for Region 1 Data Review Elements and Superfund Specific Guidance/Procedures*, September 2020, consistent with USEPA Region 5 which applies to the Site.

HOLDING TIME AND PRESERVATION EVALUATION

The samples were prepared and analyzed within the method-prescribed time period from the date of collection. The sample shipments were received at the laboratory within the method-prescribed temperature preservation requirements of less than 6°C. The samples were in good condition and headspace-free.

BLANK EVALUATION

The method and trip blank sample results were non-detected for each of the target analytes. No data were qualified on the basis of the blank evaluation. The blank results indicate that no contaminants were introduced to the samples during processing or analysis in the laboratory or during shipment, handling, and storage.

BLANK SPIKE EVALUATION

The laboratory control sample (LCS) recoveries were within the laboratory's limits of acceptance. The LCS recoveries indicate acceptable laboratory accuracy.

MATRIX SPIKE EVALUATION

The matrix spike (MS)/matrix spike duplicate (MSD) recoveries and RPDs were within the laboratory's limits of acceptance, indicating acceptable laboratory accuracy and precision and minimal matrix interference.

© Copyright 2023 by ERM Worldwide Group Limited and/or its affiliates ('ERM'). All Rights Reserved. No part of this work may be reproduced or transmitted in any form or by any means, without prior written permission of ERM.

SURROGATE SPIKE EVALUATION

The surrogate recoveries were within acceptable limits. No data was qualified on the bases of surrogate performance.

FIELD DUPLICATE EVALUATION

One sample was submitted in duplicate. Both sample MW-37-20231012 and duplicate sample DUP-1-20231012 were reported as non-detect for all target analytes; therefore, differences or RPDs were not able to be calculated.

OVERALL ASSESSMENT

No results were rejected or qualified. All of the data can be used for decision-making purposes. The quality of the data generated during this investigation is acceptable for the preparation of technically defensible documents.

Pace Analytical Services, LLC
7726 Moller Road
Indianapolis, IN 46268
(317)228-3100

October 26, 2023

Mr. Aaron Friedrich
ERM, Inc.
8425 Woodfield Crossing Blvd
Suite 560-W
Indianapolis, IN 46240

RE: Project: Schneider Electric, Peru, IN
Pace Project No.: 50356998

Dear Mr. Friedrich:

Enclosed are the analytical results for sample(s) received by the laboratory on October 19, 2023. The results relate only to the samples included in this report. Results reported herein conform to the applicable TNI/NELAC Standards and the laboratory's Quality Manual, where applicable, unless otherwise noted in the body of the report.

The test results provided in this final report were generated by each of the following laboratories within the Pace Network:

- Pace Analytical Services - Indianapolis

If you have any questions concerning this report, please feel free to contact me.

Sincerely,



Kenneth Hunt
kenneth.hunt@pacelabs.com
(317)228-3120
Project Manager

Enclosures

cc: Ms. Meghan Eschbaugh@erm.com, ERM
Bill Karban, ERM
Ms. Abigail Sheehan, ERM
Ms. Erika Smith, ERM
Ms. Caitlin Tillema, ERM
EDD Data User

Pace Analytical Services, LLC
7726 Moller Road
Indianapolis, IN 46268
(317)228-3100

CERTIFICATIONS

Project: Schneider Electric, Peru, IN
Pace Project No.: 50356998

Pace Analytical Services Indianapolis
7726 Moller Road, Indianapolis, IN 46268
Illinois Accreditation #: 200074
Indiana Drinking Water Laboratory #: C-49-06
Kansas/TNI Certification #: E-10177
Kentucky UST Agency Interest #: 80226
Kentucky WW Laboratory ID #: 98019
Michigan Drinking Water Laboratory #9050
Ohio VAP Certified Laboratory #: CL0065
Oklahoma Laboratory #: 9204
Texas Certification #: T104704355
Wisconsin Laboratory #: 999788130
USDA Foreign Soil Permit #: 525-23-13-23119
USDA Compliance Agreement #: IN-SL-22-001

This report shall not be reproduced, except in full,
without the written consent of Pace Analytical Services, LLC.

Pace Analytical Services, LLC
7726 Moller Road
Indianapolis, IN 46268
(317)228-3100

SAMPLE SUMMARY

Project: Schneider Electric, Peru, IN
Pace Project No.: 50356998

Lab ID	Sample ID	Matrix	Date Collected	Date Received
50356998001	**79-2-SEWW-20231017**	Water	10/17/23 11:50	10/19/23 15:16
50356998002	**55-2-SEWW-20231017**	Water	10/17/23 12:45	10/19/23 15:16
50356998003	**UMH-1-SEWW-20231017**	Water	10/17/23 14:20	10/19/23 15:16
50356998004	**UMH-3-SEWW-20231018**	Water	10/18/23 10:25	10/19/23 15:16
50356998005	**UMH-21-SEWW-20231018**	Water	10/18/23 12:15	10/19/23 15:16
50356998006	**UMH-22-SEWW-20231018**	Water	10/18/23 11:40	10/19/23 15:16
50356998007	**74-2-SEWW-20231018**	Water	10/18/23 14:40	10/19/23 15:16
50356998008	**DUP-1-SEWW-20231018**	Water	10/18/23 08:00	10/19/23 15:16
50356998009	**78-2-(N)-SEWW-20231019**	Water	10/19/23 11:05	10/19/23 15:16
50356998010	**78-2-(S)-SEWW-20231019**	Water	10/19/23 10:30	10/19/23 15:16
50356998011	**76-2-SEWW-20231019**	Water	10/19/23 12:10	10/19/23 15:16
50356998012	**TB-1-20231019**	Water	10/19/23 08:00	10/19/23 15:16

This report shall not be reproduced, except in full,
without the written consent of Pace Analytical Services, LLC.

Pace Analytical Services, LLC
7726 Moller Road
Indianapolis, IN 46268
(317)228-3100

SAMPLE ANALYTE COUNT

Project: Schneider Electric, Peru, IN
Pace Project No.: 50356998

Lab ID	Sample ID	Method	Analysts	Analytes Reported	Laboratory
50356998001	**79-2-SEWW-20231017**	EPA 5030/8260	TMW	20	PASI-I
50356998002	**55-2-SEWW-20231017**	EPA 5030/8260	TMW	20	PASI-I
50356998003	**UMH-1-SEWW-20231017**	EPA 5030/8260	TMW	20	PASI-I
50356998004	**UMH-3-SEWW-20231018**	EPA 5030/8260	TMW	20	PASI-I
50356998005	**UMH-21-SEWW-20231018**	EPA 5030/8260	TMW	20	PASI-I
50356998006	**UMH-22-SEWW-20231018**	EPA 5030/8260	TMW	20	PASI-I
50356998007	**74-2-SEWW-20231018**	EPA 5030/8260	TMW	20	PASI-I
50356998008	**DUP-1-SEWW-20231018**	EPA 5030/8260	TMW	20	PASI-I
50356998009	**78-2-(N)-SEWW-20231019**	EPA 5030/8260	TMW	20	PASI-I
50356998010	**78-2-(S)-SEWW-20231019**	EPA 5030/8260	TMW	20	PASI-I
50356998011	**76-2-SEWW-20231019**	EPA 5030/8260	TMW	20	PASI-I
50356998012	**TB-1-20231019**	EPA 5030/8260	TMW	20	PASI-I

PASI-I = Pace Analytical Services - Indianapolis

This report shall not be reproduced, except in full,
without the written consent of Pace Analytical Services, LLC.

Pace Analytical Services, LLC
7726 Moller Road
Indianapolis, IN 46268
(317)228-3100

SUMMARY OF DETECTION

Project: Schneider Electric, Peru, IN
Pace Project No.: 50356998

Lab Sample ID / Method	Client Sample ID / Parameters	Result	Units	Report Limit	Analyzed	Qualifiers
50356998001	**79-2-SEWW-20231017**					
EPA 5030/8260	Trichloroethene	3.7J	ug/L	5.0	10/25/23 02:55	
50356998002	**55-2-SEWW-20231017**					
EPA 5030/8260	cis-1,2-Dichloroethene	0.56J	ug/L	5.0	10/25/23 03:26	
EPA 5030/8260	Toluene	2.0J	ug/L	5.0	10/25/23 03:26	
EPA 5030/8260	Trichloroethene	3.0J	ug/L	5.0	10/25/23 03:26	
50356998007	**74-2-SEWW-20231018**					
EPA 5030/8260	Toluene	0.63J	ug/L	5.0	10/25/23 05:58	
EPA 5030/8260	Trichloroethene	2.6J	ug/L	5.0	10/25/23 05:58	
50356998008	**DUP-1-SEWW-20231018**					
EPA 5030/8260	Ethylbenzene	0.93J	ug/L	5.0	10/25/23 07:30	
EPA 5030/8260	Toluene	0.44J	ug/L	5.0	10/25/23 07:30	
EPA 5030/8260	Trichloroethene	2.5J	ug/L	5.0	10/25/23 07:30	
50356998009	**78-2-(N)-SEWW-20231019**					
EPA 5030/8260	Trichloroethene	1.9J	ug/L	5.0	10/25/23 08:00	
50356998010	**78-2-(S)-SEWW-20231019**					
EPA 5030/8260	Toluene	0.79J	ug/L	5.0	10/25/23 08:31	
EPA 5030/8260	Trichloroethene	1.8J	ug/L	5.0	10/25/23 08:31	
50356998011	**76-2-SEWW-20231019**					
EPA 5030/8260	Chloroform	3.7J	ug/L	5.0	10/25/23 09:01	
EPA 5030/8260	Toluene	1.4J	ug/L	5.0	10/25/23 09:01	
EPA 5030/8260	Trichloroethene	2.1J	ug/L	5.0	10/25/23 09:01	

This report shall not be reproduced, except in full,
without the written consent of Pace Analytical Services, LLC.

Pace Analytical Services, LLC
7726 Moller Road
Indianapolis, IN 46268
(317)228-3100

ANALYTICAL RESULTS

Project: Schneider Electric, Peru, IN
Pace Project No.: 50356998

Sample: 79-2-SEWW-20231017 **Lab ID: 50356998001** Collected: 10/17/23 11:50 Received: 10/19/23 15:16 Matrix: Water

Parameters	Results	Units	Report Limit	MDL	DF	Prepared	Analyzed	CAS No.	Qual
8260 MSV Indiana	Analytical Method: EPA 5030/8260 Pace Analytical Services - Indianapolis								
Benzene	ND	ug/L	5.0	0.46	1		10/25/23 02:55	71-43-2	
Carbon tetrachloride	ND	ug/L	5.0	0.29	1		10/25/23 02:55	56-23-5	
Chlorobenzene	ND	ug/L	5.0	0.35	1		10/25/23 02:55	108-90-7	
Chloroform	ND	ug/L	5.0	2.6	1		10/25/23 02:55	67-66-3	
1,1-Dichloroethane	ND	ug/L	5.0	0.37	1		10/25/23 02:55	75-34-3	
1,1-Dichloroethene	ND	ug/L	5.0	0.37	1		10/25/23 02:55	75-35-4	
cis-1,2-Dichloroethene	ND	ug/L	5.0	0.48	1		10/25/23 02:55	156-59-2	
trans-1,2-Dichloroethene	ND	ug/L	5.0	0.48	1		10/25/23 02:55	156-60-5	
Ethylbenzene	ND	ug/L	5.0	0.40	1		10/25/23 02:55	100-41-4	
Naphthalene	ND	ug/L	1.2	0.57	1		10/25/23 02:55	91-20-3	
Tetrachloroethene	ND	ug/L	5.0	0.36	1		10/25/23 02:55	127-18-4	
Toluene	ND	ug/L	5.0	0.38	1		10/25/23 02:55	108-88-3	
1,1,1-Trichloroethane	ND	ug/L	5.0	0.31	1		10/25/23 02:55	71-55-6	
Trichloroethene	**3.7J**	ug/L	5.0	0.41	1		10/25/23 02:55	79-01-6	
Vinyl chloride	ND	ug/L	2.0	0.40	1		10/25/23 02:55	75-01-4	
m&p-Xylene	ND	ug/L	5.0	1.5	1		10/25/23 02:55	179601-23-1	
o-Xylene	ND	ug/L	5.0	0.46	1		10/25/23 02:55	95-47-6	
Surrogates									
Dibromofluoromethane (S)	106	%.	82-128		1		10/25/23 02:55	1868-53-7	
4-Bromofluorobenzene (S)	101	%.	79-124		1		10/25/23 02:55	460-00-4	
Toluene-d8 (S)	99	%.	73-122		1		10/25/23 02:55	2037-26-5	

REPORT OF LABORATORY ANALYSIS

This report shall not be reproduced, except in full,
without the written consent of Pace Analytical Services, LLC.

Pace Analytical Services, LLC
7726 Moller Road
Indianapolis, IN 46268
(317)228-3100

ANALYTICAL RESULTS

Project: Schneider Electric, Peru, IN
Pace Project No.: 50356998

Sample: 55-2-SEWW-20231017 **Lab ID: 50356998002** Collected: 10/17/23 12:45 Received: 10/19/23 15:16 Matrix: Water

Parameters	Results	Units	Report Limit	MDL	DF	Prepared	Analyzed	CAS No.	Qual
8260 MSV Indiana	Analytical Method: EPA 5030/8260 Pace Analytical Services - Indianapolis								
Benzene	ND	ug/L	5.0	0.46	1		10/25/23 03:26	71-43-2	
Carbon tetrachloride	ND	ug/L	5.0	0.29	1		10/25/23 03:26	56-23-5	
Chlorobenzene	ND	ug/L	5.0	0.35	1		10/25/23 03:26	108-90-7	
Chloroform	ND	ug/L	5.0	2.6	1		10/25/23 03:26	67-66-3	
1,1-Dichloroethane	ND	ug/L	5.0	0.37	1		10/25/23 03:26	75-34-3	
1,1-Dichloroethene	ND	ug/L	5.0	0.37	1		10/25/23 03:26	75-35-4	
cis-1,2-Dichloroethene	**0.56J**	ug/L	5.0	0.48	1		10/25/23 03:26	156-59-2	
trans-1,2-Dichloroethene	ND	ug/L	5.0	0.48	1		10/25/23 03:26	156-60-5	
Ethylbenzene	ND	ug/L	5.0	0.40	1		10/25/23 03:26	100-41-4	
Naphthalene	ND	ug/L	1.2	0.57	1		10/25/23 03:26	91-20-3	
Tetrachloroethene	ND	ug/L	5.0	0.36	1		10/25/23 03:26	127-18-4	
Toluene	**2.0J**	ug/L	5.0	0.38	1		10/25/23 03:26	108-88-3	
1,1,1-Trichloroethane	ND	ug/L	5.0	0.31	1		10/25/23 03:26	71-55-6	
Trichloroethene	**3.0J**	ug/L	5.0	0.41	1		10/25/23 03:26	79-01-6	
Vinyl chloride	ND	ug/L	2.0	0.40	1		10/25/23 03:26	75-01-4	
m&p-Xylene	ND	ug/L	5.0	1.5	1		10/25/23 03:26	179601-23-1	
o-Xylene	ND	ug/L	5.0	0.46	1		10/25/23 03:26	95-47-6	
Surrogates									
Dibromofluoromethane (S)	105	%.	82-128		1		10/25/23 03:26	1868-53-7	
4-Bromofluorobenzene (S)	102	%.	79-124		1		10/25/23 03:26	460-00-4	
Toluene-d8 (S)	97	%.	73-122		1		10/25/23 03:26	2037-26-5	

REPORT OF LABORATORY ANALYSIS

This report shall not be reproduced, except in full,
without the written consent of Pace Analytical Services, LLC.

Pace Analytical Services, LLC
7726 Moller Road
Indianapolis, IN 46268
(317)228-3100

ANALYTICAL RESULTS

Project: Schneider Electric, Peru, IN
Pace Project No.: 50356998

Sample: UMH-1-SEWW-20231017 **Lab ID: 50356998003** Collected: 10/17/23 14:20 Received: 10/19/23 15:16 Matrix: Water

Parameters	Results	Units	Report Limit	MDL	DF	Prepared	Analyzed	CAS No.	Qual
8260 MSV Indiana	Analytical Method: EPA 5030/8260 Pace Analytical Services - Indianapolis								
Benzene	ND	ug/L	5.0	0.46	1		10/25/23 03:56	71-43-2	
Carbon tetrachloride	ND	ug/L	5.0	0.29	1		10/25/23 03:56	56-23-5	
Chlorobenzene	ND	ug/L	5.0	0.35	1		10/25/23 03:56	108-90-7	
Chloroform	ND	ug/L	5.0	2.6	1		10/25/23 03:56	67-66-3	
1,1-Dichloroethane	ND	ug/L	5.0	0.37	1		10/25/23 03:56	75-34-3	
1,1-Dichloroethene	ND	ug/L	5.0	0.37	1		10/25/23 03:56	75-35-4	
cis-1,2-Dichloroethene	ND	ug/L	5.0	0.48	1		10/25/23 03:56	156-59-2	
trans-1,2-Dichloroethene	ND	ug/L	5.0	0.48	1		10/25/23 03:56	156-60-5	
Ethylbenzene	ND	ug/L	5.0	0.40	1		10/25/23 03:56	100-41-4	
Naphthalene	ND	ug/L	1.2	0.57	1		10/25/23 03:56	91-20-3	
Tetrachloroethene	ND	ug/L	5.0	0.36	1		10/25/23 03:56	127-18-4	
Toluene	ND	ug/L	5.0	0.38	1		10/25/23 03:56	108-88-3	
1,1,1-Trichloroethane	ND	ug/L	5.0	0.31	1		10/25/23 03:56	71-55-6	
Trichloroethene	ND	ug/L	5.0	0.41	1		10/25/23 03:56	79-01-6	
Vinyl chloride	ND	ug/L	2.0	0.40	1		10/25/23 03:56	75-01-4	
m&p-Xylene	ND	ug/L	5.0	1.5	1		10/25/23 03:56	179601-23-1	
o-Xylene	ND	ug/L	5.0	0.46	1		10/25/23 03:56	95-47-6	
Surrogates									
Dibromofluoromethane (S)	105	%.	82-128		1		10/25/23 03:56	1868-53-7	
4-Bromofluorobenzene (S)	101	%.	79-124		1		10/25/23 03:56	460-00-4	
Toluene-d8 (S)	98	%.	73-122		1		10/25/23 03:56	2037-26-5	

REPORT OF LABORATORY ANALYSIS

This report shall not be reproduced, except in full,
without the written consent of Pace Analytical Services, LLC.

Pace Analytical Services, LLC
7726 Moller Road
Indianapolis, IN 46268
(317)228-3100

ANALYTICAL RESULTS

Project: Schneider Electric, Peru, IN
Pace Project No.: 50356998

Sample: UMH-3-SEWW-20231018 **Lab ID: 50356998004** Collected: 10/18/23 10:25 Received: 10/19/23 15:16 Matrix: Water

Parameters	Results	Units	Report Limit	MDL	DF	Prepared	Analyzed	CAS No.	Qual
8260 MSV Indiana	Analytical Method: EPA 5030/8260 Pace Analytical Services - Indianapolis								
Benzene	ND	ug/L	5.0	0.46	1		10/25/23 04:27	71-43-2	
Carbon tetrachloride	ND	ug/L	5.0	0.29	1		10/25/23 04:27	56-23-5	
Chlorobenzene	ND	ug/L	5.0	0.35	1		10/25/23 04:27	108-90-7	
Chloroform	ND	ug/L	5.0	2.6	1		10/25/23 04:27	67-66-3	
1,1-Dichloroethane	ND	ug/L	5.0	0.37	1		10/25/23 04:27	75-34-3	
1,1-Dichloroethene	ND	ug/L	5.0	0.37	1		10/25/23 04:27	75-35-4	
cis-1,2-Dichloroethene	ND	ug/L	5.0	0.48	1		10/25/23 04:27	156-59-2	
trans-1,2-Dichloroethene	ND	ug/L	5.0	0.48	1		10/25/23 04:27	156-60-5	
Ethylbenzene	ND	ug/L	5.0	0.40	1		10/25/23 04:27	100-41-4	
Naphthalene	ND	ug/L	1.2	0.57	1		10/25/23 04:27	91-20-3	
Tetrachloroethene	ND	ug/L	5.0	0.36	1		10/25/23 04:27	127-18-4	
Toluene	ND	ug/L	5.0	0.38	1		10/25/23 04:27	108-88-3	
1,1,1-Trichloroethane	ND	ug/L	5.0	0.31	1		10/25/23 04:27	71-55-6	
Trichloroethene	ND	ug/L	5.0	0.41	1		10/25/23 04:27	79-01-6	
Vinyl chloride	ND	ug/L	2.0	0.40	1		10/25/23 04:27	75-01-4	
m&p-Xylene	ND	ug/L	5.0	1.5	1		10/25/23 04:27	179601-23-1	
o-Xylene	ND	ug/L	5.0	0.46	1		10/25/23 04:27	95-47-6	
Surrogates									
Dibromofluoromethane (S)	105	%.	82-128		1		10/25/23 04:27	1868-53-7	
4-Bromofluorobenzene (S)	102	%.	79-124		1		10/25/23 04:27	460-00-4	
Toluene-d8 (S)	99	%.	73-122		1		10/25/23 04:27	2037-26-5	

REPORT OF LABORATORY ANALYSIS

This report shall not be reproduced, except in full,
without the written consent of Pace Analytical Services, LLC.

Pace Analytical Services, LLC
7726 Moller Road
Indianapolis, IN 46268
(317)228-3100

ANALYTICAL RESULTS

Project: Schneider Electric, Peru, IN
Pace Project No.: 50356998

Sample: UMH-21-SEWW-20231018 **Lab ID: 50356998005** Collected: 10/18/23 12:15 Received: 10/19/23 15:16 Matrix: Water

Parameters	Results	Units	Report Limit	MDL	DF	Prepared	Analyzed	CAS No.	Qual
8260 MSV Indiana	Analytical Method: EPA 5030/8260 Pace Analytical Services - Indianapolis								
Benzene	ND	ug/L	5.0	0.46	1		10/25/23 04:57	71-43-2	
Carbon tetrachloride	ND	ug/L	5.0	0.29	1		10/25/23 04:57	56-23-5	
Chlorobenzene	ND	ug/L	5.0	0.35	1		10/25/23 04:57	108-90-7	
Chloroform	ND	ug/L	5.0	2.6	1		10/25/23 04:57	67-66-3	
1,1-Dichloroethane	ND	ug/L	5.0	0.37	1		10/25/23 04:57	75-34-3	
1,1-Dichloroethene	ND	ug/L	5.0	0.37	1		10/25/23 04:57	75-35-4	
cis-1,2-Dichloroethene	ND	ug/L	5.0	0.48	1		10/25/23 04:57	156-59-2	
trans-1,2-Dichloroethene	ND	ug/L	5.0	0.48	1		10/25/23 04:57	156-60-5	
Ethylbenzene	ND	ug/L	5.0	0.40	1		10/25/23 04:57	100-41-4	
Naphthalene	ND	ug/L	1.2	0.57	1		10/25/23 04:57	91-20-3	
Tetrachloroethene	ND	ug/L	5.0	0.36	1		10/25/23 04:57	127-18-4	
Toluene	ND	ug/L	5.0	0.38	1		10/25/23 04:57	108-88-3	
1,1,1-Trichloroethane	ND	ug/L	5.0	0.31	1		10/25/23 04:57	71-55-6	
Trichloroethene	ND	ug/L	5.0	0.41	1		10/25/23 04:57	79-01-6	
Vinyl chloride	ND	ug/L	2.0	0.40	1		10/25/23 04:57	75-01-4	
m&p-Xylene	ND	ug/L	5.0	1.5	1		10/25/23 04:57	179601-23-1	
o-Xylene	ND	ug/L	5.0	0.46	1		10/25/23 04:57	95-47-6	
Surrogates									
Dibromofluoromethane (S)	104	%.	82-128		1		10/25/23 04:57	1868-53-7	
4-Bromofluorobenzene (S)	101	%.	79-124		1		10/25/23 04:57	460-00-4	
Toluene-d8 (S)	98	%.	73-122		1		10/25/23 04:57	2037-26-5	

REPORT OF LABORATORY ANALYSIS

This report shall not be reproduced, except in full,
without the written consent of Pace Analytical Services, LLC.

Pace Analytical Services, LLC
7726 Moller Road
Indianapolis, IN 46268
(317)228-3100

ANALYTICAL RESULTS

Project: Schneider Electric, Peru, IN
Pace Project No.: 50356998

Sample: UMH-22-SEWW-20231018 **Lab ID: 50356998006** Collected: 10/18/23 11:40 Received: 10/19/23 15:16 Matrix: Water

Parameters	Results	Units	Report Limit	MDL	DF	Prepared	Analyzed	CAS No.	Qual
8260 MSV Indiana	Analytical Method: EPA 5030/8260 Pace Analytical Services - Indianapolis								
Benzene	ND	ug/L	5.0	0.46	1		10/25/23 05:28	71-43-2	
Carbon tetrachloride	ND	ug/L	5.0	0.29	1		10/25/23 05:28	56-23-5	
Chlorobenzene	ND	ug/L	5.0	0.35	1		10/25/23 05:28	108-90-7	
Chloroform	ND	ug/L	5.0	2.6	1		10/25/23 05:28	67-66-3	
1,1-Dichloroethane	ND	ug/L	5.0	0.37	1		10/25/23 05:28	75-34-3	
1,1-Dichloroethene	ND	ug/L	5.0	0.37	1		10/25/23 05:28	75-35-4	
cis-1,2-Dichloroethene	ND	ug/L	5.0	0.48	1		10/25/23 05:28	156-59-2	
trans-1,2-Dichloroethene	ND	ug/L	5.0	0.48	1		10/25/23 05:28	156-60-5	
Ethylbenzene	ND	ug/L	5.0	0.40	1		10/25/23 05:28	100-41-4	
Naphthalene	ND	ug/L	1.2	0.57	1		10/25/23 05:28	91-20-3	
Tetrachloroethene	ND	ug/L	5.0	0.36	1		10/25/23 05:28	127-18-4	
Toluene	ND	ug/L	5.0	0.38	1		10/25/23 05:28	108-88-3	
1,1,1-Trichloroethane	ND	ug/L	5.0	0.31	1		10/25/23 05:28	71-55-6	
Trichloroethene	ND	ug/L	5.0	0.41	1		10/25/23 05:28	79-01-6	
Vinyl chloride	ND	ug/L	2.0	0.40	1		10/25/23 05:28	75-01-4	
m&p-Xylene	ND	ug/L	5.0	1.5	1		10/25/23 05:28	179601-23-1	
o-Xylene	ND	ug/L	5.0	0.46	1		10/25/23 05:28	95-47-6	
Surrogates									
Dibromofluoromethane (S)	106	%.	82-128		1		10/25/23 05:28	1868-53-7	
4-Bromofluorobenzene (S)	103	%.	79-124		1		10/25/23 05:28	460-00-4	
Toluene-d8 (S)	98	%.	73-122		1		10/25/23 05:28	2037-26-5	

REPORT OF LABORATORY ANALYSIS

This report shall not be reproduced, except in full,
without the written consent of Pace Analytical Services, LLC.

Pace Analytical Services, LLC
7726 Moller Road
Indianapolis, IN 46268
(317)228-3100

ANALYTICAL RESULTS

Project: Schneider Electric, Peru, IN
Pace Project No.: 50356998

Sample: 74-2-SEWW-20231018 **Lab ID: 50356998007** Collected: 10/18/23 14:40 Received: 10/19/23 15:16 Matrix: Water

Parameters	Results	Units	Report Limit	MDL	DF	Prepared	Analyzed	CAS No.	Qual
8260 MSV Indiana	Analytical Method: EPA 5030/8260 Pace Analytical Services - Indianapolis								
Benzene	ND	ug/L	5.0	0.46	1		10/25/23 05:58	71-43-2	
Carbon tetrachloride	ND	ug/L	5.0	0.29	1		10/25/23 05:58	56-23-5	
Chlorobenzene	ND	ug/L	5.0	0.35	1		10/25/23 05:58	108-90-7	
Chloroform	ND	ug/L	5.0	2.6	1		10/25/23 05:58	67-66-3	
1,1-Dichloroethane	ND	ug/L	5.0	0.37	1		10/25/23 05:58	75-34-3	
1,1-Dichloroethene	ND	ug/L	5.0	0.37	1		10/25/23 05:58	75-35-4	
cis-1,2-Dichloroethene	ND	ug/L	5.0	0.48	1		10/25/23 05:58	156-59-2	
trans-1,2-Dichloroethene	ND	ug/L	5.0	0.48	1		10/25/23 05:58	156-60-5	
Ethylbenzene	ND	ug/L	5.0	0.40	1		10/25/23 05:58	100-41-4	
Naphthalene	ND	ug/L	1.2	0.57	1		10/25/23 05:58	91-20-3	
Tetrachloroethene	ND	ug/L	5.0	0.36	1		10/25/23 05:58	127-18-4	
Toluene	**0.63J**	ug/L	5.0	0.38	1		10/25/23 05:58	108-88-3	
1,1,1-Trichloroethane	ND	ug/L	5.0	0.31	1		10/25/23 05:58	71-55-6	
Trichloroethene	**2.6J**	ug/L	5.0	0.41	1		10/25/23 05:58	79-01-6	
Vinyl chloride	ND	ug/L	2.0	0.40	1		10/25/23 05:58	75-01-4	
m&p-Xylene	ND	ug/L	5.0	1.5	1		10/25/23 05:58	179601-23-1	
o-Xylene	ND	ug/L	5.0	0.46	1		10/25/23 05:58	95-47-6	
Surrogates									
Dibromofluoromethane (S)	105	%.	82-128		1		10/25/23 05:58	1868-53-7	
4-Bromofluorobenzene (S)	102	%.	79-124		1		10/25/23 05:58	460-00-4	
Toluene-d8 (S)	98	%.	73-122		1		10/25/23 05:58	2037-26-5	

REPORT OF LABORATORY ANALYSIS

This report shall not be reproduced, except in full,
without the written consent of Pace Analytical Services, LLC.

Pace Analytical Services, LLC
7726 Moller Road
Indianapolis, IN 46268
(317)228-3100

ANALYTICAL RESULTS

Project: Schneider Electric, Peru, IN
Pace Project No.: 50356998

Sample: DUP-1-SEWW-20231018 **Lab ID: 50356998008** Collected: 10/18/23 08:00 Received: 10/19/23 15:16 Matrix: Water

Parameters	Results	Units	Report Limit	MDL	DF	Prepared	Analyzed	CAS No.	Qual
8260 MSV Indiana	Analytical Method: EPA 5030/8260 Pace Analytical Services - Indianapolis								
Benzene	ND	ug/L	5.0	0.46	1		10/25/23 07:30	71-43-2	
Carbon tetrachloride	ND	ug/L	5.0	0.29	1		10/25/23 07:30	56-23-5	
Chlorobenzene	ND	ug/L	5.0	0.35	1		10/25/23 07:30	108-90-7	
Chloroform	ND	ug/L	5.0	2.6	1		10/25/23 07:30	67-66-3	
1,1-Dichloroethane	ND	ug/L	5.0	0.37	1		10/25/23 07:30	75-34-3	
1,1-Dichloroethene	ND	ug/L	5.0	0.37	1		10/25/23 07:30	75-35-4	
cis-1,2-Dichloroethene	ND	ug/L	5.0	0.48	1		10/25/23 07:30	156-59-2	
trans-1,2-Dichloroethene	ND	ug/L	5.0	0.48	1		10/25/23 07:30	156-60-5	
Ethylbenzene	**0.93J**	ug/L	5.0	0.40	1		10/25/23 07:30	100-41-4	
Naphthalene	ND	ug/L	1.2	0.57	1		10/25/23 07:30	91-20-3	
Tetrachloroethene	ND	ug/L	5.0	0.36	1		10/25/23 07:30	127-18-4	
Toluene	**0.44J**	ug/L	5.0	0.38	1		10/25/23 07:30	108-88-3	
1,1,1-Trichloroethane	ND	ug/L	5.0	0.31	1		10/25/23 07:30	71-55-6	
Trichloroethene	**2.5J**	ug/L	5.0	0.41	1		10/25/23 07:30	79-01-6	
Vinyl chloride	ND	ug/L	2.0	0.40	1		10/25/23 07:30	75-01-4	
m&p-Xylene	ND	ug/L	5.0	1.5	1		10/25/23 07:30	179601-23-1	
o-Xylene	ND	ug/L	5.0	0.46	1		10/25/23 07:30	95-47-6	
Surrogates									
Dibromofluoromethane (S)	104	%.	82-128		1		10/25/23 07:30	1868-53-7	
4-Bromofluorobenzene (S)	101	%.	79-124		1		10/25/23 07:30	460-00-4	
Toluene-d8 (S)	98	%.	73-122		1		10/25/23 07:30	2037-26-5	

REPORT OF LABORATORY ANALYSIS

This report shall not be reproduced, except in full,
without the written consent of Pace Analytical Services, LLC.

Pace Analytical Services, LLC
7726 Moller Road
Indianapolis, IN 46268
(317)228-3100

ANALYTICAL RESULTS

Project: Schneider Electric, Peru, IN
Pace Project No.: 50356998

Sample: 78-2-(N)-SEWW-20231019 **Lab ID: 50356998009** Collected: 10/19/23 11:05 Received: 10/19/23 15:16 Matrix: Water

Parameters	Results	Units	Report Limit	MDL	DF	Prepared	Analyzed	CAS No.	Qual
8260 MSV Indiana	Analytical Method: EPA 5030/8260 Pace Analytical Services - Indianapolis								
Benzene	ND	ug/L	5.0	0.46	1		10/25/23 08:00	71-43-2	
Carbon tetrachloride	ND	ug/L	5.0	0.29	1		10/25/23 08:00	56-23-5	
Chlorobenzene	ND	ug/L	5.0	0.35	1		10/25/23 08:00	108-90-7	
Chloroform	ND	ug/L	5.0	2.6	1		10/25/23 08:00	67-66-3	
1,1-Dichloroethane	ND	ug/L	5.0	0.37	1		10/25/23 08:00	75-34-3	
1,1-Dichloroethene	ND	ug/L	5.0	0.37	1		10/25/23 08:00	75-35-4	
cis-1,2-Dichloroethene	ND	ug/L	5.0	0.48	1		10/25/23 08:00	156-59-2	
trans-1,2-Dichloroethene	ND	ug/L	5.0	0.48	1		10/25/23 08:00	156-60-5	
Ethylbenzene	ND	ug/L	5.0	0.40	1		10/25/23 08:00	100-41-4	
Naphthalene	ND	ug/L	1.2	0.57	1		10/25/23 08:00	91-20-3	
Tetrachloroethene	ND	ug/L	5.0	0.36	1		10/25/23 08:00	127-18-4	
Toluene	ND	ug/L	5.0	0.38	1		10/25/23 08:00	108-88-3	
1,1,1-Trichloroethane	ND	ug/L	5.0	0.31	1		10/25/23 08:00	71-55-6	
Trichloroethene	**1.9J**	ug/L	5.0	0.41	1		10/25/23 08:00	79-01-6	
Vinyl chloride	ND	ug/L	2.0	0.40	1		10/25/23 08:00	75-01-4	
m&p-Xylene	ND	ug/L	5.0	1.5	1		10/25/23 08:00	179601-23-1	
o-Xylene	ND	ug/L	5.0	0.46	1		10/25/23 08:00	95-47-6	
Surrogates									
Dibromofluoromethane (S)	107	%.	82-128		1		10/25/23 08:00	1868-53-7	
4-Bromofluorobenzene (S)	102	%.	79-124		1		10/25/23 08:00	460-00-4	
Toluene-d8 (S)	98	%.	73-122		1		10/25/23 08:00	2037-26-5	

REPORT OF LABORATORY ANALYSIS

This report shall not be reproduced, except in full,
without the written consent of Pace Analytical Services, LLC.

Pace Analytical Services, LLC
7726 Moller Road
Indianapolis, IN 46268
(317)228-3100

ANALYTICAL RESULTS

Project: Schneider Electric, Peru, IN
Pace Project No.: 50356998

Sample: 78-2-(S)-SEWW-20231019 **Lab ID: 50356998010** Collected: 10/19/23 10:30 Received: 10/19/23 15:16 Matrix: Water

Parameters	Results	Units	Report Limit	MDL	DF	Prepared	Analyzed	CAS No.	Qual
8260 MSV Indiana	Analytical Method: EPA 5030/8260 Pace Analytical Services - Indianapolis								
Benzene	ND	ug/L	5.0	0.46	1		10/25/23 08:31	71-43-2	
Carbon tetrachloride	ND	ug/L	5.0	0.29	1		10/25/23 08:31	56-23-5	
Chlorobenzene	ND	ug/L	5.0	0.35	1		10/25/23 08:31	108-90-7	
Chloroform	ND	ug/L	5.0	2.6	1		10/25/23 08:31	67-66-3	
1,1-Dichloroethane	ND	ug/L	5.0	0.37	1		10/25/23 08:31	75-34-3	
1,1-Dichloroethene	ND	ug/L	5.0	0.37	1		10/25/23 08:31	75-35-4	
cis-1,2-Dichloroethene	ND	ug/L	5.0	0.48	1		10/25/23 08:31	156-59-2	
trans-1,2-Dichloroethene	ND	ug/L	5.0	0.48	1		10/25/23 08:31	156-60-5	
Ethylbenzene	ND	ug/L	5.0	0.40	1		10/25/23 08:31	100-41-4	
Naphthalene	ND	ug/L	1.2	0.57	1		10/25/23 08:31	91-20-3	
Tetrachloroethene	ND	ug/L	5.0	0.36	1		10/25/23 08:31	127-18-4	
Toluene	**0.79J**	ug/L	5.0	0.38	1		10/25/23 08:31	108-88-3	
1,1,1-Trichloroethane	ND	ug/L	5.0	0.31	1		10/25/23 08:31	71-55-6	
Trichloroethene	**1.8J**	ug/L	5.0	0.41	1		10/25/23 08:31	79-01-6	
Vinyl chloride	ND	ug/L	2.0	0.40	1		10/25/23 08:31	75-01-4	
m&p-Xylene	ND	ug/L	5.0	1.5	1		10/25/23 08:31	179601-23-1	
o-Xylene	ND	ug/L	5.0	0.46	1		10/25/23 08:31	95-47-6	
Surrogates									
Dibromofluoromethane (S)	106	%.	82-128		1		10/25/23 08:31	1868-53-7	
4-Bromofluorobenzene (S)	101	%.	79-124		1		10/25/23 08:31	460-00-4	
Toluene-d8 (S)	98	%.	73-122		1		10/25/23 08:31	2037-26-5	

REPORT OF LABORATORY ANALYSIS

This report shall not be reproduced, except in full,
without the written consent of Pace Analytical Services, LLC.

Pace Analytical Services, LLC
7726 Moller Road
Indianapolis, IN 46268
(317)228-3100

ANALYTICAL RESULTS

Project: Schneider Electric, Peru, IN
Pace Project No.: 50356998

Sample: 76-2-SEWW-20231019 **Lab ID: 50356998011** Collected: 10/19/23 12:10 Received: 10/19/23 15:16 Matrix: Water

Parameters	Results	Units	Report Limit	MDL	DF	Prepared	Analyzed	CAS No.	Qual
8260 MSV Indiana	Analytical Method: EPA 5030/8260 Pace Analytical Services - Indianapolis								
Benzene	ND	ug/L	5.0	0.46	1		10/25/23 09:01	71-43-2	
Carbon tetrachloride	ND	ug/L	5.0	0.29	1		10/25/23 09:01	56-23-5	
Chlorobenzene	ND	ug/L	5.0	0.35	1		10/25/23 09:01	108-90-7	
Chloroform	**3.7J**	ug/L	5.0	2.6	1		10/25/23 09:01	67-66-3	
1,1-Dichloroethane	ND	ug/L	5.0	0.37	1		10/25/23 09:01	75-34-3	
1,1-Dichloroethene	ND	ug/L	5.0	0.37	1		10/25/23 09:01	75-35-4	
cis-1,2-Dichloroethene	ND	ug/L	5.0	0.48	1		10/25/23 09:01	156-59-2	
trans-1,2-Dichloroethene	ND	ug/L	5.0	0.48	1		10/25/23 09:01	156-60-5	
Ethylbenzene	ND	ug/L	5.0	0.40	1		10/25/23 09:01	100-41-4	
Naphthalene	ND	ug/L	1.2	0.57	1		10/25/23 09:01	91-20-3	
Tetrachloroethene	ND	ug/L	5.0	0.36	1		10/25/23 09:01	127-18-4	
Toluene	**1.4J**	ug/L	5.0	0.38	1		10/25/23 09:01	108-88-3	
1,1,1-Trichloroethane	ND	ug/L	5.0	0.31	1		10/25/23 09:01	71-55-6	
Trichloroethene	**2.1J**	ug/L	5.0	0.41	1		10/25/23 09:01	79-01-6	
Vinyl chloride	ND	ug/L	2.0	0.40	1		10/25/23 09:01	75-01-4	
m&p-Xylene	ND	ug/L	5.0	1.5	1		10/25/23 09:01	179601-23-1	
o-Xylene	ND	ug/L	5.0	0.46	1		10/25/23 09:01	95-47-6	
Surrogates									
Dibromofluoromethane (S)	107	%.	82-128		1		10/25/23 09:01	1868-53-7	
4-Bromofluorobenzene (S)	100	%.	79-124		1		10/25/23 09:01	460-00-4	
Toluene-d8 (S)	98	%.	73-122		1		10/25/23 09:01	2037-26-5	

REPORT OF LABORATORY ANALYSIS

This report shall not be reproduced, except in full,
without the written consent of Pace Analytical Services, LLC.

Pace Analytical Services, LLC
7726 Moller Road
Indianapolis, IN 46268
(317)228-3100

ANALYTICAL RESULTS

Project: Schneider Electric, Peru, IN
Pace Project No.: 50356998

Sample: TB-1-20231019 **Lab ID: 50356998012** Collected: 10/19/23 08:00 Received: 10/19/23 15:16 Matrix: Water

Parameters	Results	Units	Report Limit	MDL	DF	Prepared	Analyzed	CAS No.	Qual
8260 MSV Indiana	Analytical Method: EPA 5030/8260 Pace Analytical Services - Indianapolis								
Benzene	ND	ug/L	5.0	0.46	1		10/25/23 09:31	71-43-2	
Carbon tetrachloride	ND	ug/L	5.0	0.29	1		10/25/23 09:31	56-23-5	
Chlorobenzene	ND	ug/L	5.0	0.35	1		10/25/23 09:31	108-90-7	
Chloroform	ND	ug/L	5.0	2.6	1		10/25/23 09:31	67-66-3	
1,1-Dichloroethane	ND	ug/L	5.0	0.37	1		10/25/23 09:31	75-34-3	
1,1-Dichloroethene	ND	ug/L	5.0	0.37	1		10/25/23 09:31	75-35-4	
cis-1,2-Dichloroethene	ND	ug/L	5.0	0.48	1		10/25/23 09:31	156-59-2	
trans-1,2-Dichloroethene	ND	ug/L	5.0	0.48	1		10/25/23 09:31	156-60-5	
Ethylbenzene	ND	ug/L	5.0	0.40	1		10/25/23 09:31	100-41-4	
Naphthalene	ND	ug/L	1.2	0.43	1		10/26/23 10:50	91-20-3	
Tetrachloroethene	ND	ug/L	5.0	0.36	1		10/25/23 09:31	127-18-4	
Toluene	ND	ug/L	5.0	0.38	1		10/25/23 09:31	108-88-3	
1,1,1-Trichloroethane	ND	ug/L	5.0	0.31	1		10/25/23 09:31	71-55-6	
Trichloroethene	ND	ug/L	5.0	0.41	1		10/25/23 09:31	79-01-6	
Vinyl chloride	ND	ug/L	2.0	0.40	1		10/25/23 09:31	75-01-4	
m&p-Xylene	ND	ug/L	5.0	1.5	1		10/25/23 09:31	179601-23-1	
o-Xylene	ND	ug/L	5.0	0.46	1		10/25/23 09:31	95-47-6	
Surrogates									
Dibromofluoromethane (S)	104	%.	82-128		1		10/25/23 09:31	1868-53-7	
4-Bromofluorobenzene (S)	101	%.	79-124		1		10/25/23 09:31	460-00-4	
Toluene-d8 (S)	98	%.	73-122		1		10/25/23 09:31	2037-26-5	

REPORT OF LABORATORY ANALYSIS

This report shall not be reproduced, except in full,
without the written consent of Pace Analytical Services, LLC.

Pace Analytical Services, LLC
7726 Moller Road
Indianapolis, IN 46268
(317)228-3100

QUALITY CONTROL DATA

Project: Schneider Electric, Peru, IN
Pace Project No.: 50356998

QC Batch: 758901
QC Batch Method: EPA 5030/8260
Analysis Method: EPA 5030/8260
Analysis Description: 8260 MSV
Laboratory: Pace Analytical Services - Indianapolis
Associated Lab Samples: 50356998001, 50356998002, 50356998003, 50356998004, 50356998005, 50356998006, 50356998007, 50356998008, 50356998009, 50356998010, 50356998011, 50356998012

METHOD BLANK: 3477916 Matrix: Water
Associated Lab Samples: 50356998001, 50356998002, 50356998003, 50356998004, 50356998005, 50356998006, 50356998007, 50356998008, 50356998009, 50356998010, 50356998011, 50356998012

Parameter	Units	Blank Result	Reporting Limit	MDL	Analyzed	Qualifiers
1,1,1-Trichloroethane	ug/L	ND	5.0	0.31	10/25/23 00:53	
1,1-Dichloroethane	ug/L	ND	5.0	0.37	10/25/23 00:53	
1,1-Dichloroethene	ug/L	ND	5.0	0.37	10/25/23 00:53	
Benzene	ug/L	ND	5.0	0.46	10/25/23 00:53	
Carbon tetrachloride	ug/L	ND	5.0	0.29	10/25/23 00:53	
Chlorobenzene	ug/L	ND	5.0	0.35	10/25/23 00:53	
Chloroform	ug/L	ND	5.0	2.6	10/25/23 00:53	
cis-1,2-Dichloroethene	ug/L	ND	5.0	0.48	10/25/23 00:53	
Ethylbenzene	ug/L	ND	5.0	0.40	10/25/23 00:53	
m&p-Xylene	ug/L	ND	5.0	1.5	10/25/23 00:53	
Naphthalene	ug/L	ND	1.2	0.57	10/25/23 00:53	
o-Xylene	ug/L	ND	5.0	0.46	10/25/23 00:53	
Tetrachloroethene	ug/L	ND	5.0	0.36	10/25/23 00:53	
Toluene	ug/L	ND	5.0	0.38	10/25/23 00:53	
trans-1,2-Dichloroethene	ug/L	ND	5.0	0.48	10/25/23 00:53	
Trichloroethene	ug/L	ND	5.0	0.41	10/25/23 00:53	
Vinyl chloride	ug/L	ND	2.0	0.40	10/25/23 00:53	
4-Bromofluorobenzene (S)	%.	101	79-124		10/25/23 00:53	
Dibromofluoromethane (S)	%.	104	82-128		10/25/23 00:53	
Toluene-d8 (S)	%.	99	73-122		10/25/23 00:53	

LABORATORY CONTROL SAMPLE: 3477917

Parameter	Units	Spike Conc.	LCS Result	LCS % Rec	% Rec Limits	Qualifiers
1,1,1-Trichloroethane	ug/L	50	59.8	120	76-127	
1,1-Dichloroethene	ug/L	50	60.1	120	73-133	
Benzene	ug/L	50	55.1	110	74-124	
Chlorobenzene	ug/L	50	51.4	103	77-121	
Chloroform	ug/L	50	54.9	110	75-118	
cis-1,2-Dichloroethene	ug/L	50	54.1	108	76-125	
Ethylbenzene	ug/L	50	54.4	109	74-125	
m&p-Xylene	ug/L	100	108	108	72-123	
Naphthalene	ug/L	50	49.4	99	70-132	
o-Xylene	ug/L	50	52.5	105	74-124	
Tetrachloroethene	ug/L	50	54.7	109	73-132	
Toluene	ug/L	50	53.8	108	72-119	
trans-1,2-Dichloroethene	ug/L	50	56.7	113	74-125	

Results presented on this page are in the units indicated by the "Units" column except where an alternate unit is presented to the right of the result.

REPORT OF LABORATORY ANALYSIS

This report shall not be reproduced, except in full,
without the written consent of Pace Analytical Services, LLC.

Pace Analytical Services, LLC
7726 Moller Road
Indianapolis, IN 46268
(317)228-3100

QUALITY CONTROL DATA

Project: Schneider Electric, Peru, IN
Pace Project No.: 50356998

LABORATORY CONTROL SAMPLE: 3477917

Parameter	Units	Spike Conc.	LCS Result	LCS % Rec	% Rec Limits	Qualifiers
Trichloroethene	ug/L	50	54.9	110	75-127	
Vinyl chloride	ug/L	50	62.3	125	48-133	
4-Bromofluorobenzene (S)	%.			102	79-124	
Dibromofluoromethane (S)	%.			103	82-128	
Toluene-d8 (S)	%.			100	73-122	

MATRIX SPIKE & MATRIX SPIKE DUPLICATE: 3477918 3477919

Parameter	Units	50356998007 Result	MS Spike Conc.	MSD Spike Conc.	MS Result	MSD Result	MS % Rec	MSD % Rec	% Rec Limits	RPD	Max RPD	Qual
1,1,1-Trichloroethane	ug/L	ND	50	50	57.1	57.4	114	115	63-138	1	20	
1,1-Dichloroethene	ug/L	ND	50	50	56.8	57.3	114	115	65-139	1	20	
Benzene	ug/L	ND	50	50	55.5	55.6	111	111	65-137	0	20	
Chlorobenzene	ug/L	ND	50	50	51.7	51.6	103	103	54-135	0	20	
Chloroform	ug/L	ND	50	50	57.9	57.8	114	114	64-133	0	20	
cis-1,2-Dichloroethene	ug/L	ND	50	50	55.5	55.7	111	111	59-141	0	20	
Ethylbenzene	ug/L	ND	50	50	53.1	53.4	106	106	50-143	0	20	
m&p-Xylene	ug/L	ND	100	100	104	104	104	104	49-137	0	20	
Naphthalene	ug/L	ND	50	50	51.4	49.4	103	99	51-135	4	20	
o-Xylene	ug/L	ND	50	50	52.4	52.4	105	105	53-142	0	20	
Tetrachloroethene	ug/L	ND	50	50	50.6	50.7	101	101	43-149	0	20	
Toluene	ug/L	0.63J	50	50	53.1	53.7	105	106	57-137	1	20	
trans-1,2-Dichloroethene	ug/L	ND	50	50	54.4	53.7	109	107	63-133	1	20	
Trichloroethene	ug/L	2.6J	50	50	55.5	55.6	106	106	52-145	0	20	
Vinyl chloride	ug/L	ND	50	50	57.2	58.0	114	116	43-139	1	20	
4-Bromofluorobenzene (S)	%.						103	101	79-124			
Dibromofluoromethane (S)	%.						104	102	82-128			
Toluene-d8 (S)	%.						99	99	73-122			

Results presented on this page are in the units indicated by the "Units" column except where an alternate unit is presented to the right of the result.

REPORT OF LABORATORY ANALYSIS

This report shall not be reproduced, except in full,
without the written consent of Pace Analytical Services, LLC.

Pace Analytical Services, LLC
7726 Moller Road
Indianapolis, IN 46268
(317)228-3100

QUALIFIERS

Project: Schneider Electric, Peru, IN
Pace Project No.: 50356998

DEFINITIONS

DF - Dilution Factor, if reported, represents the factor applied to the reported data due to dilution of the sample aliquot.

ND - Not Detected at or above adjusted reporting limit.

TNTC - Too Numerous To Count

J - Estimated concentration above the adjusted method detection limit and below the adjusted reporting limit.

MDL - Adjusted Method Detection Limit.

PQL - Practical Quantitation Limit.

RL - Reporting Limit - The lowest concentration value that meets project requirements for quantitative data with known precision and bias for a specific analyte in a specific matrix.

S - Surrogate

1,2-Diphenylhydrazine decomposes to and cannot be separated from Azobenzene using Method 8270. The result for each analyte is a combined concentration.

Consistent with EPA guidelines, unrounded data are displayed and have been used to calculate % recovery and RPD values.

LCS(D) - Laboratory Control Sample (Duplicate)

MS(D) - Matrix Spike (Duplicate)

DUP - Sample Duplicate

RPD - Relative Percent Difference

NC - Not Calculable.

SG - Silica Gel - Clean-Up

U - Indicates the compound was analyzed for, but not detected.

N-Nitrosodiphenylamine decomposes and cannot be separated from Diphenylamine using Method 8270. The result reported for each analyte is a combined concentration.

Reported results are not rounded until the final step prior to reporting. Therefore, calculated parameters that are typically reported as "Total" may vary slightly from the sum of the reported component parameters.

Pace Analytical is TNI accredited. Contact your Pace PM for the current list of accredited analytes.

TNI - The NELAC Institute.

This report shall not be reproduced, except in full,
without the written consent of Pace Analytical Services, LLC.

Pace Analytical Services, LLC
7726 Moller Road
Indianapolis, IN 46268
(317)228-3100

QUALITY CONTROL DATA CROSS REFERENCE TABLE

Project: Schneider Electric, Peru, IN
Pace Project No.: 50356998

Lab ID	Sample ID	QC Batch Method	QC Batch	Analytical Method	Analytical Batch
50356998001	**79-2-SEWW-20231017**	EPA 5030/8260	758901		
50356998002	**55-2-SEWW-20231017**	EPA 5030/8260	758901		
50356998003	**UMH-1-SEWW-20231017**	EPA 5030/8260	758901		
50356998004	**UMH-3-SEWW-20231018**	EPA 5030/8260	758901		
50356998005	**UMH-21-SEWW-20231018**	EPA 5030/8260	758901		
50356998006	**UMH-22-SEWW-20231018**	EPA 5030/8260	758901		
50356998007	**74-2-SEWW-20231018**	EPA 5030/8260	758901		
50356998008	**DUP-1-SEWW-20231018**	EPA 5030/8260	758901		
50356998009	**78-2-(N)-SEWW-20231019**	EPA 5030/8260	758901		
50356998010	**78-2-(S)-SEWW-20231019**	EPA 5030/8260	758901		
50356998011	**76-2-SEWW-20231019**	EPA 5030/8260	758901		
50356998012	**TB-1-20231019**	EPA 5030/8260	758901		

This report shall not be reproduced, except in full,
without the written consent of Pace Analytical Services, LLC.

Pace Analytical
WWW.PACELABS.COM

CHAIN-OF-CUSTODY / Analytical F

WO# : 50356998

50356998

The Chain-of-Custody is a LEGAL DOCUMENT. All rele

Submitting a sample via this chain of custody constitutes acknowledgment and acceptance of the Pace Terms and Conditions found at http

Section A	Section B	Section C	
Required Client Information:	Required Project Information:	Invoice Information:	1
Company: Environmental Resource Management	Report To: Aaron Friedrich (aaron.friedrich@erm.com)	Attention: Accounts Payable	
Address: 8425 Woodfield Crossing Blvd, Suite 560-West	Copy To: Erika Smith (erika.smith@erm.com)	Company Name: ERM	
Indianapolis, IN 46240	Caitlin Tillema (caitlin.tillema@erm.com)	Address:	Regulatory Agency
Email: aaron.friedrich@erm.com	Purchase Order #: bill.karban@erm.com	Pace Quote:	
Phone: 317-706-2000 Fax:	Project Name: Schneider Electric, Peru, IN	Pace Project Manager: kenneth.hunt@pacelabs.com	State / Location
Requested Due Date: Standard 10 Day	Project #: 0698955.03	Pace Profile #: 4692 Line 5 (EZ: 3008522)	IN

ITEM #	SAMPLE ID One Character per box. (A-Z, 0-9 / , -) Sample Ids must be unique MATRIX CODE: Drinking Water DW; Water WT; Waste Water WW; Product P; Soil/Solid SL; Oil OL; Wipe WP; Air AR; Other OT; Tissue TS	MATRIX CODE (see valid codes to left)	SAMPLE TYPE (G=GRAB C=COMP)	COLLECTED DATE	COLLECTED TIME	SAMPLE TEMP AT COLLECTION	# OF CONTAINERS	Preservatives: Unpreserved	H2SO4	HNO3	HCl	NaOH	Na2S2O3	Methanol	Other	Analyses Test Y/N	Requested Analysis Filtered (Y/N): VOC 8260 (Full List)*	MS/MSD	Residual Chlorine (Y/N)
	Insert "SEWW" per note below.																		
1	79-2-20231017	WT	G	10/17/2023	1150		3				3					X			
2	55-2-20231017	WT	G	10/17/2023	1245		3				3					X			
3	UMH-1-20231017	WT	G	10/17/2023	1420		3				3					X			
4	UMH-3-20231018	WT	G	10/18/2023	1025		3				3					X			
5	UMH-21-20231018	WT	G	10/18/2023	1215		3				3					X			
6	UMH-22-20231018	WT	G	10/18/2023	1140		3				3					X			
7	74-2-20231018	WT	G	10/18/2023	1440		9				9					X	X		
8	DUP-1-20231018	WT	G	10/18/2023	———		3				3					X			
9	78-2-(N)-20231019	WT	G	10/19/2023	1105		3				3					X			
10	78-2-(S)-20231019	WT	G	10/19/2023	1030		3				3					X			
11	76-2-20231019	WT	G	10/19/2023	1210		3				3					X			
12	TB-1-20231019	WT	G	10/19/2023	———		3				3					X			

ADDITIONAL COMMENTS	RELINQUISHED BY / AFFILIATION	DATE	TIME	ACCEPTED BY / AFFILIATION	DATE	TIME	SAMPLE CONDITIONS: TEMP in C	Received on Ice (Y/N)	Custody Sealed Cooler (Y/N)	Samples Intact (Y/N)
*Full list analysis trimmed to short list on reporting.		10/19/23	1516		10/19/23	15:16	1.7	Y	N	Y
"SEWW" added between the last hyphen and the date in each sample ID except the TB-1 sample per Caitlin Tillema email 10/23/23. kh10/24/23										

SAMPLER NAME AND SIGNATURE		
PRINT Name of SAMPLER:	Gavin Smythe, Aaron Seals	
SIGNATURE of SAMPLER:	DATE Signed:	10/19/2023

Pace

SAMPLE CONDITION UPON RECEIPT FORM

Date/Time and Initials of person examining contents: 10/19/23 20:24 JG

1. **Courier:** ☐ FED EX ☐ UPS ☑ CLIENT ☐ PACE ☐ NOW/JETT ☐ OTHER _____

2. **Custody Seal on Cooler/Box Present:** ☐ Yes ☑ No

(If yes)Seals Intact: ☐ Yes ☐ No **(leave blank if no seals were present)**

3. **Thermometer:** 1 2 3 4 5 6 7 8 A B (C) D E F G H

4. **Cooler Temperature(s):** 1.7/1.7 | | | |

(Initial/Corrected) RECORD TEMPS OF ALL COOLERS RECEIVED (use Comments below to add more)

5. **Packing Material:** ☐ Bubble Wrap ☑ Bubble Bags ☐ None ☐ Other _____

6. **Ice Type:** ☑ Wet ☐ Blue ☐ None

7. **If temp. is over 6°C or under 0°C, was the PM notified?:** ☐ Yes ☐ No

Cooler temp should be above freezing to 6°C

All discrepancies will be written out in the comments section below.

	Yes	No		Yes	No	N/A
USDA Regulated Soils? (HI, ID, NY, WA, OR,CA, NM, TX, OK, AR, LA, TN, AL, MS, NC, SC, GA, FL, or Puerto Rico)		—	All containers needing acid/base preservation have been pH CHECKED?: **Exceptions: VOA, coliform, LLHg, O&G, RAD CHEM, and any container with a septum cap or preserved with HCl.** **Circle:** **HNO3 (<2) H2SO4 (<2) NaOH (>10) NaOH/ZnAc (>9)** Any non-conformance to pH recommendations will be noted on the container count form			
Short Hold Time Analysis (48 hours or less)? Analysis:		—				—
Time 5035A TC placed in Freezer or Short Holds To Lab	Time:			Present	Absent	N/A
			Residual Chlorine Check (SVOC 625 Pest/PCB 608)			—
Rush TAT Requested (4 days or less):		—	Residual Chlorine Check (Total/Amenable/Free Cyanide)			—
Custody Signatures Present?	—		Headspace Wisconsin Sulfide?			—
Containers Intact?:	—		Headspace in VOA Vials (>6mm): See Containter Count form for details	Present	Absent —	No VOA Vials Sent
Sample Label (IDs/Dates/Times) Match COC?: Except TCs, which only require sample ID	—		Trip Blank Present?	→		
Extra labels on Terracore Vials? (soils only)			Trip Blank Custody Seals?:	—		

COMMENTS:

COC PAGE ____ of ____

Sample Container Count

** Place a RED dot on containers that are out of conformance **

COC Line Item	WGFU	WGKU BG1U	MeOH (only) SBS DI R	DG9H	VG9H	VOA VIAL HS >6mm	VG9U DG9U	VG9T	AMBER GLASS AG0U	AG1H	AG1U	AG3U	AG3S	AG3SF	AG3B	PLASTIC BP1U	BP1N	BP2U	BP3U	BP3N	BP3F	BP3S	BP3B	BP3Z	OTHER CG3H	CG3F	Syringe Kit	Matrix
1				3																							WT
2				↓																							↓
3				↓																							
4				↓																							
5				↓																							
6				↓																							
7				9																							
8				3																							
9				|																							
10				|																							
11				|																							
12				↓																							

Nitric	Sulfuric	Sodium Hydroxide	Sodium Hydroxide/ ZnAc
Red	Yellow	Green	Black
HNO3 <2	H2SO4 <2	NaOH >10	NaOH/Zn Ac >9

Container Codes

Glass

DG9H	40mL HCl amber voa vial	BG1T	glass
DG9P	40mL TSP amber vial	BG1U	1L unpreserved glass
DG9S	40mL H2SO4 amber vial	CG3U	250mL Unpres Clear Glass
DG9T	40mL Na Thio amber vial	AG0U	100mL unpres amber glass
DG9U	40mL unpreserved amber vial	AG1H	1L HCl amber glass
VG9H	40mL HCl clear vial	AG1S	1L H2SO4 amber glass
VG9T	40mL Na Thio. clear vial	AG1T	1L Na Thiosulfate amber glass
VG9U	40mL unpreserved clear vial	AG1U	1liter unpres amber glass
I	40mL w/hexane wipe vial	AG2N	500mL HNO3 amber glass
WGKU	8oz unpreserved clear jar	AG2S	500mL H2SO4 amber glass
WGFU	4oz clear soil jar	AG2U	500mL unpres amber glass
JGFU	4oz unpreserved amber wide	AG3S	250mL H2SO4 amber glass
CG3H	250mL clear glass HCl	AG3SF	250mL H2SO4 amb glass -field filtered
CG3F	250mL clear glass HCl, Field Filter	AG3U	250mL unpres amber glass
BG1H	1L HCl clear glass	AG3B	250mL NaOH amber glass
BG1S	1L H2SO4 clear glass		

Plastic

BP1B	1L NaOH plastic	BP4U	125mL unpreserved plastic
BP1N	1L HNO3 plastic	BP4N	125mL HNO3 plastic
BP1S	1L H2SO4 plastic	BP4S	125mL H2SO4 plastic
BP1U	1L unpreserved plastic		
BP1Z	1L NaOH, Zn, Ac		
BP2N	500mL HNO3 plastic		
BP2C	500mL NaOH plastic		
BP2S	500mL H2SO4 plastic		
BP2U	500mL unpreserved plastic		
BP2Z	500mL NaOH, Zn Ac		
BP3B	250mL NaOH plastic		
BP3N	250mL HNO3 plastic		
BP3F	250mL HNO3 plastic-field filtered		
BP3U	250mL unpreserved plastic		
BP3S	250mL H2SO4 plastic		
BP3Z	250mL NaOH, ZnAc plastic		
BP3R	250mL Unpres. FF SO4/OH buffer		

Miscellaneous

Syringe Kit	LL Cr+6 sampling kit
ZPLC	Ziploc Bag
R	Terracore Kit
SP5T	120mL Coliform Sodium Thiosulfate
GN	General Container
U	Summa Can (air sample)
WT	Water
SL	Solid
OL:	Oil
NAL	Non-aqueous liquid
WP	Wipe

ANALYTICAL REPORT

Lab Number:	L2362480
Client:	ERM, Inc. 8425 Woodfield Crossing Blvd. Suite 560-West Indianapolis, IN 46240
ATTN:	William Karban
Phone:	() -
Project Name:	SCHNEIDER ELECTRIC
Project Number:	Not Specified
Report Date:	10/31/23

The original project report/data package is held by Alpha Analytical. This report/data package is paginated and should be reproduced only in its entirety. Alpha Analytical holds no responsibility for results and/or data that are not consistent with the original.

Certifications & Approvals: MA (M-MA030), NH NELAP (2062), CT (PH-0825), DoD (L2474), FL (E87814), IL (200081), IN (C-MA-04), KY (KY98046), LA (85084), ME (MA00030), MD (350), MI (99110) , NJ (MA015), NY (11627), NC (685), OH (CL106), OR (MA-0262), PA (68-02089), RI (LAO00299), TX (T104704419), VT (VT-0015), VA (460194), WA (C954), US Army Corps of Engineers, USDA (Permit #525-23-107-88708), USFWS (Permit #206964).

320 Forbes Boulevard, Mansfield, MA 02048-1806
508-822-9300 (Fax) 508-822-3288 800-624-9220 - www.alphalab.com

Project Name: SCHNEIDER ELECTRIC
Project Number: Not Specified

Lab Number: L2362480
Report Date: 10/31/23

Alpha Sample ID	Client ID	Matrix	Sample Location	Collection Date/Time	Receive Date
L2362480-01	79-2-20231017	SOIL_VAPOR	PERU, IN	10/17/23 11:36	10/20/23
L2362480-02	55-2-20231017	SOIL_VAPOR	PERU, IN	10/17/23 12:30	10/20/23
L2362480-03	UMH-1-20231017	SOIL_VAPOR	PERU, IN	10/17/23 14:14	10/20/23
L2362480-04	UMH-3-20231018	SOIL_VAPOR	PERU, IN	10/18/23 10:13	10/20/23
L2362480-05	UMH-21-20231018	SOIL_VAPOR	PERU, IN	10/18/23 11:58	10/20/23
L2362480-06	UMH-22-20231018	SOIL_VAPOR	PERU, IN	10/18/23 11:23	10/20/23
L2362480-07	57-2-20231018	SOIL_VAPOR	PERU, IN	10/18/23 13:35	10/20/23

Project Name:	SCHNEIDER ELECTRIC	**Lab Number:**	L2362480
Project Number:	Not Specified	**Report Date:**	10/31/23

Case Narrative

The samples were received in accordance with the Chain of Custody and no significant deviations were encountered during the preparation or analysis unless otherwise noted. Sample Receipt, Container Information, and the Chain of Custody are located at the back of the report.

Results contained within this report relate only to the samples submitted under this Alpha Lab Number and meet NELAP requirements for all NELAP accredited parameters unless otherwise noted in the following narrative. The data presented in this report is organized by parameter (i.e. VOC, SVOC, etc.). Sample specific Quality Control data (i.e. Surrogate Spike Recovery) is reported at the end of the target analyte list for each individual sample, followed by the Laboratory Batch Quality Control at the end of each parameter. Tentatively Identified Compounds (TICs), if requested, are reported for compounds identified to be present and are not part of the method/program Target Compound List, even if only a subset of the TCL are being reported. If a sample was re-analyzed or re-extracted due to a required quality control corrective action and if both sets of data are reported, the Laboratory ID of the re-analysis or re-extraction is designated with an "R" or "RE", respectively.

When multiple Batch Quality Control elements are reported (e.g. more than one LCS), the associated samples for each element are noted in the grey shaded header line of each data table. Any Laboratory Batch, Sample Specific % recovery or RPD value that is outside the listed Acceptance Criteria is bolded in the report. In reference to questions H (CAM) or 4 (RCP) when "NO" is checked, the performance criteria for CAM and RCP methods allow for some quality control failures to occur and still be within method compliance. In these instances, the specific failure is not narrated but noted in the associated QC Outlier Summary Report, located directly after the Case Narrative. QC information is also incorporated in the Data Usability Assessment table (Format 11) of our Data Merger tool, where it can be reviewed in conjunction with the sample result, associated regulatory criteria and any associated data usability implications.

Soil/sediments, solids and tissues are reported on a dry weight basis unless otherwise noted. Definitions of all data qualifiers and acronyms used in this report are provided in the Glossary located at the back of the report.

HOLD POLICY - For samples submitted on hold, Alpha's policy is to hold samples (with the exception of Air canisters) free of charge for 21 calendar days from the date the project is completed. After 21 calendar days, we will dispose of all samples submitted including those put on hold unless you have contacted your Alpha Project Manager and made arrangements for Alpha to continue to hold the samples. Air canisters will be disposed after 3 business days from the date the project is completed.

Please contact Project Management at 800-624-9220 with any questions.

Project Name:	SCHNEIDER ELECTRIC	**Lab Number:**	L2362480
Project Number:	Not Specified	**Report Date:**	10/31/23

Case Narrative (continued)

Volatile Organics in Air

Canisters were released from the laboratory on October 13, 2023. The canister certification results are provided as an addendum.

L2362480-01D through -06: Prior to sample analysis, the canisters were pressurized with UHP Nitrogen due to canister size. The pressurization resulted in a dilution of the samples. The reporting limits have been elevated accordingly.

L2362480-07D: Prior to sample analysis, the canisters were pressurized with UHP Nitrogen due to canister size. The pressurization resulted in a dilution of the sample. The reporting limits have been elevated accordingly.

I, the undersigned, attest under the pains and penalties of perjury that, to the best of my knowledge and belief and based upon my personal inquiry of those responsible for providing the information contained in this analytical report, such information is accurate and complete. This certificate of analysis is not complete unless this page accompanies any and all pages of this report.

Authorized Signature: Christopher J. Anderson

Title: Technical Director/Representative Date: 10/31/23

AIR

Project Name: SCHNEIDER ELECTRIC
Project Number: Not Specified

Lab Number: L2362480
Report Date: 10/31/23

SAMPLE RESULTS

Lab ID: L2362480-01 D
Client ID: 79-2-20231017
Sample Location: PERU, IN

Date Collected: 10/17/23 11:36
Date Received: 10/20/23
Field Prep: Not Specified

Sample Depth:
Matrix: Soil_Vapor
Anaytical Method: 48,TO-15
Analytical Date: 10/30/23 22:53
Analyst: RAY

	ppbV			ug/m3				
Parameter	**Results**	**RL**	**MDL**	**Results**	**RL**	**MDL**	**Qualifier**	**Dilution Factor**
Volatile Organics in Air - Mansfield Lab								
Vinyl chloride	ND	0.463	--	ND	1.18	--		2.315
trans-1,2-Dichloroethene	2.29	0.463	--	9.08	1.84	--		2.315
cis-1,2-Dichloroethene	ND	0.463	--	ND	1.84	--		2.315
Trichloroethene	19.9	0.463	--	107	2.49	--		2.315
Tetrachloroethene	1.24	0.463	--	8.41	3.14	--		2.315

Internal Standard	**% Recovery**	**Qualifier**	**Acceptance Criteria**
1,4-Difluorobenzene	95		60-140
Bromochloromethane	93		60-140
chlorobenzene-d5	96		60-140

Project Name: SCHNEIDER ELECTRIC
Project Number: Not Specified

Lab Number: L2362480
Report Date: 10/31/23

SAMPLE RESULTS

Lab ID: L2362480-02 D
Client ID: 55-2-20231017
Sample Location: PERU, IN

Date Collected: 10/17/23 12:30
Date Received: 10/20/23
Field Prep: Not Specified

Sample Depth:
Matrix: Soil_Vapor
Anaytical Method: 48,TO-15
Analytical Date: 10/31/23 09:24
Analyst: RAY

	ppbV			ug/m3				
Parameter	**Results**	**RL**	**MDL**	**Results**	**RL**	**MDL**	**Qualifier**	**Dilution Factor**
Volatile Organics in Air - Mansfield Lab								
Vinyl chloride	ND	0.480	--	ND	1.23	--		2.398
trans-1,2-Dichloroethene	ND	0.480	--	ND	1.90	--		2.398
cis-1,2-Dichloroethene	ND	0.480	--	ND	1.90	--		2.398
Trichloroethene	0.832	0.480	--	4.47	2.58	--		2.398
Tetrachloroethene	ND	0.480	--	ND	3.25	--		2.398

Internal Standard	**% Recovery**	**Qualifier**	**Acceptance Criteria**
1,4-Difluorobenzene	99		60-140
Bromochloromethane	99		60-140
chlorobenzene-d5	97		60-140

Project Name: SCHNEIDER ELECTRIC
Project Number: Not Specified

Lab Number: L2362480
Report Date: 10/31/23

SAMPLE RESULTS

Lab ID: L2362480-03 D
Client ID: UMH-1-20231017
Sample Location: PERU, IN

Date Collected: 10/17/23 14:14
Date Received: 10/20/23
Field Prep: Not Specified

Sample Depth:
Matrix: Soil_Vapor
Anaytical Method: 48,TO-15
Analytical Date: 10/31/23 00:53
Analyst: RAY

	ppbV			ug/m3				
Parameter	**Results**	**RL**	**MDL**	**Results**	**RL**	**MDL**	**Qualifier**	**Dilution Factor**
Volatile Organics in Air - Mansfield Lab								
Vinyl chloride	ND	0.482	--	ND	1.23	--		2.41
trans-1,2-Dichloroethene	ND	0.482	--	ND	1.91	--		2.41
cis-1,2-Dichloroethene	ND	0.482	--	ND	1.91	--		2.41
Trichloroethene	ND	0.482	--	ND	2.59	--		2.41
Tetrachloroethene	ND	0.482	--	ND	3.27	--		2.41

Internal Standard	**% Recovery**	**Qualifier**	**Acceptance Criteria**
1,4-Difluorobenzene	101		60-140
Bromochloromethane	100		60-140
chlorobenzene-d5	98		60-140

Project Name: SCHNEIDER ELECTRIC
Project Number: Not Specified

Lab Number: L2362480
Report Date: 10/31/23

SAMPLE RESULTS

Lab ID: L2362480-04 D
Client ID: UMH-3-20231018
Sample Location: PERU, IN

Date Collected: 10/18/23 10:13
Date Received: 10/20/23
Field Prep: Not Specified

Sample Depth:
Matrix: Soil_Vapor
Anaytical Method: 48,TO-15
Analytical Date: 10/31/23 01:32
Analyst: RAY

	ppbV			ug/m3				
Parameter	**Results**	**RL**	**MDL**	**Results**	**RL**	**MDL**	**Qualifier**	**Dilution Factor**
Volatile Organics in Air - Mansfield Lab								
Vinyl chloride	ND	0.446	--	ND	1.14	--		2.231
trans-1,2-Dichloroethene	ND	0.446	--	ND	1.77	--		2.231
cis-1,2-Dichloroethene	ND	0.446	--	ND	1.77	--		2.231
Trichloroethene	3.16	0.446	--	17.0	2.40	--		2.231
Tetrachloroethene	ND	0.446	--	ND	3.02	--		2.231

Internal Standard	**% Recovery**	**Qualifier**	**Acceptance Criteria**
1,4-Difluorobenzene	99		60-140
Bromochloromethane	100		60-140
chlorobenzene-d5	97		60-140

Project Name: SCHNEIDER ELECTRIC
Project Number: Not Specified

Lab Number: L2362480
Report Date: 10/31/23

SAMPLE RESULTS

Lab ID: L2362480-05 D
Client ID: UMH-21-20231018
Sample Location: PERU, IN

Date Collected: 10/18/23 11:58
Date Received: 10/20/23
Field Prep: Not Specified

Sample Depth:
Matrix: Soil_Vapor
Anaytical Method: 48,TO-15
Analytical Date: 10/31/23 02:11
Analyst: RAY

	ppbV			ug/m3				
Parameter	**Results**	**RL**	**MDL**	**Results**	**RL**	**MDL**	**Qualifier**	**Dilution Factor**
Volatile Organics in Air - Mansfield Lab								
Vinyl chloride	ND	0.484	--	ND	1.24	--		2.418
trans-1,2-Dichloroethene	ND	0.484	--	ND	1.92	--		2.418
cis-1,2-Dichloroethene	ND	0.484	--	ND	1.92	--		2.418
Trichloroethene	ND	0.484	--	ND	2.60	--		2.418
Tetrachloroethene	ND	0.484	--	ND	3.28	--		2.418

Internal Standard	**% Recovery**	**Qualifier**	**Acceptance Criteria**
1,4-Difluorobenzene	100		60-140
Bromochloromethane	100		60-140
chlorobenzene-d5	99		60-140

Project Name: SCHNEIDER ELECTRIC
Project Number: Not Specified

Lab Number: L2362480
Report Date: 10/31/23

SAMPLE RESULTS

Lab ID: L2362480-06 D
Client ID: UMH-22-20231018
Sample Location: PERU, IN

Date Collected: 10/18/23 11:23
Date Received: 10/20/23
Field Prep: Not Specified

Sample Depth:
Matrix: Soil_Vapor
Anaytical Method: 48,TO-15
Analytical Date: 10/31/23 02:50
Analyst: RAY

	ppbV			ug/m3				
Parameter	**Results**	**RL**	**MDL**	**Results**	**RL**	**MDL**	**Qualifier**	**Dilution Factor**
Volatile Organics in Air - Mansfield Lab								
Vinyl chloride	ND	0.493	--	ND	1.26	--		2.467
trans-1,2-Dichloroethene	ND	0.493	--	ND	1.95	--		2.467
cis-1,2-Dichloroethene	ND	0.493	--	ND	1.95	--		2.467
Trichloroethene	ND	0.493	--	ND	2.65	--		2.467
Tetrachloroethene	0.550	0.493	--	3.73	3.34	--		2.467

Internal Standard	**% Recovery**	**Qualifier**	**Acceptance Criteria**
1,4-Difluorobenzene	98		60-140
Bromochloromethane	98		60-140
chlorobenzene-d5	97		60-140

Project Name: SCHNEIDER ELECTRIC
Project Number: Not Specified

Lab Number: L2362480
Report Date: 10/31/23

SAMPLE RESULTS

Lab ID: L2362480-07 D
Client ID: 57-2-20231018
Sample Location: PERU, IN

Date Collected: 10/18/23 13:35
Date Received: 10/20/23
Field Prep: Not Specified

Sample Depth:
Matrix: Soil_Vapor
Anaytical Method: 48,TO-15
Analytical Date: 10/30/23 21:51
Analyst: RAY

	ppbV			ug/m3				
Parameter	**Results**	**RL**	**MDL**	**Results**	**RL**	**MDL**	**Qualifier**	**Dilution Factor**
Volatile Organics in Air - Mansfield Lab								
Vinyl chloride	ND	0.495	--	ND	1.27	--		2.475
trans-1,2-Dichloroethene	ND	0.495	--	ND	1.96	--		2.475
cis-1,2-Dichloroethene	ND	0.495	--	ND	1.96	--		2.475
Trichloroethene	3.96	0.495	--	21.3	2.66	--		2.475
Tetrachloroethene	ND	0.495	--	ND	3.36	--		2.475

Internal Standard	**% Recovery**	**Qualifier**	**Acceptance Criteria**
1,4-Difluorobenzene	96		60-140
Bromochloromethane	99		60-140
chlorobenzene-d5	101		60-140

Project Name: SCHNEIDER ELECTRIC
Project Number: Not Specified
Lab Number: L2362480
Report Date: 10/31/23

Method Blank Analysis
Batch Quality Control

Analytical Method: 48,TO-15
Analytical Date: 10/30/23 20:32

Parameter	ppbV Results	ppbV RL	ppbV MDL	ug/m3 Results	ug/m3 RL	ug/m3 MDL	Qualifier	Dilution Factor
Volatile Organics in Air - Mansfield Lab for sample(s): 07 Batch: WG1846086-4								
Vinyl chloride	ND	0.200	--	ND	0.511	--		1
trans-1,2-Dichloroethene	ND	0.200	--	ND	0.793	--		1
cis-1,2-Dichloroethene	ND	0.200	--	ND	0.793	--		1
Trichloroethene	ND	0.200	--	ND	1.07	--		1
Tetrachloroethene	ND	0.200	--	ND	1.36	--		1

Project Name: SCHNEIDER ELECTRIC
Project Number: Not Specified
Lab Number: L2362480
Report Date: 10/31/23

Method Blank Analysis
Batch Quality Control

Analytical Method: 48,TO-15
Analytical Date: 10/30/23 17:48

Parameter	ppbV Results	ppbV RL	ppbV MDL	ug/m3 Results	ug/m3 RL	ug/m3 MDL	Qualifier	Dilution Factor
Volatile Organics in Air - Mansfield Lab for sample(s): 01-06 Batch: WG1846095-4								
Vinyl chloride	ND	0.200	--	ND	0.511	--		1
trans-1,2-Dichloroethene	ND	0.200	--	ND	0.793	--		1
cis-1,2-Dichloroethene	ND	0.200	--	ND	0.793	--		1
Trichloroethene	ND	0.200	--	ND	1.07	--		1
Tetrachloroethene	ND	0.200	--	ND	1.36	--		1

Lab Control Sample Analysis

Batch Quality Control

Project Name: SCHNEIDER ELECTRIC

Project Number: Not Specified

Lab Number: L2362480

Report Date: 10/31/23

Parameter	LCS %Recovery	Qual	LCSD %Recovery	Qual	%Recovery Limits	RPD	Qual	RPD Limits
Volatile Organics in Air - Mansfield Lab Associated sample(s): 07 Batch: WG1846086-3								
Vinyl chloride	89		-		70-130	-		
trans-1,2-Dichloroethene	94		-		70-130	-		
cis-1,2-Dichloroethene	101		-		70-130	-		
Trichloroethene	96		-		70-130	-		
Tetrachloroethene	91		-		70-130	-		

Lab Control Sample Analysis

Batch Quality Control

Project Name: SCHNEIDER ELECTRIC

Project Number: Not Specified

Lab Number: L2362480

Report Date: 10/31/23

Parameter	LCS %Recovery	Qual	LCSD %Recovery	Qual	%Recovery Limits	RPD	Qual	RPD Limits
Volatile Organics in Air - Mansfield Lab Associated sample(s): 01-06 Batch: WG1846095-3								
Vinyl chloride	94		-		70-130	-		
trans-1,2-Dichloroethene	93		-		70-130	-		
cis-1,2-Dichloroethene	99		-		70-130	-		
Trichloroethene	101		-		70-130	-		
Tetrachloroethene	89		-		70-130	-		

Lab Duplicate Analysis
Batch Quality Control

Project Name: SCHNEIDER ELECTRIC
Project Number: Not Specified

Lab Number: L2362480
Report Date: 10/31/23

Parameter	Native Sample	Duplicate Sample	Units	RPD	Qual	RPD Limits
Volatile Organics in Air - Mansfield Lab Associated sample(s): 01-06 QC Batch ID: WG1846095-5 QC Sample: L2362480-01 Client ID: 79-2-20231017						
Vinyl chloride	ND	ND	ppbV	NC		25
trans-1,2-Dichloroethene	2.29	2.36	ppbV	3		25
cis-1,2-Dichloroethene	ND	ND	ppbV	NC		25
Trichloroethene	19.9	19.9	ppbV	0		25
Tetrachloroethene	1.24	1.24	ppbV	0		25

Project Name: SCHNEIDER ELECTRIC

Project Number:

Lab Number: L2362480

Report Date: 10/31/23

Canister and Flow Controller Information

Samplenum	Client ID	Media ID	Media Type	Date Prepared	Bottle Order	Cleaning Batch ID	Can Leak Check	Initial Pressure (in. Hg)	Pressure on Receipt (in. Hg)	Flow Controler Leak Chk	Flow Out mL/min	Flow In mL/min	% RPD
L2362480-01	79-2-20231017	02285	SV200	10/13/23	440827		-	-	-	Pass	220	220	0
L2362480-01	79-2-20231017	2170	1.0L Can	10/13/23	440827	L2358731-06	Pass	-29.6	-4.1	-	-	-	-
L2362480-02	55-2-20231017	01975	SV200	10/13/23	440827		-	-	-	Pass	218	216	1
L2362480-02	55-2-20231017	3837	1.0L Can	10/13/23	440827	L2359630-02	Pass	-29.6	-4.5	-	-	-	-
L2362480-03	UMH-1-20231017	02279	SV200	10/13/23	440827		-	-	-	Pass	214	215	0
L2362480-03	UMH-1-20231017	866	1.0L Can	10/13/23	440827	L2359630-02	Pass	-29.5	-4.8	-	-	-	-
L2362480-04	UMH-3-20231018	02277	SV200	10/13/23	440827		-	-	-	Pass	204	205	0
L2362480-04	UMH-3-20231018	751	1.0L Can	10/13/23	440827	L2358731-06	Pass	-29.6	-4.3	-	-	-	-
L2362480-05	UMH-21-20231018	02035	SV200	10/13/23	440827		-	-	-	Pass	214	218	2
L2362480-05	UMH-21-20231018	2512	1.0L Can	10/13/23	440827	L2358731-06	Pass	-29.6	-4.9	-	-	-	-
L2362480-06	UMH-22-20231018	0660	SV200	10/13/23	440827		-	-	-	Pass	218	218	0
L2362480-06	UMH-22-20231018	1498	1.0L Can	10/13/23	440827	L2358731-06	Pass	-29.5	-5.3	-	-	-	-
L2362480-07	57-2-20231018	0991	SV200	10/13/23	440827		-	-	-	Pass	217	115	61
L2362480-07	57-2-20231018	1958	1.0L Can	10/13/23	440827	L2358731-06	Pass	-29.6	-5.4	-	-	-	-

Project Name: BATCH CANISTER CERTIFICATION
Project Number: CANISTER QC BAT
Lab Number: L2358731
Report Date: 10/31/23

Air Canister Certification Results

Lab ID: L2358731-06
Client ID: CAN 3800 SHELF 17
Sample Location:

Date Collected: 10/04/23 18:00
Date Received: 10/05/23
Field Prep: Not Specified

Sample Depth:
Matrix: Air
Anaytical Method: 48,TO-15
Analytical Date: 10/05/23 21:03
Analyst: BJB

	ppbV			ug/m3				
Parameter	**Results**	**RL**	**MDL**	**Results**	**RL**	**MDL**	**Qualifier**	**Dilution Factor**
Volatile Organics in Air - Mansfield Lab								
Chlorodifluoromethane	ND	0.200	--	ND	0.707	--		1
Propylene	ND	0.500	--	ND	0.861	--		1
Propane	ND	0.500	--	ND	0.902	--		1
Dichlorodifluoromethane	ND	0.200	--	ND	0.989	--		1
Chloromethane	ND	0.200	--	ND	0.413	--		1
Freon-114	ND	0.200	--	ND	1.40	--		1
Methanol	ND	5.00	--	ND	6.55	--		1
Vinyl chloride	ND	0.200	--	ND	0.511	--		1
1,3-Butadiene	ND	0.200	--	ND	0.442	--		1
Butane	ND	0.200	--	ND	0.475	--		1
Bromomethane	ND	0.200	--	ND	0.777	--		1
Chloroethane	ND	0.200	--	ND	0.528	--		1
Ethanol	ND	5.00	--	ND	9.42	--		1
Dichlorofluoromethane	ND	0.200	--	ND	0.842	--		1
Vinyl bromide	ND	0.200	--	ND	0.874	--		1
Acrolein	ND	0.500	--	ND	1.15	--		1
Acetone	ND	1.00	--	ND	2.38	--		1
Acetonitrile	ND	0.200	--	ND	0.336	--		1
Trichlorofluoromethane	ND	0.200	--	ND	1.12	--		1
Isopropanol	ND	0.500	--	ND	1.23	--		1
Acrylonitrile	ND	0.500	--	ND	1.09	--		1
Pentane	ND	0.200	--	ND	0.590	--		1
Ethyl ether	ND	0.200	--	ND	0.606	--		1
1,1-Dichloroethene	ND	0.200	--	ND	0.793	--		1

Project Name: BATCH CANISTER CERTIFICATION
Project Number: CANISTER QC BAT
Lab Number: L2358731
Report Date: 10/31/23

Air Canister Certification Results

Lab ID: L2358731-06
Client ID: CAN 3800 SHELF 17
Sample Location:

Date Collected: 10/04/23 18:00
Date Received: 10/05/23
Field Prep: Not Specified

Sample Depth:

Parameter	ppbV Results	ppbV RL	ppbV MDL	ug/m3 Results	ug/m3 RL	ug/m3 MDL	Qualifier	Dilution Factor
Volatile Organics in Air - Mansfield Lab								
Tertiary butyl Alcohol	ND	0.500	--	ND	1.52	--		1
Methylene chloride	ND	0.500	--	ND	1.74	--		1
3-Chloropropene	ND	0.200	--	ND	0.626	--		1
Carbon disulfide	ND	0.200	--	ND	0.623	--		1
Freon-113	ND	0.200	--	ND	1.53	--		1
trans-1,2-Dichloroethene	ND	0.200	--	ND	0.793	--		1
1,1-Dichloroethane	ND	0.200	--	ND	0.809	--		1
Methyl tert butyl ether	ND	0.200	--	ND	0.721	--		1
Vinyl acetate	ND	1.00	--	ND	3.52	--		1
2-Butanone	ND	0.500	--	ND	1.47	--		1
Xylenes, total	ND	0.600	--	ND	0.869	--		1
cis-1,2-Dichloroethene	ND	0.200	--	ND	0.793	--		1
Ethyl Acetate	ND	0.500	--	ND	1.80	--		1
Chloroform	ND	0.200	--	ND	0.977	--		1
Tetrahydrofuran	ND	0.500	--	ND	1.47	--		1
2,2-Dichloropropane	ND	0.200	--	ND	0.924	--		1
1,2-Dichloroethane	ND	0.200	--	ND	0.809	--		1
n-Hexane	ND	0.200	--	ND	0.705	--		1
Diisopropyl ether	ND	0.200	--	ND	0.836	--		1
tert-Butyl Ethyl Ether	ND	0.200	--	ND	0.836	--		1
1,2-Dichloroethene (total)	ND	1.00	--	ND	1.00	--		1
1,1,1-Trichloroethane	ND	0.200	--	ND	1.09	--		1
1,1-Dichloropropene	ND	0.200	--	ND	0.908	--		1
Benzene	ND	0.200	--	ND	0.639	--		1
Carbon tetrachloride	ND	0.200	--	ND	1.26	--		1
Cyclohexane	ND	0.200	--	ND	0.688	--		1
tert-Amyl Methyl Ether	ND	0.200	--	ND	0.836	--		1

Project Name: BATCH CANISTER CERTIFICATION
Project Number: CANISTER QC BAT
Lab Number: L2358731
Report Date: 10/31/23

Air Canister Certification Results

Lab ID: L2358731-06
Client ID: CAN 3800 SHELF 17
Sample Location:

Date Collected: 10/04/23 18:00
Date Received: 10/05/23
Field Prep: Not Specified

Sample Depth:

Parameter	ppbV Results	ppbV RL	ppbV MDL	ug/m3 Results	ug/m3 RL	ug/m3 MDL	Qualifier	Dilution Factor
Volatile Organics in Air - Mansfield Lab								
Dibromomethane	ND	0.200	--	ND	1.42	--		1
1,2-Dichloropropane	ND	0.200	--	ND	0.924	--		1
Bromodichloromethane	ND	0.200	--	ND	1.34	--		1
1,4-Dioxane	ND	0.200	--	ND	0.721	--		1
Trichloroethene	ND	0.200	--	ND	1.07	--		1
2,2,4-Trimethylpentane	ND	0.200	--	ND	0.934	--		1
Methyl Methacrylate	ND	0.500	--	ND	2.05	--		1
Heptane	ND	0.200	--	ND	0.820	--		1
cis-1,3-Dichloropropene	ND	0.200	--	ND	0.908	--		1
4-Methyl-2-pentanone	ND	0.500	--	ND	2.05	--		1
trans-1,3-Dichloropropene	ND	0.200	--	ND	0.908	--		1
1,1,2-Trichloroethane	ND	0.200	--	ND	1.09	--		1
Toluene	ND	0.200	--	ND	0.754	--		1
1,3-Dichloropropane	ND	0.200	--	ND	0.924	--		1
2-Hexanone	ND	0.200	--	ND	0.820	--		1
Dibromochloromethane	ND	0.200	--	ND	1.70	--		1
1,2-Dibromoethane	ND	0.200	--	ND	1.54	--		1
Butyl acetate	ND	0.500	--	ND	2.38	--		1
Octane	ND	0.200	--	ND	0.934	--		1
Tetrachloroethene	ND	0.200	--	ND	1.36	--		1
1,1,1,2-Tetrachloroethane	ND	0.200	--	ND	1.37	--		1
Chlorobenzene	ND	0.200	--	ND	0.921	--		1
Ethylbenzene	ND	0.200	--	ND	0.869	--		1
p/m-Xylene	ND	0.400	--	ND	1.74	--		1
Bromoform	ND	0.200	--	ND	2.07	--		1
Styrene	ND	0.200	--	ND	0.852	--		1
1,1,2,2-Tetrachloroethane	ND	0.200	--	ND	1.37	--		1

Project Name: BATCH CANISTER CERTIFICATION
Project Number: CANISTER QC BAT
Lab Number: L2358731
Report Date: 10/31/23

Air Canister Certification Results

Lab ID: L2358731-06
Client ID: CAN 3800 SHELF 17
Sample Location:

Date Collected: 10/04/23 18:00
Date Received: 10/05/23
Field Prep: Not Specified

Sample Depth:

Parameter	ppbV Results	ppbV RL	ppbV MDL	ug/m3 Results	ug/m3 RL	ug/m3 MDL	Qualifier	Dilution Factor
Volatile Organics in Air - Mansfield Lab								
o-Xylene	ND	0.200	--	ND	0.869	--		1
1,2,3-Trichloropropane	ND	0.200	--	ND	1.21	--		1
Nonane	ND	0.200	--	ND	1.05	--		1
Isopropylbenzene	ND	0.200	--	ND	0.983	--		1
Bromobenzene	ND	0.200	--	ND	0.793	--		1
2-Chlorotoluene	ND	0.200	--	ND	1.04	--		1
n-Propylbenzene	ND	0.200	--	ND	0.983	--		1
4-Chlorotoluene	ND	0.200	--	ND	1.04	--		1
4-Ethyltoluene	ND	0.200	--	ND	0.983	--		1
1,3,5-Trimethylbenzene	ND	0.200	--	ND	0.983	--		1
tert-Butylbenzene	ND	0.200	--	ND	1.10	--		1
1,2,4-Trimethylbenzene	ND	0.200	--	ND	0.983	--		1
Decane	ND	0.200	--	ND	1.16	--		1
Benzyl chloride	ND	0.200	--	ND	1.04	--		1
1,3-Dichlorobenzene	ND	0.200	--	ND	1.20	--		1
1,4-Dichlorobenzene	ND	0.200	--	ND	1.20	--		1
sec-Butylbenzene	ND	0.200	--	ND	1.10	--		1
p-Isopropyltoluene	ND	0.200	--	ND	1.10	--		1
1,2-Dichlorobenzene	ND	0.200	--	ND	1.20	--		1
n-Butylbenzene	ND	0.200	--	ND	1.10	--		1
1,2-Dibromo-3-chloropropane	ND	0.200	--	ND	1.93	--		1
Undecane	ND	0.200	--	ND	1.28	--		1
Dodecane	ND	0.200	--	ND	1.39	--		1
1,2,4-Trichlorobenzene	ND	0.200	--	ND	1.48	--		1
Naphthalene	ND	0.200	--	ND	1.05	--		1
1,2,3-Trichlorobenzene	ND	0.200	--	ND	1.48	--		1
Hexachlorobutadiene	ND	0.200	--	ND	2.13	--		1

Project Name: BATCH CANISTER CERTIFICATION
Project Number: CANISTER QC BAT
Lab Number: L2358731
Report Date: 10/31/23

Air Canister Certification Results

Lab ID: L2358731-06
Client ID: CAN 3800 SHELF 17
Sample Location:

Date Collected: 10/04/23 18:00
Date Received: 10/05/23
Field Prep: Not Specified

Sample Depth:

Parameter	ppbV Results	ppbV RL	ppbV MDL	ug/m3 Results	ug/m3 RL	ug/m3 MDL	Qualifier	Dilution Factor
Volatile Organics in Air - Mansfield Lab								

	Results	Qualifier	Units	RDL	Dilution Factor
Tentatively Identified Compounds					

No Tentatively Identified Compounds

Internal Standard	% Recovery	Qualifier	Acceptance Criteria
1,4-Difluorobenzene	95		60-140
Bromochloromethane	98		60-140
chlorobenzene-d5	94		60-140

Project Name: BATCH CANISTER CERTIFICATION
Project Number: CANISTER QC BAT
Lab Number: L2358731
Report Date: 10/31/23

Air Canister Certification Results

Lab ID: L2358731-06
Client ID: CAN 3800 SHELF 17
Sample Location:

Date Collected: 10/04/23 18:00
Date Received: 10/05/23
Field Prep: Not Specified

Sample Depth:
Matrix: Air
Anaytical Method: 48,TO-15-SIM
Analytical Date: 10/05/23 21:03
Analyst: BJB

	ppbV			ug/m3				
Parameter	**Results**	**RL**	**MDL**	**Results**	**RL**	**MDL**	**Qualifier**	**Dilution Factor**
Volatile Organics in Air by SIM - Mansfield Lab								
Dichlorodifluoromethane	ND	0.200	--	ND	0.989	--		1
Chloromethane	ND	0.200	--	ND	0.413	--		1
Freon-114	ND	0.050	--	ND	0.349	--		1
Vinyl chloride	ND	0.020	--	ND	0.051	--		1
1,3-Butadiene	ND	0.020	--	ND	0.044	--		1
Bromomethane	ND	0.020	--	ND	0.078	--		1
Chloroethane	ND	0.100	--	ND	0.264	--		1
Acrolein	ND	0.050	--	ND	0.115	--		1
Acetone	ND	1.00	--	ND	2.38	--		1
Trichlorofluoromethane	ND	0.050	--	ND	0.281	--		1
Acrylonitrile	ND	0.500	--	ND	1.09	--		1
1,1-Dichloroethene	ND	0.020	--	ND	0.079	--		1
Methylene chloride	ND	0.500	--	ND	1.74	--		1
Freon-113	ND	0.050	--	ND	0.383	--		1
trans-1,2-Dichloroethene	ND	0.020	--	ND	0.079	--		1
1,1-Dichloroethane	ND	0.020	--	ND	0.081	--		1
Methyl tert butyl ether	ND	0.200	--	ND	0.721	--		1
2-Butanone	ND	0.500	--	ND	1.47	--		1
cis-1,2-Dichloroethene	ND	0.020	--	ND	0.079	--		1
Chloroform	ND	0.020	--	ND	0.098	--		1
1,2-Dichloroethane	ND	0.020	--	ND	0.081	--		1
1,1,1-Trichloroethane	ND	0.020	--	ND	0.109	--		1
Benzene	ND	0.100	--	ND	0.319	--		1
Carbon tetrachloride	ND	0.020	--	ND	0.126	--		1

Project Name: BATCH CANISTER CERTIFICATION
Project Number: CANISTER QC BAT
Lab Number: L2358731
Report Date: 10/31/23

Air Canister Certification Results

Lab ID: L2358731-06
Client ID: CAN 3800 SHELF 17
Sample Location:

Date Collected: 10/04/23 18:00
Date Received: 10/05/23
Field Prep: Not Specified

Sample Depth:

Parameter	ppbV Results	ppbV RL	ppbV MDL	ug/m3 Results	ug/m3 RL	ug/m3 MDL	Qualifier	Dilution Factor
Volatile Organics in Air by SIM - Mansfield Lab								
1,2-Dichloropropane	ND	0.020	--	ND	0.092	--		1
Bromodichloromethane	ND	0.020	--	ND	0.134	--		1
1,4-Dioxane	ND	0.100	--	ND	0.360	--		1
Trichloroethene	ND	0.020	--	ND	0.107	--		1
cis-1,3-Dichloropropene	ND	0.020	--	ND	0.091	--		1
4-Methyl-2-pentanone	ND	0.500	--	ND	2.05	--		1
trans-1,3-Dichloropropene	ND	0.020	--	ND	0.091	--		1
1,1,2-Trichloroethane	ND	0.020	--	ND	0.109	--		1
Toluene	ND	0.100	--	ND	0.377	--		1
Dibromochloromethane	ND	0.020	--	ND	0.170	--		1
1,2-Dibromoethane	ND	0.020	--	ND	0.154	--		1
Tetrachloroethene	ND	0.020	--	ND	0.136	--		1
1,1,1,2-Tetrachloroethane	ND	0.020	--	ND	0.137	--		1
Chlorobenzene	ND	0.100	--	ND	0.461	--		1
Ethylbenzene	ND	0.020	--	ND	0.087	--		1
p/m-Xylene	ND	0.040	--	ND	0.174	--		1
Bromoform	ND	0.020	--	ND	0.207	--		1
Styrene	ND	0.020	--	ND	0.085	--		1
1,1,2,2-Tetrachloroethane	ND	0.020	--	ND	0.137	--		1
o-Xylene	ND	0.020	--	ND	0.087	--		1
Isopropylbenzene	ND	0.200	--	ND	0.983	--		1
4-Ethyltoluene	ND	0.020	--	ND	0.098	--		1
1,3,5-Trimethybenzene	ND	0.020	--	ND	0.098	--		1
1,2,4-Trimethylbenzene	ND	0.020	--	ND	0.098	--		1
Benzyl chloride	ND	0.100	--	ND	0.518	--		1
1,3-Dichlorobenzene	ND	0.020	--	ND	0.120	--		1
1,4-Dichlorobenzene	ND	0.020	--	ND	0.120	--		1

Project Name: BATCH CANISTER CERTIFICATION **Lab Number:** L2358731

Project Number: CANISTER QC BAT **Report Date:** 10/31/23

Air Canister Certification Results

Lab ID: L2358731-06
Client ID: CAN 3800 SHELF 17
Sample Location:

Date Collected: 10/04/23 18:00
Date Received: 10/05/23
Field Prep: Not Specified

Sample Depth:

Parameter	ppbV Results	ppbV RL	ppbV MDL	ug/m3 Results	ug/m3 RL	ug/m3 MDL	Qualifier	Dilution Factor
Volatile Organics in Air by SIM - Mansfield Lab								
sec-Butylbenzene	ND	0.200	--	ND	1.10	--		1
p-Isopropyltoluene	ND	0.200	--	ND	1.10	--		1
1,2-Dichlorobenzene	ND	0.020	--	ND	0.120	--		1
n-Butylbenzene	ND	0.200	--	ND	1.10	--		1
1,2,4-Trichlorobenzene	ND	0.050	--	ND	0.371	--		1
Naphthalene	ND	0.050	--	ND	0.262	--		1
1,2,3-Trichlorobenzene	ND	0.050	--	ND	0.371	--		1
Hexachlorobutadiene	ND	0.050	--	ND	0.533	--		1

Internal Standard	% Recovery	Qualifier	Acceptance Criteria
1,4-difluorobenzene	90		60-140
bromochloromethane	98		60-140
chlorobenzene-d5	95		60-140

Project Name: BATCH CANISTER CERTIFICATION
Project Number: CANISTER QC BAT
Lab Number: L2359630
Report Date: 10/31/23

Air Canister Certification Results

Lab ID: L2359630-02
Client ID: CAN 3863 SHELF 22
Sample Location:

Date Collected: 10/09/23 18:00
Date Received: 10/10/23
Field Prep: Not Specified

Sample Depth:
Matrix: Air
Anaytical Method: 48,TO-15
Analytical Date: 10/10/23 19:04
Analyst: BJB

	ppbV			ug/m3				
Parameter	**Results**	**RL**	**MDL**	**Results**	**RL**	**MDL**	**Qualifier**	**Dilution Factor**
Volatile Organics in Air - Mansfield Lab								
Chlorodifluoromethane	ND	0.200	--	ND	0.707	--		1
Propylene	ND	0.500	--	ND	0.861	--		1
Propane	ND	0.500	--	ND	0.902	--		1
Dichlorodifluoromethane	ND	0.200	--	ND	0.989	--		1
Chloromethane	ND	0.200	--	ND	0.413	--		1
Freon-114	ND	0.200	--	ND	1.40	--		1
Methanol	ND	5.00	--	ND	6.55	--		1
Vinyl chloride	ND	0.200	--	ND	0.511	--		1
1,3-Butadiene	ND	0.200	--	ND	0.442	--		1
Butane	ND	0.200	--	ND	0.475	--		1
Bromomethane	ND	0.200	--	ND	0.777	--		1
Chloroethane	ND	0.200	--	ND	0.528	--		1
Ethanol	ND	5.00	--	ND	9.42	--		1
Dichlorofluoromethane	ND	0.200	--	ND	0.842	--		1
Vinyl bromide	ND	0.200	--	ND	0.874	--		1
Acrolein	ND	0.500	--	ND	1.15	--		1
Acetone	ND	1.00	--	ND	2.38	--		1
Acetonitrile	ND	0.200	--	ND	0.336	--		1
Trichlorofluoromethane	ND	0.200	--	ND	1.12	--		1
Isopropanol	ND	0.500	--	ND	1.23	--		1
Acrylonitrile	ND	0.500	--	ND	1.09	--		1
Pentane	ND	0.200	--	ND	0.590	--		1
Ethyl ether	ND	0.200	--	ND	0.606	--		1
1,1-Dichloroethene	ND	0.200	--	ND	0.793	--		1

Project Name: BATCH CANISTER CERTIFICATION
Project Number: CANISTER QC BAT
Lab Number: L2359630
Report Date: 10/31/23

Air Canister Certification Results

Lab ID: L2359630-02
Client ID: CAN 3863 SHELF 22
Sample Location:

Date Collected: 10/09/23 18:00
Date Received: 10/10/23
Field Prep: Not Specified

Sample Depth:

Parameter	ppbV Results	ppbV RL	ppbV MDL	ug/m3 Results	ug/m3 RL	ug/m3 MDL	Qualifier	Dilution Factor
Volatile Organics in Air - Mansfield Lab								
Tertiary butyl Alcohol	ND	0.500	--	ND	1.52	--		1
Methylene chloride	ND	0.500	--	ND	1.74	--		1
3-Chloropropene	ND	0.200	--	ND	0.626	--		1
Carbon disulfide	ND	0.200	--	ND	0.623	--		1
Freon-113	ND	0.200	--	ND	1.53	--		1
trans-1,2-Dichloroethene	ND	0.200	--	ND	0.793	--		1
1,1-Dichloroethane	ND	0.200	--	ND	0.809	--		1
Methyl tert butyl ether	ND	0.200	--	ND	0.721	--		1
Vinyl acetate	ND	1.00	--	ND	3.52	--		1
Xylenes, total	ND	0.600	--	ND	0.869	--		1
2-Butanone	ND	0.500	--	ND	1.47	--		1
cis-1,2-Dichloroethene	ND	0.200	--	ND	0.793	--		1
Ethyl Acetate	ND	0.500	--	ND	1.80	--		1
Chloroform	ND	0.200	--	ND	0.977	--		1
Tetrahydrofuran	ND	0.500	--	ND	1.47	--		1
2,2-Dichloropropane	ND	0.200	--	ND	0.924	--		1
1,2-Dichloroethane	ND	0.200	--	ND	0.809	--		1
n-Hexane	ND	0.200	--	ND	0.705	--		1
Diisopropyl ether	ND	0.200	--	ND	0.836	--		1
tert-Butyl Ethyl Ether	ND	0.200	--	ND	0.836	--		1
1,2-Dichloroethene (total)	ND	1.00	--	ND	1.00	--		1
1,1,1-Trichloroethane	ND	0.200	--	ND	1.09	--		1
1,1-Dichloropropene	ND	0.200	--	ND	0.908	--		1
Benzene	ND	0.200	--	ND	0.639	--		1
Carbon tetrachloride	ND	0.200	--	ND	1.26	--		1
Cyclohexane	ND	0.200	--	ND	0.688	--		1
tert-Amyl Methyl Ether	ND	0.200	--	ND	0.836	--		1

Project Name: BATCH CANISTER CERTIFICATION
Project Number: CANISTER QC BAT
Lab Number: L2359630
Report Date: 10/31/23

Air Canister Certification Results

Lab ID: L2359630-02
Client ID: CAN 3863 SHELF 22
Sample Location:

Date Collected: 10/09/23 18:00
Date Received: 10/10/23
Field Prep: Not Specified

Sample Depth:

Parameter	ppbV Results	ppbV RL	ppbV MDL	ug/m3 Results	ug/m3 RL	ug/m3 MDL	Qualifier	Dilution Factor
Volatile Organics in Air - Mansfield Lab								
Dibromomethane	ND	0.200	--	ND	1.42	--		1
1,2-Dichloropropane	ND	0.200	--	ND	0.924	--		1
Bromodichloromethane	ND	0.200	--	ND	1.34	--		1
1,4-Dioxane	ND	0.200	--	ND	0.721	--		1
Trichloroethene	ND	0.200	--	ND	1.07	--		1
2,2,4-Trimethylpentane	ND	0.200	--	ND	0.934	--		1
Methyl Methacrylate	ND	0.500	--	ND	2.05	--		1
Heptane	ND	0.200	--	ND	0.820	--		1
cis-1,3-Dichloropropene	ND	0.200	--	ND	0.908	--		1
4-Methyl-2-pentanone	ND	0.500	--	ND	2.05	--		1
trans-1,3-Dichloropropene	ND	0.200	--	ND	0.908	--		1
1,1,2-Trichloroethane	ND	0.200	--	ND	1.09	--		1
Toluene	ND	0.200	--	ND	0.754	--		1
1,3-Dichloropropane	ND	0.200	--	ND	0.924	--		1
2-Hexanone	ND	0.200	--	ND	0.820	--		1
Dibromochloromethane	ND	0.200	--	ND	1.70	--		1
1,2-Dibromoethane	ND	0.200	--	ND	1.54	--		1
Butyl acetate	ND	0.500	--	ND	2.38	--		1
Octane	ND	0.200	--	ND	0.934	--		1
Tetrachloroethene	ND	0.200	--	ND	1.36	--		1
1,1,1,2-Tetrachloroethane	ND	0.200	--	ND	1.37	--		1
Chlorobenzene	ND	0.200	--	ND	0.921	--		1
Ethylbenzene	ND	0.200	--	ND	0.869	--		1
p/m-Xylene	ND	0.400	--	ND	1.74	--		1
Bromoform	ND	0.200	--	ND	2.07	--		1
Styrene	ND	0.200	--	ND	0.852	--		1
1,1,2,2-Tetrachloroethane	ND	0.200	--	ND	1.37	--		1

Project Name: BATCH CANISTER CERTIFICATION
Project Number: CANISTER QC BAT
Lab Number: L2359630
Report Date: 10/31/23

Air Canister Certification Results

Lab ID: L2359630-02
Client ID: CAN 3863 SHELF 22
Sample Location:

Date Collected: 10/09/23 18:00
Date Received: 10/10/23
Field Prep: Not Specified

Sample Depth:

Parameter	ppbV Results	ppbV RL	ppbV MDL	ug/m3 Results	ug/m3 RL	ug/m3 MDL	Qualifier	Dilution Factor
Volatile Organics in Air - Mansfield Lab								
o-Xylene	ND	0.200	--	ND	0.869	--		1
1,2,3-Trichloropropane	ND	0.200	--	ND	1.21	--		1
Nonane	ND	0.200	--	ND	1.05	--		1
Isopropylbenzene	ND	0.200	--	ND	0.983	--		1
Bromobenzene	ND	0.200	--	ND	0.793	--		1
2-Chlorotoluene	ND	0.200	--	ND	1.04	--		1
n-Propylbenzene	ND	0.200	--	ND	0.983	--		1
4-Chlorotoluene	ND	0.200	--	ND	1.04	--		1
4-Ethyltoluene	ND	0.200	--	ND	0.983	--		1
1,3,5-Trimethylbenzene	ND	0.200	--	ND	0.983	--		1
tert-Butylbenzene	ND	0.200	--	ND	1.10	--		1
1,2,4-Trimethylbenzene	ND	0.200	--	ND	0.983	--		1
Decane	ND	0.200	--	ND	1.16	--		1
Benzyl chloride	ND	0.200	--	ND	1.04	--		1
1,3-Dichlorobenzene	ND	0.200	--	ND	1.20	--		1
1,4-Dichlorobenzene	ND	0.200	--	ND	1.20	--		1
sec-Butylbenzene	ND	0.200	--	ND	1.10	--		1
p-Isopropyltoluene	ND	0.200	--	ND	1.10	--		1
1,2-Dichlorobenzene	ND	0.200	--	ND	1.20	--		1
n-Butylbenzene	ND	0.200	--	ND	1.10	--		1
1,2-Dibromo-3-chloropropane	ND	0.200	--	ND	1.93	--		1
Undecane	ND	0.200	--	ND	1.28	--		1
Dodecane	ND	0.200	--	ND	1.39	--		1
1,2,4-Trichlorobenzene	ND	0.200	--	ND	1.48	--		1
Naphthalene	ND	0.200	--	ND	1.05	--		1
1,2,3-Trichlorobenzene	ND	0.200	--	ND	1.48	--		1
Hexachlorobutadiene	ND	0.200	--	ND	2.13	--		1

Project Name: BATCH CANISTER CERTIFICATION
Project Number: CANISTER QC BAT
Lab Number: L2359630
Report Date: 10/31/23

Air Canister Certification Results

Lab ID: L2359630-02
Client ID: CAN 3863 SHELF 22
Sample Location:

Date Collected: 10/09/23 18:00
Date Received: 10/10/23
Field Prep: Not Specified

Sample Depth:

Parameter	ppbV Results	ppbV RL	ppbV MDL	ug/m3 Results	ug/m3 RL	ug/m3 MDL	Qualifier	Dilution Factor
Volatile Organics in Air - Mansfield Lab								

	Results	Qualifier	Units	RDL	Dilution Factor
Tentatively Identified Compounds					

No Tentatively Identified Compounds

Internal Standard	% Recovery	Qualifier	Acceptance Criteria
1,4-Difluorobenzene	95		60-140
Bromochloromethane	98		60-140
chlorobenzene-d5	98		60-140

Project Name: BATCH CANISTER CERTIFICATION
Project Number: CANISTER QC BAT
Lab Number: L2359630
Report Date: 10/31/23

Air Canister Certification Results

Lab ID: L2359630-02
Client ID: CAN 3863 SHELF 22
Sample Location:

Date Collected: 10/09/23 18:00
Date Received: 10/10/23
Field Prep: Not Specified

Sample Depth:
Matrix: Air
Anaytical Method: 48,TO-15-SIM
Analytical Date: 10/10/23 19:04
Analyst: BJB

	ppbV			ug/m3				
Parameter	**Results**	**RL**	**MDL**	**Results**	**RL**	**MDL**	**Qualifier**	**Dilution Factor**
Volatile Organics in Air by SIM - Mansfield Lab								
Dichlorodifluoromethane	ND	0.200	--	ND	0.989	--		1
Chloromethane	ND	0.200	--	ND	0.413	--		1
Freon-114	ND	0.050	--	ND	0.349	--		1
Vinyl chloride	ND	0.020	--	ND	0.051	--		1
1,3-Butadiene	ND	0.020	--	ND	0.044	--		1
Bromomethane	ND	0.020	--	ND	0.078	--		1
Chloroethane	ND	0.100	--	ND	0.264	--		1
Acrolein	ND	0.050	--	ND	0.115	--		1
Acetone	ND	1.00	--	ND	2.38	--		1
Trichlorofluoromethane	ND	0.050	--	ND	0.281	--		1
Acrylonitrile	ND	0.500	--	ND	1.09	--		1
1,1-Dichloroethene	ND	0.020	--	ND	0.079	--		1
Methylene chloride	ND	0.500	--	ND	1.74	--		1
Freon-113	ND	0.050	--	ND	0.383	--		1
trans-1,2-Dichloroethene	ND	0.020	--	ND	0.079	--		1
1,1-Dichloroethane	ND	0.020	--	ND	0.081	--		1
Methyl tert butyl ether	ND	0.200	--	ND	0.721	--		1
2-Butanone	ND	0.500	--	ND	1.47	--		1
cis-1,2-Dichloroethene	ND	0.020	--	ND	0.079	--		1
Chloroform	ND	0.020	--	ND	0.098	--		1
1,2-Dichloroethane	ND	0.020	--	ND	0.081	--		1
1,1,1-Trichloroethane	ND	0.020	--	ND	0.109	--		1
Benzene	ND	0.100	--	ND	0.319	--		1
Carbon tetrachloride	ND	0.020	--	ND	0.126	--		1

Project Name: BATCH CANISTER CERTIFICATION
Project Number: CANISTER QC BAT
Lab Number: L2359630
Report Date: 10/31/23

Air Canister Certification Results

Lab ID: L2359630-02
Client ID: CAN 3863 SHELF 22
Sample Location:

Date Collected: 10/09/23 18:00
Date Received: 10/10/23
Field Prep: Not Specified

Sample Depth:

Parameter	ppbV Results	ppbV RL	ppbV MDL	ug/m3 Results	ug/m3 RL	ug/m3 MDL	Qualifier	Dilution Factor
Volatile Organics in Air by SIM - Mansfield Lab								
1,2-Dichloropropane	ND	0.020	--	ND	0.092	--		1
Bromodichloromethane	ND	0.020	--	ND	0.134	--		1
1,4-Dioxane	ND	0.100	--	ND	0.360	--		1
Trichloroethene	ND	0.020	--	ND	0.107	--		1
cis-1,3-Dichloropropene	ND	0.020	--	ND	0.091	--		1
4-Methyl-2-pentanone	ND	0.500	--	ND	2.05	--		1
trans-1,3-Dichloropropene	ND	0.020	--	ND	0.091	--		1
1,1,2-Trichloroethane	ND	0.020	--	ND	0.109	--		1
Toluene	ND	0.100	--	ND	0.377	--		1
Dibromochloromethane	ND	0.020	--	ND	0.170	--		1
1,2-Dibromoethane	ND	0.020	--	ND	0.154	--		1
Tetrachloroethene	ND	0.020	--	ND	0.136	--		1
1,1,1,2-Tetrachloroethane	ND	0.020	--	ND	0.137	--		1
Chlorobenzene	ND	0.100	--	ND	0.461	--		1
Ethylbenzene	ND	0.020	--	ND	0.087	--		1
p/m-Xylene	ND	0.040	--	ND	0.174	--		1
Bromoform	ND	0.020	--	ND	0.207	--		1
Styrene	ND	0.020	--	ND	0.085	--		1
1,1,2,2-Tetrachloroethane	ND	0.020	--	ND	0.137	--		1
o-Xylene	ND	0.020	--	ND	0.087	--		1
Isopropylbenzene	ND	0.200	--	ND	0.983	--		1
4-Ethyltoluene	ND	0.020	--	ND	0.098	--		1
1,3,5-Trimethybenzene	ND	0.020	--	ND	0.098	--		1
1,2,4-Trimethylbenzene	ND	0.020	--	ND	0.098	--		1
Benzyl chloride	ND	0.100	--	ND	0.518	--		1
1,3-Dichlorobenzene	ND	0.020	--	ND	0.120	--		1
1,4-Dichlorobenzene	ND	0.020	--	ND	0.120	--		1

Project Name: BATCH CANISTER CERTIFICATION **Lab Number:** L2359630

Project Number: CANISTER QC BAT **Report Date:** 10/31/23

Air Canister Certification Results

Lab ID: L2359630-02
Client ID: CAN 3863 SHELF 22
Sample Location:

Date Collected: 10/09/23 18:00
Date Received: 10/10/23
Field Prep: Not Specified

Sample Depth:

Parameter	ppbV Results	ppbV RL	ppbV MDL	ug/m3 Results	ug/m3 RL	ug/m3 MDL	Qualifier	Dilution Factor
Volatile Organics in Air by SIM - Mansfield Lab								
sec-Butylbenzene	ND	0.200	--	ND	1.10	--		1
p-Isopropyltoluene	ND	0.200	--	ND	1.10	--		1
1,2-Dichlorobenzene	ND	0.020	--	ND	0.120	--		1
n-Butylbenzene	ND	0.200	--	ND	1.10	--		1
1,2,4-Trichlorobenzene	ND	0.050	--	ND	0.371	--		1
Naphthalene	ND	0.050	--	ND	0.262	--		1
1,2,3-Trichlorobenzene	ND	0.050	--	ND	0.371	--		1
Hexachlorobutadiene	ND	0.050	--	ND	0.533	--		1

Internal Standard	% Recovery	Qualifier	Acceptance Criteria
1,4-difluorobenzene	91		60-140
bromochloromethane	99		60-140
chlorobenzene-d5	97		60-140

Project Name: SCHNEIDER ELECTRIC
Project Number: Not Specified

Lab Number: L2362480
Report Date: 10/31/23

Sample Receipt and Container Information

Were project specific reporting limits specified? YES

Cooler Information

Cooler	Custody Seal
NA	Present/Intact

Container Information

Container ID	Container Type	Cooler	Initial pH	Final pH	Temp deg C	Pres	Seal	Frozen Date/Time	Analysis(*)
L2362480-01A	Canister - 1 Liter	NA	NA			Y	Absent		TO15-LL(30)
L2362480-02A	Canister - 1 Liter	NA	NA			Y	Absent		TO15-LL(30)
L2362480-03A	Canister - 1 Liter	NA	NA			Y	Absent		TO15-LL(30)
L2362480-04A	Canister - 1 Liter	NA	NA			Y	Absent		TO15-LL(30)
L2362480-05A	Canister - 1 Liter	NA	NA			Y	Absent		TO15-LL(30)
L2362480-06A	Canister - 1 Liter	NA	NA			Y	Absent		TO15-LL(30)
L2362480-07A	Canister - 1 Liter	NA	NA			Y	Absent		TO15-LL(30)

*Values in parentheses indicate holding time in days

Project Name:	SCHNEIDER ELECTRIC	**Lab Number:**	L2362480
Project Number:	Not Specified	**Report Date:**	10/31/23

GLOSSARY

Acronyms

DL	- Detection Limit: This value represents the level to which target analyte concentrations are reported as estimated values, when those target analyte concentrations are quantified below the limit of quantitation (LOQ). The DL includes any adjustments from dilutions, concentrations or moisture content, where applicable. (DoD report formats only.)
EDL	- Estimated Detection Limit: This value represents the level to which target analyte concentrations are reported as estimated values, when those target analyte concentrations are quantified below the reporting limit (RL). The EDL includes any adjustments from dilutions, concentrations or moisture content, where applicable. The use of EDLs is specific to the analysis of PAHs using Solid-Phase Microextraction (SPME).
EMPC	- Estimated Maximum Possible Concentration: The concentration that results from the signal present at the retention time of an analyte when the ions meet all of the identification criteria except the ion abundance ratio criteria. An EMPC is a worst-case estimate of the concentration.
EPA	- Environmental Protection Agency.
LCS	- Laboratory Control Sample: A sample matrix, free from the analytes of interest, spiked with verified known amounts of analytes or a material containing known and verified amounts of analytes.
LCSD	- Laboratory Control Sample Duplicate: Refer to LCS.
LFB	- Laboratory Fortified Blank: A sample matrix, free from the analytes of interest, spiked with verified known amounts of analytes or a material containing known and verified amounts of analytes.
LOD	- Limit of Detection: This value represents the level to which a target analyte can reliably be detected for a specific analyte in a specific matrix by a specific method. The LOD includes any adjustments from dilutions, concentrations or moisture content, where applicable. (DoD report formats only.)
LOQ	- Limit of Quantitation: The value at which an instrument can accurately measure an analyte at a specific concentration. The LOQ includes any adjustments from dilutions, concentrations or moisture content, where applicable. (DoD report formats only.) Limit of Quantitation: The value at which an instrument can accurately measure an analyte at a specific concentration. The LOQ includes any adjustments from dilutions, concentrations or moisture content, where applicable. (DoD report formats only.)
MDL	- Method Detection Limit: This value represents the level to which target analyte concentrations are reported as estimated values, when those target analyte concentrations are quantified below the reporting limit (RL). The MDL includes any adjustments from dilutions, concentrations or moisture content, where applicable.
MS	- Matrix Spike Sample: A sample prepared by adding a known mass of target analyte to a specified amount of matrix sample for which an independent estimate of target analyte concentration is available. For Method 332.0, the spike recovery is calculated using the native concentration, including estimated values.
MSD	- Matrix Spike Sample Duplicate: Refer to MS.
NA	- Not Applicable.
NC	- Not Calculated: Term is utilized when one or more of the results utilized in the calculation are non-detect at the parameter's reporting unit.
NDPA/DPA	- N-Nitrosodiphenylamine/Diphenylamine.
NI	- Not Ignitable.
NP	- Non-Plastic: Term is utilized for the analysis of Atterberg Limits in soil.
NR	- No Results: Term is utilized when 'No Target Compounds Requested' is reported for the analysis of Volatile or Semivolatile Organic TIC only requests.
RL	- Reporting Limit: The value at which an instrument can accurately measure an analyte at a specific concentration. The RL includes any adjustments from dilutions, concentrations or moisture content, where applicable.
RPD	- Relative Percent Difference: The results from matrix and/or matrix spike duplicates are primarily designed to assess the precision of analytical results in a given matrix and are expressed as relative percent difference (RPD). Values which are less than five times the reporting limit for any individual parameter are evaluated by utilizing the absolute difference between the values; although the RPD value will be provided in the report.
SRM	- Standard Reference Material: A reference sample of a known or certified value that is of the same or similar matrix as the associated field samples.
STLP	- Semi-dynamic Tank Leaching Procedure per EPA Method 1315.
TEF	- Toxic Equivalency Factors: The values assigned to each dioxin and furan to evaluate their toxicity relative to 2,3,7,8-TCDD.
TEQ	- Toxic Equivalent: The measure of a sample's toxicity derived by multiplying each dioxin and furan by its corresponding TEF and then summing the resulting values.
TIC	- Tentatively Identified Compound: A compound that has been identified to be present and is not part of the target compound list (TCL) for the method and/or program. All TICs are qualitatively identified and reported as estimated concentrations.

Report Format: Data Usability Report

Project Name:	SCHNEIDER ELECTRIC	**Lab Number:**	L2362480
Project Number:	Not Specified	**Report Date:**	10/31/23

Footnotes

1 - The reference for this analyte should be considered modified since this analyte is absent from the target analyte list of the original method.

Terms

Analytical Method: Both the document from which the method originates and the analytical reference method. (Example: EPA 8260B is shown as 1,8260B.) The codes for the reference method documents are provided in the References section of the Addendum.

Chlordane: The target compound Chlordane (CAS No. 57-74-9) is reported for GC ECD analyses. Per EPA,this compound "refers to a mixture of chlordane isomers, other chlorinated hydrocarbons and numerous other components." (Reference: USEPA Toxicological Review of Chlordane, In Support of Summary Information on the Integrated Risk Information System (IRIS), December 1997.)

Difference: With respect to Total Oxidizable Precursor (TOP) Assay analysis, the difference is defined as the Post-Treatment value minus the Pre-Treatment value.

Final pH: As it pertains to Sample Receipt & Container Information section of the report, Final pH reflects pH of container determined after adjustment at the laboratory, if applicable. If no adjustment required, value reflects Initial pH.

Frozen Date/Time: With respect to Volatile Organics in soil, Frozen Date/Time reflects the date/time at which associated Reagent Water-preserved vials were initially frozen. Note: If frozen date/time is beyond 48 hours from sample collection, value will be reflected in 'bold'.

Gasoline Range Organics (GRO): Gasoline Range Organics (GRO) results include all chromatographic peaks eluting from Methyl tert butyl ether through Naphthalene, with the exception of GRO analysis in support of State of Ohio programs, which includes all chromatographic peaks eluting from Hexane through Dodecane.

Initial pH: As it pertains to Sample Receipt & Container Information section of the report, Initial pH reflects pH of container determined upon receipt, if applicable.

PAH Total: With respect to Alkylated PAH analyses, the 'PAHs, Total' result is defined as the summation of results for all or a subset of the following compounds: Naphthalene, C1-C4 Naphthalenes, 2-Methylnaphthalene, 1-Methylnaphthalene, Biphenyl, Acenaphthylene, Acenaphthene, Fluorene, C1-C3 Fluorenes, Phenanthrene, C1-C4 Phenanthrenes/Anthracenes, Anthracene, Fluoranthene, Pyrene, C1-C4 Fluoranthenes/Pyrenes, Benz(a)anthracene, Chrysene, C1-C4 Chrysenes, Benzo(b)fluoranthene, Benzo(j)+(k)fluoranthene, Benzo(e)pyrene, Benzo(a)pyrene, Perylene, Indeno(1,2,3-cd)pyrene, Dibenz(ah)+(ac)anthracene, Benzo(g,h,i)perylene. If a 'Total' result is requested, the results of its individual components will also be reported.

PFAS Total: With respect to PFAS analyses, the 'PFAS, Total (5)' result is defined as the summation of results for: PFHpA, PFHxS, PFOA, PFNA and PFOS. In addition, the 'PFAS, Total (6)' result is defined as the summation of results for: PFHpA, PFHxS, PFOA, PFNA, PFDA and PFOS. For MassDEP DW compliance analysis only, the 'PFAS, Total (6)' result is defined as the summation of results at or above the RL. Note: If a 'Total' result is requested, the results of its individual components will also be reported.

Total: With respect to Organic analyses, a 'Total' result is defined as the summation of results for individual isomers or Aroclors. If a 'Total' result is requested, the results of its individual components will also be reported. This is applicable to 'Total' results for methods 8260, 8081 and 8082.

Data Qualifiers

A - Spectra identified as "Aldol Condensates" are byproducts of the extraction/concentration procedures when acetone is introduced in the process.

B - The analyte was detected above the reporting limit in the associated method blank. Flag only applies to associated field samples that have detectable concentrations of the analyte at less than ten times (10x) the concentration found in the blank. For MCP-related projects, flag only applies to associated field samples that have detectable concentrations of the analyte at less than ten times (10x) the concentration found in the blank. For DOD-related projects, flag only applies to associated field samples that have detectable concentrations of the analyte at less than ten times (10x) the concentration found in the blank AND the analyte was detected above one-half the reporting limit (or above the reporting limit for common lab contaminants) in the associated method blank. For NJ-Air-related projects, flag only applies to associated field samples that have detectable concentrations of the analyte above the reporting limit. For NJ-related projects (excluding Air), flag only applies to associated field samples that have detectable concentrations of the analyte, which was detected above the reporting limit in the associated method blank or above five times the reporting limit for common lab contaminants (Phthalates, Acetone, Methylene Chloride, 2-Butanone).

C - Co-elution: The target analyte co-elutes with a known lab standard (i.e. surrogate, internal standards, etc.) for co-extracted analyses.

D - Concentration of analyte was quantified from diluted analysis. Flag only applies to field samples that have detectable concentrations of the analyte.

E - Concentration of analyte exceeds the range of the calibration curve and/or linear range of the instrument.

F - The ratio of quantifier ion response to qualifier ion response falls outside of the laboratory criteria. Results are considered to be an estimated maximum concentration.

G - The concentration may be biased high due to matrix interferences (i.e, co-elution) with non-target compound(s). The result should be considered estimated.

H - The analysis of pH was performed beyond the regulatory-required holding time of 15 minutes from the time of sample collection.

I - The lower value for the two columns has been reported due to obvious interference.

J - Estimated value. This represents an estimated concentration for Tentatively Identified Compounds (TICs).

M - Reporting Limit (RL) exceeds the MCP CAM Reporting Limit for this analyte.

Report Format: Data Usability Report

Project Name:	SCHNEIDER ELECTRIC	**Lab Number:**	L2362480
Project Number:	Not Specified	**Report Date:**	10/31/23

Data Qualifiers

ND - Not detected at the reporting limit (RL) for the sample.

NJ - Presumptive evidence of compound. This represents an estimated concentration for Tentatively Identified Compounds (TICs), where the identification is based on a mass spectral library search.

P - The RPD between the results for the two columns exceeds the method-specified criteria.

Q - The quality control sample exceeds the associated acceptance criteria. For DOD-related projects, LCS and/or Continuing Calibration Standard exceedences are also qualified on all associated sample results. Note: This flag is not applicable for matrix spike recoveries when the sample concentration is greater than 4x the spike added or for batch duplicate RPD when the sample concentrations are less than 5x the RL. (Metals only.)

R - Analytical results are from sample re-analysis.

RE - Analytical results are from sample re-extraction.

S - Analytical results are from modified screening analysis.

V - The surrogate associated with this target analyte has a recovery outside the QC acceptance limits. (Applicable to MassDEP DW Compliance samples only.)

Z - The batch matrix spike and/or duplicate associated with this target analyte has a recovery/RPD outside the QC acceptance limits. (Applicable to MassDEP DW Compliance samples only.)

Report Format: Data Usability Report

REFERENCES

48 Compendium of Methods for the Determination of Toxic Organic Compounds in Ambient Air. Second Edition. EPA/625/R-96/010b, January 1999.

LIMITATION OF LIABILITIES

Alpha Analytical performs services with reasonable care and diligence normal to the analytical testing laboratory industry. In the event of an error, the sole and exclusive responsibility of Alpha Analytical shall be to re-perform the work at it's own expense. In no event shall Alpha Analytical be held liable for any incidental, consequential or special damages, including but not limited to, damages in any way connected with the use of, interpretation of, information or analysis provided by Alpha Analytical.

We strongly urge our clients to comply with EPA protocol regarding sample volume, preservation, cooling, containers, sampling procedures, holding time and splitting of samples in the field.

Certification Information

The following analytes are not included in our Primary NELAP Scope of Accreditation:

Westborough Facility
EPA 624.1: m/p-xylene, o-xylene, Naphthalene
EPA 625.1: alpha-Terpineol
EPA 8260D: NPW: 1,2,4,5-Tetramethylbenzene; 4-Ethyltoluene, Azobenzene; SCM: Iodomethane (methyl iodide), 1,2,4,5-Tetramethylbenzene; 4-Ethyltoluene.
EPA 8270E: NPW: Dimethylnaphthalene,1,4-Diphenylhydrazine, alpha-Terpineol; SCM: Dimethylnaphthalene,1,4-Diphenylhydrazine.
SM4500: NPW: Amenable Cyanide; SCM: Total Phosphorus, TKN, NO2, NO3.

Mansfield Facility
SM 2540D: TSS.
EPA TO-15: Halothane, 2,4,4-Trimethyl-2-pentene, 2,4,4-Trimethyl-1-pentene, Thiophene, 2-Methylthiophene, 3-Methylthiophene, 2-Ethylthiophene, 1,2,3-Trimethylbenzene, Indan, Indene, 1,2,4,5-Tetramethylbenzene, Benzothiophene, 1-Methylnaphthalene.
Biological Tissue Matrix: EPA 3050B

The following analytes are included in our Massachusetts DEP Scope of Accreditation

Westborough Facility:

Drinking Water
EPA 300.0: Chloride, Nitrate-N, Fluoride, Sulfate; **EPA 353.2**: Nitrate-N, Nitrite-N; **SM4500NO3-F**: Nitrate-N, Nitrite-N; **SM4500F-C, SM4500CN-CE, EPA 180.1, SM2130B, SM4500Cl-D, SM2320B, SM2540C, SM4500H-B, SM4500NO2-B**
EPA 524.2: THMs and VOCs; **EPA 504.1:** EDB, DBCP.
Microbiology: **SM9215B; SM9223-P/A, SM9223B-Colilert-QT,SM9222D**.

Non-Potable Water
SM4500H,B, EPA 120.1, SM2510B, SM2540C, SM2320B, SM4500CL-E, SM4500F-BC, SM4500NH3-BH: Ammonia-N and Kjeldahl-N, **EPA 350.1**: Ammonia-N, **LACHAT 10-107-06-1-B**: Ammonia-N, **EPA 351.1, SM4500NO3-F, EPA 353.2**: Nitrate-N**, SM4500P-E, SM4500P-B, E, SM4500SO4-E, SM5220D, EPA 410.4, SM5210B, SM5310C, SM4500CL-D, EPA 1664, EPA 420.1, SM4500-CN-CE, SM2540D, EPA 300: Chloride, Sulfate, Nitrate.**
EPA 624.1: Volatile Halocarbons & Aromatics,
EPA 608.3: Chlordane, Toxaphene, Aldrin, alpha-BHC, beta-BHC, gamma-BHC, delta-BHC, Dieldrin, DDD, DDE, DDT, Endosulfan I, Endosulfan II, Endosulfan sulfate, Endrin, Endrin Aldehyde, Heptachlor, Heptachlor Epoxide, PCBs
EPA 625.1: SVOC (Acid/Base/Neutral Extractables).
Microbiology: **SM9223B-Colilert-QT; Enterolert-QT, SM9221E, EPA 1600, EPA 1603, SM9222D.**

Mansfield Facility:

Drinking Water
EPA 200.7: Al, Ba, Cd, Cr, Cu, Fe, Mn, Ni, Na, Ag, Ca, Zn. **EPA 200.8:** Al, Sb, As, Ba, Be, Cd, Cr, Cu, Pb, Mn, Ni, Se, Ag, TL, Zn. **EPA 245.1** Hg.
EPA 522, EPA 537.1.

Non-Potable Water
EPA 200.7: Al, Sb, As, Be, Cd, Ca, Cr, Co, Cu, Fe, Pb, Mg, Mn, Mo, Ni, K, Se, Ag, Na, Sr, TL, Ti, V, Zn.
EPA 200.8: Al, Sb**,** As, Be, Cd, Cr, Cu, Fe, Pb, Mn, Ni, K, Se, Ag, Na, TL, Zn.
EPA 245.1 Hg.
SM2340B

For a complete listing of analytes and methods, please contact your Alpha Project Manager.

AIR ANALYSIS

PAGE 1 OF 2

CHAIN OF CUSTODY

ALPHA ANALYTICAL

320 Forbes Blvd, Mansfield, MA 02048
TEL: 508-822-9300 FAX: 508-822-3288

Date Rec'd in Lab: 10/20/23

ALPHA Job #: L2362480

Client Information

Client: ERM
Address: 8425 Woodfield Crossing Blvd.
Suite 560-W, Indianapolis, IN 46240
Phone: 317-706-2000
Fax:
Email: aaron.friedrich@erm.com

Project Information

Project Name: Schneider Electric
Project Location: Peru, IN
Project #:
Project Manager:
ALPHA Quote #:

Turn-Around-Time

☒ Standard ☐ Rush (only confirmed if pre-approved)

Date Due: Time:

Report/Data Deliverables Information

☐ FAX ☐ EMAIL
☐ ADEx ☐ Add'l Deliverables

Billing Information

☐ Same as Client info PO #:

Regulatory Requirements/Report Limits

State/Fed	Program	Residential/Commercial

☐ These samples have been Previously analyzed by Alpha

Other Project Specific Requirements/Comments:

☒ Project-Specific Target Compound List

Report to: bill.karban@erm.com, erika.smith@erm.com, caitlin.tillema@erm.com

Analysis

All Columns Below Must Be Filled Out

Alpha Lab Use Only	Sample ID	Collection: End Date	Start Time	End Time	Initial Vac	Final Vac	Sample Matrix*	Sampler Initials	Can Size	ID Can	ID Flow Controller	TO-15	TO-15 SIM	Subtract non-petroleum HCs APH	FIXED GASES	Sulfides & Mercaptans by TO-15			Sample Specific Comments (i.e. PID)
L2362480-01	79-2-20231017	10/17/23	1131	1136	-29.28	-4.08	SV	GS	1L	2170	02285	☒	☐	☐	☐	☐	☐	☐	See attached note.
02	55-2-20231017	10/17/23	1225	1230	-29.29	-4.17	SV	GS	1L	3837	01975	☒	☐	☐	☐	☐	☐	☐	
03	UMH-1-20231017	10/17/23	1410	1414	-28.81	-4.17	SV	GS	1L	866	02279	☒	☐	☐	☐	☐	☐	☐	
												☐	☐	☐	☐	☐	☐	☐	
												☐	☐	☐	☐	☐	☐	☐	
												☐	☐	☐	☐	☐	☐	☐	
										Container Type		-	-	-	-	-	-	-	

***SAMPLE MATRIX CODES:**

AA = Ambient Air (Indoor/Outdoor)
SV = Soil Vapor/Landfill Gas/SVE
Other = Please Specify

Relinquished By	Date/Time	Received By:	Date/Time
[signature]	10/19/23	1515 Fedex	
Fedex	10/20/23	09:53 [signature]	10/20/23 0953

Please print clearly & legibly and completely. Samples cannot be logged in and turn around time clock will not start until any ambiguities are resolved. All samples submitted are subject to Alpha's Payment Terms

Form 101-02 (I) Rev: 25-Sept-15

AIR ANALYSIS

PAGE 2 OF 2

CHAIN OF CUSTODY

ALPHA ANALYTICAL

320 Forbes Blvd, Mansfield, MA 02048
TEL: 508-822-9300 FAX: 508-822-3288

Date Rec'd in Lab: 10/20/23

ALPHA Job #: L2362480

Client Information

Client: ERM
Address: 8425 Woodfield Crossing Blvd.
Suite 560-W, Indianapolis, IN 46240
Phone: 317-706-2000
Fax:
Email: aaron.friedrich@erm.com

Project Information

Project Name: Schneider Electric
Project Location: Peru, IN
Project #:
Project Manager:
ALPHA Quote #:

Turn-Around-Time

☒ Standard ☐ Rush (only confirmed if pre-approved)

Date Due: Time:

Report/Data Deliverables Information

☐ FAX ☐ EMAIL
☐ ADEx ☐ Add'l Deliverables

Billing Information

☐ Same as Client info PO #:

Regulatory Requirements/Report Limits

State/Fed	Program	Residential/Commercial

☐ These samples have been Previously analyzed by Alpha

Other Project Specific Requirements/Comments:

☒ Project-Specific Target Compound List

Report to: bill.karban@erm.com, erika.smith@erm.com, caitlin.tillema@erm.com

Analysis

All Columns Below Must Be Filled Out

Alpha Lab Use Only	Sample ID	Collection: End Date	Start Time	End Time	Initial Vac	Final Vac	Sample Matrix*	Sampler Initials	Can Size	ID Can	ID Flow Controller	TO-15	TO-15 SIM	☐ Subtract non-petroleum HCs APH	FIXED GASES	Sulfides & Mercaptans by TO-15			Sample Specific Comments (i.e. PID)
04	UMH-3-20231018	10/18/23	1010	1013	-29.05	-4.20	SV	GS	1L	751	02277	☒	☐	☐	☐	☐	☐	☐	See attached note.
05	UMH-21-20231018	10/18/23	1154	1158	-29.14	-4.30	SV	GS	1L	2512	02035	☒	☐	☐	☐	☐	☐	☐	
06	UMH-22-20231018	10/18/23	1118	1123	-28.40	-4.85	SV	GS	1L	1498	0660	☒	☐	☐	☐	☐	☐	☐	
07	57-2-20231018	10/18/23	1331	1335	-28.92	-4.23	SV	GS	1L	1958	0991	☒	☐	☐	☐	☐	☐	☐	
												☐	☐	☐	☐	☐	☐	☐	
												☐	☐	☐	☐	☐	☐	☐	
											Container Type	-	-	-	-	-	-	-	

***SAMPLE MATRIX CODES:**

AA = Ambient Air (Indoor/Outdoor)
SV = Soil Vapor/Landfill Gas/SVE
Other = Please Specify

Relinquished By	Date/Time	Received By:	Date/Time
[illegible]	1515	Fedex	
Fedex 10/20/23	09:53	[signature] 10/20/23	09:53

Please print clearly & legibly and completely. Samples cannot be logged in and turn around time clock will not start until any ambiguities are resolved. All samples submitted are subject to Alpha's Payment Terms.

Form 101-02 (I) Rev: 25-Sept-15

To Alpha Lab Manager:

For ALL samples, please analyze for the full TO-15 analyte list, but ONLY REPORT the following:

- TCE
- PCE
- Vinyl Chloride
- Cis-1,2-DCE
- Trans-1,2-DCE

Please contact Erika Smith (Erika.smith@erm.com), Jared Foster (Jared.Foster@erm.com) or Bill Karban (Bill.Karban@erm.com) with any questions. THANK YOU!

Signed,



Gavin Smythe

Sampling Team Lead

Serial_No:10312317:48

ANALYTICAL REPORT

Lab Number:	L2362495
Client:	ERM, Inc. 8425 Woodfield Crossing Blvd. Suite 560-West Indianapolis, IN 46240
ATTN:	William Karban
Phone:	() -
Project Name:	SCHNEIDER ELECTRIC
Project Number:	Not Specified
Report Date:	11/01/23

The original project report/data package is held by Alpha Analytical. This report/data package is paginated and should be reproduced only in its entirety. Alpha Analytical holds no responsibility for results and/or data that are not consistent with the original.

Certifications & Approvals: MA (M-MA030), NH NELAP (2062), CT (PH-0825), DoD (L2474), FL (E87814), IL (200081), IN (C-MA-04), KY (KY98046), LA (85084), ME (MA00030), MD (350), MI (99110) , NJ (MA015), NY (11627), NC (685), OH (CL106), OR (MA-0262), PA (68-02089), RI (LAO00299), TX (T104704419), VT (VT-0015), VA (460194), WA (C954), US Army Corps of Engineers, USDA (Permit #525-23-107-88708), USFWS (Permit #206964).

320 Forbes Boulevard, Mansfield, MA 02048-1806
508-822-9300 (Fax) 508-822-3288 800-624-9220 - www.alphalab.com

Project Name: SCHNEIDER ELECTRIC
Project Number: Not Specified

Lab Number: L2362495
Report Date: 11/01/23

Alpha Sample ID	Client ID	Matrix	Sample Location	Collection Date/Time	Receive Date
L2362495-01	71-2-20231018	SOIL_VAPOR	PERU, IN	10/18/23 14:05	10/20/23
L2362495-02	74-2-20231018	SOIL_VAPOR	PERU, IN	10/18/23 14:33	10/20/23
L2362495-03	78-2-N-20231019	SOIL_VAPOR	PERU, IN	10/19/23 10:58	10/20/23
L2362495-04	78-2-S-20231019	SOIL_VAPOR	PERU, IN	10/19/23 10:23	10/20/23
L2362495-05	76-2-20231019	SOIL_VAPOR	PERU, IN	10/19/23 12:02	10/20/23
L2362495-06	UNUSED CAN #2493	SOIL_VAPOR	PERU, IN		10/20/23

Project Name:	SCHNEIDER ELECTRIC	**Lab Number:**	L2362495
Project Number:	Not Specified	**Report Date:**	11/01/23

Case Narrative

The samples were received in accordance with the Chain of Custody and no significant deviations were encountered during the preparation or analysis unless otherwise noted. Sample Receipt, Container Information, and the Chain of Custody are located at the back of the report.

Results contained within this report relate only to the samples submitted under this Alpha Lab Number and meet NELAP requirements for all NELAP accredited parameters unless otherwise noted in the following narrative. The data presented in this report is organized by parameter (i.e. VOC, SVOC, etc.). Sample specific Quality Control data (i.e. Surrogate Spike Recovery) is reported at the end of the target analyte list for each individual sample, followed by the Laboratory Batch Quality Control at the end of each parameter. Tentatively Identified Compounds (TICs), if requested, are reported for compounds identified to be present and are not part of the method/program Target Compound List, even if only a subset of the TCL are being reported. If a sample was re-analyzed or re-extracted due to a required quality control corrective action and if both sets of data are reported, the Laboratory ID of the re-analysis or re-extraction is designated with an "R" or "RE", respectively.

When multiple Batch Quality Control elements are reported (e.g. more than one LCS), the associated samples for each element are noted in the grey shaded header line of each data table. Any Laboratory Batch, Sample Specific % recovery or RPD value that is outside the listed Acceptance Criteria is bolded in the report. In reference to questions H (CAM) or 4 (RCP) when "NO" is checked, the performance criteria for CAM and RCP methods allow for some quality control failures to occur and still be within method compliance. In these instances, the specific failure is not narrated but noted in the associated QC Outlier Summary Report, located directly after the Case Narrative. QC information is also incorporated in the Data Usability Assessment table (Format 11) of our Data Merger tool, where it can be reviewed in conjunction with the sample result, associated regulatory criteria and any associated data usability implications.

Soil/sediments, solids and tissues are reported on a dry weight basis unless otherwise noted. Definitions of all data qualifiers and acronyms used in this report are provided in the Glossary located at the back of the report.

HOLD POLICY - For samples submitted on hold, Alpha's policy is to hold samples (with the exception of Air canisters) free of charge for 21 calendar days from the date the project is completed. After 21 calendar days, we will dispose of all samples submitted including those put on hold unless you have contacted your Alpha Project Manager and made arrangements for Alpha to continue to hold the samples. Air canisters will be disposed after 3 business days from the date the project is completed.

Please contact Project Management at 800-624-9220 with any questions.

Project Name: SCHNEIDER ELECTRIC
Project Number: Not Specified
Lab Number: L2362495
Report Date: 11/01/23

Case Narrative (continued)

Volatile Organics in Air

Canisters were released from the laboratory on September 28 and October 13, 2023. The canister certification results are provided as an addendum.

Volatile Organics in Air

L2362495-01D through -05D: Prior to sample analysis, the canisters were pressurized with UHP Nitrogen due to canister size. The pressurization resulted in a dilution of the samples. The reporting limits have been elevated accordingly.

I, the undersigned, attest under the pains and penalties of perjury that, to the best of my knowledge and belief and based upon my personal inquiry of those responsible for providing the information contained in this analytical report, such information is accurate and complete. This certificate of analysis is not complete unless this page accompanies any and all pages of this report.

Authorized Signature: Jennifer Jerome

Title: Technical Director/Representative Date: 11/01/23

AIR

Project Name: SCHNEIDER ELECTRIC
Project Number: Not Specified

Lab Number: L2362495
Report Date: 11/01/23

SAMPLE RESULTS

Lab ID: L2362495-01 D
Client ID: 71-2-20231018
Sample Location: PERU, IN

Date Collected: 10/18/23 14:05
Date Received: 10/20/23
Field Prep: Not Specified

Sample Depth:
Matrix: Soil_Vapor
Anaytical Method: 48,TO-15
Analytical Date: 10/31/23 05:41
Analyst: RAY

	ppbV			ug/m3				
Parameter	**Results**	**RL**	**MDL**	**Results**	**RL**	**MDL**	**Qualifier**	**Dilution Factor**
Volatile Organics in Air - Mansfield Lab								
Vinyl chloride	ND	0.413	--	ND	1.06	--		2.063
trans-1,2-Dichloroethene	ND	0.413	--	ND	1.64	--		2.063
cis-1,2-Dichloroethene	ND	0.413	--	ND	1.64	--		2.063
Trichloroethene	ND	0.413	--	ND	2.22	--		2.063
Tetrachloroethene	ND	0.413	--	ND	2.80	--		2.063

Internal Standard	**% Recovery**	**Qualifier**	**Acceptance Criteria**
1,4-Difluorobenzene	96		60-140
Bromochloromethane	99		60-140
chlorobenzene-d5	101		60-140

Project Name: SCHNEIDER ELECTRIC
Project Number: Not Specified

Lab Number: L2362495
Report Date: 11/01/23

SAMPLE RESULTS

Lab ID: L2362495-02 D
Client ID: 74-2-20231018
Sample Location: PERU, IN

Date Collected: 10/18/23 14:33
Date Received: 10/20/23
Field Prep: Not Specified

Sample Depth:
Matrix: Soil_Vapor
Anaytical Method: 48,TO-15
Analytical Date: 10/31/23 06:20
Analyst: RAY

	ppbV			ug/m3				
Parameter	**Results**	**RL**	**MDL**	**Results**	**RL**	**MDL**	**Qualifier**	**Dilution Factor**
Volatile Organics in Air - Mansfield Lab								
Vinyl chloride	ND	0.480	--	ND	1.23	--		2.398
trans-1,2-Dichloroethene	1.09	0.480	--	4.32	1.90	--		2.398
cis-1,2-Dichloroethene	ND	0.480	--	ND	1.90	--		2.398
Trichloroethene	8.99	0.480	--	48.3	2.58	--		2.398
Tetrachloroethene	0.926	0.480	--	6.28	3.25	--		2.398

Internal Standard	**% Recovery**	**Qualifier**	**Acceptance Criteria**
1,4-Difluorobenzene	98		60-140
Bromochloromethane	100		60-140
chlorobenzene-d5	102		60-140

Project Name: SCHNEIDER ELECTRIC
Project Number: Not Specified

Lab Number: L2362495
Report Date: 11/01/23

SAMPLE RESULTS

Lab ID: L2362495-03 D
Client ID: 78-2-N-20231019
Sample Location: PERU, IN

Date Collected: 10/19/23 10:58
Date Received: 10/20/23
Field Prep: Not Specified

Sample Depth:
Matrix: Soil_Vapor
Anaytical Method: 48,TO-15
Analytical Date: 10/31/23 07:00
Analyst: RAY

	ppbV			ug/m3				
Parameter	**Results**	**RL**	**MDL**	**Results**	**RL**	**MDL**	**Qualifier**	**Dilution Factor**
Volatile Organics in Air - Mansfield Lab								
Vinyl chloride	ND	0.466	--	ND	1.19	--		2.328
trans-1,2-Dichloroethene	ND	0.466	--	ND	1.85	--		2.328
cis-1,2-Dichloroethene	ND	0.466	--	ND	1.85	--		2.328
Trichloroethene	5.11	0.466	--	27.5	2.50	--		2.328
Tetrachloroethene	ND	0.466	--	ND	3.16	--		2.328

Internal Standard	**% Recovery**	**Qualifier**	**Acceptance Criteria**
1,4-Difluorobenzene	97		60-140
Bromochloromethane	100		60-140
chlorobenzene-d5	102		60-140

Project Name: SCHNEIDER ELECTRIC
Project Number: Not Specified

Lab Number: L2362495
Report Date: 11/01/23

SAMPLE RESULTS

Lab ID: L2362495-04 D
Client ID: 78-2-S-20231019
Sample Location: PERU, IN

Date Collected: 10/19/23 10:23
Date Received: 10/20/23
Field Prep: Not Specified

Sample Depth:
Matrix: Soil_Vapor
Anaytical Method: 48,TO-15
Analytical Date: 10/31/23 07:39
Analyst: RAY

	ppbV			ug/m3				
Parameter	**Results**	**RL**	**MDL**	**Results**	**RL**	**MDL**	**Qualifier**	**Dilution Factor**
Volatile Organics in Air - Mansfield Lab								
Vinyl chloride	ND	0.403	--	ND	1.03	--		2.014
trans-1,2-Dichloroethene	0.497	0.403	--	1.97	1.60	--		2.014
cis-1,2-Dichloroethene	ND	0.403	--	ND	1.60	--		2.014
Trichloroethene	5.55	0.403	--	29.8	2.17	--		2.014
Tetrachloroethene	ND	0.403	--	ND	2.73	--		2.014

Internal Standard	**% Recovery**	**Qualifier**	**Acceptance Criteria**
1,4-Difluorobenzene	97		60-140
Bromochloromethane	99		60-140
chlorobenzene-d5	103		60-140

Project Name: SCHNEIDER ELECTRIC
Project Number: Not Specified

Lab Number: L2362495
Report Date: 11/01/23

SAMPLE RESULTS

Lab ID: L2362495-05 D
Client ID: 76-2-20231019
Sample Location: PERU, IN

Date Collected: 10/19/23 12:02
Date Received: 10/20/23
Field Prep: Not Specified

Sample Depth:
Matrix: Soil_Vapor
Anaytical Method: 48,TO-15
Analytical Date: 11/01/23 00:35
Analyst: RAY

	ppbV			ug/m3				
Parameter	**Results**	**RL**	**MDL**	**Results**	**RL**	**MDL**	**Qualifier**	**Dilution Factor**
Volatile Organics in Air - Mansfield Lab								
Vinyl chloride	ND	0.498	--	ND	1.27	--		2.488
trans-1,2-Dichloroethene	0.908	0.498	--	3.60	1.97	--		2.488
cis-1,2-Dichloroethene	ND	0.498	--	ND	1.97	--		2.488
Trichloroethene	7.67	0.498	--	41.2	2.68	--		2.488
Tetrachloroethene	0.714	0.498	--	4.84	3.38	--		2.488

Internal Standard	**% Recovery**	**Qualifier**	**Acceptance Criteria**
1,4-Difluorobenzene	94		60-140
Bromochloromethane	89		60-140
chlorobenzene-d5	93		60-140

Project Name: SCHNEIDER ELECTRIC
Project Number: Not Specified
Lab Number: L2362495
Report Date: 11/01/23

Method Blank Analysis
Batch Quality Control

Analytical Method: 48,TO-15
Analytical Date: 10/30/23 20:32

Parameter	ppbV Results	ppbV RL	ppbV MDL	ug/m3 Results	ug/m3 RL	ug/m3 MDL	Qualifier	Dilution Factor
Volatile Organics in Air - Mansfield Lab for sample(s): 01-04 Batch: WG1846086-4								
Vinyl chloride	ND	0.200	--	ND	0.511	--		1
trans-1,2-Dichloroethene	ND	0.200	--	ND	0.793	--		1
cis-1,2-Dichloroethene	ND	0.200	--	ND	0.793	--		1
Trichloroethene	ND	0.200	--	ND	1.07	--		1
Tetrachloroethene	ND	0.200	--	ND	1.36	--		1

Project Name: SCHNEIDER ELECTRIC
Project Number: Not Specified
Lab Number: L2362495
Report Date: 11/01/23

Method Blank Analysis
Batch Quality Control

Analytical Method: 48,TO-15
Analytical Date: 10/31/23 18:04

Parameter	ppbV Results	ppbV RL	ppbV MDL	ug/m3 Results	ug/m3 RL	ug/m3 MDL	Qualifier	Dilution Factor
Volatile Organics in Air - Mansfield Lab for sample(s): 05 Batch: WG1846599-4								
Vinyl chloride	ND	0.200	--	ND	0.511	--		1
trans-1,2-Dichloroethene	ND	0.200	--	ND	0.793	--		1
cis-1,2-Dichloroethene	ND	0.200	--	ND	0.793	--		1
Trichloroethene	ND	0.200	--	ND	1.07	--		1
Tetrachloroethene	ND	0.200	--	ND	1.36	--		1

Lab Control Sample Analysis

Batch Quality Control

Project Name: SCHNEIDER ELECTRIC

Project Number: Not Specified

Lab Number: L2362495

Report Date: 11/01/23

Parameter	LCS %Recovery	Qual	LCSD %Recovery	Qual	%Recovery Limits	RPD	Qual	RPD Limits
Volatile Organics in Air - Mansfield Lab Associated sample(s): 01-04 Batch: WG1846086-3								
Vinyl chloride	89		-		70-130	-		
trans-1,2-Dichloroethene	94		-		70-130	-		
cis-1,2-Dichloroethene	101		-		70-130	-		
Trichloroethene	96		-		70-130	-		
Tetrachloroethene	91		-		70-130	-		

Lab Control Sample Analysis

Batch Quality Control

Project Name: SCHNEIDER ELECTRIC

Project Number: Not Specified

Lab Number: L2362495

Report Date: 11/01/23

Parameter	LCS %Recovery	Qual	LCSD %Recovery	Qual	%Recovery Limits	RPD	Qual	RPD Limits
Volatile Organics in Air - Mansfield Lab Associated sample(s): 05 Batch: WG1846599-3								
Vinyl chloride	90		-		70-130	-		
trans-1,2-Dichloroethene	94		-		70-130	-		
cis-1,2-Dichloroethene	101		-		70-130	-		
Trichloroethene	97		-		70-130	-		
Tetrachloroethene	90		-		70-130	-		

Project Name: SCHNEIDER ELECTRIC

Lab Number: L2362495

Project Number:

Report Date: 11/01/23

Canister and Flow Controller Information

Samplenum	Client ID	Media ID	Media Type	Date Prepared	Bottle Order	Cleaning Batch ID	Can Leak Check	Initial Pressure (in. Hg)	Pressure on Receipt (in. Hg)	Flow Controler Leak Chk	Flow Out mL/min	Flow In mL/min	% RPD
L2362495-01	71-2-20231018	01324	SV200	09/28/23	438742		-	-	-	Pass	213	214	0
L2362495-01	71-2-20231018	2536	1.0L Can	09/28/23	438742	L2356168-02	Pass	-29.9	-4.3	-	-	-	-
L2362495-02	74-2-20231018	01957	SV200	09/28/23	438742		-	-	-	Pass	212	215	1
L2362495-02	74-2-20231018	3762	1.0L Can	09/28/23	438742	L2356168-02	Pass	-29.7	-4.8	-	-	-	-
L2362495-03	78-2-N-20231019	0535	SV200	10/13/23	440827		-	-	-	Pass	217	218	0
L2362495-03	78-2-N-20231019	2095	1.0L Can	09/28/23	438742	L2356168-02	Pass	-29.7	-4.5	-	-	-	-
L2362495-04	78-2-S-20231019	02295	SV200	10/13/23	440827		-	-	-	Pass	215	215	0
L2362495-04	78-2-S-20231019	3805	1.0L Can	09/28/23	438742	L2356168-02	Pass	-29.7	-4.7	-	-	-	-
L2362495-05	76-2-20231019	01050	SV200	10/13/23	440827		-	-	-	Pass	212	214	1
L2362495-05	76-2-20231019	3522	1.0L Can	09/28/23	438742	L2356168-02	Pass	-29.7	-4.4	-	-	-	-
L2362495-06	UNUSED CAN #2493	0852	SV200	09/28/23	438742		-	-	-	Pass	204	208	2

Project Name: BATCH CANISTER CERTIFICATION
Project Number: CANISTER QC BAT
Lab Number: L2356168
Report Date: 11/01/23

Air Canister Certification Results

Lab ID: L2356168-02
Client ID: CAN 3785 SHELF 17
Sample Location:

Date Collected: 09/22/23 18:00
Date Received: 09/25/23
Field Prep: Not Specified

Sample Depth:
Matrix: Air
Anaytical Method: 48,TO-15
Analytical Date: 09/25/23 18:34
Analyst: BJB

	ppbV			ug/m3				
Parameter	**Results**	**RL**	**MDL**	**Results**	**RL**	**MDL**	**Qualifier**	**Dilution Factor**
Volatile Organics in Air - Mansfield Lab								
Chlorodifluoromethane	ND	0.200	--	ND	0.707	--		1
Propylene	ND	0.500	--	ND	0.861	--		1
Propane	ND	0.500	--	ND	0.902	--		1
Dichlorodifluoromethane	ND	0.200	--	ND	0.989	--		1
Chloromethane	ND	0.200	--	ND	0.413	--		1
Freon-114	ND	0.200	--	ND	1.40	--		1
Methanol	ND	5.00	--	ND	6.55	--		1
Vinyl chloride	ND	0.200	--	ND	0.511	--		1
1,3-Butadiene	ND	0.200	--	ND	0.442	--		1
Butane	ND	0.200	--	ND	0.475	--		1
Bromomethane	ND	0.200	--	ND	0.777	--		1
Chloroethane	ND	0.200	--	ND	0.528	--		1
Ethanol	ND	5.00	--	ND	9.42	--		1
Dichlorofluoromethane	ND	0.200	--	ND	0.842	--		1
Vinyl bromide	ND	0.200	--	ND	0.874	--		1
Acrolein	ND	0.500	--	ND	1.15	--		1
Acetone	ND	1.00	--	ND	2.38	--		1
Acetonitrile	ND	0.200	--	ND	0.336	--		1
Trichlorofluoromethane	ND	0.200	--	ND	1.12	--		1
Isopropanol	ND	0.500	--	ND	1.23	--		1
Acrylonitrile	ND	0.500	--	ND	1.09	--		1
Pentane	ND	0.200	--	ND	0.590	--		1
Ethyl ether	ND	0.200	--	ND	0.606	--		1
1,1-Dichloroethene	ND	0.200	--	ND	0.793	--		1

Project Name: BATCH CANISTER CERTIFICATION
Project Number: CANISTER QC BAT
Lab Number: L2356168
Report Date: 11/01/23

Air Canister Certification Results

Lab ID: L2356168-02
Client ID: CAN 3785 SHELF 17
Sample Location:

Date Collected: 09/22/23 18:00
Date Received: 09/25/23
Field Prep: Not Specified

Sample Depth:

Parameter	ppbV Results	ppbV RL	ppbV MDL	ug/m3 Results	ug/m3 RL	ug/m3 MDL	Qualifier	Dilution Factor
Volatile Organics in Air - Mansfield Lab								
Tertiary butyl Alcohol	ND	0.500	--	ND	1.52	--		1
Methylene chloride	ND	0.500	--	ND	1.74	--		1
3-Chloropropene	ND	0.200	--	ND	0.626	--		1
Carbon disulfide	ND	0.200	--	ND	0.623	--		1
Freon-113	ND	0.200	--	ND	1.53	--		1
trans-1,2-Dichloroethene	ND	0.200	--	ND	0.793	--		1
1,1-Dichloroethane	ND	0.200	--	ND	0.809	--		1
Methyl tert butyl ether	ND	0.200	--	ND	0.721	--		1
Vinyl acetate	ND	1.00	--	ND	3.52	--		1
Xylenes, total	ND	0.600	--	ND	0.869	--		1
2-Butanone	ND	0.500	--	ND	1.47	--		1
cis-1,2-Dichloroethene	ND	0.200	--	ND	0.793	--		1
Ethyl Acetate	ND	0.500	--	ND	1.80	--		1
Chloroform	ND	0.200	--	ND	0.977	--		1
Tetrahydrofuran	ND	0.500	--	ND	1.47	--		1
2,2-Dichloropropane	ND	0.200	--	ND	0.924	--		1
1,2-Dichloroethane	ND	0.200	--	ND	0.809	--		1
n-Hexane	ND	0.200	--	ND	0.705	--		1
Diisopropyl ether	ND	0.200	--	ND	0.836	--		1
tert-Butyl Ethyl Ether	ND	0.200	--	ND	0.836	--		1
1,2-Dichloroethene (total)	ND	1.00	--	ND	1.00	--		1
1,1,1-Trichloroethane	ND	0.200	--	ND	1.09	--		1
1,1-Dichloropropene	ND	0.200	--	ND	0.908	--		1
Benzene	ND	0.200	--	ND	0.639	--		1
Carbon tetrachloride	ND	0.200	--	ND	1.26	--		1
Cyclohexane	ND	0.200	--	ND	0.688	--		1
tert-Amyl Methyl Ether	ND	0.200	--	ND	0.836	--		1

Project Name: BATCH CANISTER CERTIFICATION
Project Number: CANISTER QC BAT
Lab Number: L2356168
Report Date: 11/01/23

Air Canister Certification Results

Lab ID: L2356168-02
Client ID: CAN 3785 SHELF 17
Sample Location:

Date Collected: 09/22/23 18:00
Date Received: 09/25/23
Field Prep: Not Specified

Sample Depth:

Parameter	ppbV Results	ppbV RL	ppbV MDL	ug/m3 Results	ug/m3 RL	ug/m3 MDL	Qualifier	Dilution Factor
Volatile Organics in Air - Mansfield Lab								
Dibromomethane	ND	0.200	--	ND	1.42	--		1
1,2-Dichloropropane	ND	0.200	--	ND	0.924	--		1
Bromodichloromethane	ND	0.200	--	ND	1.34	--		1
1,4-Dioxane	ND	0.200	--	ND	0.721	--		1
Trichloroethene	ND	0.200	--	ND	1.07	--		1
2,2,4-Trimethylpentane	ND	0.200	--	ND	0.934	--		1
Methyl Methacrylate	ND	0.500	--	ND	2.05	--		1
Heptane	ND	0.200	--	ND	0.820	--		1
cis-1,3-Dichloropropene	ND	0.200	--	ND	0.908	--		1
4-Methyl-2-pentanone	ND	0.500	--	ND	2.05	--		1
trans-1,3-Dichloropropene	ND	0.200	--	ND	0.908	--		1
1,1,2-Trichloroethane	ND	0.200	--	ND	1.09	--		1
Toluene	ND	0.200	--	ND	0.754	--		1
1,3-Dichloropropane	ND	0.200	--	ND	0.924	--		1
2-Hexanone	ND	0.200	--	ND	0.820	--		1
Dibromochloromethane	ND	0.200	--	ND	1.70	--		1
1,2-Dibromoethane	ND	0.200	--	ND	1.54	--		1
Butyl acetate	ND	0.500	--	ND	2.38	--		1
Octane	ND	0.200	--	ND	0.934	--		1
Tetrachloroethene	ND	0.200	--	ND	1.36	--		1
1,1,1,2-Tetrachloroethane	ND	0.200	--	ND	1.37	--		1
Chlorobenzene	ND	0.200	--	ND	0.921	--		1
Ethylbenzene	ND	0.200	--	ND	0.869	--		1
p/m-Xylene	ND	0.400	--	ND	1.74	--		1
Bromoform	ND	0.200	--	ND	2.07	--		1
Styrene	ND	0.200	--	ND	0.852	--		1
1,1,2,2-Tetrachloroethane	ND	0.200	--	ND	1.37	--		1

Project Name: BATCH CANISTER CERTIFICATION
Project Number: CANISTER QC BAT
Lab Number: L2356168
Report Date: 11/01/23

Air Canister Certification Results

Lab ID: L2356168-02
Client ID: CAN 3785 SHELF 17
Sample Location:

Date Collected: 09/22/23 18:00
Date Received: 09/25/23
Field Prep: Not Specified

Sample Depth:

Parameter	ppbV Results	ppbV RL	ppbV MDL	ug/m3 Results	ug/m3 RL	ug/m3 MDL	Qualifier	Dilution Factor
Volatile Organics in Air - Mansfield Lab								
o-Xylene	ND	0.200	--	ND	0.869	--		1
1,2,3-Trichloropropane	ND	0.200	--	ND	1.21	--		1
Nonane	ND	0.200	--	ND	1.05	--		1
Isopropylbenzene	ND	0.200	--	ND	0.983	--		1
Bromobenzene	ND	0.200	--	ND	0.793	--		1
2-Chlorotoluene	ND	0.200	--	ND	1.04	--		1
n-Propylbenzene	ND	0.200	--	ND	0.983	--		1
4-Chlorotoluene	ND	0.200	--	ND	1.04	--		1
4-Ethyltoluene	ND	0.200	--	ND	0.983	--		1
1,3,5-Trimethylbenzene	ND	0.200	--	ND	0.983	--		1
tert-Butylbenzene	ND	0.200	--	ND	1.10	--		1
1,2,4-Trimethylbenzene	ND	0.200	--	ND	0.983	--		1
Decane	ND	0.200	--	ND	1.16	--		1
Benzyl chloride	ND	0.200	--	ND	1.04	--		1
1,3-Dichlorobenzene	ND	0.200	--	ND	1.20	--		1
1,4-Dichlorobenzene	ND	0.200	--	ND	1.20	--		1
sec-Butylbenzene	ND	0.200	--	ND	1.10	--		1
p-Isopropyltoluene	ND	0.200	--	ND	1.10	--		1
1,2-Dichlorobenzene	ND	0.200	--	ND	1.20	--		1
n-Butylbenzene	ND	0.200	--	ND	1.10	--		1
1,2-Dibromo-3-chloropropane	ND	0.200	--	ND	1.93	--		1
Undecane	ND	0.200	--	ND	1.28	--		1
Dodecane	ND	0.200	--	ND	1.39	--		1
1,2,4-Trichlorobenzene	ND	0.200	--	ND	1.48	--		1
Naphthalene	ND	0.200	--	ND	1.05	--		1
1,2,3-Trichlorobenzene	ND	0.200	--	ND	1.48	--		1
Hexachlorobutadiene	ND	0.200	--	ND	2.13	--		1

Project Name: BATCH CANISTER CERTIFICATION
Project Number: CANISTER QC BAT
Lab Number: L2356168
Report Date: 11/01/23

Air Canister Certification Results

Lab ID: L2356168-02
Client ID: CAN 3785 SHELF 17
Sample Location:

Date Collected: 09/22/23 18:00
Date Received: 09/25/23
Field Prep: Not Specified

Sample Depth:

Parameter	ppbV Results	ppbV RL	ppbV MDL	ug/m3 Results	ug/m3 RL	ug/m3 MDL	Qualifier	Dilution Factor
Volatile Organics in Air - Mansfield Lab								

	Results	Qualifier	Units	RDL	Dilution Factor
Tentatively Identified Compounds					

No Tentatively Identified Compounds

Internal Standard	% Recovery	Qualifier	Acceptance Criteria
1,4-Difluorobenzene	96		60-140
Bromochloromethane	98		60-140
chlorobenzene-d5	95		60-140

Project Name: BATCH CANISTER CERTIFICATION
Project Number: CANISTER QC BAT
Lab Number: L2356168
Report Date: 11/01/23

Air Canister Certification Results

Lab ID: L2356168-02
Client ID: CAN 3785 SHELF 17
Sample Location:

Date Collected: 09/22/23 18:00
Date Received: 09/25/23
Field Prep: Not Specified

Sample Depth:
Matrix: Air
Anaytical Method: 48,TO-15-SIM
Analytical Date: 09/25/23 18:34
Analyst: BJB

	ppbV			ug/m3				
Parameter	**Results**	**RL**	**MDL**	**Results**	**RL**	**MDL**	**Qualifier**	**Dilution Factor**
Volatile Organics in Air by SIM - Mansfield Lab								
Dichlorodifluoromethane	ND	0.200	--	ND	0.989	--		1
Chloromethane	ND	0.200	--	ND	0.413	--		1
Freon-114	ND	0.050	--	ND	0.349	--		1
Vinyl chloride	ND	0.020	--	ND	0.051	--		1
1,3-Butadiene	ND	0.020	--	ND	0.044	--		1
Bromomethane	ND	0.020	--	ND	0.078	--		1
Chloroethane	ND	0.100	--	ND	0.264	--		1
Acrolein	ND	0.050	--	ND	0.115	--		1
Acetone	ND	1.00	--	ND	2.38	--		1
Trichlorofluoromethane	ND	0.050	--	ND	0.281	--		1
Acrylonitrile	ND	0.500	--	ND	1.09	--		1
1,1-Dichloroethene	ND	0.020	--	ND	0.079	--		1
Methylene chloride	ND	0.500	--	ND	1.74	--		1
Freon-113	ND	0.050	--	ND	0.383	--		1
trans-1,2-Dichloroethene	ND	0.020	--	ND	0.079	--		1
1,1-Dichloroethane	ND	0.020	--	ND	0.081	--		1
Methyl tert butyl ether	ND	0.200	--	ND	0.721	--		1
2-Butanone	ND	0.500	--	ND	1.47	--		1
cis-1,2-Dichloroethene	ND	0.020	--	ND	0.079	--		1
Chloroform	ND	0.020	--	ND	0.098	--		1
1,2-Dichloroethane	ND	0.020	--	ND	0.081	--		1
1,1,1-Trichloroethane	ND	0.020	--	ND	0.109	--		1
Benzene	ND	0.100	--	ND	0.319	--		1
Carbon tetrachloride	ND	0.020	--	ND	0.126	--		1

Project Name: BATCH CANISTER CERTIFICATION
Project Number: CANISTER QC BAT
Lab Number: L2356168
Report Date: 11/01/23

Air Canister Certification Results

Lab ID: L2356168-02
Client ID: CAN 3785 SHELF 17
Sample Location:

Date Collected: 09/22/23 18:00
Date Received: 09/25/23
Field Prep: Not Specified

Sample Depth:

Parameter	ppbV Results	ppbV RL	ppbV MDL	ug/m3 Results	ug/m3 RL	ug/m3 MDL	Qualifier	Dilution Factor
Volatile Organics in Air by SIM - Mansfield Lab								
1,2-Dichloropropane	ND	0.020	--	ND	0.092	--		1
Bromodichloromethane	ND	0.020	--	ND	0.134	--		1
1,4-Dioxane	ND	0.100	--	ND	0.360	--		1
Trichloroethene	ND	0.020	--	ND	0.107	--		1
cis-1,3-Dichloropropene	ND	0.020	--	ND	0.091	--		1
4-Methyl-2-pentanone	ND	0.500	--	ND	2.05	--		1
trans-1,3-Dichloropropene	ND	0.020	--	ND	0.091	--		1
1,1,2-Trichloroethane	ND	0.020	--	ND	0.109	--		1
Toluene	ND	0.100	--	ND	0.377	--		1
Dibromochloromethane	ND	0.020	--	ND	0.170	--		1
1,2-Dibromoethane	ND	0.020	--	ND	0.154	--		1
Tetrachloroethene	ND	0.020	--	ND	0.136	--		1
1,1,1,2-Tetrachloroethane	ND	0.020	--	ND	0.137	--		1
Chlorobenzene	ND	0.100	--	ND	0.461	--		1
Ethylbenzene	ND	0.020	--	ND	0.087	--		1
p/m-Xylene	ND	0.040	--	ND	0.174	--		1
Bromoform	ND	0.020	--	ND	0.207	--		1
Styrene	ND	0.020	--	ND	0.085	--		1
1,1,2,2-Tetrachloroethane	ND	0.020	--	ND	0.137	--		1
o-Xylene	ND	0.020	--	ND	0.087	--		1
Isopropylbenzene	ND	0.200	--	ND	0.983	--		1
4-Ethyltoluene	ND	0.020	--	ND	0.098	--		1
1,3,5-Trimethybenzene	ND	0.020	--	ND	0.098	--		1
1,2,4-Trimethylbenzene	ND	0.020	--	ND	0.098	--		1
Benzyl chloride	ND	0.100	--	ND	0.518	--		1
1,3-Dichlorobenzene	ND	0.020	--	ND	0.120	--		1
1,4-Dichlorobenzene	ND	0.020	--	ND	0.120	--		1

Project Name: BATCH CANISTER CERTIFICATION **Lab Number:** L2356168

Project Number: CANISTER QC BAT **Report Date:** 11/01/23

Air Canister Certification Results

Lab ID: L2356168-02
Client ID: CAN 3785 SHELF 17
Sample Location:

Date Collected: 09/22/23 18:00
Date Received: 09/25/23
Field Prep: Not Specified

Sample Depth:

Parameter	ppbV Results	ppbV RL	ppbV MDL	ug/m3 Results	ug/m3 RL	ug/m3 MDL	Qualifier	Dilution Factor
Volatile Organics in Air by SIM - Mansfield Lab								
sec-Butylbenzene	ND	0.200	--	ND	1.10	--		1
p-Isopropyltoluene	ND	0.200	--	ND	1.10	--		1
1,2-Dichlorobenzene	ND	0.020	--	ND	0.120	--		1
n-Butylbenzene	ND	0.200	--	ND	1.10	--		1
1,2,4-Trichlorobenzene	ND	0.050	--	ND	0.371	--		1
Naphthalene	ND	0.050	--	ND	0.262	--		1
1,2,3-Trichlorobenzene	ND	0.050	--	ND	0.371	--		1
Hexachlorobutadiene	ND	0.050	--	ND	0.533	--		1

Internal Standard	% Recovery	Qualifier	Acceptance Criteria
1,4-difluorobenzene	99		60-140
bromochloromethane	100		60-140
chlorobenzene-d5	95		60-140

Project Name: SCHNEIDER ELECTRIC
Project Number: Not Specified

Lab Number: L2362495
Report Date: 11/01/23

Sample Receipt and Container Information

Were project specific reporting limits specified? YES

Cooler Information

Cooler	Custody Seal
NA	Present/Intact

Container Information

Container ID	Container Type	Cooler	Initial pH	Final pH	Temp deg C	Pres	Seal	Frozen Date/Time	Analysis(*)
L2362495-01A	Canister - 1 Liter	NA	NA			Y	Absent		TO15-LL(30)
L2362495-02A	Canister - 1 Liter	NA	NA			Y	Absent		TO15-LL(30)
L2362495-03A	Canister - 1 Liter	NA	NA			Y	Absent		TO15-LL(30)
L2362495-04A	Canister - 1 Liter	NA	NA			Y	Absent		TO15-LL(30)
L2362495-05A	Canister - 1 Liter	NA	NA			Y	Absent		TO15-LL(30)
L2362495-06A	Canister - 1 Liter	NA	NA			Y	Absent		CLEAN-FEE()

*Values in parentheses indicate holding time in days

Project Name:	SCHNEIDER ELECTRIC	**Lab Number:**	L2362495
Project Number:	Not Specified	**Report Date:**	11/01/23

GLOSSARY

Acronyms

DL	- Detection Limit: This value represents the level to which target analyte concentrations are reported as estimated values, when those target analyte concentrations are quantified below the limit of quantitation (LOQ). The DL includes any adjustments from dilutions, concentrations or moisture content, where applicable. (DoD report formats only.)
EDL	- Estimated Detection Limit: This value represents the level to which target analyte concentrations are reported as estimated values, when those target analyte concentrations are quantified below the reporting limit (RL). The EDL includes any adjustments from dilutions, concentrations or moisture content, where applicable. The use of EDLs is specific to the analysis of PAHs using Solid-Phase Microextraction (SPME).
EMPC	- Estimated Maximum Possible Concentration: The concentration that results from the signal present at the retention time of an analyte when the ions meet all of the identification criteria except the ion abundance ratio criteria. An EMPC is a worst-case estimate of the concentration.
EPA	- Environmental Protection Agency.
LCS	- Laboratory Control Sample: A sample matrix, free from the analytes of interest, spiked with verified known amounts of analytes or a material containing known and verified amounts of analytes.
LCSD	- Laboratory Control Sample Duplicate: Refer to LCS.
LFB	- Laboratory Fortified Blank: A sample matrix, free from the analytes of interest, spiked with verified known amounts of analytes or a material containing known and verified amounts of analytes.
LOD	- Limit of Detection: This value represents the level to which a target analyte can reliably be detected for a specific analyte in a specific matrix by a specific method. The LOD includes any adjustments from dilutions, concentrations or moisture content, where applicable. (DoD report formats only.)
LOQ	- Limit of Quantitation: The value at which an instrument can accurately measure an analyte at a specific concentration. The LOQ includes any adjustments from dilutions, concentrations or moisture content, where applicable. (DoD report formats only.) Limit of Quantitation: The value at which an instrument can accurately measure an analyte at a specific concentration. The LOQ includes any adjustments from dilutions, concentrations or moisture content, where applicable. (DoD report formats only.)
MDL	- Method Detection Limit: This value represents the level to which target analyte concentrations are reported as estimated values, when those target analyte concentrations are quantified below the reporting limit (RL). The MDL includes any adjustments from dilutions, concentrations or moisture content, where applicable.
MS	- Matrix Spike Sample: A sample prepared by adding a known mass of target analyte to a specified amount of matrix sample for which an independent estimate of target analyte concentration is available. For Method 332.0, the spike recovery is calculated using the native concentration, including estimated values.
MSD	- Matrix Spike Sample Duplicate: Refer to MS.
NA	- Not Applicable.
NC	- Not Calculated: Term is utilized when one or more of the results utilized in the calculation are non-detect at the parameter's reporting unit.
NDPA/DPA	- N-Nitrosodiphenylamine/Diphenylamine.
NI	- Not Ignitable.
NP	- Non-Plastic: Term is utilized for the analysis of Atterberg Limits in soil.
NR	- No Results: Term is utilized when 'No Target Compounds Requested' is reported for the analysis of Volatile or Semivolatile Organic TIC only requests.
RL	- Reporting Limit: The value at which an instrument can accurately measure an analyte at a specific concentration. The RL includes any adjustments from dilutions, concentrations or moisture content, where applicable.
RPD	- Relative Percent Difference: The results from matrix and/or matrix spike duplicates are primarily designed to assess the precision of analytical results in a given matrix and are expressed as relative percent difference (RPD). Values which are less than five times the reporting limit for any individual parameter are evaluated by utilizing the absolute difference between the values; although the RPD value will be provided in the report.
SRM	- Standard Reference Material: A reference sample of a known or certified value that is of the same or similar matrix as the associated field samples.
STLP	- Semi-dynamic Tank Leaching Procedure per EPA Method 1315.
TEF	- Toxic Equivalency Factors: The values assigned to each dioxin and furan to evaluate their toxicity relative to 2,3,7,8-TCDD.
TEQ	- Toxic Equivalent: The measure of a sample's toxicity derived by multiplying each dioxin and furan by its corresponding TEF and then summing the resulting values.
TIC	- Tentatively Identified Compound: A compound that has been identified to be present and is not part of the target compound list (TCL) for the method and/or program. All TICs are qualitatively identified and reported as estimated concentrations.

Report Format: Data Usability Report

Project Name:	SCHNEIDER ELECTRIC	**Lab Number:**	L2362495
Project Number:	Not Specified	**Report Date:**	11/01/23

Footnotes

1 - The reference for this analyte should be considered modified since this analyte is absent from the target analyte list of the original method.

Terms

Analytical Method: Both the document from which the method originates and the analytical reference method. (Example: EPA 8260B is shown as 1,8260B.) The codes for the reference method documents are provided in the References section of the Addendum.

Chlordane: The target compound Chlordane (CAS No. 57-74-9) is reported for GC ECD analyses. Per EPA,this compound "refers to a mixture of chlordane isomers, other chlorinated hydrocarbons and numerous other components." (Reference: USEPA Toxicological Review of Chlordane, In Support of Summary Information on the Integrated Risk Information System (IRIS), December 1997.)

Difference: With respect to Total Oxidizable Precursor (TOP) Assay analysis, the difference is defined as the Post-Treatment value minus the Pre-Treatment value.

Final pH: As it pertains to Sample Receipt & Container Information section of the report, Final pH reflects pH of container determined after adjustment at the laboratory, if applicable. If no adjustment required, value reflects Initial pH.

Frozen Date/Time: With respect to Volatile Organics in soil, Frozen Date/Time reflects the date/time at which associated Reagent Water-preserved vials were initially frozen. Note: If frozen date/time is beyond 48 hours from sample collection, value will be reflected in 'bold'.

Gasoline Range Organics (GRO): Gasoline Range Organics (GRO) results include all chromatographic peaks eluting from Methyl tert butyl ether through Naphthalene, with the exception of GRO analysis in support of State of Ohio programs, which includes all chromatographic peaks eluting from Hexane through Dodecane.

Initial pH: As it pertains to Sample Receipt & Container Information section of the report, Initial pH reflects pH of container determined upon receipt, if applicable.

PAH Total: With respect to Alkylated PAH analyses, the 'PAHs, Total' result is defined as the summation of results for all or a subset of the following compounds: Naphthalene, C1-C4 Naphthalenes, 2-Methylnaphthalene, 1-Methylnaphthalene, Biphenyl, Acenaphthylene, Acenaphthene, Fluorene, C1-C3 Fluorenes, Phenanthrene, C1-C4 Phenanthrenes/Anthracenes, Anthracene, Fluoranthene, Pyrene, C1-C4 Fluoranthenes/Pyrenes, Benz(a)anthracene, Chrysene, C1-C4 Chrysenes, Benzo(b)fluoranthene, Benzo(j)+(k)fluoranthene, Benzo(e)pyrene, Benzo(a)pyrene, Perylene, Indeno(1,2,3-cd)pyrene, Dibenz(ah)+(ac)anthracene, Benzo(g,h,i)perylene. If a 'Total' result is requested, the results of its individual components will also be reported.

PFAS Total: With respect to PFAS analyses, the 'PFAS, Total (5)' result is defined as the summation of results for: PFHpA, PFHxS, PFOA, PFNA and PFOS. In addition, the 'PFAS, Total (6)' result is defined as the summation of results for: PFHpA, PFHxS, PFOA, PFNA, PFDA and PFOS. For MassDEP DW compliance analysis only, the 'PFAS, Total (6)' result is defined as the summation of results at or above the RL. Note: If a 'Total' result is requested, the results of its individual components will also be reported.

Total: With respect to Organic analyses, a 'Total' result is defined as the summation of results for individual isomers or Aroclors. If a 'Total' result is requested, the results of its individual components will also be reported. This is applicable to 'Total' results for methods 8260, 8081 and 8082.

Data Qualifiers

A - Spectra identified as "Aldol Condensates" are byproducts of the extraction/concentration procedures when acetone is introduced in the process.

B - The analyte was detected above the reporting limit in the associated method blank. Flag only applies to associated field samples that have detectable concentrations of the analyte at less than ten times (10x) the concentration found in the blank. For MCP-related projects, flag only applies to associated field samples that have detectable concentrations of the analyte at less than ten times (10x) the concentration found in the blank. For DOD-related projects, flag only applies to associated field samples that have detectable concentrations of the analyte at less than ten times (10x) the concentration found in the blank AND the analyte was detected above one-half the reporting limit (or above the reporting limit for common lab contaminants) in the associated method blank. For NJ-Air-related projects, flag only applies to associated field samples that have detectable concentrations of the analyte above the reporting limit. For NJ-related projects (excluding Air), flag only applies to associated field samples that have detectable concentrations of the analyte, which was detected above the reporting limit in the associated method blank or above five times the reporting limit for common lab contaminants (Phthalates, Acetone, Methylene Chloride, 2-Butanone).

C - Co-elution: The target analyte co-elutes with a known lab standard (i.e. surrogate, internal standards, etc.) for co-extracted analyses.

D - Concentration of analyte was quantified from diluted analysis. Flag only applies to field samples that have detectable concentrations of the analyte.

E - Concentration of analyte exceeds the range of the calibration curve and/or linear range of the instrument.

F - The ratio of quantifier ion response to qualifier ion response falls outside of the laboratory criteria. Results are considered to be an estimated maximum concentration.

G - The concentration may be biased high due to matrix interferences (i.e, co-elution) with non-target compound(s). The result should be considered estimated.

H - The analysis of pH was performed beyond the regulatory-required holding time of 15 minutes from the time of sample collection.

I - The lower value for the two columns has been reported due to obvious interference.

J - Estimated value. This represents an estimated concentration for Tentatively Identified Compounds (TICs).

M - Reporting Limit (RL) exceeds the MCP CAM Reporting Limit for this analyte.

Report Format: Data Usability Report

Project Name:	SCHNEIDER ELECTRIC	**Lab Number:**	L2362495
Project Number:	Not Specified	**Report Date:**	11/01/23

Data Qualifiers

ND - Not detected at the reporting limit (RL) for the sample.

NJ - Presumptive evidence of compound. This represents an estimated concentration for Tentatively Identified Compounds (TICs), where the identification is based on a mass spectral library search.

P - The RPD between the results for the two columns exceeds the method-specified criteria.

Q - The quality control sample exceeds the associated acceptance criteria. For DOD-related projects, LCS and/or Continuing Calibration Standard exceedences are also qualified on all associated sample results. Note: This flag is not applicable for matrix spike recoveries when the sample concentration is greater than 4x the spike added or for batch duplicate RPD when the sample concentrations are less than 5x the RL. (Metals only.)

R - Analytical results are from sample re-analysis.

RE - Analytical results are from sample re-extraction.

S - Analytical results are from modified screening analysis.

V - The surrogate associated with this target analyte has a recovery outside the QC acceptance limits. (Applicable to MassDEP DW Compliance samples only.)

Z - The batch matrix spike and/or duplicate associated with this target analyte has a recovery/RPD outside the QC acceptance limits. (Applicable to MassDEP DW Compliance samples only.)

Report Format: Data Usability Report

REFERENCES

48 Compendium of Methods for the Determination of Toxic Organic Compounds in Ambient Air. Second Edition. EPA/625/R-96/010b, January 1999.

LIMITATION OF LIABILITIES

Alpha Analytical performs services with reasonable care and diligence normal to the analytical testing laboratory industry. In the event of an error, the sole and exclusive responsibility of Alpha Analytical shall be to re-perform the work at it's own expense. In no event shall Alpha Analytical be held liable for any incidental, consequential or special damages, including but not limited to, damages in any way connected with the use of, interpretation of, information or analysis provided by Alpha Analytical.

We strongly urge our clients to comply with EPA protocol regarding sample volume, preservation, cooling, containers, sampling procedures, holding time and splitting of samples in the field.

Certification Information

The following analytes are not included in our Primary NELAP Scope of Accreditation:

Westborough Facility
EPA 624.1: m/p-xylene, o-xylene, Naphthalene
EPA 625.1: alpha-Terpineol
EPA 8260D: NPW: 1,2,4,5-Tetramethylbenzene; 4-Ethyltoluene, Azobenzene; SCM: Iodomethane (methyl iodide), 1,2,4,5-Tetramethylbenzene; 4-Ethyltoluene.
EPA 8270E: NPW: Dimethylnaphthalene,1,4-Diphenylhydrazine, alpha-Terpineol; SCM: Dimethylnaphthalene,1,4-Diphenylhydrazine.
SM4500: NPW: Amenable Cyanide; SCM: Total Phosphorus, TKN, NO2, NO3.

Mansfield Facility
SM 2540D: TSS.
EPA TO-15: Halothane, 2,4,4-Trimethyl-2-pentene, 2,4,4-Trimethyl-1-pentene, Thiophene, 2-Methylthiophene, 3-Methylthiophene, 2-Ethylthiophene, 1,2,3-Trimethylbenzene, Indan, Indene, 1,2,4,5-Tetramethylbenzene, Benzothiophene, 1-Methylnaphthalene.
Biological Tissue Matrix: EPA 3050B

The following analytes are included in our Massachusetts DEP Scope of Accreditation

Westborough Facility:

Drinking Water
EPA 300.0: Chloride, Nitrate-N, Fluoride, Sulfate; **EPA 353.2**: Nitrate-N, Nitrite-N; **SM4500NO3-F**: Nitrate-N, Nitrite-N; **SM4500F-C, SM4500CN-CE, EPA 180.1, SM2130B, SM4500Cl-D, SM2320B, SM2540C, SM4500H-B, SM4500NO2-B**
EPA 524.2: THMs and VOCs; **EPA 504.1:** EDB, DBCP.
Microbiology: **SM9215B; SM9223-P/A, SM9223B-Colilert-QT,SM9222D**.

Non-Potable Water
SM4500H,B, EPA 120.1, SM2510B, SM2540C, SM2320B, SM4500CL-E, SM4500F-BC, SM4500NH3-BH: Ammonia-N and Kjeldahl-N, **EPA 350.1**: Ammonia-N, **LACHAT 10-107-06-1-B**: Ammonia-N, **EPA 351.1, SM4500NO3-F, EPA 353.2**: Nitrate-N**, SM4500P-E, SM4500P-B, E, SM4500SO4-E, SM5220D, EPA 410.4, SM5210B, SM5310C, SM4500CL-D, EPA 1664, EPA 420.1, SM4500-CN-CE, SM2540D, EPA 300: Chloride, Sulfate, Nitrate.**
EPA 624.1: Volatile Halocarbons & Aromatics,
EPA 608.3: Chlordane, Toxaphene, Aldrin, alpha-BHC, beta-BHC, gamma-BHC, delta-BHC, Dieldrin, DDD, DDE, DDT, Endosulfan I, Endosulfan II, Endosulfan sulfate, Endrin, Endrin Aldehyde, Heptachlor, Heptachlor Epoxide, PCBs
EPA 625.1: SVOC (Acid/Base/Neutral Extractables).
Microbiology: **SM9223B-Colilert-QT; Enterolert-QT, SM9221E, EPA 1600, EPA 1603, SM9222D.**

Mansfield Facility:

Drinking Water
EPA 200.7: Al, Ba, Cd, Cr, Cu, Fe, Mn, Ni, Na, Ag, Ca, Zn. **EPA 200.8:** Al, Sb, As, Ba, Be, Cd, Cr, Cu, Pb, Mn, Ni, Se, Ag, TL, Zn. **EPA 245.1** Hg.
EPA 522, EPA 537.1.

Non-Potable Water
EPA 200.7: Al, Sb, As, Be, Cd, Ca, Cr, Co, Cu, Fe, Pb, Mg, Mn, Mo, Ni, K, Se, Ag, Na, Sr, TL, Ti, V, Zn.
EPA 200.8: Al, Sb**,** As, Be, Cd, Cr, Cu, Fe, Pb, Mn, Ni, K, Se, Ag, Na, TL, Zn.
EPA 245.1 Hg.
SM2340B

For a complete listing of analytes and methods, please contact your Alpha Project Manager.

AIR ANALYSIS

CHAIN OF CUSTODY PAGE 1 OF 1

ALPHA ANALYTICAL

320 Forbes Blvd, Mansfield, MA 02048
TEL: 508-822-9300 FAX: 508-822-3288

Date Rec'd in Lab: 10/20/23 **ALPHA Job #:** L2362495

Project Information
Project Name: Schneider Electric
Project Location: Peru, IN
Project #:
Project Manager:
ALPHA Quote #:

Client Information
Client: ERM
Address: 8425 Woodfield Crossing Blvd.
Suite 560-W, Indianapolis, IN 46240
Phone: 317-706-2000
Fax:
Email: aaron.friedrich@erm.com

Turn-Around-Time
☒ Standard ☐ Rush (only confirmed if pre-approved)
Date Due: Time:

☐ These samples have been Previously analyzed by Alpha

Other Project Specific Requirements/Comments:
☒ Project-Specific Target Compound List
Report to: bill.karban@erm.com, erika.smith@erm.com, caitlin.tillema@erm.com

Report/Data Deliverables Information
☐ FAX ☐ EMAIL
☐ ADEx ☐ Add'l Deliverables

Billing Information
☐ Same as Client info PO #:

Regulatory Requirements/Report Limits

State/Fed	Program	Residential/Commercial

Analysis

All Columns Below Must Be Filled Out

Alpha Lab Use Only	Sample ID	Collection: End Date	Start Time	End Time	Initial Vac	Final Vac	Sample Matrix*	Sampler Initials	Can Size	ID Can	ID Flow Controller	TO-15	TO-15 SIM	Subtract non-petroleum HCs: APH	FIXED GASES	Sulfides & Mercaptans by TO-15			Sample Specific Comments (i.e. PID)
L2362495-01	71-2-20231018	10/18/23	1401	1405	-29.04	-4.12	SV	GS	1L	2536	01324	☒	☐	☐	☐	☐	☐	☐	See attached note.
02	74-2-20231018	10/18/23	1429	1433	-28.85	-4.22	SV	GS	1L	3762	01957	☒	☐	☐	☐	☐	☐	☐	
03	78-2-N-20231019	10/19/23	1053	1058	-28.64	-4.22	SV	GS	1L	2015	0535	☒	☐	☐	☐	☐	☐	☐	
04	78-2-S-20231019	10/19/23	1018	1023	-28.66	-4.32	SV	GS	1L	7805	02245	☒	☐	☐	☐	☐	☐	☐	
05	76-2-20231019	10/19/23	1157	1202	-28.92	-4.17	SV	GS	1L	7522	01050	☒	☐	☐	☐	☐	☐	☐	
												☐	☐	☐	☐	☐	☐	☐	
											Container Type	-	-	-	-	-	-	-	

***SAMPLE MATRIX CODES:**
AA = Ambient Air (Indoor/Outdoor)
SV = Soil Vapor/Landfill Gas/SVE
Other = Please Specify

Relinquished By	Date/Time	Received By:	Date/Time
	10/14/23 1515	Fedex	
Fedex	10/20/23 09:53		10/20/23 09:53

Please print clearly & legibly and completely. Samples cannot be logged in and turn around time clock will not start until any ambiguities are resolved. All samples submitted are subject to Alpha's Payment Terms.

Form 101-02 (I) Rev: 25-Sept-15

To Alpha Lab Manager:

For ALL samples, please analyze for the full TO-15 analyte list, but ONLY REPORT the following:

- TCE
- PCE
- Vinyl Chloride
- Cis-1,2-DCE
- Trans-1,2-DCE

Please contact Erika Smith (Erika.smith@erm.com), Jared Foster (Jared.Foster@erm.com) or Bill Karban (Bill.Karban@erm.com) with any questions. THANK YOU!

Signed,



Gavin Smythe

Sampling Team Lead

Serial_No:11012319:22

ERM

1050 SW 6th Avenue
Suite 1650
Portland, OR 97204

Telephone: +1 503 488-5282

www.erm.com

Memo

To	Erika Smith
From	Tyler Lucas
Date	6 November 2023
Reference	0698955
Subject	Data Review of Schneider-Peru Sewer Water and Sewer Air Samples collected in October 2023: Pace Analytical Services Data Packages 50356998; and Alpha Analytical Data Packages L2362480 and L2362495.

The data quality was assessed and any necessary qualifiers were applied following the *USEPA National Functional Guidelines for Organic Superfund Methods Data Review,* November 2020. Field duplicates were assessed using the guidance from the *Environmental Data Review Supplement for Region 1 Data Review Elements and Superfund Specific Guidance/Procedures*, September 2020, consistent with USEPA Region 5 which applies to the Site.

LABORATORY REVISION

Sample data package 50356998 was revised to change the sample IDs for eleven samples to include “SEWW” in each name. The revised sample ID’s include 79-2-SEWW-20231017 (50356998001), 55-2-SEWW-20231017 (50356998002), UMH-1-SEWW-20231017 (50356998003), UMH-3-SEWW-20231018 (50356998004), UMH-21-SEWW-20231018 (50356998005), UMH-22-SEWW-20231018 (50356998006), 74-2-SEWW-20231018 (50356998007), DUP-1-SEWW-20231018 (50356998008), 78-2-(N)-SEWW-20231019 (50356998009), 78-2-(S)-SEWW-20231019 (50356998010), and 76-2-SEWW-20231019 (50356998011).

HOLDING TIME AND PRESERVATION EVALUATION

The samples were prepared and analyzed within the method-prescribed time period from the date of collection. No qualifications were necessary.

CANISTER VACUUM EVALUATION

The laboratory noted no discrepancies with regard to the reported and measured summa canister vacuum pressures. None of the data were qualified based on the canister vacuum pressure evaluation.

BLANK EVALUATION

The method blank and trip blank sample results were non-detected for each of the target analytes. No data were qualified on the basis of the blank evaluation. The blank results indicate that no contaminants were introduced to the samples during processing or analysis in the laboratory or during shipment, handling, and storage.

© Copyright 2023 by ERM Worldwide Group Limited and/or its affiliates (‘ERM’). All Rights Reserved. No part of this work may be reproduced or transmitted in any form or by any means, without prior written permission of ERM.

BLANK SPIKE EVALUATION

The laboratory control sample (LCS) recoveries were within the laboratory's limits of acceptance. The LCS recoveries indicate acceptable laboratory accuracy.

MATRIX SPIKE EVALUATION

The matrix spike (MS)/matrix spike duplicate (MSD) recoveries and RPDs were within the laboratory's limits of acceptance, indicating acceptable laboratory accuracy and precision and minimal matrix interference.

SURROGATE SPIKE EVALUATION

The surrogate recoveries were within acceptable limits. No data was qualified on the bases of surrogate performance.

LABORATORY DUPLICATE EVALUATION

The laboratory prepared one project sample as a laboratory duplicate. The RPDs for detected analytes were within the control limits. The acceptable RPDs indicate acceptable laboratory precision.

FIELD DUPLICATE EVALUATION

One sample was submitted in duplicate, the detected results of the parent and duplicate sample are presented in Table 1. For sample pair "74-2-SEWW-20231018/DUP-1-SEWW-20231018" the associated results were either non-detect or detected below the reporting limit and no precision criteria were applied.

OVERALL ASSESSMENT

No results were rejected or qualified. All of the data can be used for decision-making purposes. The quality of the data generated during this investigation is acceptable for the preparation of technically defensible documents.

Enclosures: Table 1

Table 1
Field Duplicate Evaluation
October 2023 Schneider-Peru Sewer Water and Sewer Air
Schneider Electric
Peru, Indiana

Lab Package	Primary/Duplicate Sample ID	Analyte	Concentration		Report Limit		Difference	Difference Limit	Units	RPD	RPD Limit	ERM Qualifier
			Sample	Duplicate	Sample	Duplicate						
50356998	74-2-SEWW-20231018 DUP-1-SEWW-20231018	Ethylbenzene	ND	0.93	5.0	5.0	--	NA	µg/L	--	NA	--
		Toluene	0.63	0.44	5.0	5.0	--	NA	µg/L	--	NA	--
		Trichloroethene	2.6	2.5	5.0	5.0	--	NA	µg/L	--	NA	--

Lab packages reviewed: 50356998, L2362480, and L236495

Notes:
µg/L = Micrograms per liter
NA = Not applicable
RPD = Relative percent difference