PATRIOT
ENGINEERING AND ENVIRONMENTAL, INC.

FIRST QUARTER 2024 QUARTERLY GROUNDWATER MONITORING REPORT

FORMER HOAGLAND TOMATO CANNERY
1130 EASTVIEW DRIVE
FRANKLIN, INDIANA
IDEM STATE CLEANUP SITE #2013-34567
PATRIOT PROJECT NO. 21-1359-01E

Submitted to:

INDIANA DEPARTMENT OF ENVIRONMENTAL MANAGEMENT
Office of Land Quality, State Cleanup Program
100 N. Senate Ave., IGCN, Room 1101
Indianapolis, IN 46204-2251
Attn: Mr. Tim Johnson

Submitted for:

HURRICANE ROAD INDUSTRIAL DEVELOPMENT
c/o Kroger Gardis & Regas LLP
111 Monument Circle, Suite 900
Indianapolis, Indiana 46204
Attention: Mr. Greg Cafouros

Submitted by:

PATRIOT ENGINEERING AND ENVIRONMENTAL INC.
6150 E. 75th Street
Indianapolis, Indiana 46250

MAY 9, 2024

May 9, 2024

State Cleanup Section
Indiana Department of Environmental Management
100 N. Senate Avenue, IGCN Room 1101
Indianapolis, Indiana 46204-2251
Attention: Mr. Tim Johnson

Re: First Quarter 2024 Quarterly Groundwater Monitoring Report
Former Hoagland Canning Property
1130 Eastview Drive, Franklin, Indiana
IDEM State Cleanup Site #2013-34567
Patriot Project No. 21-1359-01E

Dear Mr. Johnson:

On behalf of Kroger Gardis & Regas, LLP and Hurricane Road Industrial Development, Patriot Engineering & Environmental, Inc. has prepared this report for the First Quarter 2024 (1Q2024) groundwater monitoring event performed at the former Hoagland Tomato Cannery (Hoagland) property located at 1130 Eastview Drive in Franklin, Indiana, and the adjacent Kasting Family Limited Partnership (Kasting) agricultural property. The 1Q2024 sampling event is the ninth post-remediation monitoring event performed at the Hoagland property and the sixth post-remediation sampling event performed at the Kasting property. Per the approved Remediation Work Plan for the Site, groundwater sampling is not performed on the Kasting property during the third quarter of each year to avoid damaging crops. This report documents the groundwater sampling activities and presents our findings.

Please contact Mike Casper at mcasper@patrioteng.com or 317 576-8058 if you have any questions or comments regarding this report or require any additional information.

Sincerely,

Patriot Engineering and Environmental, Inc.

James J. Cody
Project Manager
Environmental Division

Michael F. Casper, LPG
Principal
Chief Environmental Consultant

cc: Greg Cafouros, Kroger Gardis & Regas, LLP

Attachments

TABLE OF CONTENTS

Section **Page**

1.0 INTRODUCTION **1**

2.0 SITE IDENTIFICATION **1**

3.0 BACKGROUND **2**
3.1 PROJECT SITE DESCRIPTION 2
3.2 CONTAMINANTS OF CONCERN 2
3.3 REMEDIATION ACTIVITIES 3

4.0 1Q2024 POST-INJECTION GROUNDWATER MONITORING **3**
4.1 MONITORING WELL SAMPLING 4
4.2 GROUNDWATER FLOW DATA 5
4.3 GROUNDWATER FIELD SCREENING RESULTS 6
4.4 GROUNDWATER ANALYTICAL RESULTS 7
4.4.1 Regulatory Standards 7
4.4.2 HRID Property 7
4.4.3 Kasting Property 8
4.5 EVALUATION OF PRB EFFECTIVENESS 9

5.0 CURRRENT COC PLUME MAPS **14**

6.0 CONCLUSIONS **14**

7.0 MONITORING SCHEDULE **15**

Appendix A: Figures
Figure 1 - Site Location Map
Figure 2 - Site Layout Map
Figure 3 – Shallow Potentiometric Surface Map February 2024
Figure 4 – Deep Potentiometric Surface Map February 2024
Figure 5 – On-Site Shallow Groundwater Analytical Results Map
Figure 6 – On-Site Deep Groundwater Analytical Results Map
Figure 7 – Off-Site Shallow Groundwater Analytical Results Map
Figure 8 – Off-Site Deep Groundwater Analytical Results Map

Appendix B: Tables
Table 1 – Well Construction Summary
Table 2 – Compiled Groundwater Elevation Data
Table 3 – Summary of Field Screening Parameters
Table 4 – 1Q2024 On-Site Groundwater Analytical Results and Post-Injection Trends
Table 5 – 1Q2024 Off-Site Groundwater Analytical Results and Post Injection Trends
Table 6 – Comprehensive Groundwater Analytical Results

Appendix C: 1Q2024 Low Flow Sampling Logs

Appendix D: 1Q2024 Laboratory Analytical Reports

FIRST QUARTER 2024 QUARTERLY GROUNDWATER MONITORING REPORT

FORMER HOAGLAND TOMATO CANNERY
1130 EASTVIEW DRIVE
FRANKLIN, INDIANA
IDEM STATE CLEANUP SITE #2013-34567
PATRIOT PROJECT NO. 21-1359-01E

1.0 INTRODUCTION

On behalf of Kroger Gardis & Regas LLP and Hurricane Road Industrial Development (HRID), Patriot Engineering and Environmental, Inc. (Patriot) is pleased to submit this First Quarter 2024 (1Q2024) Quarterly Groundwater Monitoring Report for the former Hoagland Tomato Cannery (Hoagland) property located at 1130 Eastview Drive in Franklin, Indiana ("HRID Property") and the adjacent Kasting Family Limited Partnership ("Kasting") agricultural property ("Kasting Property") collectively referred to as "the Site". The groundwater monitoring work was performed in accordance with Patriot's Indiana Department of Environmental Management (IDEM)-approved *Remediation Work Plan* (RWP) (June 18, 2021, Virtual File Cabinet [VFC] document #83172153), IDEM's *Hoagland Tomato Factory Further Site Investigation 4, Remediation Work Plan Review* letter (August 5, 2021, VFC document #83204214), Patriot's *Off-Site Investigation Report and Remediation Work Plan Addendum* (RWP Addendum) (January 27, 2022, VFC document #83272753), and IDEM's *Off-Site Investigation Report and Remedial Work Plan Addendum* comment letter (February 16, 2022, VFC document #83285859) for the Site. This report documents the groundwater sampling activities and presents our findings and conclusions for the Site.

The 1Q2024 event is the ninth post-remediation monitoring event performed at the HRID Property and the sixth post-remediation monitoring event performed at the adjacent Kasting Property. Per the approved RWP for the Site, groundwater sampling is not performed on the Kasting property during the third quarter of each year to avoid damaging crops.

2.0 SITE IDENTIFICATION

The HRID Property is located at 1130 Eastview Drive on the northeast side of Franklin, Johnson County, Indiana and the Kasting Property adjoins the HRID Property to the east.

The Site location is shown on the Site Location Map included as Figure 1 in Appendix A. The layout of the Site is depicted on Figure 2 in Appendix A.

3.0 BACKGROUND

3.1 Project Site Description

The HRID Property is a portion of the former Hoagland property, a former tomato canning operation that was subsequently divided into two properties. HRID owns the eastern portion of the former Hoagland property at 1130 Eastview Drive. HRID leases the buildings on the property to various commercial tenants. The HRID Property includes six buildings, including two along the west portion of the northern property boundary, two in the south-central part of the site, and one unoccupied structure and one storage building in the central part of the site. The area around the buildings is concrete paved and most of the remainder of the western portion of the Site is grass and/or gravel covered. A large, wooded area comprises the northeastern part of the Site.

The Kasting Property is an agricultural field with Hurricane Creek running along the eastern side of the property.

3.2 Contaminants of Concern

No significant quantities of hazardous materials have been used or stored at the Site by HRID or Kasting and no records were available detailing the use of hazardous materials by previous owners of the Site. It is not known whether the soil and groundwater impacts discovered at the Site are the results of historic commercial/industrial activities at the HRID Property, or unknown and illegal dumping of waste materials on the HRID Property or properties to the west of the Site.

The Site has been the subject of environmental investigation activities from 2013 through 2021. The previous investigations performed at the Site have revealed the presence of chlorinated volatile organic compounds (cVOCs) in both soil and groundwater. The specific chemicals of concern (COCs) at the Site include tetrachloroethene (PCE), trichloroethene (TCE), cis-1,2-dichloroethene (cDCE), trans-1,2-dichloroethene (tDCE), and vinyl chloride (VC).

Shallow and deep-zone groundwater PCE impacts are limited to the western part of the HRID Property; however, shallow-zone TCE impacts extend to the east approximately 500 feet onto the Kasting Property. In addition, deep and intermediate-zone TCE and cDCE impacts extend off the HRID Property to the east-northeast approximately 1,700 feet onto the Kasting Property, with the direction of COC migration believed to be historically controlled by a former municipal water supply well field located on the northeast portion of the Kasting Property and the topography of the clay confining layer beneath the Kasting Property.

3.3 Remediation Activities

Groundwater remediation activities were performed on the HRID Property between September 14 and November 17, 2021. The on-site remediation included the injection of S-MicroZVI™ zero-valent iron, 3D MicroEmulsion (3DMe), and BioDechlor INNOCULUM Plus (BDI Plus) enhanced reductive dechlorination (ERD) products in a series of five permeable reactive barriers (PRBs) and the injection of PlumeStop® Liquid Activated Carbon™ (PlumeStop) and S-MicroZVI™ zero-valent iron in a PRB along the northeastern and eastern property boundaries. All the injected products are manufactured by Regenesis Bioremediation Products, Inc. (Regenesis).

Groundwater remediation activities were performed on the Kasting Property between February 22 and April 26, 2022 and involved the injection of S-MicroZVI™ zero-valent iron, 3DMe, BDI Plus ERD products in a series of six PRBs.

4.0 1Q2024 POST-INJECTION GROUNDWATER MONITORING

The 1Q2024 groundwater monitoring was the ninth post-injection quarterly groundwater monitoring event following completion of the remediation at the HRID Property, and the sixth post-injection quarterly groundwater monitoring event following completion of remediation on the Kasting Property. In accordance with the RWP and IDEM's August 5, 2021 *Further Site Investigation 4, Remediation Work Plan Review* letter, the quarterly sampling events for the HRID Property remediation include the following 29 monitoring wells:

- MW-11, 12, 12D, 14, 14D, 15, 15D, 22, 22D, 23, 24, 26, 29, 29D, 30, 32, 33, 33D, 36, 37, 39, 40, 41, 41D, 42, 42D, 43, 43D, and 46i.

Future semi-annual and annual sampling events for the HRID Property will include the following monitoring wells, as appropriate:

- Semi-annual wells: MW-25, MW-31, and MW-40D (32 wells total).

- Annual wells: MW-10, 11D, 13, 16, 17, 20, 21, 27, 28, 34, 34D, 35, 35D, 36D, 37D, 38, 38D, 39D, 44, 44D, 45, 45D, 46, 46D, 47, 47i, 47D, 48, 48D, 49, and 49D (63 wells total). Annual monitoring wells MW-18 and MW-19, which were installed across Eastview Drive south of the Site, were supposed to be sampled during the annual monitoring events but were destroyed during road construction work; however, these wells did not historically contain COCs.

The post-injection quarterly groundwater monitoring events for the Kasting Property include the following 24 monitoring wells:

- MW-53S, 53D, 54S, 54D, 55S, 55D, 56S, 56D, 57S, 57D, 58S, 58D, 59D, 60S, 60i, 60D, 61i, 61D, 62i, 62D, 63i, 63D, 64i, and 64D.

4.1 Monitoring Well Sampling

Patriot mobilized to the Site on February 29 through March 5, 2024, to collect groundwater samples from the quarterly monitoring wells network. The well construction details are provided in Table 1 in Appendix B**.** Prior to sampling, the water levels in the monitoring wells were gauged using an electronic water level meter. The depth to groundwater and total well depth from the surveyed top-of-casing was measured to the nearest 0.01 foot at each well. The water level probe and tape were decontaminated with a non-phosphate detergent wash and distilled water rinses after use at each well to prevent cross contamination. The depth to groundwater measurements were recorded in a field log and used to calculate groundwater elevations to evaluate groundwater flow conditions at the Site.

Groundwater sampling was conducted using low flow procedures in accordance with the low-flow sampling method outlined in the IDEM Micro-Purge Sampling Option Technical Guidance Document (June 3, 1998, revised November 3, 2009). Low flow sampling causes minimal drawdown of the water level within the well thus limiting the volatilization

of VOCs or the introduction of sediment into the sample. To conduct the low flow sampling, Patriot placed a small diameter, submersible pump into the well fitted with dedicated tubing that reached above the ground surface. The well was pumped at a rate ranging between 50 to 200 milliliters per minute (ml/min), and the static water level within the well was monitored to ensure that drawdown was limited to 0.1 meter or less.

The groundwater removed from the well was pumped through a flow-through cell equipped with a water quality meter that measured water temperature, pH, specific conductivity, oxidation-reduction potential (ORP), turbidity and dissolved oxygen (DO). Stabilization of these water quality parameters (e.g., consecutive readings within 10 percent of the previous reading) indicate that the water being withdrawn from the well was representative of the actual groundwater conditions and the groundwater sample can be collected. The groundwater samples were collected by disconnecting the discharge tubing from the flow-through cell and filling 40 milliliter (ml) glass vials with Teflon-lined septa directly from the discharge tubing. The groundwater sampling activities including the field measurements specified above were recorded and documented on field sampling forms that are included in Appendix C. Due to equipment malfunction, no field sampling form was available for monitoring well MW-33D for the 1Q2024 event.

The sample containers were labeled, placed on ice in a cooler, and delivered to Pace Analytical Services LLC (Pace) using chain of custody controls. The samples were analyzed for VOCs using U.S. EPA SW-846 Method 8260. The sampling purge water was placed in sealed 55-gallon drums and stored on-site pending characterization and disposal.

Quality Assurance/Quality Control (QA/QC) procedures included the collection and analysis of duplicate groundwater samples from monitoring wells MW-22D (DUP1), MW-37 (DUP2), and MW-57D (DUP3), matrix spike/matrix spike duplicate (MS/MSD) samples from monitoring wells MW-14, MW-23 and MW-53-S, and one trip blank per cooler of samples delivered to the laboratory. The QA/QC samples were also analyzed for VOCs using U.S. EPA SW-846 Method 8260.

4.2 Groundwater Flow Data

Groundwater elevation data from the 1Q2024 groundwater sampling event and from previous groundwater sampling events are provided in Table 2 in Appendix B. The

shallow and deep groundwater elevations and resulting groundwater elevation contours from the 1Q2024 gauging were plotted on groundwater potentiometric surface maps. The shallow and deep potentiometric surface maps are provided as Figures 3 and 4, respectively, in Appendix A.

The shallow groundwater flow direction on the HRID Property is generally southerly on the northwestern and north-central portions of the property changing to southeasterly on the southern half of the property and onto the Kasting property. The shallow groundwater flow direction on the Kasting Property is generally southeasterly. The deep groundwater flow direction is similar to the shallow groundwater flow direction on both the HRID Property and Kasting Property. Evaluation of the shallow and corresponding deeper groundwater elevation data indicates that there is no significant upward or downward gradient between the upper and lower portions of the unconfined aquifer.

4.3 Groundwater Field Screening Results

As described above, the groundwater samples were monitored in the field for various physical parameters. Decreases in ORP and DO between the pre-injection samples and the post-injection samples are indicative of increasingly anaerobic groundwater conditions, which are necessary for effective reductive dechlorination. The target value for ORP is <0.0 millivolts (mV) and the target value for DO is <1.0 milligram per liter (mg/L). The pH, ORP, and DO measurements from the pre-injection sampling event and the post-injection sampling events for the quarterly monitoring wells are shown on Table 3 in Appendix B.

Of the 29 HRID Property quarterly monitoring wells sampled in the 1Q2024, ORP was less than 0.0 mV in samples from 20 wells (as compared to 7 wells in the 4Q2023) and DO was less than 1.0 mg/L in samples from 24 wells (as compared to 25 wells in the 4Q2023) . Of the 24 Kasting Property quarterly monitoring wells sampled in the 1Q2024, ORP was less than 0.0 mv in samples from 20 wells (as compared to 9 wells in the 4Q2023) and DO was less than 1.0 mg/L in samples from 19 wells (as compared to 16 wells in the 4Q2023).

The ORP and DO concentrations in the majority of the monitoring wells, and the increase in the number of wells where ORP and/or DO met their target values as compared to the 4Q2023, indicate that the remedial injections are effectively altering the groundwater

conditions at the HRID Property and at the Kasting Property to support reductive dechlorination.

4.4 Groundwater Analytical Results

4.4.1 Regulatory Standards

The 1Q2024 VOC analytical results were compared to the IDEM Remediation Guide (RCG) Residential Tap Water Screening Levels (TWSLs) and the RCG Residential and Commercial/Industrial Vapor Intrusion from Groundwater Screening Levels (VIGWSLs), where established.

4.4.2 HRID Property

The groundwater analytical results from the nine post-injection sampling events and the corresponding RCG Screening Levels for the HRID Property are summarized on Table 4 in Appendix B. A copy of the laboratory groundwater analytical report is included in Appendix D. Table 4 also contains the corresponding analytical results from the two most recent sampling events prior to the groundwater remediation injections so that post-injection increasing or decreasing trends can be observed. The shallow and intermediate/deep groundwater analytical results from the 1Q2024 investigation and the most recent pre-injection laboratory data are depicted on Figures 5 and 6, respectively, in Appendix A.

PCE was detected in samples from ten of the 1Q2024 wells as compared to samples from 15 of the pre-injection wells. Analysis of the samples from the 1Q2024 monitoring event revealed decreased PCE concentrations from pre-injection levels in samples from eight wells with five wells reduced to non-detectable, no increased PCE concentrations, and no significant PCE concentration changes in samples from seven of the wells.

TCE was detected in samples from 16 of the 1Q2024 wells as compared to samples from 25 of the pre-injection wells. TCE concentrations decreased from pre-injection levels in samples from 16 wells with samples from nine wells reduced to non-detectable, increased in samples from one well, and had no significant change in samples from eight wells.

cDCE was detected in samples from 15 of the 1Q2024 wells as compared to samples from 10 of the pre-injection wells. cDCE concentrations decreased from pre-injection

levels in samples from two of the wells with samples from one well reduced to non-detectable, increased in samples from 12 of the wells, and no had no significant change in samples from two wells.

tDCE was detected in samples from two of the 1Q2024 wells and three of the pre-injection wells.

VC was detected in samples from 13 of the 1Q2024 wells as compared to samples from two of the pre-injection wells, with all 13 wells showing increasing VC concentrations.

4.4.3 Kasting Property

The groundwater analytical results from the post-injection sampling events and the corresponding RCG Screening Levels for the Kasting Property are summarized on Table 5 in Appendix B. A copy of the laboratory groundwater analytical report is included in Appendix D. Table 5 also contains the corresponding analytical results from the two most recent sampling events prior to the groundwater remediation injections so that post-injection increasing or decreasing trends can be observed. The shallow and intermediate/deep groundwater analytical results from the 1Q2024 investigation, along with the most recent pre-injection sampling results, are depicted on Figures 7 and 8, respectively, in Appendix A. The compiled groundwater analytical data for all investigations conducted at the Site by Patriot are summarized in Table 6 in Appendix B.

PCE was not detected in samples from any wells during the 1Q2024 sampling event or in any of the previous sampling events.

TCE was detected in samples from four of the 1Q2024 wells as compared to samples from 15 of the pre-injection wells. TCE concentrations decreased from pre-injection levels in samples from 12 wells with samples from 11 wells reduced to non-detectable. MW-54S, the one well that showed a reduction in TCE concentrations but has not yet been reduced to non-detectable, has shown a TCE reduction from 73.7 µg/L to 14.4 µg/L and is slightly above the RCG Residential VIGWSL. TCE concentrations have increased slightly in samples from monitoring well MW-55S and show no significant change in samples from monitoring well MW-57S. TCE concentrations in groundwater samples from monitoring well MW-64i reduced from 101 µg/L in the fourth quarter 2022 to 54.1

µg/L in 1Q2024. MW-64i was installed after the remediation activities at the Site so there are no pre-remediation samples for comparison.

cDCE was detected in samples from 14 of the 1Q2024 wells as compared to samples from 16 of the pre-injection wells. cDCE concentrations decreased from pre-injection levels in samples from nine of the wells with four wells decreasing to non-detectable. cDCE increased in samples from six wells and had no significant change in samples from two wells. cDCE concentrations in groundwater samples from monitoring well MW-64i reduced from 745 µg/L in the fourth quarter 2022 to 690 µg/L in 1Q2024. MW-64i was installed after the remediation activities at the Site so there are no pre-remediation samples for comparison.

tDCE was detected in samples from six of the 1Q2024 wells and nine of the pre-injection wells. tDCE concentrations decreased from pre-injection levels in samples from seven of the wells with four wells decreasing to non-detectable. tDCE increased in samples from two wells.

VC was detected in samples from 14 of the 1Q2024 wells as compared to samples from two of the pre-injection wells. VC increased from a pre-injection concentration of 2.3 µg/L to 79.2 µg/L in monitoring well MW-54D and from 3.1 µg/L to 140 µg/L in monitoring well MW-62D.

4.5 Evaluation of PRB Effectiveness

The overall reduction in PCE and TCE concentrations and the increase in cDCE and VC concentrations indicate that reductive dechlorination of PCE and TCE to daughter products is occurring. A summary of the 1Q2024 COC concentration trends by PRB is provided below with the 1Q2024 data compared to pre-injection levels unless otherwise noted.

PlumeStop PRB

MW-12 – No significant TCE concentration change, increase in VC, no PCE or cDCE
MW-12D – No COCs detected in pre- or post-injection samples
MW-14 – No COCs detected in pre- or post-injection samples
MW-14D – TCE decreased from pre-injection levels but slightly rebounded over the past two quarterly events, cDCE and VC increased, no PCE
MW-15 – TCE slightly increased, no PCE, cDCE, or VC

MW-15D – cDCE significantly decreased and is below RCG TWSL, tDCE reduced to non-detectable, no PCE, TCE or VC,
MW-43 – No COCs detected in pre- or post-injection samples
MW-43D – TCE and cDCE reduced to non-detectable, no PCE or VC

Monitoring well MW-12 is located on the upgradient end of the Plume Stop PRB and is not being affected by the PRB. Patriot will conduct further evaluation to determine why there have been no significant TCE reductions at MW-14D and MW-15.

HRID Property

PRB 1

MW-24 – PCE continues to decrease and TCE has been reduced to non-detectable, cDCE and VC increased over pre-injection levels and but were not detected in 1Q2024
MW-36 - PCE and TCE increased from pre-injection levels but have been trending downward, no cDCE or VC
MW-37 –PCE and TCE increased in post-injection samples but have since trended downward to pre-injection concentrations, no cDCE or VC

It appears that MW-37 is not being effectively treated by PRB-1, likely due to its location on the upgradient edge of the PRB and groundwater flow direction. PRB-1 appears to be reducing the COC concentrations at MW-24 and MW-36.

PRB 2

MW-11 – PCE and TCE decreased to non-detectable, cDCE increased over pre-injection concentrations and has since decreased, VC is present at low concentration
MW-23 – PCE and TCE reduced to non-detectable, cDCE and VC increased over pre-injection concentrations and have reduced to non-detectable
MW-30 – PCE and TCE reduced to non-detectable, cDCE and VC are decreasing after initial post-injection increases
MW-31D (semi-annual well) – PCE reduced to non-detectable, low cDCE concentration first detected in fourth quarter 2022

PRB 2 appears to have effectively reduced PCE and TCE concentrations to non-detectable and cDCE and VC concentrations are decreasing after expected initial increases during breakdown of PCE and TCE.

PRB 3

MW-26 – PCE and TCE reduced from pre-injection levels but have been stable for the three quarters, no cDCE, and VC reduced to non-detectable after significant post-injection increase

MW-32 (deep well) – PCE trending downward and approaching the RCG TWSL, TCE and cDCE decreased to non-detectable in 1Q2024, no VC

MW-39 – No significant changes in PCE concentrations, TCE trending downward and is below the RCG Commercial VIGWSL, VC decreased to non-detectable in 1Q2024, no cDCE

It appears that PRB 3 is slightly reducing the PCE and TCE concentrations in the shallow monitoring wells and has significantly reduced PCE and TCE in the deeper well.

PRB 4

MW-22 – PCE reduced to non-detectable, TCE decreasing but with a slight rebound in 1Q2024, cDCE and VC increased but trending slightly downward over the past several quarters

MW-22D – No significant PCE or TCE concentration changes, cDCE and VC trending downward after post-injection increases

MW-33 – No significant PCE concentration changes, TCE trending slightly downward and is below the RCG Residential VIGWSL in 1Q2024, cDCE and VC increased over pre-injection levels with cDCE trending downward and VC reduced to non-detectable

MW-33D – No significant PCE and TCE concentration changes, cDCE concentrations remain low, no VC

PRB 4 is effectively reducing PCE and TCE concentrations in shallow well MW-22 and although the PCE and TCE concentrations have not decreased in deep well MW-22D, the presence of post-injection cDCE and VC indicate that reductive dechlorination is occurring. PRB 4 does not appear to have had a significant impact on COC concentrations at MW 33 and MW-33D, but this is likely due their location near the

northern end of PRB 4 and the southerly direction of groundwater flow in this area, parallel to PRB 4.

PRB 5

MW-29 – PCE and TCE reduced to non-detectable, cDCE and VC stable
MW-29D – No significant change in PCE and TCE concentrations, cDCE and VC stable
MW-40 – TCE stable to slowly decreasing, cDCE and tDCE increasing, VC stable, no PCE
MW-41 – TCE slowly decreasing, cDCE and VC increased and stable, no PCE
MW-41D – TCE reduced to non-detectable, cDCE and VC increasing, no PCE
MW-42 – No significant changes in TCE concentrations, no PCE, cDCE or VC
MW-42D – TCE, cDCE and tDCE stable, VC slightly increasing over past four quarters, no PCE

PRB 5 appears to be effectively reducing PCE and/or TCE concentrations at MW-29, MW-41, and MW-41D, and increasing or stable cDCE and/or VC concentrations at MW-29D, MW-40, and MW-42D indicate that reductive dechlorination is occurring. MW-42 is located greater than 150 feet east of PRB 5 and it does not appear that conditions conducive to reductive dechlorination have been established in shallow groundwater at that location, however ORP and DO decreased significantly in 1Q2024.

Kasting Property

PRB 6 and PRB 9

MW-55S - TCE increased, no cDCE or VC
MW-55D – TCE reduced to non-detectable, cDCE reduced significantly, VC decreasing after significant post-injection decrease
MW-57S – TCE stable, no PCE, cDCE, or VC
MW-57D – TCE decreased to non-detectable, cDCE, tDCE and VC increasing
MW-58S – TCE and tDCE reduced to non-detectable, no VC
MW-58D – No TCE, cDCE and VC decreasing after significant post-injection increases with cDCE reduced to non-detectable

PRB 6 and PRB-9 are effectively reducing TCE concentrations at monitoring wells MW-55D, MW-57D, and MW-58S and the presence of cDCE and VC indicate that conditions conducive to further reductive dechlorination have been established. TCE concentrations

have not been reduced at monitoring well MW-55S likely due to its location on the far end of PRB 6, or at monitoring well MW-57S which is located slightly upgradient of PRB 6 and PRB-9.

PRB 7

MW-54S – TCE decreased significantly after remediation but has remained stable thereafter, no cDCE or VC

MW-54D – TCE reduced to non-detectable, cDCE, tDCE, and VC increasing to stable

PRB 7 is effectively reducing TCE concentrations and the presence of cDCE, tDCE and VC indicate that conditions conducive to reductive dechlorination have been established and COC degradation should continue.

PRB 8

MW-53S – TCE reduced to nondetectable, no cDCE or VC

MW-53D – TCE reduced to nondetectable, cDCE and tDCE decreasing, VC increasing over past two quarters

MW-56S - No COCs detected in pre- or post-injection samples

MW-56D – TCE reduced to non-detectable, cDCE significantly decreased, VC first detected in 1Q2024

PRB 8 has reduced TCE concentrations to non-detectable and the presence of cDE and VC indicate that conditions conducive to reductive dechlorination have been established and COC degradation should continue.

PRB-10

MW-60S – No TCE in pre- or post-injection samples, cDCE reduced to non-detectable

MW-60i – TCE reduced to non-detectable, cDCE and VC increased

MW-60D – TCE reduced to non-detectable, cDCE and tDCE decreased, VC increased

MW-62i – TCE reduced to non-detectable, cDCE and VC increased, tDCE decreased

PMW-62D – No TCE in pre- or post-injection samples, cDCE and tDCE reduced to non-detectable, VC significantly increased.

PRB-10 has reduced TCE concentrations to non-detectable and the presence of cDCE, tDCE, and/or VC indicate that conditions conducive to reductive dechlorination have been established and COC degradation should continue.

PRB-11

MW-46 - No COCs detected in pre- or post-injection samples
MW-46i – TCE reduced to non-detectable, cDCE and VC decreasing slightly after post-injection increase
MW-46D – cDCE reduced to non-detectable, no TCE or VC

PRB-11 has reduced TCE and cDCE concentrations to non-detectable and the increased cDCE and VC concentrations in MW-46i indicate that conditions conducive to reductive dechlorination have been established and COC degradation should continue.

5.0 CURRRENT COC PLUME MAPS

Shallow and deep groundwater COC plume maps for the HRID Property and Kasting Property will be included in the reports for the semi-annual groundwater monitoring event (second quarter) and annual groundwater monitoring event (fourth quarter) when additional monitoring wells will be sampled.

6.0 CONCLUSIONS

Based on the findings of the 1Q2024 groundwater monitoring event, the following conclusions are drawn:

The PRBs on the HRID Property and Kasting Property are effectively reducing the PCE and/or TCE concentrations in the monitoring wells located hydraulicly downgradient from the PRBs but have not had a significant affect on the PCE and/or TCE concentrations in several of the deep wells and/or in wells that are located cross-gradient or further downgradient from the PRBs. However, the increase in the number of wells where ORP and/or DO have met their target values during the 1Q2024 indicates that conditions amenable to reductive dechlorination are becoming established in the deeper groundwater and in locations further downgradient from the PRBs.

In general, it appears that reductive dechlorination is occurring to a greater degree on the southern portion of the HRID Property and lessens in a northward direction. The direction of groundwater flow is southerly on the northern portion of the HRID Property switching to easterly along the central and southern portions of the property. The southerly flow on

the northern portion of the HRID property is not directly perpendicular to the PRBs and appears to be slowing the establishment of groundwater conditions that are most supportive of reductive dechlorination, especially at monitoring well MW-37. It appears that reductive dechlorination is effectively occurring on the Kasting Property and no detectable concentrations of TCE remain in the majority of the monitoring wells on the property.

There is mixed evidence as to whether the PlumeStop PRB is reducing the TCE concentrations at the downgradient boundary of the HRID Property in shallow and deep groundwater. Shallow wells MW-12 and MW-15 had a reduction in TCE concentrations during the first quarter 2022 sampling event, but the TCE concentrations rebounded in both wells in second quarter 2022 and have been stable since. However, VC was first detected in MW-12 during the past two quarterly monitoring events. Deep well MW-14D had a reduction in TCE concentrations during the first quarter 2022 sampling event but the TCE concentrations did not further reduce during subsequent events and have increased slightly over the last three monitoring events. cDCE and VC concentrations have generally increased over the last three monitoring events. TCE was reduced to non-detectable in deep well MW-43D, but the initial TCE concentration was low. Future groundwater monitoring will document whether COC reduction is occurring at these locations.

7.0 MONITORING SCHEDULE

The second quarter 2024 (2Q2024) monitoring event will be performed in April and May 2024. The 2Q2024 monitoring will also be the semi-annual monitoring event for the Site. The results of the 2Q2024 sampling event will be submitted to IDEM in a quarterly monitoring report.

APPENDIX A

FIGURES

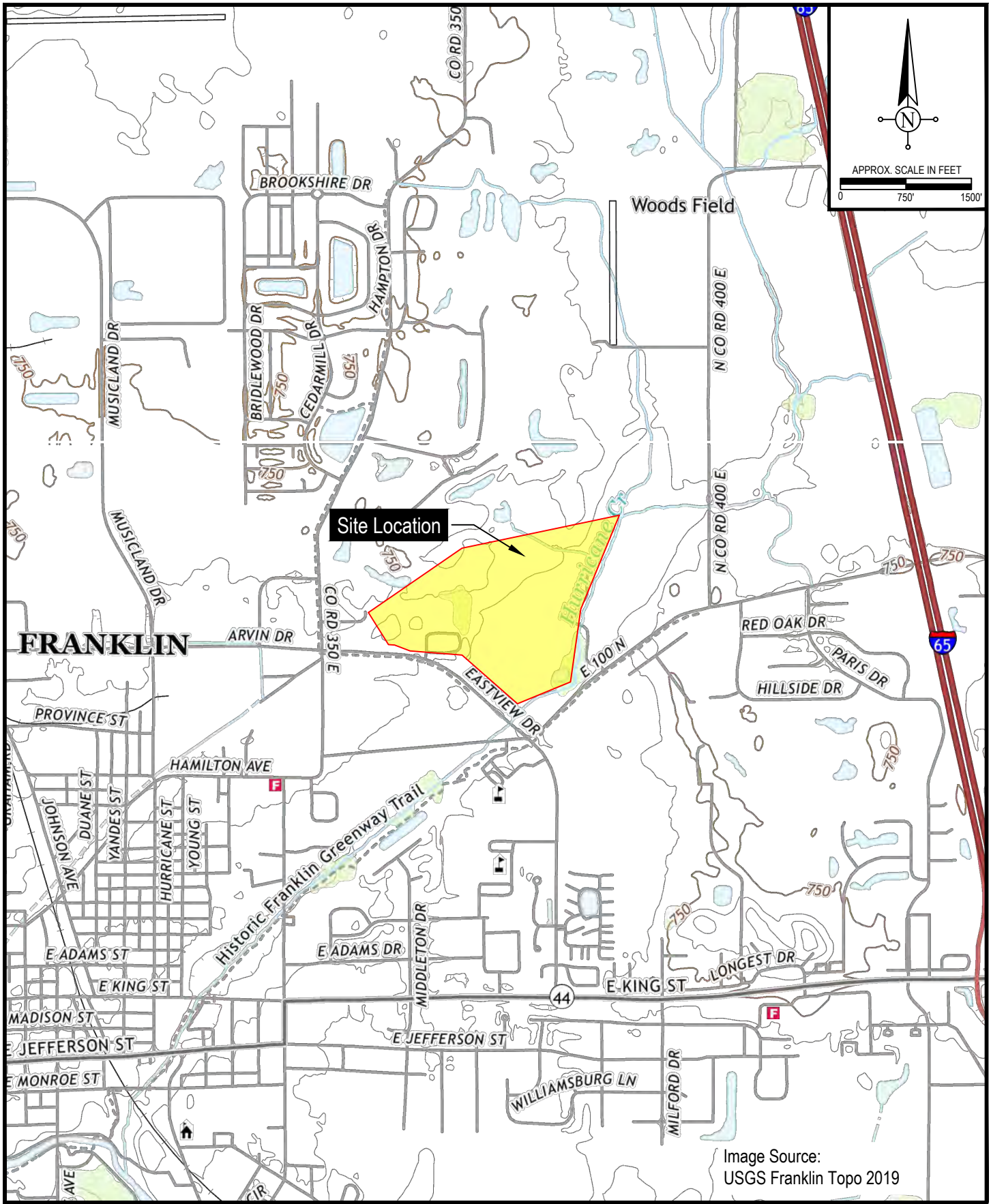

Patriot Engineering & Environmental, Inc.

Project: Former Houghland Tomato Cannery 1130 E. Eastview Drive Franklin, Indiana IDEM Identification No. 2013-34567	
	Drawn By: J. DuMond
Project Number21-1359-01E	Approved: M. Casper
Date: January 24, 2022	DWG: 21-1359-01_1

Figure 1

Site Location Map

Patriot Engineering & Environmental, Inc.

LEGEND

- Site Boundary
- Patriot Monitoring Well Location
- Water Production Well

Project: Former Houghland Tomato Cannery
1130 E. Eastview Drive
Franklin, Indiana
IDEM Identification No. 2013-34567

	Drawn By: J. DuMond
Project Number 21-1359-01E	Approved: J. Cody
Date: February 3, 2023	DWG: 21-1359-01_FSI4

Figure 2

Site Layout Map

Patriot Engineering & Environmental, Inc.

LEGEND

- Site Boundary
- Patriot Monitoring Well Location
- 719.84 Groundwater Elevation (ft.)
- 719 Groundwater Elevation Contour Line
- Groundwater Flow Direction

Project: Former Houghland Tomato Cannery 1130 E. Eastview Drive Franklin, Indiana IDEM Identification No. 2013-34567	
	Drawn By: J. DuMond
Project Number 21-1359-01E	Approved: M. Casper
Date: April 17, 2024	DWG: 21-1359-01_FSI4

Figure 3

Shallow Potentiometric Surface Map
February 2024

Patriot Engineering & Environmental, Inc.

LEGEND

- Site Boundary
- Patriot Monitoring Well Location
- 719.84 Groundwater Elevation (ft.)
- 719 Groundwater Elevation Contour Line
- Groundwater Flow Direction

Project: Former Houghland Tomato Cannery
1130 E. Eastview Drive
Franklin, Indiana
IDEM Identification No. 2013-34567

	Drawn By: J. DuMond
Project Number 21-1359-01E	Approved: M. Casper
Date: April 17, 2024	DWG: 21-1359-01_FSI4

Figure 4

Deep Potentiometric Surface Map
February 2024

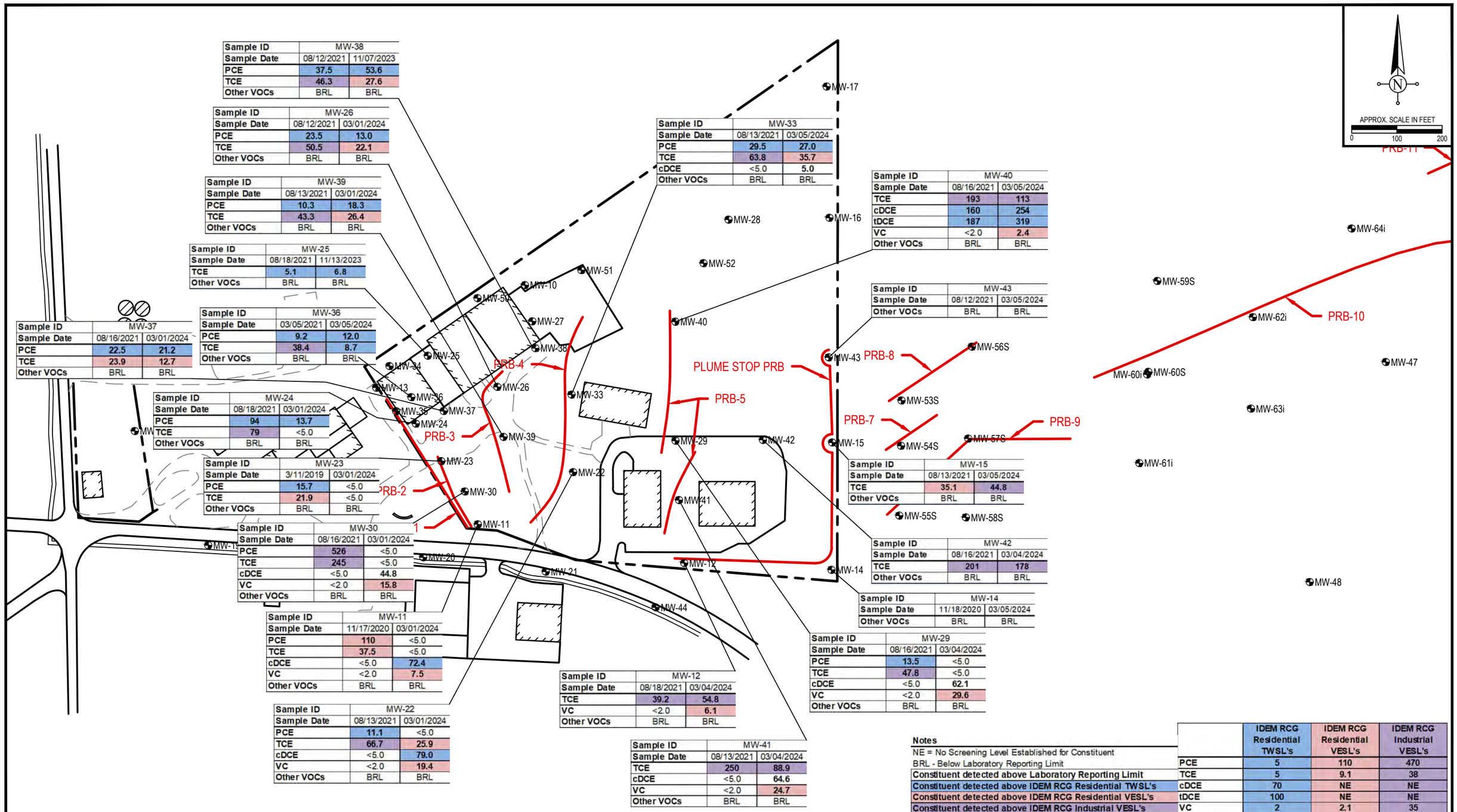

Sample ID	MW-38	
Sample Date	08/12/2021	11/07/2023
PCE	37.5	53.6
TCE	46.3	27.6
Other VOCs	BRL	BRL

Sample ID	MW-26	
Sample Date	08/12/2021	03/01/2024
PCE	23.5	13.0
TCE	50.5	22.1
Other VOCs	BRL	BRL

Sample ID	MW-39	
Sample Date	08/13/2021	03/01/2024
PCE	10.3	18.3
TCE	43.3	26.4
Other VOCs	BRL	BRL

Sample ID	MW-25	
Sample Date	08/18/2021	11/13/2023
TCE	5.1	6.8
Other VOCs	BRL	BRL

Sample ID	MW-37	
Sample Date	08/16/2021	03/01/2024
PCE	22.5	21.2
TCE	23.9	12.7
Other VOCs	BRL	BRL

Sample ID	MW-36	
Sample Date	03/05/2021	03/05/2024
PCE	9.2	12.0
TCE	38.4	8.7
Other VOCs	BRL	BRL

Sample ID	MW-24	
Sample Date	08/18/2021	03/01/2024
PCE	94	13.7
TCE	79	<5.0
Other VOCs	BRL	BRL

Sample ID	MW-23	
Sample Date	3/11/2019	03/01/2024
PCE	15.7	<5.0
TCE	21.9	<5.0
Other VOCs	BRL	BRL

Sample ID	MW-30	
Sample Date	08/16/2021	03/01/2024
PCE	526	<5.0
TCE	245	<5.0
cDCE	<5.0	44.8
VC	<2.0	15.8
Other VOCs	BRL	BRL

Sample ID	MW-11	
Sample Date	11/17/2020	03/01/2024
PCE	110	<5.0
TCE	37.5	<5.0
cDCE	<5.0	72.4
VC	<2.0	7.5
Other VOCs	BRL	BRL

Sample ID	MW-22	
Sample Date	08/13/2021	03/01/2024
PCE	11.1	<5.0
TCE	66.7	25.9
cDCE	<5.0	79.0
VC	<2.0	19.4
Other VOCs	BRL	BRL

Sample ID	MW-12	
Sample Date	08/18/2021	03/04/2024
TCE	39.2	54.8
VC	<2.0	6.1
Other VOCs	BRL	BRL

Sample ID	MW-41	
Sample Date	08/13/2021	03/04/2024
TCE	250	88.9
cDCE	<5.0	64.6
VC	<2.0	24.7
Other VOCs	BRL	BRL

Sample ID	MW-33	
Sample Date	08/13/2021	03/05/2024
PCE	29.5	27.0
TCE	63.8	35.7
cDCE	<5.0	5.0
Other VOCs	BRL	BRL

Sample ID	MW-40	
Sample Date	08/16/2021	03/05/2024
TCE	193	113
cDCE	160	254
tDCE	187	319
VC	<2.0	2.4
Other VOCs	BRL	BRL

Sample ID	MW-43	
Sample Date	08/12/2021	03/05/2024
Other VOCs	BRL	BRL

Sample ID	MW-15	
Sample Date	08/13/2021	03/05/2024
TCE	35.1	44.8
Other VOCs	BRL	BRL

Sample ID	MW-42	
Sample Date	08/16/2021	03/04/2024
TCE	201	178
Other VOCs	BRL	BRL

Sample ID	MW-14	
Sample Date	11/18/2020	03/05/2024
Other VOCs	BRL	BRL

Sample ID	MW-29	
Sample Date	08/16/2021	03/04/2024
PCE	13.5	<5.0
TCE	47.8	<5.0
cDCE	<5.0	62.1
VC	<2.0	29.6
Other VOCs	BRL	BRL

Notes

NE = No Screening Level Established for Constituent

BRL - Below Laboratory Reporting Limit

Constituent detected above Laboratory Reporting Limit

Constituent detected above IDEM RCG Residential TWSL's

Constituent detected above IDEM RCG Residential VESL's

Constituent detected above IDEM RCG Industrial VESL's

	IDEM RCG Residential TWSL's	IDEM RCG Residential VESL's	IDEM RCG Industrial VESL's
PCE	5	110	470
TCE	5	9.1	38
cDCE	70	NE	NE
tDCE	100	NE	NE
VC	2	2.1	35

Patriot Engineering & Environmental, Inc.

LEGEND

Site Boundary

Patriot Monitoring Well Location

Permeable Reactive Barrier

Project: Former Houghland Tomato Cannery
1130 E. Eastview Drive
Franklin, Indiana
IDEM Identification No. 2013-34567

	Drawn By: J. DuMond
Project Number 21-1359-01E	Approved: M. Casper
Date: April 17, 2024	DWG: 21-1359-01_FSI4

Figure 5
On Site Shallow Groundwater Analytical Results Map
Pre- and Post-Injection
March 2024

Sample ID	MW-33D	
Sample Date	08/13/2021	03/05/2024
PCE	12.2	31.6
TCE	47.9	100
cDCE	<5.0	8.9
Other VOCs	BRL	BRL

Sample ID	MW-38D	
Sample Date	08/12/2021	11/07/2023
PCE	23.1	27.5
TCE	141	89.5
Other VOCs	BRL	BRL

Sample ID	MW-29D	
Sample Date	08/16/2021	11/08/2023
PCE	13	13.1
TCE	122	126
cDCE	47.5	95.9
VC	<2.0	33.9
Other VOCs	BRL	BRL

Sample ID	MW-42D	
Sample Date	08/16/2021	03/04/2024
TCE	71.7	71.1
cDCE	231	352
tDCE	14.4	22.5
VC	<2.0	3.1
Other VOCs	BRL	BRL

Sample ID	MW 32	
Sample Date	08/12/2021	03/01/2024
PCE	6.2	5.5
Other VOCs	BRL	BRL

Sample ID	MW-43D	
Sample Date	08/12/2021	03/05/2024
TCE	7.9	<5.0
cDCE	10	<5.0
Other VOCs	BRL	BRL

Sample ID	MW-15D	
Sample Date	08/13/2021	03/05/2024
cDCE	618	45.5
tDCE	42.5	<5.0
Other VOCs	BRL	BRL

Sample ID	MW-22D	
Sample Date	08/13/2021	03/01/2024
PCE	10.4	7.7
TCE	33	22.5
cDCE	<5.0	18.3
VC	<2.0	10.4
Other VOCs	BRL	BRL

Sample ID	MW-14D	
Sample Date	11/18/2020	03/05/2024
TCE	439	372
cDCE	23.5	78.8
VC	<2.0	2.8
Other VOCs	BRL	BRL

Sample ID	MW-41D	
Sample Date	08/13/2021	03/05/2024
TCE	236	<5.0
cDCE	9.7	243
VC	<2.0	78.9
Other VOCs	BRL	BRL

Sample ID	MW-12D	
Sample Date	08/17/2021	03/04/2024
Other VOCs	BRL	BRL

Sample ID	MW-31	
Date Collected	08/16/2021	11/07/2023
Other VOCs	BRL	BRL

PRB-1 PRB-2 PRB-3 PRB-4 PRB-5 PRB-6 PRB-7 PRB-8 PRB-9 PRB-10 PRB-11

PLUME STOP PRB

MW-31D MW-32D MW-33D MW-34D MW-35D MW-36D MW-37D MW-38D MW-39D MW-40D MW-41D MW-42D MW-43D MW-44D MW-45D MW-46i/46D MW-47D MW-48D MW-50D MW-51D MW-52D MW-53D MW-55D MW-58D MW-59D MW-60i/60D MW-61i/61D MW-62i/62D MW-63i/63D MW-64i/64D

APPROX. SCALE IN FEET
0 75 150

Notes		IDEM RCG Residential TWSL's	IDEM RCG Residential VESL's	IDEM RCG Industrial VESL's
NE = No Screening Level Established for Constituent				
BRL - Below Laboratory Reporting Limit	PCE	5	110	470
Constituent detected above Laboratory Reporting Limit	TCE	5	9.1	38
Constituent detected above IDEM RCG Residential TWSL's	cDCE	70	NE	NE
Constituent detected above IDEM RCG Residential VESL's	tDCE	100	NE	NE
Constituent detected above IDEM RCG Industrial VESL's	VC	2	2.1	35

Patriot Engineering & Environmental, Inc.

LEGEND
- Site Boundary
- Patriot Monitoring Well Location
- Permeable Reactive Barrier

Project: Former Houghland Tomato Cannery
1130 E. Eastview Drive
Franklin, Indiana
IDEM Identification No. 2013-34567

	Drawn By: J. DuMond
Project Number21-1359-01E	Approved: M. Casper
Date: April 17, 2024	DWG: 21-1359-01_FSI4

Figure 6
Onsite Deep Groundwater Analytical Results Map
Pre- and Post-Injection
March 2024

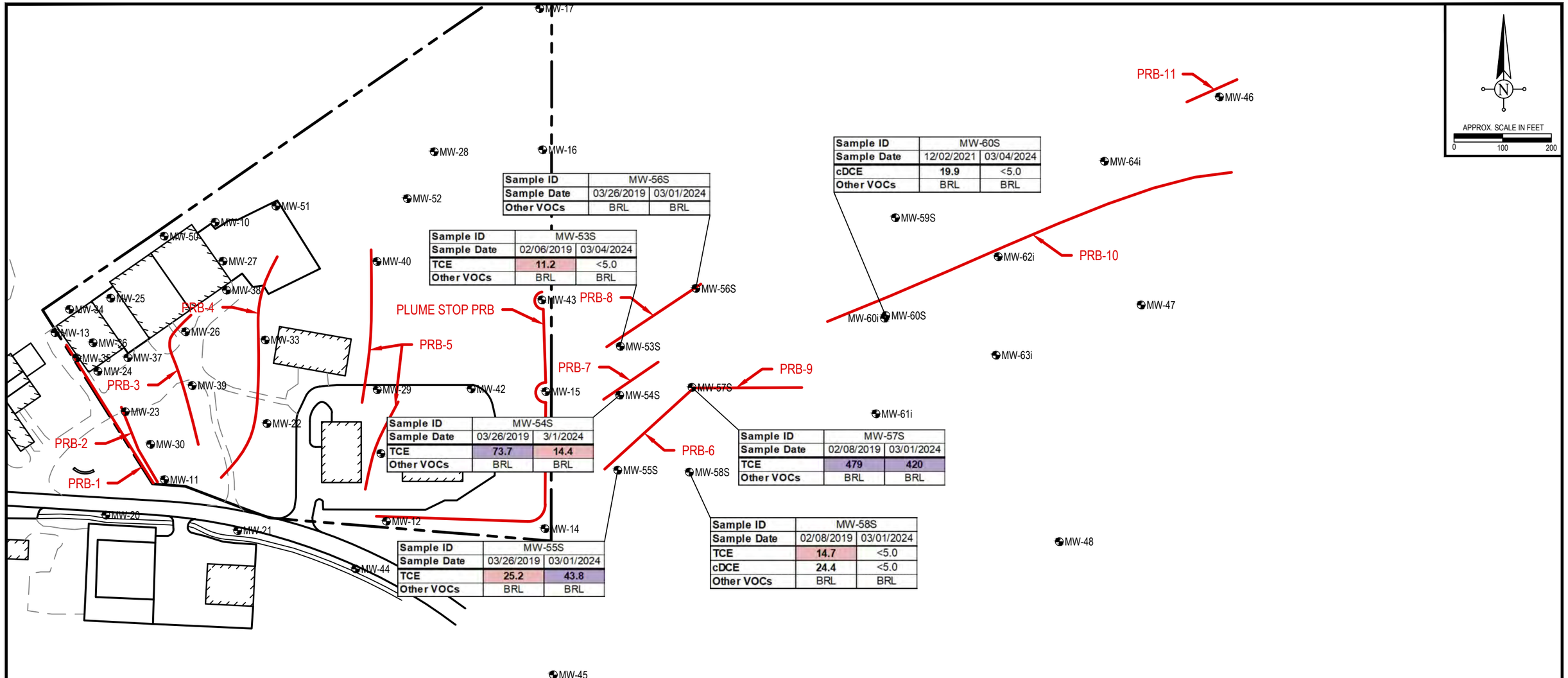

Sample ID	MW-56S	
Sample Date	03/26/2019	03/01/2024
Other VOCs	BRL	BRL

Sample ID	MW-53S	
Sample Date	02/06/2019	03/04/2024
TCE	11.2	<5.0
Other VOCs	BRL	BRL

Sample ID	MW-60S	
Sample Date	12/02/2021	03/04/2024
cDCE	19.9	<5.0
Other VOCs	BRL	BRL

Sample ID	MW-54S	
Sample Date	03/26/2019	3/1/2024
TCE	73.7	14.4
Other VOCs	BRL	BRL

Sample ID	MW-57S	
Sample Date	02/08/2019	03/01/2024
TCE	479	420
Other VOCs	BRL	BRL

Sample ID	MW-58S	
Sample Date	02/08/2019	03/01/2024
TCE	14.7	<5.0
cDCE	24.4	<5.0
Other VOCs	BRL	BRL

Sample ID	MW-55S	
Sample Date	03/26/2019	03/01/2024
TCE	25.2	43.8
Other VOCs	BRL	BRL

Notes

NE = No Screening Level Established for Constituent

BRL - Below Laboratory Reporting Limit

Constituent detected above Laboratory Reporting Limit

Constituent detected above IDEM RCG Residential TWSL's

Constituent detected above IDEM RCG Residential VESL's

Constituent detected above IDEM RCG Industrial VESL's

	IDEM RCG Residential TWSL's	IDEM RCG Residential VESL's	IDEM RCG Industrial VESL's
PCE	5	110	470
TCE	5	9.1	38
cDCE	70	NE	NE
tDCE	100	NE	NE
VC	2	2.1	35

Patriot Engineering & Environmental, Inc.

LEGEND

Site Boundary

Patriot Monitoring Well Location

Permeable Reactive Barrier

Project: Former Houghland Tomato Cannery
1130 E. Eastview Drive
Franklin, Indiana
IDEM Identification No. 2013-34567

	Drawn By: J. DuMond
Project Number21-1359-01E	Approved: M. Casper
Date: April 17, 2024	DWG: 21-1359-01_FSI4

Figure 7
Off Site Shallow Groundwater
Analytical Results Map
Pre- and Post-Injection
March 2024

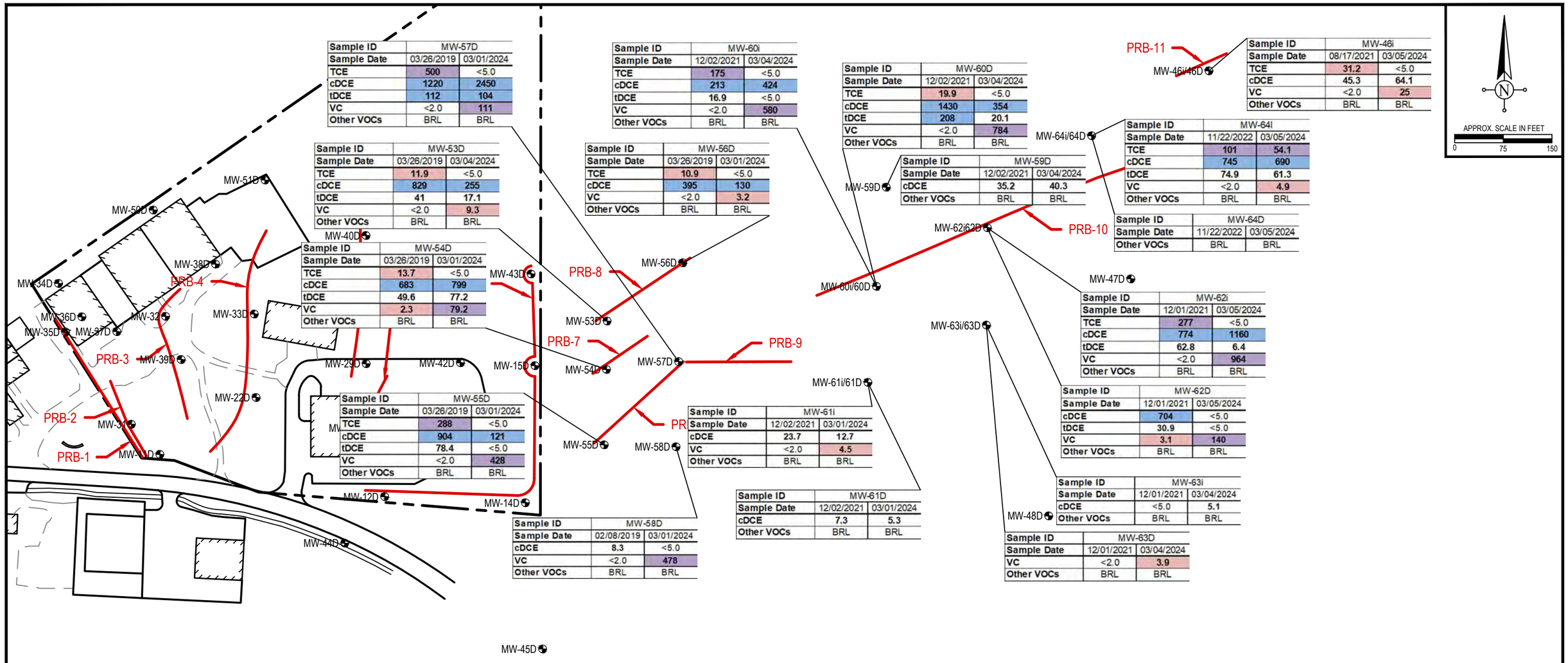

Notes

NE = No Screening Level Established for Constituent

BRL - Below Laboratory Reporting Limit

	IDEM RCG Residential TWSL's	IDEM RCG Residential VESL's	IDEM RCG Industrial VESL's
Constituent detected above Laboratory Reporting Limit	PCE	5	110	470
Constituent detected above IDEM RCG Residential TWSL's	TCE	5	9.1	38
Constituent detected above IDEM RCG Residential VESL's	cDCE	70	NE	NE
Constituent detected above IDEM RCG Industrial VESL's	tDCE	100	NE	NE
	VC	2	2.1	35

Patriot Engineering & Environmental, Inc.

LEGEND

- Site Boundary
- Patriot Monitoring Well Location
- Permeable Reactive Barrier

Project: Former Houghland Tomato Cannery
1130 E. Eastview Drive
Franklin, Indiana
IDEM Identification No. 2013-34567

	Drawn By: J. DuMond
Project Number21-1359-01E	Approved: M. Casper
Date: April 17, 2024	DWG: 21-1359-01_FSI4

Figure 8
Offsite Deep Groundwater
Analytical Results Map
Pre- and Post-Injection
March 2024

APPENDIX B

TABLES

TABLE 1

WELL CONSTRUCTION SUMMARY

HRID / Former Hoagland Tomato Cannery Property

Franklin, Indiana

WELL	DATE INSTALLED	WELL ELEVATION (ft)*	TOTAL DEPTH (ft)	SCREEN INTERVAL (depth in ft)
MW-10	6/10/2013 (ISI)	738.15	14.4	723.8 - 733.8
MW-11	6/10/2013 (ISI)	731.85	13.7	718.2 - 728.2
MW-11D	6/6/2018 (FSI #2)	731.71	23.0	708.7- 713.7
MW-12	6/10/2013 (ISI)	732.36	15.1	717.3 - 727.3
MW-12D	1/24/2019 (FSI #3)	731.82	28.0	703.8- 708.8
MW-13	6/10/2013 (ISI)	740.45	20.9	719.6 - 729.6
MW-14	9/18/2013 (ISI)	734.15	20.0	714.2 - 724.2
MW-14D	1/24/2019 (FSI #3)	731.45	33.0	698.5- 703.5
MW-15	9/18/2013 (ISI)	735.30	21.0	714.3 - 724.3
MW-15D	6/6/2018 (FSI #2)	734.76	48.0	686.7 - 691.7
MW-16	9/18/2013 (ISI)	735.65	19.9	715.7 - 725.7
MW-17	9/18/2013 (ISI)	745.02	24.1	720.9 - 730.9
MW-18	2/13/2014 (FSI)	737.39	14.4	723.0 - 733.0
MW-19	2/13/2014 (FSI)	733.21	12.4	720.8 - 730.8
MW-20	2/13/2014 (FSI)	729.99	14.7	715.3 - 725.3
MW-21	2/13/2014 (FSI)	729.21	13.6	715.6 - 725.6
MW-22	2/13/2014 (FSI)	736.47	18.9	717.6 - 727.6
MW-22D	6/6/2018 (FSI #2)	736.85	28.0	708.8 - 713.8
MW-23	2/13/2014 (FSI)	739.78	20.0	719.8 - 729.8
MW-24	2/13/2014 (FSI)	740.93	21.8	719.1 - 729.1
MW-25	2/14/2014 (FSI)	741.01	23.6	717.4 - 727.4
MW-26	2/14/2014 (FSI)	739.31	22.9	716.4 - 726.4
MW-27	2/14/2014 (FSI)	740.06	16.9	723.2 - 733.2
MW-28	2/19/2014 (FSI)	739.62	21.3	718.3 - 728.3
MW-29	2/13/2014 (FSI)	732.96	17.6	715.4 - 725.4
MW-29D	6/6/2018 (FSI #2)	733.12	41.0	692.1 - 697.1
MW-30	8/29/2016 (FSI)	734.02	14.5	719.5 - 724.5
MW-31	8/16/2017 (ASI)	733.87	30.0	703.8 - 708.8
MW-32	8/16/2017 (ASI)	739.72	33.0	706.7 - 711.7
MW-33	1/22/2019 (FSI #3)	740.79	18.0	722.8 - 732.8
MW-33D	1/22/2019 (FSI #3)	741.05	33.0	708.1 - 713.1
MW-34	11/5/2020 (FSI #4)	741.09	17.0	714.1 - 724.1
MW-34D	11/5/2020 (FSI #4)	741.49	30.0	706-5 - 711.5
MW-35	11/5/2020 (FSI #4)	740.98	24.0	707.0 - 717.0
MW-35D	11/5/2020 (FSI #4)	740.97	30.0	716.0 - 711.0
MW-36	11/5/2020 (FSI #4)	741.80	28.0	723.8 - 713.8
MW-36D	11/5/2020 (FSI #4)	741.55	36.0	710.5 - 705.5

MW-37	11/5/2020 (FSI #4)	741.96	25.0	727.0 - 717.0
MW-37D	11/5/2020 (FSI #4)	741.95	38.0	716.5 - 711.5
MW-38	11/5/2020 (FSI #4)	738.90	20.0	728.9 - 718.9
MW-38D	11/5/2020 (FSI #4)	739.17	30.0	714.2 - 709.2
MW-39	11/5/2020 (FSI #4)	739.33	25.0	724.3 - 714.3
MW-39D	11/5/2020 (FSI #4)	739.34	38.0	706.4 - 701.4
MW-40	11/5/2020 (FSI #4)	738.75	18.0	730.8 - 720.8
MW-40D	11/5/2020 (FSI #4)	738.52	31.0	712.5 - 707.5
MW-41	11/5/2020 (FSI #4)	734.03	22.0	722.0 - 712.0
MW-41D	11/5/2020 (FSI #4)	734.02	35.0	704.0 - 699.0
MW-42	11/5/2020 (FSI #4)	732.26	18.0	724.0 - 714.0
MW-42D	11/5/2020 (FSI #4)	732.23	52.0	685.2 - 680.2
MW-43	11/5/2020 (FSI #4)	733.36	16.0	727.4 - 717.4
MW-43D	11/5/2020 (FSI #4)	733.17	31.0	707.2 - 702.2
MW-44	11/5/2020 (FSI #4)	728.73	14.0	707.2 - 702.2
MW-44D	11/5/2020 (FSI #4)	728.71	29.0	704.7 - 699.7
MW-45	11/5/2020 (FSI #4)	729.59	15.0	724.6 - 714.6
MW-45D	11/5/2020 (FSI #4)	729.34	31.0	703.4 - 698.4
MW-46	11/5/2020 (FSI #4)	730.43	15.0	725.4 - 715.4
MW-46I	11/5/2020 (FSI #4)	730.74	55.0	680.6 - 675.6
MW-46D	11/5/2020 (FSI #4)	730.65	97.0	638.6 - 633.6
MW-47	11/5/2020 (FSI #4)	728.74	15.0	724.7 - 714.7
MW-47I	11/5/2020 (FSI #4)	729.58	40.0	699.6 - 689.6
MW-47D	11/5/2020 (FSI #4)	728.33	68.0	665.3 - 660.3
MW-48	11/5/2020 (FSI #4)	728.49	15.0	724.5 - 714.5
MW-48D	11/5/2020 (FSI #4)	727.77	56.0	665.3 - 660.3
MW-49	11/5/2020 (FSI #4)	725.01	15.0	722.8 - 712.8
MW-49D	11/5/2020 (FSI #4)	725.11	29.0	701.1 - 696.1
MW-50S	7/29/2021 (FSI 4-S)	737.81	22.0	725.8 - 715.8
MW-50D	7/29/2021 (FSI 4-S)	737.61	25.0	717.6 - 712.6
MW-51	7/29/2021 (FSI 4-S)	737.82	23.0	724.8 - 714.8
MW-52S	7/30/2021 (FSI 4-S)	739.64	24.0	725.6 - 715.6
MW-52D	7/30/2021 (FSI 4-S)	739.46	28.0	716.4 - 711.4
MW-53S	11/8/22 (OWI)	732.16	15.4	726.8 - 716.8
MW-53D	11/9/22 (OWI)	732.13	62.8	674.3 - 669.3
MW-54S	11/8/22 (OWI)	732.10	16.5	725.6 - 715.6
MW-54D	11/9/22 (OWI)	731.81	62.4	974.4 - 669.4
MW-55S	11/8/22 (OWI)	731.37	16.7	724.7 - 74.7
MW-55D	11/9/22 (OWI)	731.88	57.2	679.7 - 674.7
MW-56S	11/8/22 (OWI)	731.75	16.1	725.7 - 715.7
MW-56D	11/9/22 (OWI)	733.12	65.8	627.3 - 667.3
MW-57S	11/8/22 (OWI)	731.13	16.0	725.1 - 715.1
MW-57D	11/10/22 (OWI)	731.47	62.0	674.5 - 669.5
MW-58S	11/8/22 (OWI)	731.44	15.3	726.1 - 716.1

MW-58D	11/8/22 (OWI)	731.48	44.8	691.7 - 686.7
MW-59D/TMW-8D	10/25/21 (OSI)	728.38	55.8	677.6 - 672.6
MW-60S/TMW-9S	10/25/21 (OSI)	730.34	16.9	723.4 - 713.4
MW-60I/TMW-9I	10/25/21 (OSI)	730.26	48.0	687.3 - 682.3
MW-60D/TMW-9D	10/25/21 (OSI)	730.22	75.7	659.5 - 654.5
MW-61I/TMW-10I	10/25/21 (OSI)	730.74	47.7	688.0 - 683.0
MW-61D/TMW-10D	10/25/2021 (OSI)	730.80	85.8	650.0 - 645.0
MW-62I/MW-12I	11/22/21 (OSI)	728.03	48.3	684.7 - 679.7
MW-62D/TMW-12D	10/25/21 (OSI)	728.12	71.1	662.0 - 657.0
MW-63I/TMW-13I	10/25/21 (OSI)	728.70	58.8	674.9 - 699.9
MW-63D/TMW-13D	10/25/21 (OSI)	728.69	103.5	631.2 - 625.2
MW-64I	11/10/22 (OWI)	729.86	55.6	679.3 - 674.3
MW-64D	11/10/22 (OWI)	729.81	90.7	644.1 - 639.1
TMW-1*	1/22/2019 (FSI #3)	731.54	12.0	719.5 - 729.5
TMW-1D*	1/22/2019 (FSI #3)	730.32	58.0	672.3 - 677.3
TMW-2*	1/22/2019 (FSI #3)	730.12	14.0	716.1 - 726.1
TMW-2D*	1/22/2019 (FSI #3)	730.40	60.0	670.4 - 675.4
TMW-3*	1/24/2019 (FSI #3)	731.24	13.0	718.2 - 728.2
TMW-3D*	1/24/2019 (FSI #3)	731.27	52.0	679.3 - 684.3
TMW-4*	1/28/2019 (FSI #3)	730.43	13.0	717.4 - 727.4
TMW-4D*	1/28/2019 (FSI #3)	730.03	61.0	669.1 - 674.1
TMW-5*	1/28/2019 (FSI #3)	729.60	13.0	716.6 - 726.6
TMW-5D*	1/28/2019 (FSI #3)	730.69	57.0	673.7 - 678.7
TMW-6*	1/28/2019 (FSI #3)	731.29	13.0	718.3 - 728.3
TMW-6D*	1/28/2019 (FSI #3)	731.22	42.0	689.2 - 694.2
TMW-7*	1/25/2019 (FSI #3)	730.16	13.0	717.2 - 727.2
TMW-7D*	1/25/2019 (FSI #3)	730.62	62.0	668.6 - 673.6
TMW-8S*	10/25/2021 (OSI)	727.04	16.0	721.0 - 711.0
TMW-10S*	10/25/2021 (OSI)	729.90	15.0	724.9 - 714.9
TMW-11D*	10/25/2021 (OSI)	727.69	30.0	702.7 - 697.7
TMW-14D*	10/28/2021 (OSI)	728.73	25.0	708.7 - 703.7

Table Notes:

Top of casing elevations based on USC & GS Datum

* = Well Abandononed

TBI = To Be Installed Fall 2022

ISC = Initial Site Characterization

FSI = Further Site Investigation

ASI = Additional Site Investigation

OSI = Off-Site Investigation

OWI = Off-Site Well Installation

Well Elevation = Top of the 2" Diameter Pipe - North Rim

TABLE 2
1Q2024 GROUNDWATER ELEVATION DATA
HRID/Former Hoagland Tomato Cannery Property
Franklin, Indiana

Well Identification	Date	Well Elevation (feet)	Depth to Groundwater	Groundwater Elevation
MW-10	9/24/2013	738.15	8.89	729.26
	3/5/2014		4.95	733.20
	8/31/2016		5.35	732.80
	8/21/2017		6.36	731.79
	6/14/2018		NS	NS
	2/4/2019		5.27	732.88
	3/4/2019		4.09	734.06
	3/25/2019		4.17	733.98
	11/16/2020		7.01	731.14
	3/1/2021		2.38	735.77
	8/12/2021		6.33	731.82
	3/17/2022		4.98	733.17
	6/6/2022		5.98	732.17
	8/8/2022		6.78	731.37
	11/16/2022		7.61	730.54
	2/8/2023		5.66	732.49
	4/24/2023		4.87	733.28
	7/7/2023		6.03	732.12
	11/7/2023		7.44	730.71
	2/29/2024		NS	NS
MW-11	9/24/2013	731.85	10.56	721.29
	3/5/2014		7.95	723.90
	8/31/2016		8.45	723.40
	8/21/2017		8.79	723.06
	6/14/2018		8.60	723.25
	2/4/2019		7.57	724.28
	3/4/2019		6.53	725.32
	3/25/2019		6.61	725.24
	11/16/2020		10.54	721.31
	3/1/2021		9.07	722.78
	8/12/2021		8.54	723.31
	3/17/2022		6.48	725.37
	6/6/2022		8.15	723.70
	8/8/2022		9.71	722.14
	11/14/2022		10.37	721.48
	2/8/2023		9.53	722.32
	4/24/2023		7.42	724.43
	7/7/2023		9.27	722.58
	11/7/2023		10.59	721.26
	2/29/2024		9.43	722.42
MW-11D	6/14/2018	731.71	14.85	716.86
	2/4/2019		7.54	724.17
	3/4/2019		6.40	725.31
	3/25/2019		6.48	725.23
	11/16/2020		10.48	721.23
	3/1/2021		9.00	722.71
	8/12/2021		8.43	723.28
	3/15/2022		6.04	725.67
	6/6/2022		8.05	723.66
	8/8/2022		9.43	722.28
	11/15/2022		10.31	721.40
	2/8/2023		9.23	722.48
	4/24/2023		7.33	724.38
	7/7/2023		9.17	722.54
	11/7/2023		10.47	721.24
	2/29/2024		9.30	722.41
MW-12	9/24/2013	732.36	12.14	720.22
	3/5/2014		9.68	722.68
	8/31/2016		10.55	721.81
	8/21/2017		10.90	721.46
	6/14/2018		NS	NS
	2/4/2019		9.51	722.85
	3/4/2019		8.78	723.58
	3/25/2019		8.87	723.49
	11/16/2020		11.84	720.52
	3/1/2021		10.12	722.24
	8/12/2021		10.55	721.81
	3/17/2022		NS	NS
	6/6/2022		10.2	722.16
	8/8/2022		11.03	721.33
	11/18/2022		11.89	720.47
	2/8/2023		10.90	721.46
	4/24/2023		9.66	722.70
	7/12/2023		11.07	721.29
	11/13/2023		12.01	720.35
	2/29/2024		10.98	721.38

Well Identification	Date	Well Elevation (feet)	Depth to Groundwater	Groundwater Elevation
MW-12D	2/4/2019	731.82	9.17	722.65
	3/4/2019		8.41	723.41
	3/25/2019		8.53	723.29
	11/16/2020		11.41	720.41
	3/1/2021		9.62	722.20
	8/12/2021		10.15	721.67
	3/17/2022		NS	NS
	6/6/2022		9.61	722.21
	8/8/2022		10.61	721.21
	11/17/2022		11.46	720.36
	2/8/2023		10.44	721.38
	4/24/2023		9.28	722.54
	7/12/2023		10.62	721.20
	11/13/2023		11.62	720.20
	2/29/2024		11.53	720.29
MW-13	9/24/2013	740.45	18.69	721.76
	3/5/2014		15.58	731.56
	8/31/2016		15.94	724.51
	8/21/2017		15.58	724.87
	6/14/2018		NS	NS
	2/4/2019		NS	NS
	3/4/2019		NS	NS
	3/25/2019		NS	NS
	11/16/2020		18.71	721.74
	3/1/2021		16.71	723.74
	8/12/2021		16.29	724.16
	3/17/2022		14.03	726.42
	6/6/2022		15.93	724.52
	8/8/2022		17.64	722.81
	11/15/2022		18.48	721.97
	2/8/2023		17.42	723.03
	4/24/2023		15.24	725.21
	7/7/2023		17.15	723.30
	11/7/2023		18.71	721.74
	2/29/2024		17.29	723.16
MW-14	9/24/2013	734.15	14.32	719.83
	3/5/2014		11.95	722.20
	8/31/2016		Well Inaccessible	
	8/21/2017		13.31	720.84
	6/14/2018		NS	NS
	2/4/2019		9.15	725.00
	3/4/2019		11.28	722.87
	3/25/2019		11.44	722.71
	11/16/2020		13.95	720.20
	3/1/2021		11.93	722.22
	8/12/2021		12.98	721.17
	3/16/2022		7.97	726.18
	6/6/2022		13.64	720.51
	8/8/2022		13.34	720.81
	11/16/2022		14.05	720.10
	2/8/2023		12.67	721.48
	4/24/2023		12.41	721.74
	7/12/2023		13.39	720.76
	11/13/2023		14.16	719.99
	2/29/2024		13.10	721.05
MW-14D	2/4/2019	731.45	11.95	719.50
	3/4/2019		8.47	722.98
	3/25/2019		8.56	722.89
	11/16/2020		11.14	720.31
	3/1/2021		9.11	722.34
	8/12/2021		10.14	721.31
	3/16/2022		10.79	720.66
	6//6/2022		9.91	721.54
	8/8/2022		10.57	720.88
	11/16/2022		11.22	720.23
	2/8/2023		9.85	721.60
	4/24/2023		9.59	721.86
	7/12/2023		10.49	720.96
	11/13/2023		11.42	720.03
	2/29/2024		10.34	721.11

Well Identification	Date	Well Elevation (feet)	Depth to Groundwater	Groundwater Elevation
MW-15	9/24/2013	735.30	15.41	719.89
	3/5/2014		12.98	722.32
	8/31/2016		Well Inaccessible	
	8/21/2017		14.35	720.95
	6/14/2018		13.95	721.35
	2/4/2019		12.94	722.36
	3/4/2019		12.23	723.07
	3/25/2019		12.34	722.96
	11/16/2020		15.08	720.22
	3/1/2021		12.80	722.50
	8/12/2021		13.99	721.31
	3/16/2022		11.20	724.10
	6/6/2022		14.24	721.06
	8/8/2022		14.37	720.93
	11/16/2022		15.10	720.20
	2/8/2023		13.75	721.55
	4/24/2023		13.40	721.90
	7/12/2023		14.35	720.95
	11/13/2023		15.20	720.10
	2/29/2024		13.11	722.19
MW-15D	6/14/2018	734.76	13.45	721.31
	2/4/2019		11.45	723.31
	3/4/2019		11.71	723.05
	3/25/2019		11.78	722.98
	11/16/2020		14.52	720.24
	3/1/2021		12.27	722.49
	8/12/2021		13.47	721.29
	3/16/2022		11.96	722.80
	6/6/2022		14.57	720.19
	8/8/2022		13.82	720.94
	11/16/2022		14.56	720.20
	2/8/2023		13.22	721.54
	4/24/2023		12.86	721.90
	7/12/2023		13.80	720.96
	11/13/2023		14.65	720.11
	2/29/2024		16.98	717.78
MW-16	9/24/2013	735.65	7.06	728.59
	3/5/2014		2.88	732.77
	8/31/2016		Well Inaccessible	
	8/21/2017		5.35	730.30
	6/14/2018		NS	NS
	2/4/2019		2.51	733.14
	3/4/2019		2.28	733.37
	3/25/2019		3.09	732.56
	11/16/2020		5.55	730.10
	3/1/2021		0.92	734.73
	8/12/2021		4.43	731.22
	3/16/2022		1.88	733.77
	6/6/2022		3.76	731.89
	8/8/2022		4.15	731.50
	11/16/2022		6.14	729.51
	2/8/2023		3.66	731.99
	4/24/2023		3.11	732.54
	7/7/2023		4.15	731.50
	11/9/2023		6.2	729.45
	2/29/2024		3.51	732.14
MW-17	9/24/2013	745.02	16.22	728.80
	3/5/2014		12.00	733.02
	8/31/2016		Well Inaccessible	
	8/21/2017		NS	NS
	6/14/2018		NS	NS
	2/4/2019		11.67	733.35
	3/4/2019		11.40	733.62
	3/25/2019		11.55	733.47
	11/16/2020		14.72	730.30
	3/1/2021		NS	NS
	8/12/2021		NS	NS
	3/16/2022		10.92	734.10
	8/8/2022		13.18	731.84
	11/16/2022		15.29	729.73
	2/8/2023		12.79	732.23
	4/24/2023		12.25	732.77
	7/7/2023		13.23	731.79
	11/8/2023		15.31	729.71
	2/29/2024		12.59	732.43
MW-18	3/5/2014	737.79	10.03	727.76
	8/31/2016		10.32	727.47
	8/21/2017		NS	NS
	6/14/2018		NS	NS
	2/4/2019		9.54	728.25
	3/4/2019		9.22	728.57
	3/25/2019		9.19	728.60
			Well destroyed in 2021	

Well Identification	Date	Well Elevation (feet)	Depth to Groundwater	Groundwater Elevation
MW-19	3/5/2014	733.21	7.17	726.04
	8/31/2016		7.55	725.66
	8/21/2017		NS	NS
	6/14/2018		NS	NS
	2/4/2019		7.08	726.13
	3/4/2019		6.30	726.91
	3/25/2019		6.29	726.92
	11/16/2020		Well destroyed in 2021	
MW-20	3/5/2014	729.99	5.94	724.05
	8/31/2016		6.38	723.61
	8/21/2017		6.71	723.28
	6/14/2018		NS	NS
	2/4/2019		5.54	724.45
	3/4/2019		4.53	725.46
	3/25/2019		4.48	725.51
	11/16/2020		8.55	721.44
	3/1/2021		7.14	722.85
	8/12/2021		6.49	723.50
	3/17/2022		4.49	725.50
	6/6/2022		6.83	723.16
	8/8/2022		7.64	722.35
	11/15/2022		8.33	721.66
	2/8/2023		7.54	722.45
	4/24/2023		5.55	724.44
	7/7/2023		7.18	722.81
	11/9/2023		8.52	721.47
	2/29/2024		7.40	722.59
MW-21	3/5/2014	729.21	6.04	723.17
	8/31/2016		6.64	722.57
	8/21/2017		6.99	722.22
	6/14/2018		NS	NS
	2/4/2019		5.75	723.46
	3/4/2019		4.74	724.47
	3/25/2019		4.73	724.48
	11/16/2020		9.33	719.88
	3/1/2021		6.83	722.38
	8/12/2021		6.70	722.51
	3/17/2022		4.64	724.57
	6/6/2022		6.74	722.47
	8/8/2022		7.75	721.46
	11/15/2022		8.37	720.84
	2/8/2023		7.43	721.78
	4/24/2023		5.97	723.24
	7/7/2023		7.40	721.81
	11/9/2023		8.54	720.67
	2/29/2024		7.33	721.88
MW-22	3/5/2014	736.47	13.04	723.43
	8/31/2016		13.68	722.79
	8/21/2017		14.07	722.40
	6/14/2018		13.90	722.57
	2/4/2019		12.69	723.78
	3/4/2019		11.84	724.63
	3/25/2019		11.82	724.65
	11/16/2020		15.56	720.91
	3/1/2021		14.18	722.29
	8/12/2021		13.76	722.71
	3/15/2022		11.31	725.16
	6/6/2022		13.13	723.34
	8/8/2022		15.50	720.97
	11/17/2022		15.53	720.94
	2/8/2023		14.55	721.92
	4/24/2023		12.67	723.80
	7/11/2023		14.50	721.97
	11/8/2023		15.69	720.78
	2/29/2024		14.49	721.98
MW-22D	6/14/2018	736.85	14.21	722.64
	2/4/2019		13.03	723.82
	3/4/2019		12.12	724.73
	3/25/2019		12.09	724.76
	11/16/2020		15.88	720.97
	3/1/2021		14.49	722.36
	8/12/2021		14.08	722.77
	3/15/2022		11.65	725.20
	6/6/2022		15.46	721.39
	8/8/2022		15.11	721.74
	11/17/2022		15.84	721.01
	2/8/2023		14.55	722.30
	4/24/2023		13.04	723.81
	7/11/2023		14.81	722.04
	11/8/2023		16.01	720.84
	2/29/2024		14.91	721.94

Well Identification	Date	Well Elevation (feet)	Depth to Groundwater	Groundwater Elevation
MW-23	3/5/2014	739.78	15.40	724.38
	8/31/2016		15.91	723.87
	8/21/2017		16.30	723.48
	6/14/2018		NS	NS
	2/4/2019		Well Innaccesible	
	3/4/2019		13.81	725.97
	3/25/2019		13.75	726.03
	11/16/2020		Well Dry	-
	3/1/2021		16.96	722.82
	8/12/2021		15.85	723.93
	3/15/2022		13.62	726.16
	6/6/2022		15.58	724.20
	8/8/2022		17.31	722.47
	11/14/2022		18.04	721.74
	2/8/2023		17.09	722.69
	4/24/2023		14.99	724.79
	7/11/2023		16.89	722.89
	11/7/2023		18.25	721.53
	2/29/2024		19.49	720.29
MW-24	3/5/2014	740.93	16.31	724.62
	8/31/2016		16.71	724.22
	8/21/2017		17.16	723.77
	6/14/2018		NS	NS
	2/4/2019		15.87	725.06
	3/4/2019		14.81	726.12
	3/25/2019		14.80	726.13
	11/16/2020		19.32	721.61
	3/1/2021		17.33	723.60
	8/12/2021		16.97	723.96
	3/17/2022		14.78	726.15
	6/6/2022		17.20	723.73
	8/8/2022		18.31	722.62
	11/15/2022		19.10	721.83
	2/8/2023		17.75	723.18
	4/24/2023		16.00	724.93
	7/7/2023		17.85	723.08
	11/7/2023		18.66	722.27
	2/29/2024		18.00	722.93
MW-25	3/5/2014	741.01	16.50	724.51
	8/31/2016		Well Inaccessible	
	8/21/2017		Well Inaccessible	
	6/14/2018		Well Inaccessible	
	2/4/2019		Well Innaccesible	
	3/4/2019		Well Innaccesible	
	3/25/2019		Well Innaccesible	
	11/16/2020		19.44	721.57
	3/1/2021		17.90	723.11
	8/12/2021		17.11	723.90
	3/17/2022		NS	NS
	6/6/2022		16.70	724.31
	8/8/2022		18.46	722.55
	11/15/2022		10.52	730.49
	2/8/2023		18.20	722.81
	4/24/2023		16.11	724.90
	7/7/2023		17.98	723.03
	11/13/2023		19.49	721.52
	2/29/2024		18.08	722.93
MW-26	3/5/2014	739.31	15.25	724.06
	8/31/2016		15.80	723.51
	8/21/2017		16.19	723.12
	6/14/2018		16.11	723.20
	2/4/2019		14.86	724.45
	3/4/2019		13.92	725.39
	3/25/2019		13.86	725.45
	11/16/2020		18.05	721.26
	3/1/2021		16.60	722.71
	8/12/2021		15.96	723.35
	3/17/2022		NS	NS
	6/6/2022		15.56	723.75
	8/8/2026		17.22	722.09
	11/15/2022		17.91	721.40
	2/8/2023		16.60	722.71
	4/24/2023		15.10	724.21
	7/10/2023		16.76	722.55
	11/7/2023		18.09	721.22
	2/29/2024		16.90	722.41

Well Identification	Date	Well Elevation (feet)	Depth to Groundwater	Groundwater Elevation
MW-27	3/5/2014	740.06	8.11	731.95
	8/31/2016		8.19	731.87
	8/21/2017		8.81	731.25
	6/14/2018		NS	NS
	2/4/2019		8.25	731.81
	3/4/2019		7.88	732.18
	3/25/2019		7.88	732.18
	11/16/2020		9.80	730.26
	3/1/2021		7.58	732.48
	8/12/2021		6.76	733.30
	3/17/2022		8.02	732.04
	6/6/2022		8.82	731.24
	8/8/2022		9.18	730.88
	11/15/2022		11.10	728.96
	2/8/2023		8.51	731.55
	4/24/2023		8.09	731.97
	7/7/2023		8.60	731.46
	11/7/2023		11.41	728.65
	2/29/2024		8.30	731.76
MW-28	3/5/2014	739.62	6.72	732.90
	8/31/2016		Well Inaccessible	
	8/21/2017		9.40	730.22
	6/14/2018		NS	NS
	2/4/2019		6.43	733.19
	3/4/2019		6.15	733.47
	3/25/2019		6.11	733.51
	11/16/2020		9.71	729.91
	3/1/2021		5.09	734.53
	8/12/2021		8.77	730.85
	3/16/2022		5.72	733.90
	6/6/2022		9.50	730.12
	8/8/2022		9.35	730.27
	11/16/2022		10.21	729.41
	2/8/2023		7.75	731.87
	4/24/2023		7.00	732.62
	7/7/2023		8.32	731.30
	11/9/2023		10.29	729.33
	2/29/2024		6.92	732.70
MW-29	3/5/2014	732.96	10.17	722.79
	8/31/2016		11.04	721.92
	8/21/2017		11.43	721.53
	6/14/2018		11.16	721.80
	2/4/2019		10.00	722.96
	3/4/2019		9.21	723.75
	3/25/2019		9.23	723.73
	11/16/2020		Well Dry	-
	3/1/2021		10.70	722.26
	8/12/2021		11.10	721.86
	3/17/2022		NS	NS
	6/6/2022		11.73	721.23
	8/8/2022		11.75	721.21
	11/17/2022		12.51	720.45
	2/8/2023		11.48	721.48
	4/24/2023		10.15	722.81
	7/7/2023		11.66	721.30
	11/8/2023		12.02	720.94
	2/29/2024		11.93	721.03
MW-29D	6/14/2018	733.12	11.28	721.84
	2/4/2019		10.11	723.01
	3/4/2019		9.35	723.77
	3/25/2019		9.28	723.84
	11/16/2020		12.59	720.53
	3/1/2021		10.80	722.32
	8/12/2021		11.21	721.91
	3/17/2022		NS	NS
	6/6/2022		11.91	721.21
	8/8/2025		11.93	721.19
	11/17/2022		12.60	720.52
	2/8/2023		11.58	721.54
	4/24/2023		10.26	722.86
	7/7/2023		11.77	721.35
	11/6/2023		12.71	720.41
	2/29/2024		11.70	721.42

Well Identification	Date	Well Elevation (feet)	Depth to Groundwater	Groundwater Elevation
MW-30	8/31/2016	734.02	10.17	723.85
	8/21/2017		10.64	723.38
	6/14/2018		10.52	723.50
	2/4/2019		9.43	724.59
	3/4/2019		10.35	723.67
	3/25/2019		8.30	725.72
	11/16/2020		12.54	721.48
	3/1/2021		11.13	722.89
	8/12/2021		10.43	723.59
	3/15/2022		8.11	725.91
	6/6/2022		10.01	724.01
	8/8/2022		11.60	722.42
	11/14/2022		12.31	721.71
	2/8/2023		11.41	722.61
	4/24/2023		9.25	724.77
	7/7/2023		11.17	722.85
	11/7/2023		12.50	721.52
	2/29/2024		11.36	722.66
MW-31 (Deep Well with MW-30)	8/21/2017	733.87	11.69	722.18
	6/14/2018		10.53	723.34
	2/4/2019		9.25	724.62
	3/4/2019		8.37	725.50
	3/25/2019		8.29	725.58
	11/16/2020		11.81	722.06
	3/1/2021		10.56	723.31
	8/12/2021		10.56	723.31
	3/17/2022		8.39	725.48
	6/6/2022		8.84	725.03
	8/8/2022		10.32	723.55
	11/14/2022		12.11	721.76
	2/8/2023		12.49	721.38
	4/24/2023		9.93	723.94
	7/7/2023		11.05	722.82
	11/7/2023		12.28	721.59
	2/29/2024		11.45	722.42
MW-32 (Deep Well with MW-26)	8/21/2017	739.72	16.64	723.08
	6/14/2018		16.56	723.16
	2/4/2019		15.30	724.42
	3/4/2019		13.33	726.39
	3/25/2019		13.31	726.41
	11/16/2020		18.46	721.26
	3/1/2021		17.03	722.69
	8/12/2021		16.37	723.35
	3/17/2022		NS	NS
	6/6/2022		16.00	723.72
	8/8/2026		17.62	722.10
	11/15/2022		18.34	721.38
	2/8/2023		17.00	722.72
	4/24/2023		15.51	724.21
	7/10/2023		17.20	722.52
	11/9/2023		18.54	721.18
	2/29/2024		17.25	722.47
MW-33	2/4/2019	740.79	15.50	725.29
	3/4/2019		15.49	725.30
	3/25/2019		15.38	725.41
	11/16/2020		19.59	721.20
	3/1/2021		18.18	722.61
	8/12/2021		17.58	723.21
	3/17/2022		NS	NS
	6/6/2022		17.24	723.55
	8/8/2022		18.81	721.98
	11/16/2022		19.47	721.32
	2/8/2023		18.15	722.64
	4/24/2023		16.45	724.34
	7/10/2023		18.39	722.40
	11/7/2023		19.68	721.11
	2/29/2024		18.50	722.29
MW-33D	2/4/2019	741.05	16.81	724.24
	3/4/2019		15.87	725.18
	3/25/2019		15.83	725.22
	11/16/2020		19.89	721.16
	3/1/2021		18.48	722.57
	8/12/2021		17.91	723.14
	3/17/2022		NS	NS
	6/6/2022		17.55	723.50
	8/8/2022		19.07	721.98
	11/16/2022		19.8	721.25
	2/8/2023		18.77	722.28
	4/24/2023		16.78	724.27
	7/10/2023		18.70	722.35
	11/7/2023		19.98	721.07
	2/29/2024		18.72	722.33

Well Identification	Date	Well Elevation (feet)	Depth to Groundwater	Groundwater Elevation
MW-34	11/16/2020	741.09	18.99	722.10
	3/1/2021		16.99	724.10
	8/12/2021		16.55	724.54
	3/17/2022		14.26	726.83
	6/6/2022		16.23	724.86
	8/8/2022		18.02	723.07
	11/17/2022		18.86	722.23
	2/8/2023		17.62	723.47
	4/24/2023		15.54	725.55
	7/7/2023		17.45	723.64
	11/9/2023		19.13	721.96
	2/29/2024		17.50	723.59
MW-34D	11/16/2020	741.49	19.45	722.04
	3/1/2021		17.62	723.87
	8/12/2021		16.96	724.53
	3/17/2022		14.75	726.74
	6/6/2022		19.58	721.91
	8/8/2022		18.34	723.15
	11/17/2022		19.24	722.25
	2/8/2023		18.09	723.40
	4/24/2023		16.00	725.49
	7/7/2023		17.85	723.64
	11/9/2023		19.51	721.98
	2/29/2024		17.93	723.56
MW-35	11/16/2020	740.98	19.10	721.88
	3/1/2021		17.57	723.41
	8/12/2021		16.70	724.28
	3/17/2022		NS	NS
	6/6/2022		17.49	723.49
	8/8/2022		18.06	722.92
	11/15/2022		18.84	722.14
	2/8/2023		17.83	723.15
	4/24/2023		15.67	725.31
	7/7/2023		17.55	723.43
	11/7/2023		19.11	721.87
	2/29/2024		17.83	723.15
MW-35D	11/16/2020	740.97	19.10	721.87
	3/1/2021		17.61	723.36
	8/12/2021		16.67	724.30
	3/17/2022		NS	NS
	6/6/2022		17.92	723.05
	8/8/2022		18.10	722.87
	11/15/2022		18.86	722.11
	2/8/2023		17.83	723.14
	4/24/2023		15.70	725.27
	7/7/2023		17.58	723.39
	11/7/2023		19.06	721.91
	2/29/2024		17.80	723.17
MW-36	11/16/2020	741.80	21.23	720.57
	3/1/2021		18.51	723.29
	8/12/2021		17.65	724.15
	3/17/2022		15.44	726.36
	6/6/2022		7.71	734.09
	8/8/2022		19.02	722.78
	11/15/2022		19.81	721.99
	2/8/2023		18.46	723.34
	4/24/2023		16.72	725.08
	7/12/2023		18.55	723.25
	11/13/2023		20.04	721.76
	2/29/2024		18.75	723.05
MW-36D	11/16/2020	741.55	21.03	720.52
	3/1/2021		18.28	723.27
	8/12/2021		17.42	724.13
	3/17/2022		NS	NS
	6/6/2022		11.20	730.35
	8/8/2022		18.81	722.74
	11/15/2022		19.59	721.96
	2/8/2023		18.22	723.33
	4/24/2023		16.51	725.04
	7/7/2023		18.32	723.23
	11/13/2023		19.82	721.73
	2/29/2024		18.50	723.05
MW-37	11/16/2020	741.96	20.27	721.69
	3/1/2021		18.85	723.11
	8/12/2021		17.99	723.97
	3/17/2022		NS	NS
	6/6/2022		17.58	724.38
	8/8/2022		19.30	722.66
	11/15/2022		20.05	721.91
	2/8/2023		19.05	722.91
	4/24/2023		16.75	725.21
	7/7/2023		18.83	723.13
	11/9/2023		20.36	721.60
	2/29/2024		18.86	723.10

Well Identification	Date	Well Elevation (feet)	Depth to Groundwater	Groundwater Elevation
MW-37D	11/16/2020	741.95	20.28	721.67
	3/1/2021		18.81	723.14
	8/12/2021		18.02	723.93
	3/17/2022		NS	NS
	6/6/2022		17.61	724.34
	8/8/2022		19.33	722.62
	11/15/2022		20.08	721.87
	2/8/2023		19.07	722.88
	4/24/2023		16.78	725.17
	7/7/2023		18.86	723.09
	11/9/2023		20.25	721.70
	2/29/2024		18.82	723.13
MW-38	11/16/2020	738.90	17.63	721.27
	3/1/2021		16.23	722.67
	8/12/2021		16.62	722.28
	3/17/2022		13.40	725.50
	6/6/2022		15.81	723.09
	8/8/2022		16.85	722.05
	11/15/2022		17.57	721.33
	2/8/2023		16.50	722.40
	4/24/2023		14.81	724.09
	7/7/2023		16.45	722.45
	11/7/2023		17.71	721.19
	2/29/2024		16.47	722.43
MW-38D	11/16/2020	739.17	17.91	721.26
	3/1/2021		16.49	722.68
	8/12/2021		15.92	723.25
	3/17/2022		13.69	725.48
	6/6/2022		15.63	723.54
	8/8/2022		17.12	722.05
	11/15/2022		17.82	721.35
	2/8/2023		16.78	722.39
	4/24/2023		15.10	724.07
	7/7/2023		16.71	722.46
	11/7/2023		18.01	721.16
	2/29/2024		16.80	722.37
MW-39	11/16/2020	739.33	17.95	721.38
	3/1/2021		16.59	722.74
	8/12/2021		15.87	723.46
	3/17/2022		NS	NS
	6/6/2022		15.49	723.84
	8/8/2022		17.13	722.20
	11/17/2022		NS	NS
	2/8/2023		NS	NS
	4/24/2023		14.65	724.68
	7/7/2023 (DUP-1)		16.70	722.63
	11/7/2023		18.00	721.33
	2/29/2024		16.83	722.50
MW-39D	11/16/2020	739.34	17.96	721.38
	3/1/2021		16.58	722.76
	8/12/2021		15.91	723.43
	3/17/2022		NS	NS
	6/6/2022		15.52	723.82
	8/8/2022		17.18	722.16
	11/17/2022		17.85	721.49
	2/8/2023		16.83	722.51
	4/24/2023		14.69	724.65
	7/7/2023		16.73	722.61
	11/7/2023		18.04	721.30
	2/29/2024		16.76	722.58
MW-40	11/16/2020	738.75	9.11	729.64
	3/1/2021		4.01	734.74
	8/12/2021		7.67	731.08
	3/17/2022		NS	NS
	6/6/2022		7.62	731.13
	8/8/2022		8.82	729.93
	11/16/2022		9.45	729.30
	2/8/2023		5.95	732.80
	4/24/2023		5.28	733.47
	7/7/2023		7.85	730.90
	11/9/2023		9.64	729.11
	2/29/2024		6.95	731.80
MW-40D	11/16/2020	738.52	20.45	718.07
	3/1/2021		13.19	725.33
	8/12/2021		13.26	725.26
	3/17/2022		NS	NS
	6/6/2022		13.26	725.26
	8/8/2022		15.09	723.43
	11/16/2022		15.06	723.46
	2/8/2023		13.75	724.77
	4/24/2023		11.52	727.00
	7/7/2023		14.79	723.73
	11/9/2023		15.65	722.87
	2/29/2024		13.60	724.92

Well Identification	Date	Well Elevation (feet)	Depth to Groundwater	Groundwater Elevation
MW-41	11/16/2020	734.03	13.57	720.46
	3/1/2021		11.88	722.15
	8/12/2021		12.24	721.79
	3/17/2022		NS	NS
	6/6/2022		11.98	722.05
	8/8/2022		12.78	721.25
	11/17/2022		13.63	720.40
	2/8/2023		12.27	721.76
	4/24/2023		11.40	722.63
	7/12/2023		12.77	721.26
	11/9/2023		13.77	720.26
	2/29/2024		12.71	721.32
MW-41D	11/16/2020	734.02	13.56	720.46
	3/1/2021		11.86	722.16
	8/12/2021		12.23	721.79
	3/17/2022		10.41	723.61
	6/6/2022		11.95	722.07
	8/8/2022		12.76	721.26
	11/17/2022		13.60	720.42
	2/8/2023		12.60	721.42
	4/24/2023		11.58	722.44
	7/12/2023		12.75	721.27
	11/9/2023		13.72	720.30
	2/29/2024		12.68	721.34
MW-42	11/16/2020	732.26	11.95	720.31
	3/1/2021		9.87	722.39
	8/12/2021		10.79	721.47
	3/15/2022		8.74	723.52
	6/6/2022		11.90	720.36
	8/8/2022		11.29	720.97
	11/18/2022		11.99	720.27
	2/8/2023		10.65	721.61
	4/23/2024		9.99	722.27
	7/11/2023		11.22	721.04
	11/8/2023		12.11	720.15
	2/29/2024		11.10	721.16
MW-42D	11/16/2020	732.23	12.03	720.20
	3/1/2021		9.81	722.42
	8/12/2021		10.90	721.33
	3/15/2022		8.44	723.79
	6/6/2022		11.99	720.24
	8/8/2022		11.26	720.97
	11/18/2022		11.96	720.27
	2/8/2023		10.61	721.62
	4/24/2023		9.96	722.27
	7/11/2023		11.18	721.05
	11/8/2023		12.10	720.13
	2/29/2024		11.02	721.21
MW-43	11/16/2020	733.36	12.99	720.37
	3/1/2021		10.34	723.02
	8/12/2021		11.95	721.41
	3/16/2022		9.58	723.78
	6/6/2022		11.81	721.55
	8/8/2022		12.33	721.03
	11/16/2022		13.05	720.31
	2/8/2023		11.66	721.70
	4/24/2023		11.11	722.25
	7/7/2023		12.29	721.07
	11/13/2023		13.13	720.23
	2/29/2024		12.20	721.16
MW-43D	11/16/2020	733.17	12.81	720.36
	3/1/2021		10.27	722.90
	8/12/2021		11.76	721.41
	3/16/2022		9.44	723.73
	6/6/2022		11.77	721.40
	8/8/2022		12.11	721.06
	11/16/2022		12.86	720.31
	2/8/2023		11.48	721.69
	4/24/2023		10.93	722.24
	7/7/2023		12.10	721.07
	11/13/2023		12.93	720.24
	2/29/2024		11.97	721.20
MW-44	11/16/2020	728.73	8.37	720.36
	3/1/2021		6.55	722.18
	8/12/2021		7.19	721.54
	3/17/2022		5.41	723.32
	6/6/2022		7.19	721.54
	8/8/2022		7.95	720.78
	11/15/2022		8.40	720.33
	2/8/2023		7.43	721.30
	4/24/2023		6.67	722.06
	7/7/2023		7.65	721.08
	11/9/2023		8.52	720.21
	2/29/2024		7.50	721.23

Well Identification	Date	Well Elevation (feet)	Depth to Groundwater	Groundwater Elevation
MW-44D	11/16/2020	728.71	8.35	720.36
	3/1/2021		6.54	722.17
	8/12/2021		7.19	721.52
	3/17/2022		5.39	723.32
	6/6/2022		7.08	721.63
	8/8/2022		7.97	720.74
	11/15/2022		8.39	720.32
	2/8/2023		7.39	721.32
	4/24/2023		6.66	722.05
	7/7/2023		7.65	721.06
	11/9/2023		8.50	720.21
	2/29/2024		7.55	721.16
MW-45	11/16/2020	729.59	9.41	720.18
	3/1/2021		7.42	722.17
	8/12/2021		8.50	721.09
	3/17/2022		6.85	722.74
	6/6/2022		8.10	721.49
	8/8/2022		9.06	720.53
	11/17/2022		9.51	720.08
	2/8/2023		8.11	721.48
	4/24/2023		8.00	721.59
	7/7/2023		8.81	720.78
	11/9/2023		9.34	720.25
	2/29/2024		8.60	720.99
MW-45D	11/16/2020	729.34	9.17	720.17
	3/1/2021		7.20	722.14
	8/12/2021		8.25	721.09
	3/17/2022		6.60	722.74
	6/6/2022		7.87	721.47
	8/8/2022		8.85	720.49
	11/21/2022		9.25	720.09
	2/8/2023		7.87	721.47
	4/24/2023		9.34	720.00
	7/7/2023		8.55	720.79
	11/8/2023		9.58	719.76
	2/29/2024		8.27	721.07
MW-46	11/16/2020	730.43	9.74	720.69
	3/1/2021		6.89	723.54
	8/12/2021		9.77	720.66
	3/17/2022		NS	NS
	6/6/2022		9.56	720.87
	8/8/2022		9.07	721.36
	11/22/2022		9.99	720.44
	2/8/2023		8.28	722.15
	4/24/2023		9.19	721.24
	7/7/2023		9.78	720.65
	11/10/2023		10.13	720.30
	2/29/2024		9.14	721.29
MW-46I	11/16/2020	730.74	10.01	720.73
	3/1/2021		7.17	723.57
	8/12/2021		9.85	720.89
	3/17/2022		NS	NS
	6/6/2022		9.48	721.26
	8/8/2022		9.34	721.40
	11/22/2022		10.31	720.43
	2/8/2023		8.55	722.19
	4/24/2023		9.46	721.28
	7/11/2023		10.00	720.74
	11/10/2023		10.38	720.36
	2/29/2024		9.38	721.36
MW-46D	11/16/2020	730.65	9.91	720.74
	3/1/2021		7.05	723.60
	8/12/2021		9.96	720.69
	3/17/2022		NS	NS
	6/6/2022		9.79	720.86
	8/8/2022		9.25	721.40
	11/22/2022		10.21	720.44
	2/8/2023		8.43	722.22
	4/24/2023		9.34	721.31
	7/7/2023		9.80	720.85
	11/10/2023		10.29	720.36
	2/29/2024		9.21	721.44
MW-47	11/16/2020	728.74	8.34	720.40
	3/1/2021		4.16	724.58
	8/12/2021		7.37	721.37
	3/17/2022		NS	NS
	6/6/2022		7.79	720.95
	8/8/2022		7.63	721.11
	11/21/2022		8.76	719.98
	2/8/2023		5.03	723.71
	4/24/2023		6.70	722.04
	7/7/2023		7.70	721.04
	11/10/2023		9.30	719.44
	2/29/2024		6.89	721.85

Well Identification	Date	Well Elevation (feet)	Depth to Groundwater	Groundwater Elevation
MW-47I	11/16/2020	729.58	8.12	721.46
	3/1/2021		5.31	724.27
	8/12/2021		8.01	721.57
	3/17/2022		NS	NS
	6/6/2022		7.89	721.69
	8/8/2022		7.45	722.13
	11/21/2022		8.24	721.34
	2/8/2023		6.72	722.86
	4/24/2023		7.41	722.17
	7/7/2023		7.95	721.63
	11/10/2023		8.41	721.17
	2/29/2024		7.40	722.18
MW-47D	11/16/2020	728.33	7.81	720.52
	3/1/2021		5.01	723.32
	8/12/2021		7.72	720.61
	3/17/2022		NS	NS
	6/6/2022		7.98	720.35
	8/8/2022		7.10	721.23
	11/21/2022		8.02	720.31
	2/8/2023		6.41	721.92
	4/24/2023		7.10	721.23
	7/7/2023		7.66	720.67
	1/10/2023		8.11	720.22
	2/29/2024		7.06	721.27
MW-48	11/16/2020	728.49	8.76	719.73
	3/1/2021		6.11	722.38
	8/12/2021		8.60	719.89
	3/17/2022		7.75	720.74
	6/6/2022		9.95	718.54
	8/8/2022		7.11	721.38
	11/21/2022		8.91	719.58
	2/8/2023		7.80	720.69
	4/24/2023		8.33	720.16
	7/7/2023		8.54	719.95
	11/10/2023		8.93	719.56
	2/29/2024		8.13	720.36
MW-48D	11/16/2020	727.77	8.04	719.73
	3/1/2021		5.27	722.50
	8/12/2021		9.92	717.85
	3/17/2022		6.12	721.65
	6/6/2022		7.53	720.24
	8/8/2022		8.08	719.69
	11/21/2022		8.32	719.45
	2/8/2023		6.83	720.94
	4/24/2023		7.97	719.80
	7/7/2023		8.21	719.56
	11/10/2023		8.46	719.31
	2/29/2024		7.42	720.35
MW-49	11/16/2020	725.01	5.97	719.04
	3/1/2021		3.62	721.39
	8/12/2021		6.01	719.00
	3/17/2022		NS	NS
	6/6/2022		5.53	719.48
	8/8/2022		5.88	719.13
	11/21/2022		6.26	718.75
	2/8/2023		5.24	719.77
	4/24/2023		5.35	719.66
	7/7/2023		5.81	719.20
	11/10/2023		6.34	718.67
	2/29/2024		5.14	719.87
MW-49D	11/16/2020	725.11	5.78	719.33
	3/1/2021		4.38	720.73
	8/12/2021		5.49	719.62
	3/17/2022		NS	NS
	6/6/2022		4.59	720.52
	8/8/2022		5.57	719.54
	11/21/2022		5.92	719.19
	2/8/2023		4.45	720.66
	4/24/2023		4.46	720.65
	7/7/2023		5.50	719.61
	11/10/2023		5.62	719.49
	2/29/2024		5.53	719.58
MW-50	8/12/2021	737.81	4.41	733.40
	3/17/2022		1.04	736.77
	6/6/2022		2.13	735.68
	8/8/2022		3.47	734.34
	11/16/2022		4.29	733.52
	2/8/2023		2.01	735.80
	4/24/2023		1.51	736.30
	7/7/2023		2.96	734.85
	11/9/2023		5.02	732.79
	2/29/2024		1.00	736.81

Well Identification	Date	Well Elevation (feet)	Depth to Groundwater	Groundwater Elevation
MW-50D	8/12/2021	737.61	2.16	735.45
	3/17/2022		1.06	736.55
	6/6/2022		1.69	735.92
	8/8/2022		3.14	734.47
	11/16/2022		4.07	733.54
	2/8/2023		1.78	735.83
	4/24/2023		1.31	736.30
	7/7/2023		2.75	734.86
	11/9/2023		5.86	731.75
	2/29/2024		1.00	736.61
MW-51	8/12/2021	737.82	6.55	731.27
	3/17/2022		3.71	734.11
	6/6/2022		5.91	731.91
	8/8/2022		7.55	730.27
	11/16/2022		7.41	730.41
	2/8/2023		5.85	731.97
	4/24/2023		4.45	733.37
	7/7/2023		6.72	731.10
	11/7/2023		8.54	729.28
	2/29/2024		5.77	732.05
MW-52	8/12/2021	739.64	8.56	731.08
	3/17/2022		NS	NS
	6/6/2022		7.90	731.74
	8/8/2022		9.33	730.31
	11/16/2022		10.18	729.46
	2/8/2023		7.77	731.87
	4/24/2023		6.76	732.88
	7/7/2023		8.35	731.29
	11/9/2023		10.36	729.28
	2/29/2024		7.65	731.99
MW-52D	8/12/2021	739.46	8.42	731.04
	3/17/2022		NS	NS
	6/6/2022		7.44	732.02
	8/8/2022		9.28	730.18
	11/16/2022		10.14	729.32
	2/8/2023		7.65	731.81
	4/24/2023		6.71	732.75
	7/7/2023		8.38	731.08
	11/9/2023		10.25	729.21
	2/29/2024		7.59	731.87
MW-53S	11/17/2022	732.16	11.82	720.34
	2/8/2023		10.40	721.76
	4/24/2023		10.26	721.90
	7/7/2023		NS	NS
	1/8/2023		11.91	720.25
	2/29/2024		10.97	721.19
MW-53D	11/17/2022	732.13	11.83	720.3
	2/8/2023		10.53	721.6
	4/24/2023		10.31	721.82
	7/7/2023		NS	NS
	11/8/2023		12.00	720.13
	2/29/2024		11.00	721.13
MW-54S	11/17/2022	732.1	11.74	720.36
	2/8/2023		10.35	721.75
	4/24/2023		10.23	721.87
	7/7/2023		NS	NS
	11/8/2023		11.89	720.21
	2/29/2024		10.95	721.15
MW-54D	11/17/2022	731.81	11.42	720.39
	2/8/2023		10.08	721.73
	4/24/2023		9.9	721.91
	7/7/2023		NS	NS
	11/8/2023		11.57	720.24
	2/29/2024		10.54	721.27
MW-55S	11/17/2022	731.37	12.08	719.29
	2/8/2023		10.79	720.58
	4/24/2023		10.58	720.79
	7/7/2023		NS	NS
	11/8/2023		12.19	719.18
	2/29/2024		11.25	720.12
MW-55D	11/17/2022	731.88	11.84	720.04
	2/8/2023		10.2	721.68
	4/24/2023		10.05	721.83
	7/7/2023		NS	NS
	11/8/2023		11.68	720.2
	2/29/2024		10.66	721.22

Well Identification	Date	Well Elevation (feet)	Depth to Groundwater	Groundwater Elevation
MW-56S	11/17/2022	731.75	11.38	720.37
	2/8/2023		10.00	721.75
	4/24/2023		10.00	721.75
	7/7/2023		NS	NS
	11/8/2023		11.49	720.26
	2/29/2024		10.49	721.26
MW-56D	11/17/2022	733.12	12.81	720.31
	2/8/2023		11.41	721.71
	4/24/2023		11.41	721.71
	7/7/2023		NS	NS
	11/8/2023		12.99	720.13
	2/29/2024		11.91	721.21
MW-57S	11/17/2022	731.13	10.82	720.31
	2/8/2023		9.53	721.6
	4/24/2023		9.46	721.67
	7/7/2023		NS	NS
	11/8/2023		11.89	719.24
	2/29/2024		9.99	721.14
MW-57D	11/17/2022	731.47	11.33	720.14
	2/8/2023		9.85	721.62
	4/24/2023		9.82	721.65
	7/7/2023		NS	NS
	11/8/2023		11.27	720.2
	2/29/2024		10.31	721.16
MW-58S	11/17/2022	731.44	11.31	720.13
	2/8/2023		9.88	721.56
	4/23/2024		9.83	721.61
	7/7/2023		NS	NS
	11/8/2023		11.45	719.99
	2/29/2024		10.31	721.13
MW-58D	11/17/2022	731.48	11.21	720.27
	2/8/2023		9.91	721.57
	4/24/2023		9.86	721.62
	7/7/2023		NS	NS
	11/8/2023		11.36	720.12
	2/29/2024		10.38	721.1
MW-59D (TMW-8D)	11/5/2021	728.38	6.10	721.49
	12/1/2021		6.58	721.01
	3/17/2022		NS	NS
	6/2022		TMW-8D converted to MW59D	
	2/8/2023		6.77	721.61
	4/24/2023		7.06	721.32
	7/7/2023		NS	NS
	12/11/2023		8.6	719.78
	2/29/2024		7.19	721.19
MW-60S (TMW-9S)	11/5/2021	730.34	7.90	721.50
	12/1/2021		8.40	721.00
	3/17/2022		NS	NS
	6/2022		TMW-9S converted to MW-60S	
	2/8/2023		8.80	721.54
	4/24/2023		9.09	721.25
	7/7/2023		NS	NS
	12/11/2023		10.32	720.02
	2/29/2024		9.22	721.12
MW-60I (TMW-9I)	11/5/2021	730.26	6.80	721.54
	12/1/2021		7.33	721.01
	3/17/2022		NS	NS
	6/2022		TMW-9I converted to MW-60I	
	2/8/2023		8.88	721.38
	4/24/2023		9	721.26
	7/7/2023		NS	NS
	12/11/2023		10.21	720.05
	2/29/2024		9.13	721.13
MW-60D (TMW-9D)	11/5/2021	730.22	8.00	722.00
	12/1/2021		8.49	721.51
	3/17/2022		NS	NS
	6/2022		TMW-9D converted to MW60D	
	2/8/2023		8.80	721.42
	4/24/2023		8.93	721.29
	7/7/2023		NS	NS
	12/11/2023		10.26	719.96
	2/29/2024		9.08	721.14

Well Identification	Date	Well Elevation (feet)	Depth to Groundwater	Groundwater Elevation
MW-61I (TMW-10I)	11/5/2021	730.74	7.50	721.46
	12/1/2021		7.98	720.98
	3/17/2022		NS	NS
	6/2022		TMW10I converted to MW-61I	
	2/8/2023		9.28	721.46
	4/24/2023		9.5	721.24
	7/7/2023		NS	NS
	12/11/2023		10.75	719.99
	2/29/2024		9.78	720.96
MW-61D (TMW-10D)	11/5/2021	730.80	8.60	721.40
	12/1/2021		9.01	720.99
	3/17/2022		NS	NS
	6/2022		TMW-10D converted to MW-61D	
	2/8/2023		9.21	721.59
	4/24/2023		9.57	721.23
	7/7/2023		NS	NS
	12/11/2023		11.35	719.45
	2/29/2024		9.85	720.95
MW-62I (TMW-12I)	12/1/2021	728.03	6.87	720.83
	3/17/2022		NS	NS
	6/2022		TMW-12I converted to MW-62I	
	2/8/2023		6.04	721.99
	4/24/2023		6.89	721.14
	7/7/2023		NS	NS
	12/11/2023		7.95	720.08
	2/29/2024		6.72	721.31
MW-62D (TMW-12D)	11/5/2021	728.12	5.60	721.43
	12/1/2021		6.18	720.85
	3/17/2022		NS	NS
	6/2022		TMW-12D converted to MW-62D	
	2/8/2023		6.20	721.92
	4/24/2023		6.92	721.20
	7/7/2023		NS	NS
	12/11/2023		8.02	720.10
	2/29/2024		6.85	721.27
MW-63I (TMW-13I)	11/5/2021	728.70	6.40	721.50
	12/1/2021		6.91	720.99
	3/17/2022		NS	NS
	6/2022		TMW-13I converted to MW-63I	
	2/8/2023		6.81	721.89
	4/24/2023		7.49	721.21
	7/7/2023		NS	NS
	12/12/2023		8.46	720.24
	2/29/2024		7.48	721.22
MW-63D (TMW-13D)	11/5/2021	728.69	6.60	721.58
	12/1/2021		7.11	721.07
	3/17/2022		NS	NS
	6/2022		MW-13D converted to MW-63D	
	2/8/2023		6.82	721.87
	4/24/2023		7.4	721.29
	7/7/2023		NS	NS
	12/12/2023		8.63	720.06
	2/29/2024		7.44	721.25
MW-64I	2/8/2023	729.86	7.71	722.15
	4/24/2023		8.84	721.02
	7/7/2023		NS	NS
	11/10/2023		9.5	720.36
	2/29/2024		8.49	721.37
MW-64D	2/8/2023	729.81	7.59	722.22
	4/24/2023		8.68	721.13
	7/7/2023		NS	NS
	11/10/2023		9.34	720.47
	2/29/2024		8.32	721.49
TMW-8S	11/5/2021	272.04	4.60	267.44
	12/1/2021		4.74	267.30
	3/17/2022		NS	NS
	6/2022		Well Abandoned	
TMW-10S	11/5/2021	729.90	8.40	721.50
	12/1/2021		8.90	721.00
	3/17/2022		NS	NS
	6/2022		Well Abandoned	
TMW-11D	11/5/2021	727.69	6.20	721.49
	12/1/2021		6.64	721.05
	3/17/2022		NS	NS
	6/2022		Well Abandoned	
TMW-14	11/5/2021	728.73	7.60	721.13
	12/1/2021		8.08	720.65
	3/17/2022		NS	NS
	6/2022		Well Abandoned	

TABLE 3
1Q2024 PRE AND POST INJECTION FIELD PARAMETERS
HRID / Former Hoagland Tomato Cannery Property
Franklin, Indiana

Sample Identification	Date Collected	pH	Oxidation-Reduction Potential (mV)	Dissolved Oxygen (mg/L)
HRID Property Quarterly Wells				
MW-11	11/17/2020	7.08	71	0.37
	Remedial Injections - Fall 2021			
	3/14/2022	NS	NS	NS
	6/6/2022	7.55	-135.1	0.04
	8/9/2022	7.28	-113.2	0.09
	11/14/2022	6.47	-205.1	0.09
	2/9/2023	5.48	103.3	0.00
	4/25/2023	5.69	283.6	0.00
	7/7/2023	6.54	109.2	0.00
	11/7/2023	6.64	10.6	0.00
	2/29/2024	6.91	-87.0	0.12
MW-12	08/18/2021	7.52	148	2.93
	Remedial Injections - Fall 2021			
	03/14/2022	7.02	203	3.53
	6/8/2022	7.24	66.4	2.24
	8/10/2022	7.00	183.3	1.92
	11/18/2022	6.58	271.4	0.69
	2/10/2023	6.47	17.6	0.86
	4/24/2023	5.83	276.4	2.31
	7/12/2023	6.50	66.0	1.21
	11/13/2023	6.34	81.0	0.33
	2/29/2024	7.59	-147.8	0.02
MW-12D	08/17/2021	7.52	-29	0.00
	Remedial Injections - Fall 2021			
	03/14/2022	8.29	374	0.00
	6/8/2022	8.71	-386.6	0.01
	8/10/2022	8.27	-249.4	0.01
	11/17/2022	7.77	-258.8	0.00
	2/10/2023	7.81	-80.7	0.00
	4/24/2023	6.61	156.7	0.00
	7/12/2023	7.03	69.2	0.00
	11/13/2023	6.75	66.3	0.00
	2/29/2024	7.16	-60.1	0.45
MW-14	11/18/2020	7.28	-55	0.00
	Remedial Injections - Fall 2021			
	03/16/2022	7.29	-40.00	0.03
	6/8/2022	7.86	-145.7	0.03
	8/11/2022	7.67	-68.5	0.07
	11/16/2022	7.69	-1	0.22
	2/16/2023	7.49	-97.4	0.03
	5/1/2023	6.37	100.3	0.47
	7/12/2023	6.94	155.9	0.01
	11/13/2023	6.52	115.4	0.02
	2/29/2024	7.35	-73.6	0
MW-14D	11/18/2020	6.96	21	0.00
	Remedial Injections - Fall 2021			
	03/16/2022	6.7	6.3	0.00
	6/8/2022	7.27	-86.4	0.02
	8/11/2022	7.21	-21.5	0.04
	11/16/2022	7.18	284.7	0.09
	2/16/2023	7.08	-43.0	0.05
	5/1/2023	5.86	130.8	0.00
	7/12/2023	6.58	182.4	0.00
	11/13/2023	6.36	108.3	0.00
	2/29/2024	7.06	-44.3	0.11

Sample Identification	Date Collected	pH	Oxidation-Reduction Potential (mV)	Dissolved Oxygen (mg/L)
MW-15	08/13/2021	7.41	274	0.54
	Remedial Injections - Fall 2021			
	03/16/2022	6.95	77	3.11
	6/9/2022	7.27	-4.4	0.06
	8/11/2022	7.21	44.6	0.03
	11/16/2022	7.24	19.5	0.36
	2/17/2023	7.28	0.7	0.04
	5/1/2023	6.01	111.3	0.74
	7/12/2023	6.70	149.3	0.14
	11/13/2023	6.29	176.1	0.13
	2/29/2024	7.07	-85.1	0.06
MW-15D	08/13/2021	7.73	-85	0.12
	Remedial Injections - Fall 2021			
	03/16/2022	6.85	-56	0.00
	6/9/2022	7.31	-94	0.02
	8/11/2022	7.18	-1.7	0.08
	11/16/2022	7.21	4.8	0.04
	2/17/2023	7.29	-86.7	0.04
	5/1/2023	5.92	114.5	0.00
	7/12/2023	6.65	141.1	0.00
	11/13/2023	6.36	146.8	0.00
	2/29/2024	7.6	-0.8	7.27
MW-22	08/13/2021	6.94	152	1.97
	Remedial Injections - Fall 2021			
	03/15/2022	6.78	22	1.75
	6/8/2022	7.19	-39.4	0.03
	8/9/2022	6.68	-17.2	0.01
	11/17/2022	6.81	-67.6	0.00
	2/9/2023	6.01	93.3	0.04
	4/24/2023	5.73	131.3	0.68
	7/11/2023	6.62	81.4	0.00
	11/8/2023	6.85	-45	0.86
	2/29/2024	6.83	-52.0	0.34
MW-22D	08/13/2021	7.03	113	2.17
	Remedial Injections - Fall 2021			
	03/15/2022	7.01	-17	0.00
	6/8/2022	7.36	47.7	0.05
	8/9/2022	6.85	46.7	0.03
	11/17/2022	7.03	16.6	0.00
	2/15/2023	5.46	145.9	0.00
	4/25/2023	5.86	269.2	0.00
	7/11/2023	6.67	80.4	0.00
	11/8/2023	6.71	14	0.18
	2/29/2024	6.91	-52.1	0.02
MW-23	3/11/2019	6.98	106	1.66
	Remedial Injections - Fall 2021			
	03/15/2022	6.81	-137	0.01
	6/6/2022	6.59	-45.7	0.05
	8/9/2022	6.6	-80.7	0.57
	11/14/2022	5.97	-120.9	1.16
	2/9/2023	6.12	80.1	0.02
	5/1/2023	5.68	213.0	0.05
	7/11/2023	6.07	79.7	0.13
	11/7/2023	5.99	85.6	0.00
	2/29/2024	6.59	-94.9	0.02

Sample Identification	Date Collected	pH	Oxidation-Reduction Potential (mV)	Dissolved Oxygen (mg/L)
MW-24	08/18/2021	7.44	186	3.45
	Remedial Injections - Fall 2021			
	03/17/2022	6.96	75	2.68
	6/7/2022	7.28	162.1	0.20
	8/8/2022	7.12	102.2	0.21
	11/15/2022	6.81	48	1.24
	2/17/2023	7.01	237.1	0.59
	5/2/2023	5.77	311.5	1.39
	7/7/2023	6.12	206.3	0.07
	11/7/2023	6.44	126.8	0.41
	2/29/2024	6.7	20.4	0.32
MW-26	08/12/2021	6.75	182	2.72
	Remedial Injections - Fall 2021			
	03/16/2022	7.31	-130	0.01
	6/6/2022	7.45	-109.4	0.13
	8/8/2022	7.22	-80.9	0.01
	11/15/2022	6.92	-49.9	0.09
	2/16/2023	6.90	6.9	0.96
	5/2/2023	5.70	294.7	0.14
	7/10/2023	6.39	182.1	0.70
	11/7/2023	6.59	-21.9	0.17
	2/29/2024	6.8	27.5	1.68
MW-32 (Deep Well paired with MW-26)	08/12/2021	7.07	144	1.21
	Remedial Injections - Fall 2021			
	03/16/2022	7.14	19	0.1
	6/6/2022	7.25	37.3	0.08
	8/8/2022	7.19	168.8	0.08
	11/15/2022	6.95	23.1	0.00
	2/16/2023	7.03	42.5	0.02
	5/2/2023	5.93	291.4	1.21
	7/10/2023	6.53	173.1	0.06
	11/9/2023	6.92	131	0.16
	2/29/2024	6.92	18.4	0.35
MW-29	3/27/2019	7.04	99	4.41
	Remedial Injections - Fall 2021			
	03/14/2022	7.13	-178	0.00
	6/8/2022	7.22	-86	0.19
	8/10/2022	7.04	-70.2	0.00
	11/17/2022	6.82	-95	0.00
	2/9/2023	5.84	87.0	0.05
	4/24/2023	5.87	112.2	0.01
	7/7/2023	6.52	94.7	0.00
	11/8/2023	6.59	-99.0	2.98
	2/29/2024	7.18	-95.6	0.00
MW-29D	08/16/2021	7.15	-84	0.21
	Remedial Injections - Fall 2021			
	03/14/2022	7.13	-87	0.00
	6/8/2022	7.29	-28.0	0.03
	8/10/2022	7.15	4.5	0.02
	11/17/2022	6.68	-45.6	0.00
	2/9/2023	6.45	43.0	0.00
	4/24/2023	5.90	106.3	0.00
	7/7/2023	6.46	86.1	0.00
	11/8/2023	6.72	15	0.10
	2/29/2024	7.19	-68.6	0.00

Sample Identification	Date Collected	pH	Oxidation-Reduction Potential (mV)	Dissolved Oxygen (mg/L)
MW-30	08/16/2021	7.33	-10	0.39
	Remedial Injections - Fall 2021			
	03/15/2022	7.09	-127	0.04
	6/6/2022	7.39	-111.4	0.10
	8/9/2022	7.25	-122.5	0.12
	11/14/2022	6.48	-194.8	0.11
	2/9/2023	6.39	79.3	0.00
	4/25/2023	5.87	208.8	0.14
	7/7/2023	6.63	161.7	0.00
	11/7/2023	6.49	10.5	0.28
	2/29/2024	6.84	-93.1	0.02
MW-33	08/13/2021	7.14	145	0.71
	Remedial Injections - Fall 2021			
	03/16/2022	7.18	10	0.00
	6/7/2022	7.31	153.6	0.06
	8/9/2022	7.00	62	0.03
	11/16/2022	7.2	50	0.03
	2/17/2023	7.21	190.1	0.01
	4/25/2023	5.83	288.7	0.00
	7/10/2023	6.56	175.4	0.00
	11/7/2023	6.64	99	0.40
	2/29/2024	7.09	-28.3	0.02
MW-33D	08/13/2021	7.19	70	0.74
	Remedial Injections - Fall 2021			
	03/16/2022	7.17	-32	0.15
	6/7/2022	7.38	41.6	0.03
	8/9/2022	6.99	69.9	0.00
	11/16/2022	7.2	59.4	0.04
	2/10/2023	6.69	28.7	0.00
	4/25/2023	5.84	293.2	0.00
	7/10/2023	6.53	176.1	0.00
	11/7/2023	6.82	62	0.32
	2/29/2024	NS	NS	NS
MW-36	08/18/2021	7.58	189	3.43
	Remedial Injections - Fall 2021			
	03/17/2022	6.93	65	7.31
	6/9/2022	7.38	375	4.91
	8/8/2022	7.08	187.9	1.20
	11/15/2022	6.94	252.8	2.59
	2/17/2023	7.22	240.4	5.44
	5/2/2023	6.12	304.6	7.01
	7/12/2023	6.61	143.2	3.00
	11/13/2023	6.38	82.8	2.63
	2/29/2024	7.12	4.5	7.22
MW-37	08/16/2021	7.05	151	3.05
	Remedial Injections - Fall 2021			
	03/16/2022	7.14	10	0.03
	6/6/2022	7.32	14.3	0.23
	8/8/2022	7.12	122.7	0.11
	11/15/2022	6.86	9.5	0.03
	2/9/2023	5.6	98.1	0.05
	4/25/2023	5.91	155.3	1.14
	7/7/2023	6.37	197.2	0.16
	11/9/2023	7.76	152	0.41
	2/29/2024	6.77	9.5	0.97

Sample Identification	Date Collected	pH	Oxidation-Reduction Potential (mV)	Dissolved Oxygen (mg/L)
MW-39	08/13/2021	6.82	139	3.26
	Remedial Injections - Fall 2021			
	03/16/2022	6.9	132	1.15
	6/6/2022	7.09	86.2	1.25
	8/8/2022	7.12	-44.6	0.05
	11/17/2022	Well obstructed and not sampled		
	2/9/2023	NS	NS	NS
	4/24/2023	5.64	274.1	0.90
	7/7/2023	6.23	208.7	0.08
	11/7/2023	6.77	-66	0.38
	2/29/2024	6.78	7.3	4.17
MW-40	08/16/2021	7.29	16	0.14
	Remedial Injections - Fall 2021			
	03/16/2022	6.76	84	0.00
	6/7/2022	7.79	-104.1	0.07
	8/10/2022	6.83	78.9	0.39
	11/16/2022	6.79	17.8	0.00
	2/16/2023	6.91	7.4	0.00
	4/24/2023	5.56	263.9	0.00
	7/7/2023	6.37	198.0	0.00
	11/9/2023	6.24	228.9	0.01
	2/29/2024	6.83	-33.1	0.20
MW-41	08/13/2021	6.98	115	1.09
	Remedial Injections - Fall 2021			
	03/14/2022	7.18	-110	0.09
	6/8/2022	7.32	-87.9	0.03
	8/10/2022	7.04	13.2	0.04
	11/17/2022	6.68	-40.5	0.00
	2/16/2023	6.91	-87.0	0.02
	4/25/2023	5.93	143.8	0.00
	7/12/2023	6.44	107.9	0.00
	11/9/2023	7.62	-99	0.27
	2/29/2024	7.06	-73.3	0.00
MW-41D	08/13/2021	7.05	-40	0.23
	Remedial Injections - Fall 2021			
	03/17/2022	6.98	-78	0.00
	6/8/2022	7.5	-136	0.04
	8/10/2022	7.24	-80.6	0.06
	11/17/2022	6.86	-98.4	0.00
	2/14/2023	6.57	71.0	0.00
	5/1/2023	5.93	111.2	0.00
	7/12/2023	6.62	130.9	0.02
	11/9/2023	7.47	-87	0.72
	2/29/2024	7.1	-81.7	0.00
MW-42	08/16/2021	7.07	124	1.1
	Remedial Injections - Fall 2021			
	03/15/2022	7.05	70	5.15
	6/9/2022	7.29	342.7	2.07
	8/10/2022	7.74	78.4	8.87
	11/18/2022	6.59	181.5	0.28
	2/15/2023	6.48	81.2	0.52
	4/25/2023	5.81	296.5	2.19
	7/11/2023	6.64	80.1	0.36
	11/8/2023	6.77	174	1.08
	2/29/2024	7.18	-43.4	0.55

Sample Identification	Date Collected	pH	Oxidation-Reduction Potential (mV)	Dissolved Oxygen (mg/L)
MW-42D	08/16/2021	7.15	-39	0.58
	Remedial Injections - Fall 2021			
	03/15/2022	7.04	-38	0.06
	6/9/2022	7.35	-49.4	0.03
	8/10/2022	7.18	10.8	0.00
	11/18/2022	6.63	-12.6	0.00
	2/15/2023	5.67	132.7	0.00
	4/25/2023	5.86	277.7	0.00
	7/11/2023	6.72	79.1	0.00
	11/8/2023	6.8	-22	0.40
	2/29/2024	7.27	-76.4	0.00
MW-43	08/12/2021	6.6	147	2.62
	Remedial Injections - Fall 2021			
	03/16/2022	6.61	106	0.38
	6/9/2022	6.62	87.5	0.04
	8/11/2022	6.75	74.4	0.02
	11/16/2022	6.84	34.8	0.10
	2/17/2023	6.80	84.1	0.90
	4/24/2023	5.56	273.5	0.00
	7/7/2023	6.20	205.1	0.00
	11/13/2023	6.08	239.8	0.04
	2/29/2024	6.80	0.2	0.00
MW-43D	08/12/2021	7.06	-25	0.11
	Remedial Injections - Fall 2021			
	03/16/2022	6.9	8	0.00
	6/9/2022	7.05	-46.1	0.02
	8/11/2022	7.15	2.9	0.00
	11/16/2022	7.13	14.6	0.07
	2/17/2023	7.15	-51.3	0.02
	4/24/2023	5.89	264.5	0.00
	7/7/2023	6.57	199.2	0.00
	11/13/2023	6.29	202.8	0.00
	2/29/2024	6.94	-74.9	0.00
MW-46I	08/17/2021	7.76	-62	0.49
	Remedial Injections - Fall 2021			
	3/15/2022	NS	NS	NS
	6/8/2022	7.38	-110.3	0.04
	8/11/2022	7.27	-59.8	0.04
	11/22/2022	6.58	-70.6	0.00
	2/10/2023	6.56	44.9	0.00
	5/2/2023	5.97	242.6	0.00
	7/11/2023	6.76	63.5	0.00
	11/10/2023	6.47	75.9	0.05
	2/29/2024	7.06	-137.6	0.00
Kasting Property Quaterly Wells				
MW-53S (TMW-1)	3/25/2019	6.87	158	8.66
	Remedial Injections Spring 2022			
	11/16/2022	7.21	78.9	5.4
	2/13/2023	5.48	182.9	4.74
	4/27/2023	6.05	195.2	7.23
	11/8/2023	6.35	122.5	4.74
	2/29/2024	7.04	62.2	5.68
MW-53D (TMW-1D)	3/25/2019	6.86	-42	0.28
	Remedial Injections Spring 2022			
	11/16/2022	7.48	17.7	0.63
	2/15/2023	6.27	204.7	0.00
	4/27/2023	6.07	195.3	0.00
	11/8/2023	6.49	90.2	0.00
	2/29/2024	7.07	-205.3	0.00

Sample Identification	Date Collected	pH	Oxidation-Reduction Potential (mV)	Dissolved Oxygen (mg/L)
MW-54S (TMW-2)	3/26/2019	7.14	113	2.09
	Remedial Injections Spring 2022			
	11/17/2022	7.16	44.9	3.66
	2/13/2023	5.49	193.0	3.06
	4/27/2023	6.11	191.9	3.19
	11/8/2023	6.38	87.3	2.74
	2/29/2024	7.08	29.4	2.22
MW-54D (TMW-2D)	3/26/2019	7.07	-58	0.11
	Remedial Injections Spring 2022			
	11/17/2022	7.34	-0.8	1.05
	2/13/2023	5.81	163.2	0.00
	4/27/2023	6.03	175.2	0.01
	11/8/2023	6.56	48.2	0.00
	2/29/2024	7.07	-228.3	0
MW-55S (TMW-3)	3/26/2019	7.2	158	7.67
	Remedial Injections Spring 2022			
	11/17/2022	7.35	75.5	1.02
	2/15/2023	6.07	236.5	1.36
	4/27/2023	6.13	149.6	1.88
	11/8/2023	6.6	48.1	0.2
	2/29/2024	7.32	-13.1	0.76
MW-55D (TMW-3D)	3/26/2019	7.06	16	0.32
	Remedial Injections Spring 2022			
	11/17/2022	7.67	0.4	0.16
	2/13/2023	6.16	124.9	0.00
	4/27/2023	6.10	152.5	0.00
	11/8/2023	6.8	13.3	0.00
	2/29/2024	7.32	-226.6	0.00
MW-56S (TMW-4)	3/26/2019	7.16	-13	0.47
	Remedial Injections Spring 2022			
	11/17/2022	7.14	72.2	5.38
	2/13/2023	5.4	212.2	3.30
	4/26/2023	6.26	101.5	6.67
	11/8/2023	6.3	121.8	1.71
	2/29/2024	7.08	47	5.96
MW-56D (TMW-4D)	3/26/2019	6.84	-14	0.0
	Remedial Injections Spring 2022			
	11/17/2022	7.48	-20.2	0.14
	2/13/2023	5.7	188.6	0.00
	4/26/2023	6.18	97.6	0.00
	11/8/2023	6.44	119.8	0.01
	2/29/2024	7.01	-233.8	0
MW-57S (TMW-5)	3/26/2019	7.08	84	1.92
	Remedial Injections Spring 2022			
	11/17/2022	7.11	60.3	0.16
	2/15/2023	5.93	244.8	0.61
	4/27/2023	5.95	247.2	2.08
	11/8/2023	6.35	68.9	0.00
	2/29/2024	7.02	-5.9	0.31

Sample Identification	Date Collected	pH	Oxidation-Reduction Potential (mV)	Dissolved Oxygen (mg/L)
MW-57D (TMW-5D)	3/26/2019	7.00	44	0.16
	Remedial Injections Spring 2022			
	11/17/2022	7.26	-21.1	0.05
	2/14/2023	6.58	191.8	0.00
	4/27/2023	5.91	258.9	0.00
	11/8/2023	6.49	44.3	0.00
	2/29/2024	6.91	-238.9	0.00
MW-58S (TMW-6)	3/27/2019	7.28	150	1.29
	Remedial Injections Spring 2022			
	11/17/2022	7.22	33.7	0.33
	2/14/2023	6.54	205.1	1.15
	4/27/2023	6.06	278.6	1.62
	11/8/2023	6.38	64.1	0.79
	2/29/2024	7.12	60.8	1.28
MW-58D (TMW-6D)	3/27/2019	7.12	-25	2.02
	Remedial Injections Spring 2022			
	11/17/2022	7.47	22.7	0.15
	2/14/2023	6.71	221.2	0.00
	4/27/2023	6.07	293.2	0.12
	11/8/2023	6.51	49.7	0.00
	2/29/2024	7.03	-191.8	0.00
MW-59D (TMW-8D)	12/2/2021	7.2	-92	0.77
	Remedial Injections Spring 2022			
	11/17/2022	NS	NS	NS
	2/13/2023	6.71	175.5	0.00
	4/26/2023	6.34	122.2	0.44
	12/11/2023	7.01	-106	6.96
	2/29/2024	7.17	-128.8	0.15
MW-60S (TMW-9S)	12/2/2021	6.91	12	0.62
	Remedial Injections Spring 2022			
	11/17/2022	NS	NS	NS
	2/13/2023	6.60	222.7	0.08
	4/26/2023	5.90	291.8	0.23
	12/11/2023	6.81	70	0.00
	2/29/2024	7.07	-52.6	0.02
MW-60i (TMW-9i)	12/2/2021	7.32	-41	1.2
	Remedial Injections Spring 2022			
	11/17/2022	NS	NS	NS
	2/15/2023	6.04	132.3	0.00
	4/26/2023	6.11	179.4	0.06
	12/11/2023	Jun-93	-109	2.96
	2/29/2024	Jan-00	-230.9	0.00
MW-60D (TMW-9D)	12/2/2021	6.97	-86	0.42
	Remedial Injections Spring 2022			
	11/17/2022	NS	NS	NS
	2/15/2023	6.05	78.8	0.00
	4/26/2023	5.88	123.5	0.00
	12/11/2023	6.9	-107	0.2
	2/29/2024	7.02	-222.6	0.00

Sample Identification	Date Collected	pH	Oxidation-Reduction Potential (mV)	Dissolved Oxygen (mg/L)
MW-61i (TMW-10i)	12/2/2021	6.85	-40	5.94
	Remedial Injections Spring 2022			
	11/17/2022	NS	NS	NS
	2/13/2023	6.69	228.8	0.06
	4/26/2023	6.16	96.0	0.00
	12/11/2023	6.81	-118	2.09
	2/29/2024	7.03	-192.2	0.11
MW-61D (TMW-10D)	12/2/2021	6.94	-87	0.52
	Remedial Injections Spring 2022			
	11/17/2022	NS	NS	NS
	2/10/2023	6.70	15.4	0.01
	4/26/2023	6.08	107.8	0.00
	12/11/2023	6.81	-97	0.00
	2/29/2024	7	-229.7	0.00
MW-62i (TMW-12i)	12/2/2021	6.8	-28	0.4
	Remedial Injections Spring 2022			
	11/17/2022	NS	NS	NS
	2/10/2023	7.01	-25.3	0.00
	4/26/2023	6.03	102.6	0.00
	12/11/2023	6.83	-120	0.00
	2/29/2024	6.9	-175.7	0.00
MW-62D (TMW-12D)	12/1/2021	6.9	-121	6.84
	Remedial Injections Spring 2022			
	11/17/2022	NS	NS	NS
	2/10/2023	6.88	8.2	0.00
	4/26/2023	6.08	92.3	0.01
	12/11/2023	6.89	-141	0.00
	2/29/2024	7.06	-153.7	0.03
MW-63i (TMW-13i)	12/1/2021	6.82	-59	0.3
	Remedial Injections Spring 2022			
	11/17/2022	NS	NS	NS
	2/10/2023	6.67	5.9	0.00
	4/26/2023	5.93	117.8	0.08
	12/11/2023	6.79	-60	7.53
	2/29/2024	7.02	-25.7	0.45
MW-63D (TMW-13D)	12/1/2021	7.06	-105	0.53
	Remedial Injections Spring 2022			
	11/17/2022	NS	NS	NS
	2/10/2023	6.80	-3.3	0.09
	4/26/2023	6.27	101.8	0.00
	12/11/2023	7.12	-115	6.75
	2/29/2024	7.45	-221.9	0.05
MW-64i	No Data			
	Remedial Injections Spring 2022			
	11/22/2022	6.43	-14.3	0
	2/10/2023	6.55	41.3	0.01
	4/26/2023	6.04	102.4	0.00
	11/10/2023	6.38	127.3	0.02
	2/29/2024	7.04	-103.2	0

Sample Identification	Date Collected	pH	Oxidation-Reduction Potential (mV)	Dissolved Oxygen (mg/L)
MW-64D	No Data			
	Remedial Injections Spring 2022			
	11/22/2022	6.92	-30.8	0.06
	2/10/2023	6.90	25.4	0.01
	4/26/2023	6.33	92.3	0.00
	11/10/2023	6.71	169.5	0.00
	2/29/2024	7.51	-179.3	0.05

Notes

ORP <0.0 mV or DO <1.0 mg/L

NS = Not Sampled

TABLE 4

1Q2024 ON-SITE GROUNDWATER ANALYTICAL RESULTS AND POST-INJECTION TRENDS
HRID / Former Hoagland Tomato Cannery Property
Franklin, Indiana

		PCE	TCE	cDCE	tDCE	VC
IDEM RCG Residential TWSL's		**5**	**5**	**70**	**100**	**2**
IDEM RCG Residential VESL's		**110**	**9.1**	**NE**	**NE**	**2.1**
IDEM RCG Industrial VESL's		**470**	**38**	**NE**	**NE**	**35**
Sample Identification	**Date Collected**	**Analytical Results in micrograms per liter (ug/L)**				
Quarterly Wells						
MW-11	3/29/2019	**45.3**	**31.5**	<5.0	<5.0	<2.0
	11/17/2020	**110**	**37.5**	<5.0	<5.0	<2.0
	Remedial Injections - Fall 2021					
	3/14/2022	NS	NS	NS	NS	NS
	6/6/2022	**40.6**	**14.8**	**298**	<5.0	<2.0
	08/09/2022	**9.0**	**6.4**	**280**	<5.0	<2.0
	11/14/2022	<5.0	<5.0	**187**	<5.0	**7.5**
	02/09/2023	<5.0	<5.0	**26.1**	<5.0	<2.0
	04/25/2023	**10.8**	<5.0	**23.6**	<5.0	**4.4**
	7/7/2023	<5.0	<5.0	**99.2**	<5.0	<2.0
	11/07/2023	**5.5**	**8.9**	**111**	<5.0	<2.0
	03/01/2024	<5.0	<5.0	**72.4**	<5.0	**7.5**
	CHANGE	↓	↓	↑	NA	↑
MW-12	11/17/2020	<5.0	**55.3**	<5.0	<5.0	<2.0
	08/18/2021	<5.0	**39.2**	<5.0	<5.0	<2.0
	Remedial Injections - Fall 2021					
	03/14/2022	<5.0	**24.5**	<5.0	<5.0	<2.0
	6/8/2022	<5.0	**48.7**	<5.0	<5.0	<2.0
	08/10/2022	<5.0	**52.6**	<5.0	<5.0	<2.0
	11/18/2022	<5.0	**51.5**	<5.0	<5.0	<2.0
	02/10/2023	<5.0	**51.3**	<5.0	<5.0	<2.0
	4/24/2023	<5.0	**38.6**	<5.0	<5.0	<2.0
	7/12/2023	<5.0	**58.8**	<5.0	<5.0	<2.0
	11/13/2023	<5.0	**63.5**	<5.0	<5.0	**2.2**
	03/04/2024	<5.0	**54.8***	<5.0	<5.0	**6.1***
	CHANGE	NA		NA	NA	↑
MW-12D	11/17/2020	<5.0	<5.0	<5.0	<5.0	<2.0
	08/17/2021	<5.0	<5.0	<5.0	<5.0	<2.0
	Remedial Injections - Fall 2021					
	03/14/2022	<5.0	<5.0	<5.0	<5.0	<2.0
	6/8/2022	<5.0	<5.0	<5.0	<5.0	<2.0
	08/10/2022	<5.0	<5.0	<5.0	<5.0	<2.0
	11/17/2022	<5.0	<5.0	<5.0	<5.0	<2.0
	2/10/2023	<5.0	<5.0	<5.0	<5.0	<2.0
	04/24/2023	<5.0	<5.0	<5.0	<5.0	<2.0
	7/12/2023	<5.0	<5.0	<5.0	<5.0	<2.0
	11/13/2023	<5.0	<5.0	<5.0	<5.0	<2.0
	03/04/2024	<5.0	<5.0*	<5.0	<5.0	<2.0*
	CHANGE	NA	NA	NA	NA	NA
MW-14	3/6/2019	<5.0	<5.0	<5.0	<5.0	<2.0
	11/18/2020	<5.0	<5.0	<5.0	<5.0	<2.0
	Remedial Injections - Fall 2021					
	03/16/2022	<5.0	<5.0	<5.0	<5.0	<2.0
	6/8/2022	<5.0	<5.0	<5.0	<5.0	<2.0
	8/11/2022	<5.0	<5.0	<5.0	<5.0	<2.0
	11/16/2022	<5.0	<5.0	<5.0	<5.0	<2.0
	2/16/2023	<5.0	<5.0	<5.0	<5.0	<2.0
	05/01/2023	<5.0	<5.0	<5.0	<5.0	<2.0
	7/12/2023	<5.0	<5.0	<5.0	<5.0	<2.0
	11/13/2023	<5.0	<5.0	<5.0	<5.0	<2.0
	03/05/2024	<5.0	<5.0	<5.0	<5.0	<2.0
	CHANGE	NA	NA	NA	NA	NA

		PCE	TCE	cDCE	tDCE	VC
IDEM RCG Residential TWSL's		**5**	**5**	**70**	**100**	**2**
IDEM RCG Residential VESL's		**110**	**9.1**	**NE**	**NE**	**2.1**
IDEM RCG Industrial VESL's		**470**	**38**	**NE**	**NE**	**35**
MW-14D	4/1/2019	<5.0	**524**	**11.0**	<5.0	<2.0
	11/18/2020	<5.0	**439**	**23.5**	<5.0	<2.0
	Remedial Injections - Fall 2021					
	03/16/2022	<5.0	**234**	**25.2**	<5.0	<2.0
	6/8/2022	<5.0	**281**	**27.6**	<5.0	<2.0
	8/11/2022	<5.0	**285**	**33.9**	<5.0	<2.0
	11/16/2022	<5.0	**270**	**28.5**	<5.0	<2.0
	02/16/2023	<5.0	**272**	**35.9**	<5.0	<2.0
	05/01/2023	<5.0	**287**	**40.3**	<5.0	<2.0
	7/12/2023	<5.0	**296**	**52.1**	<5.0	**3.7**
	11/13/2023	<5.0	**312**	**74.2**	<5.0	**7.1**
	03/05/2024	<5.0	**372**	**78.8**	<5.0	**2.8**
	CHANGE	NA	↓	↑	NA	↑
MW-15	11/18/2020	<5.0	**32.6**	<5.0	<5.0	<2.0
	08/13/2021	<5.0	**35.1**	<5.0	<5.0	<2.0
	Remedial Injections - Fall 2021					
	03/16/2022	<5.0	**13.5**	<5.0	<5.0	<2.0
	6/9/2022	<5.0	**36.8**	<5.0	<5.0	<2.0
	8/11/2022	<5.0	**44.2**	<5.0	<5.0	<2.0
	11/16/2022	<5.0	**32.2**	<5.0	<5.0	<2.0
	02/17/2023	<5.0	**38.0**	<5.0	<5.0	<2.0
	05/01/2023	<5.0	**25.8**	<5.0	<5.0	<2.0
	7/12/2023	<5.0	**40.9**	<5.0	<5.0	<2.0
	11/13/2023	<5.0	**55.1**	<5.0	<5.0	<2.0
	03/05/2024	<5.0	**44.8**	<5.0	<5.0	<2.0
	CHANGE	NA	↑	NA	NA	NA
MW-15D	11/18/2020	<5.0	<5.0	**588**	**54.2**	<2.0
	08/13/2021	<5.0	<5.0	**618**	**42.5**	<2.0
	Remedial Injections - Fall 2021					
	03/16/2022	<5.0	<5.0	**82.6**	<5.0	<2.0
	6/9/2022	<5.0	<5.0	**60.1**	<5.0	<2.0
	8/11/2022	<5.0	<5.0	**58**	<5.0	<2.0
	11/16/2022	<5.0	<5.0	**41.9**	<5.0	<2.0
	02/17/2023	<5.0	<5.0	**41.1**	<5.0	<2.0
	05/01/2023	<5.0	<5.0	**72.7**	<5.0	<2.0
	7/12/2023	<5.0	<5.0	**135**	<5.0	<2.0
	11/13/2023	<5.0	<5.0	**300**	**6.8**	**2.1**
	03/05/2024	<5.0	<5.0	**45.5**	<5.0	<2.0
	CHANGE	NA	NA	↓	↓	
MW-22	11/17/2020	**11.8**	**68.7**	<5.0	<5.0	<2.0
	08/13/2021	**11.1**	**66.7**	<5.0	<5.0	<2.0
	Remedial Injections - Fall 2021					
	03/15/2022	<5.0	<5.0	**6.5**	<5.0	<2.0
	6/8/2022	**5.8**	**38.1**	**131**	<5.0	**6.7**
	8/9/2022	<5.0	<5.0	**168**	<5.0	**36.1**
	11/17/2022	<5.0	<5.0	**51.7**	<5.0	**92.9**
	02/09/2023	<5.0	**8.1**	**72.4**	<5.0	**78.9**
	04/24/2023	<5.0	**16.6**	**112**	<5.0	**27**
	7/11/2023	<5.0	**7.8**	**56.1**	**5.6**	**36.2**
	11/08/2023	<5.0	<5.0	**80.1**	<5.0	**28.6**
	03/01/2024	<5.0	**25.9**	**79.0**	<5.0	**19.4**
	CHANGE	↓	↓	↑	NA	↑

		PCE	TCE	cDCE	tDCE	VC
IDEM RCG Residential TWSL's		**5**	**5**	**70**	**100**	**2**
IDEM RCG Residential VESL's		**110**	**9.1**	**NE**	**NE**	**2.1**
IDEM RCG Industrial VESL's		**470**	**38**	**NE**	**NE**	**35**
MW-22D	11/17/2020	**10.5**	**32.8**	<5.0	<5.0	<2.0
	08/13/2021	**10.4**	**33**	<5.0	<5.0	<2.0
	Remedial Injections - Fall 2021					
	03/15/2022	**11.5**	**37.8**	**10.6**	<5.0	<2.0
	6/8/2022	**13.6**	**41.4**	**61.9**	<5.0	**2.9**
	8/9/2022	**10.9**	**36.3**	**103**	<5.0	**14.3**
	11/17/2022	**10.3**	**31**	**111**	<5.0	**37.9**
	02/15/2023	**11.8**	**35.9**	**89.0**	<5.0	**36.6**
	04/25/2023	**11.3**	**32.9**	**55.0**	<5.0	**16.4**
	7/11/2023	**10.8**	**29.3**	**32.9**	<5.0	**12.1**
	11/08/2023	**9.1**	**30**	**24.9**	<5.0	**14.2**
	03/01/2024	**7.7**	**22.5**	**18.3**	<5.0	**10.4**
	DUP-1 (MW-22D)	**9.2**	**26.1**	**19.8**	<5.0	**10.5**
	CHANGE			↑	NA	↑
MW-23	8/21/2017	**115**	**234**	<5.0	<5.0	<2.0
	3/11/2019	**15.7**	**21.9**	<5.0	<5.0	<2.0
	Remedial Injections - Fall 2021					
	03/15/2022	<5.0	<5.0	**731**	<5.0	**29.8**
	6/6/2022	<5.0	<5.0	**65.7**	<5.0	**3.0**
	8/9/2022	<5.0	<5.0	**192**	<5.0	**14.3**
	11/14/2022	<5.0	<5.0	**14.5**	<5.0	**4.7**
	02/09/2023	<5.0	<5.0	<5.0	<5.0	**2.5**
	05/01/2023	<5.0	<5.0	**5.5**	<5.0	<2.0
	7/11/2023	<5.0	<5.0	<5.0	<5.0	**3.5**
	11/07/2023	<5.0	<5.0	<5.0	<5.0	<2.0
	03/01/2024	<5.0	<5.0	<5.0	<5.0	<2.0
	CHANGE	↓	↓	NA	NA	NA
MW-24	11/16/2020	**64.9**	**35.9**	<5.0	<5.0	<2.0
	08/18/2021	**94**	**79**	<5.0	<5.0	<2.0
	Remedial Injections - Fall 2021					
	03/17/2022	**52.3**	**41.2**	**59.1**	<5.0	<2.0
	6/7/2022	**95.0**	**51.1**	**110**	<5.0	<2.0
	8/8/2022	**86.1**	**25.1**	**193**	<5.0	<2.0
	11/15/2022	**41.0**	**6.2**	**37.5**	<5.0	**8.3**
	02/17/2023	**40.8**	**8.3**	**11.1**	<5.0	**2.2**
	05/02/2023	**23.4**	**7.0**	<5.0	<5.0	<2.0
	7/7/2023	**37.6**	**9.0**	**11.0**	<5.0	<2.0
	11/07/2023	**23.2**	<5.0	**13.7**	<5.0	**7.7**
	03/01/2024	**13.7**	<5.0	<5.0	<5.0	<2.0
	CHANGE	↓	↓	NA	NA	NA
MW-26	11/17/2020	**27.9**	**47.6**	<5.0	<5.0	<2.0
	08/12/2021	**23.5**	**50.5**	<5.0	<5.0	<2.0
	Remedial Injections - Fall 2021					
	03/16/2022	<5.0	**8.1**	**11.1**	<5.0	**80.2**
	6/6/2022	**7.4**	**11.2**	<5.0	<5.0	**36.9**
	08/08/2022	**6.6**	**9.4**	<5.0	<5.0	**17.9**
	11/15/2022	**9.3**	**11.8**	<5.0	<5.0	**8.1**
	02/16/2023	**11.0**	**18.7**	<5.0	<5.0	<2.0
	05/02/2023	**10.6**	**34.3**	<5.0	<5.0	**2.5**
	7/10/2023	**12.6**	**22.2**	<5.0	<5.0	**2.5**
	11/07/2023	**14.0**	**22.3**	<5.0	<5.0	<2.0
	03/01/2024	**13.0**	**22.1**	<5.0	<5.0	<2.0
	CHANGE	↓	↓	NA	NA	NA

		PCE	TCE	cDCE	tDCE	VC
IDEM RCG Residential TWSL's		**5**	**5**	**70**	**100**	**2**
IDEM RCG Residential VESL's		**110**	**9.1**	**NE**	**NE**	**2.1**
IDEM RCG Industrial VESL's		**470**	**38**	**NE**	**NE**	**35**
MW 32 (Deep Well paired with MW-26)	3/11/2019	**16.1**	**37.9**	<5.0	<5.0	<2.0
	03/28/2019	**15.8**	**29.5**	<5.0	<5.0	<5.0
	11/16/2020	**7.6**	**7.8**	**8.2**	<5.0	<2.0
	08/12/2021	**6.2**	<5.0	<5.0	<5.0	<2.0
	Remedial Injections - Fall 2021					
	03/16/2022	**12.5**	**22.3**	**29.8**	<5.0	<2.0
	6/6/2022	**15.0**	**26.4**	**33.8**	<5.0	<2.0
	8/8/2022	**8.3**	**15.1**	**22.9**	<5.0	<2.0
	11/15/2022	**10.6**	**22.6**	**29.0**	<5.0	<2.0
	02/16/2023	**9.9**	**15.4**	**17.5**	<5.0	<2.0
	05/02/2023	**8.9**	**15.3**	**18.5**	<5.0	<2.0
	7/10/2023	**9.6**	**14.9**	**21.3**	<5.0	<2.0
	11/09/2023	**9.2**	**14.5**	**21.5**	<5.0	<2.0
	03/01/2024	**5.5**	<5.0	<5.0	<5.0	<2.0
	CHANGE	↓	↓	NA	NA	NA
MW-29	3/27/2019	**6.8**	**40.6**	<5.0	<5.0	<2.0
	08/16/2021	**13.5**	**47.8**	<5.0	<5.0	<2.0
	Remedial Injections - Fall 2021					
	03/14/2022	<5.0	<5.0	**41.0**	<5.0	<2.0
	6/8/2022	<5.0	<5.0	**67.0**	<5.0	<2.0
	8/10/2022	<5.0	<5.0	**102**	<5.0	<2.0
	11/17/2022	<5.0	<5.0	**46.1**	<5.0	**13.8**
	02/09/2023	<5.0	<5.0	**23.3**	<5.0	**8.0**
	04/24/2023	<5.0	<5.0	**11.8**	<5.0	**11.8**
	7/7/2023	<5.0	<5.0	**32.7**	<5.0	**22.2**
	11/08/2023	<5.0	<5.0	**66.9**	<5.0	**38.4**
	03/04/2024	<5.0	<5.0	**62.1**	<5.0	**29.6**
	CHANGE	↓	↓	↑	NA	↑
MW-29D	11/17/2020	**7.4**	**75.9**	**90**	<5.0	<2.0
	08/16/2021	**13**	**122**	**47.5**	<5.0	<2.0
	Remedial Injections - Fall 2021					
	03/14/2022	**12.6**	**110**	**58.1**	<5.0	<2.0
	6/8/2022	**19.2**	**143**	**75.3**	<5.0	<2.0
	8/10/2022	**16.5**	**140**	**98.3**	<5.0	<2.0
	11/17/2022	**12.9**	**105**	**73.6**	<5.0	**7.9**
	02/09/2023	**13.9**	**103**	**73.7**	<5.0	**17.5**
	04/24/2023	**16.8**	**126**	**71.8**	<5.0	**34.9**
	7/7/2023	**14.7**	**131**	**72.2**	<5.0	**29.4**
	11/08/2023	**13.1**	**126**	**95.9**	<5.0	**33.9**
	CHANGE			↑	NA	↑
MW-30	11/17/2020	**636**	**214**	<5.0	<5.0	<2.0
	08/16/2021	**526**	**245**	<5.0	<5.0	<2.0
	Remedial Injections - Fall 2021					
	03/15/2022	**178**	**143**	**1430**	**6.4**	**79.9**
	6/6/2022	**19.5**	**13.0**	**4500**	**38.2**	**112**
	8/9/2022	<5.0	<5.0	**298**	**11.4**	**102**
	11/14/2022	<5.0	<5.0	**521**	**18.3**	**108**
	02/09/2023	<5.0	<5.0	**44.9**	**6.0**	**45.0**
	04/25/2023	**67.6**	**35.8**	**252**	**6.2**	**28.2**
	7/7/2023	<5.0	<5.0	**14.7**	<5.0	**21.6**
	11/07/2023	<5.0	<5.0	**13.8**	<5.0	**11.5**
	03/01/2024	<5.0	<5.0	**44.8**	<5.0	**15.8**
	CHANGE	↓	↓	↑	NA	↑

		PCE	TCE	cDCE	tDCE	VC
IDEM RCG Residential TWSL's		**5**	**5**	**70**	**100**	**2**
IDEM RCG Residential VESL's		**110**	**9.1**	**NE**	**NE**	**2.1**
IDEM RCG Industrial VESL's		**470**	**38**	**NE**	**NE**	**35**
MW-33	11/17/2020	**28.4**	**56.6**	<5.0	<5.0	<2.0
	08/13/2021	**29.5**	**63.8**	<5.0	<5.0	<2.0
	Remedial Injections - Fall 2021					
	03/16/2022	**31.1**	**57.1**	**27.5**	<5.0	<2.0
	6/7/2022	**35.3**	**53.3**	**19.6**	<5.0	**6.7**
	8/9/2022	**26.4**	**41.1**	**14.3**	<5.0	**5.3**
	11/16/2022	**27.2**	**38.5**	**8.6**	<5.0	<2.0
	02/17/2023	**29.3**	**49.4**	**8.4**	<5.0	<2.0
	04/25/2023	**32.5**	**48.1**	**7.9**	<5.0	<2.0
	7/10/2023	**26.3**	**41**	**6.6**	<5.0	<2.0
	11/07/2023	**23.1**	**41.2**	**5.5**	<5.0	<2.0
	03/05/2024	**27.0**	**35.7**	**5.0**	<5.0	<2.0
	CHANGE		↓	↑	NA	NA
MW-33D	11/17/2020	**24.6**	**68.6**	<5.0	<5.0	<2.0
	08/13/2021	**12.2**	**47.9**	<5.0	<5.0	<2.0
	Remedial Injections - Fall 2021					
	03/16/2022	**28.9**	**93.7**	**5.8**	<5.0	<2.0
	6/7/2022	**36.5**	**109**	**5.7**	<5.0	<2.0
	8/9/2022	**30.0**	**97.3**	**9.8**	<5.0	<2.0
	11/16/2022	**19.3**	**46.7**	<5.0	<5.0	<2.0
	02/10/2023	**35.2**	**101**	**5.4**	<5.0	<2.0
	04/25/2023	**34.6**	**104**	**6.6**	<5.0	<2.0
	7/10/2023	**31.7**	**105**	**8.4**	<5.0	<2.0
	11/07/2023	**28.0**	**101**	**9.3**	<5.0	<2.0
	03/05/2024	**31.6**	**100**	**8.9**	<5.0	<2.0
	CHANGE			↑	NA	NA
MW-36	03/05/2021	**9.2**	**38.4**	<5.0	<5.0	<2.0
	08/18/2021	<5.0	**12.2**	<5.0	<5.0	<2.0
	Remedial Injections - Fall 2021					
	3/17/2022	**26.1**	**80.6**	<5.0	<5.0	<2.0
	6/9/2022	**19.6**	**52.9**	<5.0	<5.0	<2.0
	8/8/2022	**8.9**	**23.5**	<5.0	<5.0	<2.0
	11/15/2022	<5.0	<5.0	<5.0	<5.0	<2.0
	02/17/2023	**14.1**	**20.2**	<5.0	<5.0	<2.0
	05/02/2023	**16.9**	**20.0**	<5.0	<5.0	<2.0
	7/12/2023	**12.4**	**6.1**	<5.0	<5.0	<2.0
	11/13/2023	<5.0	<5.0	<5.0	<5.0	<2.0
	03/05/2024	**12.0**	**8.7**	<5.0	<5.0	<2.0
	CHANGE	↓	↓	NA	NA	NA
MW-37	03/05/2021	**17.8**	**12.6**	<5.0	<5.0	<2.0
	08/16/2021	**22.5**	**23.9**	<5.0	<5.0	<2.0
	Remedial Injections - Fall 2021					
	03/16/2022	**26.3**	**38.5**	<5.0	<5.0	<2.0
	6/6/2022	**32.7**	**35.8**	<5.0	<5.0	<2.0
	8/8/2022	**22.4**	**23.3**	<5.0	<5.0	<2.0
	11/15/2022	**26.9**	**16**	<5.0	<5.0	<2.0
	02/09/2023	**26.9**	**9.6**	<5.0	<5.0	<2.0
	04/25/2023	**30.6**	**15.9**	<5.0	<5.0	<2.0
	7/7/2023	**26.7**	**10.8**	<5.0	<5.0	<2.0
	11/09/2023	**25.9**	**11.2**	<5.0	<5.0	<2.0
	03/01/2024	**21.2**	**12.7**	<5.0	<5.0	<2.0
	DUP 2 (MW-37)	**21.7**	**11.4**	<5.0	<5.0	<2.0
	CHANGE			NA	NA	NA

		PCE	TCE	cDCE	tDCE	VC
IDEM RCG Residential TWSL's		**5**	**5**	**70**	**100**	**2**
IDEM RCG Residential VESL's		**110**	**9.1**	**NE**	**NE**	**2.1**
IDEM RCG Industrial VESL's		**470**	**38**	**NE**	**NE**	**35**
MW-39	03/04/2021	**14.4**	**36.7**	<5.0	<5.0	**4.7**
	08/13/2021	**10.3**	**43.3**	<5.0	<5.0	<2.0
	Remedial Injections - Fall 2021					
	03/16/2022	**21.5**	**50.9**	<5.0	<5.0	**3.5**
	6/6/2022	**30.0**	**63.7**	<5.0	<5.0	**3.7**
	8/8/2022	**13.2**	**10.9**	<5.0	<5.0	**10.1**
	11/17/2022	Well obstructed and could not be sampled				
	2/9/2023	Well obstructed and could not be sampled				
	04/24/2023	**25.5**	**41.4**	<5.0	<5.0	<2.0
	7/7/2023	**27.7**	**34.7**	<5.0	<5.0	**4.5**
	11/07/2023	**11.3**	**10**	<5.0	<5.0	**8.5**
	03/01/2024	**18.3**	**26.4**	<5.0	<5.0	<2.0
	CHANGE		↓	NA	NA	NA
MW-40	03/03/2021	<5.0	**159**	**296**	**405**	**2.2**
	08/16/2021	<5.0	**193**	**160**	**187**	<2.0
	Remedial Injections - Fall 2021					
	03/16/2022	<5.0	**197**	**65.8**	**66.2**	<2.0
	6/7/2022	<5.0	**212**	**50.9**	**44.6**	<2.0
	8/10/2022	<5.0	**182**	**88.5**	**82.4**	<2.0
	11/16/2022	<5.0	**163**	**125**	**142**	<2.0
	02/16/2023	<5.0	**167**	**218**	**260**	**2.3**
	04/24/2023	<5.0	**190**	**82.5**	**91.6**	<2.0
	7/7/2023	<5.0	**178**	**86.9**	**92.8**	<2.0
	11/09/2023	<5.0	**187**	**210**	**258**	**2.8**
	03/05/2024	<5.0	**113**	**254**	**319**	**2.4**
	CHANGE	NA				↑
MW-41	03/03/2021	<5.0	**304**	**5.3**	<5.0	**3.5**
	08/13/2021	<5.0	**250**	<5.0	<5.0	<2.0
	Remedial Injections - Fall 2021					
	03/14/2022	<5.0	**139**	**178**	<5.0	**2.9**
	6/8/2022	<5.0	**163**	**84.1**	<5.0	**2.8**
	8/10/2021	<5.0	**243**	**90.4**	<5.0	**3.9**
	11/17/2022	<5.0	**220**	**82.3**	<5.0	**4.5**
	02/16/2023	<5.0	**125**	**164**	<5.0	**9.3**
	04/25/2023	<5.0	**41.6**	**130**	<5.0	**30.8**
	7/12/2023	<5.0	**60.1**	**77.7**	<5.0	**35.6**
	11/09/2023	<5.0	**161**	**156**	<5.0	**31**
	03/04/2024	<5.0	**88.9**	**64.6**	<5.0	**24.7**
	CHANGE	NA	↓	↑	NA	↑
MW-41D	03/03/2021	<5.0	**248**	**6.6**	<5.0	<2.0
	08/13/2021	<5.0	**236**	**9.7**	<5.0	<2.0
	Remedial Injections - Fall 2021					
	03/17/2022	<5.0	<5.0	**435**	<5.0	**3.3**
	6/8/2022	<5.0	<5.0	**299**	<5.0	**24.7**
	8/10/2022	<5.0	<5.0	**13.9**	<5.0	**7.4**
	11/17/2022	<5.0	<5.0	<5.0	<5.0	<2.0
	02/14/2023	<5.0	<5.0	<5.0	<5.0	**6.5**
	05/01/2023	<5.0	<5.0	**32.4**	<5.0	**20.3**
	7/12/2023	<5.0	<5.0	**17.8**	<5.0	**16.4**
	11/09/2023	<5.0	<5.0	**51.0**	<5.0	**46.7**
	03/05/2024	<5.0	<5.0	**243**	<5.0	**78.9**
	CHANGE	NA	↓	↑	NA	↑

		PCE	TCE	cDCE	tDCE	VC
IDEM RCG Residential TWSL's		**5**	**5**	**70**	**100**	**2**
IDEM RCG Residential VESL's		**110**	**9.1**	**NE**	**NE**	**2.1**
IDEM RCG Industrial VESL's		**470**	**38**	**NE**	**NE**	**35**
MW-42	03/05/2021	<5.0	**131**	<5.0	<5.0	<2.0
	08/16/2021	<5.0	**201**	<5.0	<5.0	<2.0
	Remedial Injections - Fall 2021					
	03/15/2022	<5.0	**84.0**	<5.0	<5.0	<2.0
	6/9/2022	<5.0	**187**	<5.0	<5.0	<2.0
	8/10/2022	<5.0	**204**	<5.0	<5.0	<2.0
	11/18/2022	<5.0	**252**	<5.0	<5.0	<2.0
	02/15/2023	<5.0	**183**	<5.0	<5.0	<2.0
	04/25/2023	<5.0	**142**	<5.0	<5.0	<2.0
	7/11/2023	<5.0	**247**	<5.0	<5.0	<2.0
	11/08/2023	<5.0	**291**	<5.0	<5.0	<2.0
	03/04/2024	<5.0	**178**	<5.0	<5.0	<2.0
	CHANGE	NA		NA	NA	NA
MW-42D	03/05/2021	<5.0	**48.8**	**369**	**26.4**	<2.0
	08/16/2021	<5.0	**71.7**	**231**	**14.4**	<2.0
	Remedial Injections - Fall 2021					
	03/15/2022	<5.0	**132**	**171**	**13.6**	<2.0
	6/9/2022	<5.0	**111**	**312**	**27**	<2.0
	8/10/2022	<5.0	**122**	**365**	**31.2**	<2.0
	11/18/2022	<5.0	**95.6**	**298**	**22.0**	<2.0
	02/15/2023	<5.0	**92.9**	**328**	**27.8**	<2.0
	04/25/2023	<5.0	**120**	**308**	**29.5**	**2.3**
	7/11/2023	<5.0	**112**	**312**	**25.5**	**2.9**
	11/08/2023	<5.0	**100**	**331**	**27.0**	**2.4**
	03/04/2024	<5.0	**71.1**	**352**	**22.5**	**3.1**
	CHANGE	NA				↑
MW-43	03/04/2021	<5.0	<5.0	<5.0	<5.0	<2.0
	08/12/2021	<5.0	<5.0	<5.0	<5.0	<2.0
	Remedial Injections - Fall 2021					
	03/16/2022	<5.0	<5.0	<5.0	<5.0	<2.0
	6/9/2022	<5.0	<5.0	<5.0	<5.0	<2.0
	8/11/2022	<5.0	<5.0	<5.0	<5.0	<2.0
	11/16/2022	<5.0	<5.0	<5.0	<5.0	<2.0
	2/17/2023	<5.0	<5.0	<5.0	<5.0	<2.0
	04/24/2023	<5.0	<5.0	<5.0	<5.0	<2.0
	7/7/2023	<5.0	<5.0	<5.0	<5.0	<2.0
	11/13/2023	<5.0	<5.0	<5.0	<5.0	<2.0
	03/05/2024	<5.0	<5.0	<5.0	<5.0	<2.0
	CHANGE	NA	NA	NA	NA	NA
MW-43D	03/04/2021	<5.0	<5.0	**10.7**	<5.0	<2.0
	08/12/2021	<5.0	**7.9**	**10**	<5.0	<2.0
	Remedial Injections - Fall 2021					
	03/16/2022	<5.0	<5.0	<5.0	<5.0	<2.0
	6/9/2022	<5.0	<5.0	<5.0	<5.0	<2.0
	8/11/2022	<5.0	<5.0	<5.0	<5.0	<2.0
	11/16/2022	<5.0	<5.0	<5.0	<5.0	<2.0
	2/17/2023	<5.0	<5.0	<5.0	<5.0	<2.0
	04/24/2023	<5.0	<5.0	<5.0	<5.0	<2.0
	7/7/2023	<5.0	<5.0	<5.0	<5.0	<2.0
	11/13/2023	<5.0	<5.0	<5.0	<5.0	<2.0
	03/05/2024	<5.0	<5.0	<5.0	<5.0	<2.0
	CHANGE	NA	↓	↓	NA	NA

		PCE	TCE	cDCE	tDCE	VC
IDEM RCG Residential TWSL's		**5**	**5**	**70**	**100**	**2**
IDEM RCG Residential VESL's		**110**	**9.1**	**NE**	**NE**	**2.1**
IDEM RCG Industrial VESL's		**470**	**38**	**NE**	**NE**	**35**
MW-46I	03/02/2021	<5.0	**29.7**	**40.5**	<5.0	<2.0
	08/17/2021	<5.0	**31.2**	**45.3**	<5.0	<2.0
	Remedial Injections - Winter 2022					
	3/15/2022	NS	NS	NS	NS	NS
	6/8/2022	<5.0	**29.8**	**46.3**	**5.0**	<2.0
	8/11/2022	<5.0	<5.0	**84.5**	<5.0	**8.1**
	11/22/2022	<5.0	<5.0	**74.4**	<5.0	**31.5**
	02/10/2023	<5.0	<5.0	<5.0	<5.0	**91.4**
	05/02/2023	<5.0	<5.0	**45.3**	<5.0	**41.8**
	7/11/2023	<5.0	<5.0	**57.3**	<5.0	**40.7**
	11/10/2023	<5.0	<5.0	**64.2**	<5.0	**47.2**
	03/05/2024	<5.0	<5.0	**64.1**	<5.0	**25**
	CHANGE	NA	↓	↑	NA	↑

Notes

↓	= Decrease since injections
↓	= Decreased to BRL since injections
	= No distinct trend since injections
↑	= Increase since injections
BOLD	= Constituent detected above Laboratory Reporting Limit
BOLD	= Constituent detected above IDEM RCG Residential TWSL's
BOLD	= Constituent detected above IDEM RCG Residential VESL's
BOLD	= Constituent detected above IDEM RCG Industrial VESL's

NE = No Screening Level Established
NS = Not Sampled
BRL = Below Laboratory Reporting Limit
NA = Not Applicable

***** Samples MW-12 and MW-12D were mislabeled in the field on 3/4/2024. The correct results are shown.

TABLE 5

1Q2024 OFF-SITE GROUNDWATER ANALYTICAL RESULTS AND POST-INJECTION TRENDS
HRID / Former Hoagland Tomato Cannery Property
Franklin, Indiana

		PCE	TCE	cDCE	tDCE	VC
IDEM RCG Residential TWSL's		**5**	**5**	**70**	**100**	**2**
IDEM RCG Residential VESL's		**110**	**9.1**	**NE**	**NE**	**2.1**
IDEM RCG Industrial VESL's		**470**	**38**	**NE**	**NE**	**35**
Sample Identification	**Date Collected**	**Analytical Results in micrograms per liter (ug/L)**				
MW-46I	03/02/2021	<5.0	**29.7**	**40.5**	<5.0	<2.0
	08/17/2021	<5.0	**31.2**	**45.3**	<5.0	<2.0
	Remedial Injections - Winter 2022					
	3/15/2022	NS	NS	NS	NS	NS
	6/8/2022	<5.0	**29.8**	**46.3**	**5.0**	<2.0
	8/11/2022	<5.0	<5.0	**84.5**	<5.0	**8.1**
	11/22/2022	<5.0	<5.0	**74.4**	<5.0	**31.5**
	02/10/2023	<5.0	<5.0	<5.0	<5.0	**91.4**
	05/02/2023	<5.0	<5.0	**45.3**	<5.0	**41.8**
	7/11/2023	<5.0	<5.0	**57.3**	<5.0	**40.7**
	11/10/2023	<5.0	<5.0	**64.2**	<5.0	**47.2**
	03/05/2024	<5.0	<5.0	**64.1**	<5.0	**25**
	CHANGE	NA	↓	↑	NA	↑
MW-53S (former TMW-1)	02/06/2019	<5.0	**11.2**	<5.0	<5.0	<2.0
	03/26/2019	<5.0	**7**	<5.0	<5.0	<2.0
	11/16/2020	Well Abandoned. New well installed 11/8/2022				
	Remedial Injections - Spring 2022					
	11/17/2022	<5.0	**6.3**	<5.0	<5.0	<2.0
	02/13/2023	<5.0	<5.0	<5.0	<5.0	<2.0
	04/27/2023	<5.0	<5.0	<5.0	<5.0	<2.0
	7/7/2023	NS	NS	NS	NS	NS
	11/08/2023	<5.0	<5.0	<5.0	<5.0	<2.0
	03/04/2024	<5.0	<5.0	<5.0	<5.0	<2.0
	CHANGE	NA	↓	NA	NA	NA
MW-53D (former TMW-1D)	02/06/2019	<5.0	**24.2**	**510**	**41.6**	<2.0
	03/26/2019	<5.0	**11.9**	**829**	**41**	<2.0
	11/16/2020	Well Abandoned. New well installed 11/9/2022				
	Remedial Injections - Spring 2022					
	11/17/2022	<5.0	**8.9**	**155**	**15.6**	<2.0
	02/15/2023	<5.0	<5.0	**267**	**27.6**	<2.0
	04/27/2023	<5.0	<5.0	**286**	**26.7**	<2.0
	7/7/2023	NS	NS	NS	NS	NS
	11/08/2023	<5.0	<5.0	**289**	**23.6**	**3.1**
	03/04/2024	<5.0	<5.0	**255**	**17.1**	**9.3**
	CHANGE	NA	↓	↓	↓	↑
MW-54S (former TMW-2)	02/06/2019	<5.0	**94.1**	<5.0	<5.0	<2.0
	03/26/2019	<5.0	**73.7**	<5.0	<5.0	<2.0
	11/16/2020	Well Abandoned. New well installed 11/8/2022				
	Remedial Injections - Spring 2022					
	11/17/2022	<5.0	**29**	<5.0	<5.0	<2.0
	02/13/2023	<5.0	**11.9**	<5.0	<5.0	<2.0
	04/27/2023	<5.0	**8.2**	<5.0	<5.0	<2.0
	7/7/2023	NS	NS	NS	NS	NS
	11/08/2023	<5.0	**15.6**	**8.3**	<5.0	<2.0
	3/1/2024	<5.0	**14.4**	<5.0	<5.0	<2.0
	CHANGE	NA	↓	NA	NA	NA

		PCE	TCE	cDCE	tDCE	VC
IDEM RCG Residential TWSL's		**5**	**5**	**70**	**100**	**2**
IDEM RCG Residential VESL's		**110**	**9.1**	**NE**	**NE**	**2.1**
IDEM RCG Industrial VESL's		**470**	**38**	**NE**	**NE**	**35**
MW-54D (former TMW-2D)	02/06/2019	<5.0	**15.9**	**550**	**43.4**	<2.0
	03/26/2019	<5.0	**13.7**	**683**	**49.6**	**2.3**
	11/16/2020	Well Abandoned. New well installed 11/9/2022				
	Remedial Injections - Spring 2022					
	11/17/2022	<5.0	<5.0	**500**	**34.4**	**5.1**
	02/13/2023	<5.0	<5.0	**517**	**72.6**	**12.4**
	04/27/2023	<5.0	<5.0	**597**	**91.7**	**25.1**
	7/7/2023	NS	NS	NS	NS	NS
	11/08/2023	<5.0	<5.0	**747**	**81.6**	**122**
	03/01/2024	<5.0	<5.0	**799**	**77.2**	**79.2**
	CHANGE	NA	↓	↑	↑	↑
MW-55S (former TMW-3)	02/06/2019	<5.0	**30.4**	<5.0	<5.0	<2.0
	03/26/2019	<5.0	**25.2**	<5.0	<5.0	<2.0
	11/16/2020	Well Abandoned. New well installed 11/8/2022				
	Remedial Injections - Spring 2022					
	11/17/2022	<5.0	**51.5**	<5.0	<5.0	<2.0
	02/15/2023	<5.0	**52.4**	<5.0	<5.0	<2.0
	04/27/2023	<5.0	**43.7**	<5.0	<5.0	<2.0
	7/7/2023	NS	NS	NS	NS	NS
	11/08/2023	<5.0	**63.6**	<5.0	<5.0	<2.0
	03/01/2024	<5.0	**43.8**	<5.0	<5.0	<2.0
	CHANGE	NA	↑	NA	NA	NA
MW-55D (former TMW-3D)	02/06/2019	<5.0	**383**	**1060**	**87.5**	<2.0
	03/26/2019	<5.0	**288**	**904**	**78.4**	<2.0
	11/16/2020	Well Abandoned. New well installed 11/9/2022				
	Remedial Injections - Spring 2022					
	11/17/2022	<5.0	**20.5**	**121**	<5.0	**58.4**
	02/13/2023	<5.0	**8.4**	**144**	<5.0	**41.9**
	04/27/2023	<5.0	**14.2**	**308**	**9.8**	**820**
	7/7/2023	NS	NS	NS	NS	NS
	11/08/2023	<5.0	<5.0	**271**	**7.8**	**688**
	03/01/2024	<5.0	<5.0	**121**	<5.0	**428**
	CHANGE	NA	↓	↓	↓	↑
MW-56S (former TMW-4)	02/07/2019	<5.0	<5.0	<5.0	<5.0	<2.0
	03/26/2019	<5.0	<5.0	<5.0	<5.0	<2.0
	11/16/2020	Well Abandoned. New well installed 11/8/2022				
	Remedial Injections - Spring 2022					
	11/17/2022	<5.0	<5.0	<5.0	<5.0	<2.0
	02/13/2023	<5.0	<5.0	<5.0	<5.0	<2.0
	04/26/2023	<5.0	<5.0	<5.0	<5.0	<2.0
	7/7/2023	NS	NS	NS	NS	NS
	11/08/2023	<5.0	<5.0	<5.0	<5.0	<2.0
	03/01/2024	<5.0	<5.0	<5.0	<5.0	<2.0
	CHANGE	NA	NA	NA	NA	NA
MW-56D (former TMW-4D)	02/07/2019	<5.0	**9.1**	**437**	**14.5**	<2.0
	03/26/2019	<5.0	**10.9**	**395**	<5.0	<2.0
	11/16/2020	Well Abandoned. New well installed 11/9/2022				
	Remedial Injections - Spring 2022					
	11/17/2022	<5.0	<5.0	**47.9**	<5.0	<2.0
	02/13/2023	<5.0	<5.0	**84.0**	<5.0	<2.0
	04/26/2023	<5.0	<5.0	**94.8**	<5.0	<2.0
	7/7/2023	NS	NS	NS	NS	NS
	11/10/2023	<5.0	<5.0	**128**	<5.0	<2.0
	03/01/2024	<5.0	<5.0	**130**	<5.0	**3.2**
	CHANGE	NA	↓	↓	↓	↑

		PCE	TCE	cDCE	tDCE	VC
IDEM RCG Residential TWSL's		**5**	**5**	**70**	**100**	**2**
IDEM RCG Residential VESL's		**110**	**9.1**	**NE**	**NE**	**2.1**
IDEM RCG Industrial VESL's		**470**	**38**	**NE**	**NE**	**35**
MW-57S (former TMW-5)	02/08/2019	<5.0	**479**	<5.0	<5.0	<2.0
	03/26/2019	<5.0	**244**	<5.0	<5.0	<2.0
	11/16/2020	Well Abandoned. New well installed 11/8/2022				
	Remedial Injections - Spring 2022					
	11/17/2022	<5.0	**612**	<5.0	<5.0	<2.0
	02/15/2023	<5.0	**407**	<5.0	<5.0	<2.0
	04/27/2023	<5.0	**356**	<5.0	<5.0	<2.0
	7/7/2023	NS	NS	NS	NS	NS
	11/08/2023	<5.0	**500**	<5.0	<5.0	<2.0
	03/01/2024	<5.0	**420**	<5.0	<5.0	<2.0
	CHANGE	NA		NA	NA	NA
MW-57D (former TMW-5D)	02/08/2019	<5.0	**528**	**1560**	**139**	<2.0
	03/26/2019	<5.0	**500**	**1220**	**112**	<2.0
	11/16/2020	Well Abandoned. New well installed 11/10/2022				
	Remedial Injections - Spring 2022					
	11/17/2022	<5.0	**71.1**	**1660**	**84.9**	<2.0
	02/14/2023	<5.0	<5.0	**1750**	**162**	**2.9**
	04/27/2023	<5.0	<5.0	**2080**	**190**	**6.3**
	7/7/2023	NS	NS	NS	NS	NS
	11/08/2023	<5.0	<5.0	**2360**	**135**	**83.2**
	03/01/2024	<5.0	<5.0	**2450**	**104**	**111**
	DUP-3 (MW-57D)	<5.0	<5.0	**2520**	**89.1**	**104**
	CHANGE	NA	↓	↑	↑	↑
MW-58S (former TMW-6)	02/08/2019	<5.0	**14.7**	**24.4**	<5.0	<2.0
	03/27/2019	<5.0	<5.0	<5.0	<5.0	<2.0
	11/16/2020	Well Abandoned. New well installed 11/8/2022				
	Remedial Injections - Spring 2022					
	11/17/2022	<5.0	<5.0	<5.0	<5.0	<2.0
	02/14/2023	<5.0	<5.0	<5.0	<5.0	<2.0
	04/27/2023	<5.0	<5.0	<5.0	<5.0	<2.0
	7/7/2023	NS	NS	NS	NS	NS
	11/08/2023	<5.0	<5.0	<5.0	<5.0	<2.0
	03/01/2024	<5.0	<5.0	<5.0	<5.0	<2.0
	CHANGE	NA	↓	↓	NA	NA
MW-58D (former TMW-6D)	02/08/2019	<5.0	<5.0	**8.3**	<5.0	<2.0
	03/27/2019	<5.0	<5.0	<5.0	<5.0	<2.0
	11/16/2020	Well Abandoned. New well installed 11/8/2022				
	Remedial Injections - Spring 2022					
	11/17/2022	<5.0	<5.0	**287**	**9.2**	**2100**
	02/14/2023	<5.0	<5.0	**181**	<5.0	**3050**
	04/27/2023	<5.0	<5.0	**126**	<5.0	**2950**
	7/7/2023	NS	NS	NS	NS	NS
	11/08/2023	<5.0	<5.0	<5.0	<5.0	**2920**
	03/01/2024	<5.0	<5.0	<5.0	<5.0	**478**
	CHANGE	NA	NA	↓	NA	↑
MW-59D (former TMW-8D)	11/05/2021	<5.0	<5.0	**41.2**	<5.0	<2.0
	12/02/2021	<5.0	<5.0	**35.2**	<5.0	<2.0
	Remedial Injections - Spring 2022					
	11/17/2022	NS	NS	NS	NS	NS
	02/13/2023	<5.0	<5.0	**48.8**	<5.0	**10.2**
	04/26/2023	<5.0	<5.0	**35.6**	<5.0	<2.0
	7/7/2023	NS	NS	NS	NS	NS
	12/11/2023	<5.0	<5.0	**47.1**	<5.0	<2.0
	03/04/2024	<5.0	<5.0	**40.3**	<5.0	<2.0
	CHANGE	NA	NA		NA	NA

		PCE	TCE	cDCE	tDCE	VC
IDEM RCG Residential TWSL's		**5**	**5**	**70**	**100**	**2**
IDEM RCG Residential VESL's		**110**	**9.1**	**NE**	**NE**	**2.1**
IDEM RCG Industrial VESL's		**470**	**38**	**NE**	**NE**	**35**
MW-60S (former TMW-9S)	11/04/2021	<5.0	<5.0	<5.0	<5.0	<2.0
	12/02/2021	<5.0	<5.0	**19.9**	<5.0	<2.0
	Remedial Injections - Spring 2022					
	11/17/2022	NS	NS	NS	NS	NS
	02/13/2023	<5.0	<5.0	<5.0	<5.0	<2.0
	04/26/2023	<5.0	<5.0	<5.0	<5.0	<2.0
	7/7/2023	NS	NS	NS	NS	NS
	12/11/2023	<5.0	<5.0	<5.0	<5.0	<2.0
	03/04/2024	<5.0	<5.0	<5.0	<5.0	<2.0
	CHANGE	NA	NA	↓	NA	NA
MW-60I (former TMW-9I)	11/04/2021	<5.0	**240**	**150**	**15.5**	<2.0
	12/02/2021	<5.0	**175**	**213**	**16.9**	<2.0
	Remedial Injections - Spring 2022					
	11/17/2022	NS	NS	NS	NS	NS
	02/15/2023	<5.0	<5.0	**456**	**12.2**	**82.6**
	04/26/2023	<5.0	<5.0	**458**	<5.0	**231**
	7/7/2023	NS	NS	NS	NS	NS
	12/11/2023	<5.0	<5.0	**569**	<5.0	**247**
	03/04/2024	<5.0	<5.0	**424**	<5.0	**580**
	CHANGE	NA	↓	↑	↓	↑
MW-60D (former TMW-9D)	11/04/2021	<5.0	**27.7**	**1110**	**202**	<2.0
	12/02/2021	<5.0	**19.9**	**1430**	**208**	<2.0
	Remedial Injections - Spring 2022					
	11/17/2022	NS	NS	NS	NS	NS
	02/15/2023	<5.0	<5.0	**518**	**9.9**	**2230**
	04/26/2023	<5.0	<5.0	**228**	**13.8**	**1100**
	7/7/2023	NS	NS	NS	NS	NS
	12/11/2023	<5.0	<5.0	**382**	**24.4**	**674**
	03/04/2024	<5.0	<5.0	**354**	**20.1**	**784**
	CHANGE	NA	↓	↓	↓	↑
MW-61I (former TMW-10I)	11/04/2021	<5.0	<5.0	**33.0**	<5.0	<2.0
	12/02/2021	<5.0	<5.0	**23.7**	<5.0	<2.0
	Remedial Injections - Spring 2022					
	11/17/2022	NS	NS	NS	NS	NS
	02/13/2023	<5.0	<5.0	**5.5**	<5.0	<2.0
	04/26/2023	<5.0	<5.0	**66.4**	<5.0	<2.0
	7/7/2023	NS	NS	NS	NS	NS
	12/11/2023	<5.0	<5.0	**26.7**	<5.0	<2.0
	03/01/2024	<5.0	<5.0	**12.7**	<5.0	**4.5**
	CHANGE	NA	NA	↓	NA	↑
MW-61D (former TMW-10D)	11/05/2021	<5.0	<5.0	**6.4**	<5.0	<2.0
	12/02/2021	<5.0	<5.0	**7.3**	<5.0	<2.0
	Remedial Injections - Spring 2022					
	11/17/2022	NS	NS	NS	NS	NS
	02/10/2023	<5.0	<5.0	**7.4**	<5.0	<2.0
	04/26/2023	<5.0	<5.0	**6.7**	<5.0	<2.0
	7/7/2023	NS	NS	NS	NS	NS
	12/11/2023	<5.0	<5.0	**6.8**	<5.0	<2.0
	03/01/2024	<5.0	<5.0	**5.3**	<5.0	<2.0
	CHANGE	NA	NA		NA	NA
MW-62I (former TMW-12I)	12/01/2021	<5.0	**277**	**774**	**62.8**	<2.0
	Remedial Injections - Spring 2022					
	11/17/2022	NS	NS	NS	NS	NS
	02/10/2023	<5.0	**13.5**	**869**	**27.5**	<2.0
	04/26/2023	<5.0	<5.0	**1780**	**31.4**	**1180**
	7/7/2023	NS	NS	NS	NS	NS
	12/11/2023	<5.0	<5.0	**1070**	**5.9**	**1500**
	03/05/2024	<5.0	<5.0	**1160**	**6.4**	**964**
	CHANGE	NA	↓	↑	↓	↑

		PCE	TCE	cDCE	tDCE	VC
IDEM RCG Residential TWSL's		**5**	**5**	**70**	**100**	**2**
IDEM RCG Residential VESL's		**110**	**9.1**	**NE**	**NE**	**2.1**
IDEM RCG Industrial VESL's		**470**	**38**	**NE**	**NE**	**35**
MW-62D (former TMW-12D)	11/05/2021	<5.0	<5.0	**517**	**33.4**	<2.0
	12/01/2021	<5.0	<5.0	**704**	**30.9**	**3.1**
	Remedial Injections - Spring 2022					
	11/17/2022	NS	NS	NS	NS	NS
	02/10/2023	<5.0	<5.0	**36.6**	<5.0	**429**
	04/26/2023	<5.0	<5.0	**21.0**	<5.0	**218**
	7/7/2023	NS	NS	NS	NS	NS
	12/11/2023	<5.0	<5.0	<5.0	<5.0	**54.6**
	03/05/2024	<5.0	<5.0	<5.0	<5.0	**140**
	CHANGE	NA	NA	↓	↓	↑
MW-63I (former TMW-13I)	11/04/2021	<5.0	<5.0	<5.0	<5.0	<2.0
	12/01/2021	<5.0	<5.0	<5.0	<5.0	<2.0
	Remedial Injections - Spring 2022					
	11/17/2022	NS	NS	NS	NS	NS
	02/10/2023	<5.0	<5.0	**10.3**	<5.0	<2.0
	04/26/2023	<5.0	<5.0	**19.3**	<5.0	<2.0
	7/7/2023	NS	NS	NS	NS	NS
	12/12/2023	<5.0	<5.0	**6.8**	<5.0	<2.0
	03/04/2024	<5.0	<5.0	**5.1**	<5.0	<2.0
	CHANGE	NA	NA	↑	NA	NA
MW-63D (former TMW-13D)	11/04/2021	<5.0	<5.0	<5.0	<5.0	<2.0
	12/01/2021	<5.0	<5.0	<5.0	<5.0	<2.0
	Remedial Injections - Spring 2022					
	11/17/2022	NS	NS	NS	NS	NS
	02/10/2023	<5.0	<5.0	<5.0	<5.0	<2.0
	04/26/2023	<5.0	<5.0	<5.0	<5.0	<2.0
	7/7/2023	NS	NS	NS	NS	NS
	12/12/2023	<5.0	<5.0	**11.0**	<5.0	<2.0
	03/04/2024	<5.0	<5.0	<5.0	<5.0	**3.9**
	CHANGE	NA	NA	NA	NA	↑
MW-64I	11/22/2022	<5.0	**101**	**745**	**74.9**	<2.0
	02/10/2023	<5.0	**63.8**	**659**	**61.2**	<2.0
	04/26/2023	<5.0	**54.4**	**728**	**70.4**	**2.1**
	7/7/2023	NS	NS	NS	NS	NS
	11/10/2023	<5.0	**45.5**	**753**	**55.9**	**32.9**
	03/05/2024	<5.0	**54.1**	**690**	**61.3**	**4.9**
	CHANGE	NA	NA	NA	NA	NA
MW-64D	11/22/2022	<5.0	<5.0	<5.0	<5.0	<2.0
	02/10/2023	<5.0	<5.0	<5.0	<5.0	<2.0
	04/26/2023	<5.0	<5.0	<5.0	<5.0	<2.0
	7/7/2023	NS	NS	NS	NS	NS
	11/10/2023	<5.0	<5.0	<5.0	<5.0	<2.0
	03/05/2024	<5.0	<5.0	<5.0	<5.0	<2.0
	CHANGE	NA	NA	NA	NA	NA

Notes

↓	= Decrease since injections
↓	= Decreased to BRL since injections
	= No distinct trend since injections
↑	= Increase since injections
BOLD	= Constituent detected above Laboratory Reporting Limit
BOLD	= Constituent detected above IDEM RCG Residential TWSL's
BOLD	= Constituent detected above IDEM RCG Residential VESL's
BOLD	= Constituent detected above IDEM RCG Industrial VESL's

NE = No Screening Level Established for Constituent
BRL = Below Laboratory Reporting Limit
NS = Not Sampled
NA = Not Applicable

TABLE 6
1Q2024 COMPREHENSIVE GROUNDWATER ANALYTICAL RESULTS
HRID / Former Hoagland Tomato Cannery Property
Franklin, Indiana

		PCE	TCE	cDCE	tDCE	VC	Other VOCs
IDEM RCG Residential TWSL's		**5**	**5**	**70**	**100**	**2**	**Varies**
IDEM RCG Residential VESL's		**110**	**9.1**	**NE**	**NE**	**2.1**	**Varies**
IDEM RCG Industrial VESL's		**470**	**38**	**NE**	**NE**	**35**	**Varies**
Sample Identification	**Date Collected**	**Analytical Results in micrograms per liter (ug/L)**					
MW-10	9/24/2013	< 5.0	< 5.0	< 5.0	< 5.0	< 2.0	BRL
	3/7/2014	< 5.0	< 5.0	< 5.0	< 5.0	< 2.0	BRL
	9/1/2016	< 5.0	< 5.0	< 5.0	< 5.0	< 2.0	BRL
	8/21/2017	< 5.0	< 5.0	< 5.0	< 5.0	< 2.0	BRL
	3/11/2019	<5.0	<5.0	<5.0	<5.0	<2.0	BRL
	11/16/2020	<5.0	<5.0	<5.0	<5.0	<2.0	BRL
	3/4/2021	NS	NS	NS	NS	NS	NS
	8/13/2021	NS	NS	NS	NS	NS	NS
	Remedial Injections - Fall 2021						
	6/6/2022	NS	NS	NS	NS	NS	NS
	8/8/2022	NS	NS	NS	NS	NS	NS
	11/16/2022	<5.0	<5.0	<5.0	<5.0	<2.0	BRL
	2/9/2023	NS	NS	NS	NS	NS	NS
	4/24/2023	NS	NS	NS	NS	NS	NS
	7/7/2023	NS	NS	NS	NS	NS	NS
	11/16/2022	<5.0	<5.0	<5.0	<5.0	<2.0	BRL
	3/1/2024	NS	NS	NS	NS	NS	NS
MW-11	3/5/2014	**135**	**94.4**	< 5.0	< 5.0	< 2.0	BRL
	9/24/2013	**94.6**	**83.2**	< 5.0	< 5.0	< 2.0	BRL
	9/1/2016	**136**	**110**	< 5.0	< 5.0	< 2.0	BRL
	8/21/2017	**124**	**82.4**	< 5.0	< 5.0	< 2.0	BRL
	6/15/2018	**102**	**60.0**	< 5.0	< 5.0	< 2.0	BRL
	02/08/2019	**68.7**	**50.4**	<5.0	<5.0	<2.0	BRL
	03/05/2019	**39.6**	**29.5**	<5.0	<5.0	<2.0	BRL
	3/29/2019	**45.3**	**31.5**	<5.0	<5.0	<2.0	BRL
	11/17/2020	**110**	**37.5**	<5.0	<5.0	<2.0	BRL
	3/4/2021	NS	NS	NS	NS	NS	NS
	8/13/2021	NS	NS	NS	NS	NS	NS
	Remedial Injections - Fall 2021						
	6/6/2022	**40.6**	**14.8**	**298**	<5.0	<2.0	BRL
	08/09/2022	**9.0**	**6.4**	**280**	<5.0	<2.0	BRL
	11/14/2022	<5.0	<5.0	**187**	<5.0	**7.5**	BRL
	02/09/2023	<5.0	<5.0	**26.1**	<5.0	<2.0	BRL
	04/25/2023	**10.8**	<5.0	**23.6**	<5.0	**4.4**	BRL
	7/7/2023	<5.0	<5.0	**99.2**	<5.0	<2.0	BRL
	11/07/2023	**5.5**	**8.9**	**111**	<5.0	<2.0	BRL
	03/01/2024	<5.0	<5.0	**72.4**	<5.0	**7.5**	BRL
MW-11D	6/15/2018	< 5.0	< 5.0	< 5.0	< 5.0	< 2.0	BRL
	02/08/2019	<5.0	<5.0	<5.0	<5.0	<2.0	BRL
	03/05/2019	**7.2**	<5.0	<5.0	<5.0	<2.0	BRL
	3/29/2019	<5.0	<5.0	<5.0	<5.0	<2.0	BRL
	11/17/2020	<5.0	<2.0	<5.0	<5.0	<2.0	BRL
	3/4/2021	NS	NS	NS	NS	NS	NS
	8/13/2021	NS	NS	NS	NS	NS	NS
	Remedial Injections - Fall 2021						
	03/15/2022	<5.0	<5.0	<5.0	<5.0	<2.0	BRL
	6/6/2022	NS	NS	NS	NS	NS	NS
	8/8/2022	NS	NS	NS	NS	NS	NS
	11/15/2022	<5.0	<5.0	<5.0	<5.0	<2.0	BRL
	2/9/2023	NS	NS	NS	NS	NS	NS
	4/24/2023	NS	NS	NS	NS	NS	NS
	7/7/2023	NS	NS	NS	NS	NS	NS
	11/07/2023	<5.0	<5.0	<5.0	<5.0	<2.0	BRL
	3/1/2024	NS	NS	NS	NS	NS	NS

		PCE	TCE	cDCE	tDCE	VC	Other VOCs
IDEM RCG Residential TWSL's		**5**	**5**	**70**	**100**	**2**	**Varies**
IDEM RCG Residential VESL's		**110**	**9.1**	**NE**	**NE**	**2.1**	**Varies**
IDEM RCG Industrial VESL's		**470**	**38**	**NE**	**NE**	**35**	**Varies**
MW 12	3/5/2014	< 5.0	**10.3**	< 5.0	< 5.0	< 2.0	BRL
	3/3/2014	< 5.0	**10.3**	< 5.0	< 5.0	< 2.0	BRL
	9/1/2016	< 5.0	**42.4**	< 5.0	< 5.0	< 2.0	BRL
	8/21/2017	< 5.0	< 5.0	< 5.0	< 5.0	< 2.0	BRL
	02/05/2019	<5.0	**38.8**	<5.0	<5.0	<2.0	BRL
	3/7/2019	<5.0	**42.0**	<5.0	<5.0	<2.0	BRL
	4/1/2019	<5.0	**29.9**	<5.0	<5.0	<2.0	BRL
	11/17/2020	<5.0	**55.3**	<5.0	<5.0	<2.0	BRL
	3/4/2021	NS	NS	NS	NS	NS	NS
	08/18/2021	<5.0	**39.2**	<5.0	<5.0	<2.0	BRL
	Remedial Injections - Fall 2021						
	03/14/2022	<5.0	**24.5**	<5.0	<5.0	<2.0	BRL
	6/8/2022	<5.0	**48.7**	<5.0	<5.0	<2.0	BRL
	08/10/2022	<5.0	**52.6**	<5.0	<5.0	<2.0	BRL
	11/18/2022	<5.0	**51.5**	<5.0	<5.0	<2.0	BRL
	02/10/2023	<5.0	**51.3**	<5.0	<5.0	<2.0	BRL
	04/24/2023	<5.0	**38.6**	<5.0	<5.0	<2.0	BRL
	7/12/2023	<5.0	**58.8**	<5.0	<5.0	<2.0	BRL
	11/13/2023	<5.0	**63.5**	<5.0	<5.0	**2.2**	BRL
	03/04/2024	<5.0	**54.8**	<5.0	<5.0	**6.1**	BRL
MW 12D	02/05/2019	<5.0	<5.0	<5.0	<5.0	<2.0	BRL
	3/7/2019	<5.0	<5.0	<5.0	<5.0	<2.0	BRL
	4/1/2019	<5.0	<5.0	<5.0	<5.0	<2.0	BRL
	11/17/2020	<5.0	<5.0	<5.0	<5.0	<2.0	BRL
	3/4/2021	NS	NS	NS	NS	NS	NS
	08/17/2021	<5.0	<5.0	<5.0	<5.0	<2.0	BRL
	Remedial Injections - Fall 2021						
	03/14/2022	<5.0	<5.0	<5.0	<5.0	<2.0	BRL
	6/8/2022	<5.0	<5.0	<5.0	<5.0	<2.0	BRL
	08/10/2022	<5.0	<5.0	<5.0	<5.0	<2.0	BRL
	11/17/2022	<5.0	<5.0	<5.0	<5.0	<2.0	BRL
	02/10/2023	<5.0	<5.0	<5.0	<5.0	<2.0	BRL
	04/24/2023	<5.0	<5.0	<5.0	<5.0	<2.0	BRL
	7/12/2023	<5.0	<5.0	<5.0	<5.0	<2.0	BRL
	11/13/2023	<5.0	<5.0	<5.0	<5.0	<2.0	BRL
	03/04/2024	<5.0	<5.0	<5.0	<5.0	<2.0	BRL
MW-13	9/24/2013	< 5.0	< 5.0	< 5.0	< 5.0	< 2.0	BRL
	3/5/2014	< 5.0	< 5.0	< 5.0	< 5.0	< 2.0	BRL
	9/1/2016	< 5.0	< 5.0	< 5.0	< 5.0	< 2.0	BRL
	8/21/2017	< 5.0	< 5.0	< 5.0	< 5.0	< 2.0	BRL
	11/17/2020	<5.0	<5.0	<5.0	<5.0	<2.0	BRL
	3/4/2021	NS	NS	NS	NS	NS	NS
	8/13/2021	NS	NS	NS	NS	NS	NS
	Remedial Injections - Fall 2021						
	6/6/2022	NS	NS	NS	NS	NS	NS
	8/8/2022	NS	NS	NS	NS	NS	NS
	11/15/2022	<5.0	<5.0	<5.0	<5.0	<2.0	BRL
	2/9/2023	NS	NS	NS	NS	NS	NS
	4/24/2023	NS	NS	NS	NS	NS	NS
	7/7/2023	NS	NS	NS	NS	NS	NS
	11/07/2023	<5.0	<5.0	<5.0	<5.0	<2.0	BRL
	3/1/2024	NS	NS	NS	NS	NS	NS

		PCE	TCE	cDCE	tDCE	VC	Other VOCs
IDEM RCG Residential TWSL's		**5**	**5**	**70**	**100**	**2**	**Varies**
IDEM RCG Residential VESL's		**110**	**9.1**	**NE**	**NE**	**2.1**	**Varies**
IDEM RCG Industrial VESL's		**470**	**38**	**NE**	**NE**	**35**	**Varies**
MW-14	9/25/2013	< 5.0	< 5.0	< 5.0	< 5.0	< 2.0	BRL
	3/7/2014	< 5.0	< 5.0	< 5.0	< 5.0	< 2.0	BRL
	8/21/2017	< 5.0	< 5.0	< 5.0	< 5.0	< 2.0	BRL
	02/08/2019	<5.0	<5.0	<5.0	<5.0	<2.0	BRL
	3/6/2019	<5.0	<5.0	<5.0	<5.0	<2.0	BRL
	4/1/2019	<5.0	**495**	**7.7**	<5.0	<2.0	BRL
	11/18/2020	<5.0	<5.0	<5.0	<5.0	<2.0	BRL
	3/4/2021	NS	NS	NS	NS	NS	NS
	8/13/2021	NS	NS	NS	NS	NS	NS
	Remedial Injections - Fall 2021						
	03/16/2022	<5.0	<5.0	<5.0	<5.0	<2.0	BRL
	6/8/2022	<5.0	<5.0	<5.0	<5.0	<2.0	BRL
	08/11/2022	<5.0	<5.0	<5.0	<5.0	<2.0	BRL
	11/16/2022	<5.0	<5.0	<5.0	<5.0	<2.0	BRL
	02/16/2023	<5.0	<5.0	<5.0	<5.0	<2.0	BRL
	05/01/2023	<5.0	<5.0	<5.0	<5.0	<2.0	BRL
	7/12/2023	<5.0	<5.0	<5.0	<5.0	<2.0	BRL
	11/13/2023	<5.0	<5.0	<5.0	<5.0	<2.0	BRL
	03/05/2024	<5.0	<5.0	<5.0	<5.0	<2.0	BRL
MW-14D	02/08/2019	<5.0	**583**	**26.4**	<5.0	<2.0	BRL
	3/6/2019	<5.0	<5.0	<5.0	<5.0	<2.0	BRL
	4/1/2019	<5.0	**524**	**11**	<5.0	<2.0	BRL
	11/18/2020	<5.0	**439**	**23.5**	<5.0	<2.0	BRL
	3/4/2021	NS	NS	NS	NS	NS	NS
	8/13/2021	NS	NS	NS	NS	NS	NS
	Remedial Injections - Fall 2021						
	03/16/2022	<5.0	**234**	**25.2**	<5.0	<2.0	BRL
	6/8/2022	<5.0	**281**	**27.6**	<5.0	<2.0	BRL
	08/11/2022	<5.0	**285**	**33.9**	<5.0	<2.0	BRL
	11/16/2022	<5.0	**270**	**28.5**	<5.0	<2.0	BRL
	02/16/2023	<5.0	**272**	**35.9**	<5.0	<2.0	BRL
	05/01/2023	<5.0	**287**	**40.3**	<5.0	<2.0	BRL
	7/12/2023	<5.0	**296**	**52.1**	<5.0	**3.7**	BRL
	11/13/2023	<5.0	**312**	**74.2**	<5.0	**7.1**	BRL
	03/05/2024	<5.0	**372**	**78.8**	<5.0	**2.8**	BRL
MW-15	9/25/2013	< 5.0	**26.3**	< 5.0	< 5.0	< 2.0	BRL
	3/7/2014	< 5.0	**16.6**	< 5.0	< 5.0	< 2.0	BRL
	8/21/2017	< 5.0	**42.3**	< 5.0	< 5.0	< 2.0	BRL
	6/15/2018	< 5.0	**50.3**	< 5.0	< 5.0	< 2.0	BRL
	02/08/2019	<5.0	**49.3**	<5.0	<5.0	<2.0	BRL
	3/6/2019	<5.0	<5.0	<5.0	<5.0	<2.0	BRL
	4/1/2019	<5.0	**6.7**	**579**	**18.1**	<2.0	BRL
	11/18/2020	<5.0	**32.6**	<5.0	<5.0	<2.0	BRL
	3/4/2021	NS	NS	NS	NS	NS	NS
	08/13/2021	<5.0	**35.1**	<5.0	<5.0	<2.0	BRL
	Remedial Injections - Fall 2021						
	03/16/2022	<5.0	**13.5**	<5.0	<5.0	<2.0	BRL
	6/9/2022	<5.0	**36.8**	<5.0	<5.0	<2.0	BRL
	08/11/2022	<5.0	**44.2**	<5.0	<5.0	<2.0	BRL
	11/16/2022	<5.0	**32.2**	<5.0	<5.0	<2.0	BRL
	02/17/2023	<5.0	**38.0**	<5.0	<5.0	<2.0	BRL
	05/01/2023	<5.0	**25.8**	<5.0	<5.0	<2.0	BRL
	7/12/2023	<5.0	**40.9**	<5.0	<5.0	<2.0	BRL
	11/13/2023	<5.0	**55.1**	<5.0	<5.0	<2.0	BRL
	03/05/2024	<5.0	**44.8**	<5.0	<5.0	<2.0	BRL

		PCE	TCE	cDCE	tDCE	VC	Other VOCs
IDEM RCG Residential TWSL's		**5**	**5**	**70**	**100**	**2**	**Varies**
IDEM RCG Residential VESL's		**110**	**9.1**	**NE**	**NE**	**2.1**	**Varies**
IDEM RCG Industrial VESL's		**470**	**38**	**NE**	**NE**	**35**	**Varies**
MW-15D	6/15/2018	< 5.0	**120**	**384**	**42.3**	< 2.0	BRL
	02/08/2019	<5.0	**12.3**	**780**	**53.5**	<2.0	BRL
	3/6/2019	<5.0	**7.8**	**430**	**17.9**	<2.0	BRL
	4/1/2019	<5.0	<5.0	**557**	**29.5**	<2.0	BRL
	11/18/2020	<5.0	<5.0	**588**	**54.2**	<2.0	BRL
	3/4/2021	NS	NS	NS	NS	NS	NS
	08/13/2021	<5.0	<5.0	**618**	**42.5**	<2.0	BRL
	Remedial Injections - Fall 2021						
	03/16/2022	<5.0	<5.0	**82.6**	<5.0	<2.0	BRL
	6/9/2022	<5.0	<5.0	**60.1**	<5.0	<2.0	BRL
	08/11/2022	<5.0	<5.0	**58.0**	<5.0	<2.0	BRL
	11/16/2022	<5.0	<5.0	**41.9**	<5.0	<2.0	BRL
	02/17/2023	<5.0	<5.0	**41.1**	<5.0	<2.0	BRL
	05/01/2023	<5.0	<5.0	**72.7**	<5.0	<2.0	BRL
	7/12/2023	<5.0	<5.0	**135**	<5.0	<2.0	BRL
	11/13/2023	<5.0	<5.0	**300**	**6.8**	**2.1**	BRL
	03/05/2024	<5.0	<5.0	**45.5**	<5.0	<2.0	BRL
MW-16	9/25/2013	< 5.0	< 5.0	< 5.0	< 5.0	< 2.0	BRL
	3/7/2014	< 5.0	< 5.0	< 5.0	< 5.0	< 2.0	BRL
	8/21/2017	< 5.0	< 5.0	< 5.0	< 5.0	< 2.0	BRL
	3/6/2019	<5.0	<5.0	<5.0	<5.0	<2.0	BRL
	11/18/2020	<5.0	<5.0	<5.0	<5.0	<2.0	BRL
	3/4/2021	NS	NS	NS	NS	NS	NS
	8/13/2021	NS	NS	NS	NS	NS	NS
	Remedial Injections - Fall 2021						
	6/6/2022	NS	NS	NS	NS	NS	NS
	8/8/2022	NS	NS	NS	NS	NS	NS
	11/16/2022	<5.0	<5.0	<5.0	<5.0	<2.0	BRL
	2/9/2023	NS	NS	NS	NS	NS	NS
	4/24/2023	NS	NS	NS	NS	NS	NS
	7/7/2023	NS	NS	NS	NS	NS	NS
	11/09/2023	<5.0	<5.0	<5.0	<5.0	<2.0	BRL
	3/1/2024	NS	NS	NS	NS	NS	NS
MW-17	9/25/2013	< 5.0	< 5.0	< 5.0	< 5.0	< 2.0	BRL
	3/7/2014	< 5.0	< 5.0	< 5.0	< 5.0	< 2.0	BRL
	3/6/2019	<5.0	<5.0	<5.0	<5.0	<2.0	BRL
	11/16/2020	NS	NS	NS	NS	NS	NS
	3/4/2021	NS	NS	NS	NS	NS	NS
	8/13/2021	NS	NS	NS	NS	NS	NS
	Remedial Injections - Fall 2021						
	6/6/2022	NS	NS	NS	NS	NS	NS
	8/8/2022	NS	NS	NS	NS	NS	NS
	11/16/2022	<5.0	<5.0	<5.0	<5.0	<2.0	BRL
	2/9/2023	NS	NS	NS	NS	NS	NS
	4/24/2023	NS	NS	NS	NS	NS	NS
	7/7/2023	NS	NS	NS	NS	NS	NS
	11/09/2023	<5.0	<5.0	<5.0	<5.0	<2.0	BRL
	3/1/2024	NS	NS	NS	NS	NS	NS
MW-18	3/3/2014	<5.0	<5.0	<5.0	<5.0	<2.0	BRL
	11/16/2020	NS	NS	NS	NS	NS	NS
	3/4/2021	NS	NS	NS	NS	NS	NS
	8/13/2021	NS	NS	NS	NS	NS	NS
	Well Destroyed 2021						
MW-19	3/3/2014	<5.0	<5.0	<5.0	<5.0	<2.0	BRL
	3/12/2019	<5.0	<5.0	<5.0	<5.0	<2.0	BRL
	11/16/2020	NS	NS	NS	NS	NS	NS
	3/4/2021	NS	NS	NS	NS	NS	NS
	8/13/2021	NS	NS	NS	NS	NS	NS
	Well Deystroyed 2021						

		PCE	TCE	cDCE	tDCE	VC	Other VOCs
IDEM RCG Residential TWSL's		**5**	**5**	**70**	**100**	**2**	**Varies**
IDEM RCG Residential VESL's		**110**	**9.1**	**NE**	**NE**	**2.1**	**Varies**
IDEM RCG Industrial VESL's		**470**	**38**	**NE**	**NE**	**35**	**Varies**
MW-20	3/3/2014	< 5.0	< 5.0	< 5.0	< 5.0	< 2.0	BRL
	9/1/2016	< 5.0	< 5.0	< 5.0	< 5.0	< 2.0	BRL
	8/21/2017	< 5.0	< 5.0	< 5.0	< 5.0	< 2.0	BRL
	3/12/2019	<5.0	<5.0	<5.0	<5.0	<2.0	BRL
	11/16/2020	<5.0	<5.0	<5.0	<5.0	<2.0	BRL
	3/4/2021	NS	NS	NS	NS	NS	NS
	8/13/2021	NS	NS	NS	NS	NS	NS
	Remedial Injections - Fall 2021						
	6/6/2022	NS	NS	NS	NS	NS	NS
	8/8/2022	NS	NS	NS	NS	NS	NS
	11/15/2022	<5.0	<5.0	<5.0	<5.0	<2.0	BRL
	2/9/2023	NS	NS	NS	NS	NS	NS
	4/24/2023	NS	NS	NS	NS	NS	NS
	7/7/2023	NS	NS	NS	NS	NS	NS
	11/09/2023	<5.0	<5.0	<5.0	<5.0	<2.0	BRL
	3/1/2024	NS	NS	NS	NS	NS	NS
MW-21	3/3/2014	< 5.0	< 5.0	< 5.0	< 5.0	< 2.0	BRL
	9/1/2016	< 5.0	< 5.0	< 5.0	< 5.0	< 2.0	BRL
	8/21/2017	< 5.0	< 5.0	< 5.0	< 5.0	< 2.0	BRL
	3/12/2019	<5.0	<5.0	<5.0	<5.0	<2.0	BRL
	11/16/2020	<5.0	<5.0	<5.0	<5.0	<2.0	BRL
	3/4/2021	NS	NS	NS	NS	NS	NS
	8/13/2021	NS	NS	NS	NS	NS	NS
	Remedial Injections - Fall 2021						
	6/6/2022	NS	NS	NS	NS	NS	NS
	8/8/2022	NS	NS	NS	NS	NS	NS
	11/15/2022	<5.0	<5.0	<5.0	<5.0	<2.0	BRL
	2/9/2023	NS	NS	NS	NS	NS	NS
	4/24/2023	NS	NS	NS	NS	NS	NS
	7/7/2023	NS	NS	NS	NS	NS	NS
	11/9/2023	<5.0	<5.0	<5.0	<5.0	<2.0	BRL
	3/1/2024	NS	NS	NS	NS	NS	NS
MW-22	3/5/2014	**8.5**	< 5.0	< 5.0	< 5.0	< 2.0	BRL
	9/1/2016	**8.4**	**89.5**	< 5.0	< 5.0	< 2.0	BRL
	8/21/2017	**9.6**	**86.4**	< 5.0	< 5.0	< 2.0	BRL
	6/14/2018	**8.9**	**73.9**	<5.0	<5.0	<2.0	BRL
	02/08/2019	**8.1**	**71.5**	**10.8**	<5.0	<2.0	BRL
	3/7/2019	**5.8**	**30**	<5.0	<5.0	<2.0	BRL
	3/27/2019	**6.7**	**30.8**	<5.0	<5.0	<2.0	BRL
	11/17/2020	**11.8**	**68.7**	<5.0	<5.0	<2.0	BRL
	3/4/2021	NS	NS	NS	NS	NS	NS
	08/13/2021	**11.1**	**66.7**	<5.0	<5.0	<2.0	BRL
	Remedial Injections - Fall 2021						
	03/15/2022	<5.0	<5.0	**6.5**	<5.0	<2.0	BRL
	6/8/2022	**5.8**	**38.1**	**131**	<5.0	**6.7**	BRL
	08/09/2022	<5.0	<5.0	**168**	<5.0	**36.1**	BRL
	11/17/2022	<5.0	<5.0	**51.7**	<5.0	**92.9**	BRL
	02/09/2023	<5.0	**8.1**	**72.4**	<5.0	**78.9**	BRL
	04/24/2023	<5.0	**16.6**	**112**	<5.0	**27.0**	BRL
	7/11/2023	<5.0	**7.8**	**56.1**	**5.6**	**36.2**	BRL
	11/08/2023	<5.0	<5.0	**80.1**	<5.0	**28.6**	BRL
	03/01/2024	<5.0	**25.9**	**79.0**	<5.0	**19.4**	BRL

		PCE	TCE	cDCE	tDCE	VC	Other VOCs
IDEM RCG Residential TWSL's		**5**	**5**	**70**	**100**	**2**	**Varies**
IDEM RCG Residential VESL's		**110**	**9.1**	**NE**	**NE**	**2.1**	**Varies**
IDEM RCG Industrial VESL's		**470**	**38**	**NE**	**NE**	**35**	**Varies**
MW-22D	6/14/2018	**7.4**	**34.6**	< 5.0	< 5.0	< 2.0	BRL
	02/08/2019	**9.1**	**42.6**	<5.0	<5.0	<2.0	BRL
	3/7/2019	**13.3**	**43.6**	<5.0	<5.0	<2.0	BRL
	3/27/2019	**7.4**	**32.1**	<5.0	<5.0	<2.0	BRL
	11/17/2020	**10.5**	**32.8**	<5.0	<5.0	<2.0	BRL
	3/4/2021	NS	NS	NS	NS	NS	NS
	08/13/2021	**10.4**	**33**	<5.0	<5.0	<2.0	BRL
	Remedial Injections - Fall 2021						
	03/15/2022	**11.5**	**37.8**	**10.6**	<5.0	<2.0	BRL
	6/8/2022	**13.6**	**41.4**	**61.9**	<5.0	**2.9**	BRL
	08/09/2022	**10.9**	**36.3**	**103**	<5.0	**14.3**	BRL
	11/17/2022	**10.3**	**31**	**111**	<5.0	**37.9**	BRL
	02/15/2023	**11.8**	**35.9**	**89.0**	<5.0	**36.6**	BRL
	04/25/2023	**11.3**	**32.9**	**55.0**	<5.0	**16.4**	BRL
	7/11/2023	**10.8**	**29.3**	**32.9**	<5.0	**12.1**	BRL
	11/08/2023	**9.1**	**30**	**24.9**	<5.0	**14.2**	BRL
	03/01/2024	**7.7**	**22.5**	**18.3**	<5.0	**10.4**	BRL
MW-23	3/3/2014	**141**	**469**	< 5.0	< 5.0	< 2.0	BRL
	9/1/2016	**156**	**323**	< 5.0	< 5.0	< 2.0	BRL
	8/21/2017	**115**	**234**	<5.0	<5.0	<2.0	BRL
	3/11/2019	**15.7**	**21.9**	<5.0	<5.0	<2.0	BRL
	11/16/2020	Well Dry - Not Sampled					
	3/4/2021	NS	NS	NS	NS	NS	NS
	8/13/2021	NS	NS	NS	NS	NS	NS
	Remedial Injections - Fall 2021						
	03/15/2022	<5.0	<5.0	**731**	<5.0	**29.8**	BRL
	6/6/2022	<5.0	<5.0	**65.7**	<5.0	**3.0**	BRL
	08/09/2022	<5.0	<5.0	**192**	<5.0	**14.3**	BRL
	11/14/2022	<5.0	<5.0	**14.5**	<5.0	**4.7**	BRL
	02/09/2023	<5.0	<5.0	<5.0	<5.0	**2.5**	BRL
	05/01/2023	<5.0	<5.0	**5.5**	<5.0	<2.0	BRL
	7/11/2023	<5.0	<5.0	<5.0	<5.0	**3.5**	BRL
	11/07/2023	<5.0	<5.0	<5.0	<5.0	<2.0	BRL
	03/01/2024	<5.0	<5.0	<5.0	<5.0	<2.0	BRL
MW-24	3/6/2014	**183**	**65.6**	< 5.0	< 5.0	< 2.0	BRL
	9/1/2016	**185**	**52.0**	< 5.0	< 5.0	< 2.0	BRL
	8/21/2017	**167**	**59.0**	<5.0	<5.0	<2.0	BRL
	3/12/2019	**55.2**	**60.2**	<5.0	<5.0	<2.0	BRL
	11/16/2020	**64.9**	**35.9**	<5.0	<5.0	<2.0	BRL
	3/4/2021	NS	NS	NS	NS	NS	NS
	08/18/2021	**94**	**79**	<5.0	<5.0	<2.0	BRL
	Remedial Injections - Fall 2021						
	03/17/2022	**52.3**	**41.2**	**59.1**	<5.0	<2.0	BRL
	6/7/2022	**95.0**	**51.1**	**110**	<5.0	<2.0	BRL
	08/08/2022	**86.1**	**25.1**	**193**	<5.0	<2.0	BRL
	11/15/2022	**41.0**	**6.2**	**37.5**	<5.0	**8.3**	BRL
	02/17/2023	**40.8**	**8.3**	**11.1**	<5.0	**2.2**	BRL
	05/02/2023	**23.4**	**7.0**	<5.0	<5.0	<2.0	BRL
	7/7/2023	**37.6**	**9.0**	**11.0**	<5.0	<2.0	BRL
	11/07/2023	**23.2**	<5.0	**13.7**	<5.0	**7.7**	BRL
	03/01/2024	**13.7**	<5.0	<5.0	<5.0	<2.0	BRL
MW-25	3/5/2014	< 5.0	**9.4**	< 5.0	< 5.0	< 2.0	BRL
	11/16/2020	<5.0	<5.0	<5.0	<5.0	<2.0	BRL
	3/4/2021	NS	NS	NS	NS	NS	NS
	08/18/2021	<5.0	**5.1**	<5.0	<5.0	<2.0	BRL
	Remedial Injections - Fall 2021						
	6/6/2022	NS	NS	NS	NS	NS	NS
	8/8/2022	NS	NS	NS	NS	NS	NS
	11/15/2022	<5.0	<5.0	<5.0	<5.0	<2.0	BRL
	2/9/2023	NS	NS	NS	NS	NS	NS
	05/01/2023	<5.0	<5.0	<5.0	<5.0	<2.0	BRL
	7/7/2023	NS	NS	NS	NS	NS	NS
	11/13/2023	<5.0	**6.8**	<5.0	<5.0	<2.0	BRL
	3/1/2024	NS	NS	NS	NS	NS	NS

		PCE	TCE	cDCE	tDCE	VC	Other VOCs
IDEM RCG Residential TWSL's		**5**	**5**	**70**	**100**	**2**	**Varies**
IDEM RCG Residential VESL's		**110**	**9.1**	**NE**	**NE**	**2.1**	**Varies**
IDEM RCG Industrial VESL's		**470**	**38**	**NE**	**NE**	**35**	**Varies**
MW-26	3/5/2014	**26.9**	**63.1**	< 5.0	< 5.0	< 2.0	BRL
	9/1/2016	**22.2**	**55.4**	< 5.0	< 5.0	< 2.0	BRL
	8/21/2017	**21.8**	**48.0**	<5.0	<5.0	<2.0	BRL
	6/14/2018	**22.3**	**39.8**	<5.0	<5.0	<2.0	BRL
	02/05/2019	**14.8**	**46.1**	<5.0	<5.0	<2.0	BRL
	3/11/2019	**12.5**	**35.5**	<5.0	<5.0	<2.0	BRL
	03/28/2019	**15.6**	**31**	<5.0	<5.0	<2.0	BRL
	11/17/2020	**27.9**	**47.6**	<5.0	<5.0	<2.0	BRL
	3/4/2021	NS	NS	NS	NS	NS	NS
	08/12/2021	**23.5**	**50.5**	<5.0	<5.0	<2.0	BRL
	Remedial Injections - Fall 2021						
	03/16/2022	<5.0	**8.1**	**11.1**	<5.0	**80.2**	BRL
	6/6/2022	7.4	**11.2**	<5.0	<5.0	**36.9**	BRL
	08/08/2022	**6.6**	**9.4**	<5.0	<5.0	**17.9**	BRL
	11/15/2022	**9.3**	**11.8**	<5.0	<5.0	**8.1**	BRL
	02/16/2023	**11.0**	**18.7**	<5.0	<5.0	<2.0	BRL
	05/02/2023	**10.6**	**34.3**	<5.0	<5.0	**2.5**	BRL
	7/10/2023	**12.6**	**22.2**	<5.0	<5.0	**2.5**	BRL
	11/07/2023	**14.0**	**22.3**	<5.0	<5.0	<2.0	BRL
	03/01/2024	**13.0**	**22.1**	<5.0	<5.0	<2.0	BRL
MW 32 (Deep Well paired with MW-26)	8/21/2017	**11.0**	**26.9**	**19.1**	< 5.0	< 2.0	BRL
	6/15/2018	**15.1**	**27.1**	**26.5**	< 5.0	< 2.0	BRL
	02/05/2019	**8.0**	**9.4**	**5.9**	<5.0	<2.0	BRL
	3/11/2019	**16.1**	**37.9**	<5.0	<5.0	<2.0	BRL
	03/28/2019	**15.8**	**29.5**	<5.0	<5.0	<5.0	BRL
	11/16/2020	**7.6**	**7.8**	**8.2**	<5.0	<2.0	BRL
	3/4/2021	NS	NS	NS	NS	NS	NS
	08/12/2021	**6.2**	<5.0	<5.0	<5.0	<2.0	BRL
	Remedial Injections - Fall 2021						
	03/16/2022	**12.5**	**22.3**	**29.8**	<5.0	<2.0	BRL
	6/6/2022	**15.0**	**26.4**	**33.8**	<5.0	<2.0	BRL
	08/08/2022	**8.3**	**15.1**	**22.9**	<5.0	<2.0	BRL
	11/15/2022	**10.6**	**22.6**	**29.0**	<5.0	<2.0	BRL
	02/16/2023	**9.9**	**15.4**	**17.5**	<5.0	<2.0	BRL
	05/02/2023	**8.9**	**15.3**	**18.5**	<5.0	<2.0	BRL
	7/10/2023	**9.6**	**14.9**	**21.3**	<5.0	<2.0	BRL
	11/09/2023	**9.2**	**14.5**	**21.5**	<5.0	<2.0	BRL
	03/01/2024	**5.5**	<5.0	<5.0	<5.0	<2.0	BRL
MW-27	3/5/2014	< 5.0	< 5.0	< 5.0	< 5.0	< 2.0	BRL
	9/1/2016	< 5.0	< 5.0	< 5.0	< 5.0	< 2.0	BRL
	8/21/2017	< 5.0	< 5.0	< 5.0	< 5.0	< 2.0	BRL
	3/11/2019	< 5.0	< 5.0	< 5.0	< 5.0	< 2.0	BRL
	11/16/2020	<5.0	<5.0	<5.0	<5.0	<2.0	BRL
	3/4/2021	NS	NS	NS	NS	NS	NS
	8/13/2021	NS	NS	NS	NS	NS	NS
	Remedial Injections - Fall 2021						
	6/6/2022	NS	NS	NS	NS	NS	NS
	8/8/2022	NS	NS	NS	NS	NS	NS
	11/15/2022	<5.0	<5.0	<5.0	<5.0	<2.0	BRL
	2/9/2023	NS	NS	NS	NS	NS	NS
	4/24/2023	NS	NS	NS	NS	NS	NS
	7/7/2023	NS	NS	NS	NS	NS	NS
	11/07/2023	<5.0	<5.0	<5.0	<5.0	<2.0	BRL
	3/1/2024	NS	NS	NS	NS	NS	NS

		PCE	TCE	cDCE	tDCE	VC	Other VOCs
IDEM RCG Residential TWSL's		**5**	**5**	**70**	**100**	**2**	**Varies**
IDEM RCG Residential VESL's		**110**	**9.1**	**NE**	**NE**	**2.1**	**Varies**
IDEM RCG Industrial VESL's		**470**	**38**	**NE**	**NE**	**35**	**Varies**
MW-28	3/7/2014	< 5.0	< 5.0	**19.3**	< 5.0	< 2.0	BRL
	8/22/2017	< 5.0	< 5.0	**47.7**	< 5.0	< 2.0	BRL
	3/6/2019	<5.0	<5.0	<5.0	<5.0	<2.0	BRL
	11/18/2020	<5.0	<5.0	**56.8**	<5.0	<2.0	BRL
	3/4/2021	NS	NS	NS	NS	NS	NS
	08/16/2021	<5.0	<5.0	**57.8**	**7.4**	<2.0	BRL
	Remedial Injections - Fall 2021						
	6/6/2022	NS	NS	NS	NS	NS	NS
	8/8/2022	NS	NS	NS	NS	NS	NS
	11/16/2022	<5.0	<5.0	**43.8**	<5.0	<2.0	BRL
	2/9/2023	NS	NS	NS	NS	NS	NS
	4/24/2023	NS	NS	NS	NS	NS	NS
	7/7/2023	NS	NS	NS	NS	NS	NS
	11/09/2023	<5.0	<5.0	**46.9**	<5.0	<2.0	BRL
	3/1/2024	NS	NS	NS	NS	NS	NS
MW 29	3/7/2014	**14.5**	**153**	< 5.0	< 5.0	< 2.0	BRL
	9/1/2016	**13.6**	**128**	< 5.0	< 5.0	< 2.0	BRL
	8/21/2017	**13.4**	**106**	< 5.0	< 5.0	< 2.0	BRL
	6/14/2018	**14.0**	**97.6**	< 5.0	< 5.0	< 2.0	BRL
	02/05/2019	<5.0	**34.5**	<5.0	<5.0	<2.0	BRL
	3/7/2019	<5.0	**15.7**	<5.0	<5.0	<2.0	BRL
	3/27/2019	**6.8**	**40.6**	<5.0	<5.0	<2.0	BRL
	11/16/2020	Well Dry - Not Sampled					
	3/4/2021	NS	NS	NS	NS	NS	NS
	08/16/2021	**13.5**	**47.8**	<5.0	<5.0	<2.0	BRL
	Remedial Injections - Fall 2021						
	03/14/2022	<5.0	<5.0	**41.0**	<5.0	<2.0	BRL
	6/8/2022	<5.0	<5.0	**67.0**	<5.0	<2.0	BRL
	08/10/2022	<5.0	<5.0	**102**	<5.0	<2.0	BRL
	11/17/2022	<5.0	<5.0	**46.1**	<5.0	**13.8**	BRL
	02/09/2023	<5.0	<5.0	**23.3**	<5.0	**8**	BRL
	04/24/2023	<5.0	<5.0	**11.8**	<5.0	**11.8**	BRL
	7/7/2023	<5.0	<5.0	**32.7**	<5.0	**22.2**	BRL
	11/08/2023	<5.0	<5.0	**66.9**	<5.0	**38.4**	BRL
	03/04/2024	<5.0	<5.0	**62.1**	<5.0	**29.6**	BRL
MW 29D	6/14/2018	**12.9**	**148**	**33.6**	< 5.0	< 2.0	BRL
	02/05/2019	**13.4**	**149**	**25.7**	<5.0	<2.0	BRL
	3/7/2019	**14.4**	**124**	**21.2**	<5.0	<2.0	BRL
	3/27/2019	**9.8**	**106**	**21.4**	<5.0	<2.0	BRL
	11/17/2020	**7.4**	**75.9**	**90**	<5.0	<2.0	BRL
	3/4/2021	NS	NS	NS	NS	NS	NS
	08/16/2021	**13**	**122**	**47.5**	<5.0	<2.0	BRL
	Remedial Injections - Fall 2021						
	03/14/2022	**12.6**	**110**	**58.1**	<5.0	<2.0	BRL
	6/8/2022	**19.2**	**143**	**75.3**	<5.0	<2.0	BRL
	08/10/2022	**16.5**	**140**	**98.3**	<5.0	<2.0	BRL
	11/17/2022	**12.9**	**105**	**73.6**	<5.0	**7.9**	BRL
	02/09/2023	**13.9**	**103**	**73.7**	<5.0	**17.5**	BRL
	04/24/2023	**16.8**	**126**	**71.8**	<5.0	**34.9**	BRL
	7/7/2023	**14.7**	**131**	**72.2**	<5.0	**29.4**	BRL
	11/08/2023	**13.1**	**126**	**95.9**	<5.0	**33.9**	BRL
	11/08/2023	**13.1**	**126**	**95.9**	<5.0	**33.9**	BRL

		PCE	TCE	cDCE	tDCE	VC	Other VOCs
IDEM RCG Residential TWSL's		**5**	**5**	**70**	**100**	**2**	**Varies**
IDEM RCG Residential VESL's		**110**	**9.1**	**NE**	**NE**	**2.1**	**Varies**
IDEM RCG Industrial VESL's		**470**	**38**	**NE**	**NE**	**35**	**Varies**
MW-30	9/1/2016	**695**	**386**	< 5.0	< 5.0	< 2.0	BRL
	8/22/2017	**475**	**253**	< 5.0	< 5.0	< 2.0	BRL
	6/15/18	**520**	**283**	< 5.0	< 5.0	< 2.0	BRL
	02/08/2019	**171**	**173**	<5.0	<5.0	<2.0	BRL
	3/11/2019	**293**	**163**	<5.0	<5.0	<2.0	BRL
	3/29/2019	**444**	**159**	<5.0	<5.0	<2.0	BRL
	11/17/2020	**636**	**214**	<5.0	<5.0	<2.0	BRL
	3/4/2021	NS	NS	NS	NS	NS	NS
	08/16/2021	**526**	**245**	<5.0	<5.0	<2.0	BRL
	Remedial Injections - Fall 2021						
	03/15/2022	**178**	**143**	**1430**	**6.4**	**79.9**	BRL
	6/6/2022	**19.5**	**13.0**	**4500**	**38.2**	**112**	BRL
	08/09/2022	<5.0	<5.0	**298**	**11.4**	**102**	BRL
	11/14/2022	<5.0	<5.0	**521**	**18.3**	**108**	BRL
	02/09/2023	<5.0	<5.0	**44.9**	**6.0**	**45.0**	BRL
	04/25/2023	**67.6**	**35.8**	**252**	**6.2**	**28.2**	BRL
	7/7/2023	<5.0	<5.0	**14.7**	<5.0	**21.6**	BRL
	11/07/2023	<5.0	<5.0	**13.8**	<5.0	**11.5**	BRL
	03/01/2024	<5.0	<5.0	**44.8**	<5.0	**15.8**	BRL
MW-31 (Deep well paired with MW-30)	8/22/2017	**5.7**	<5.0	< 5.0	< 5.0	< 2.0	BRL
	6/15/2018	< 5.0	<5.0	< 5.0	< 5.0	< 2.0	BRL
	02/08/2019	<5.0	<5.0	**5.4**	<5.0	<2.0	BRL
	3/11/2019	<5.0	<5.0	<5.0	<5.0	<2.0	BRL
	3/29/2019	<5.0	<5.0	<5.0	<5.0	<2.0	BRL
	11/17/2020	**13.3**	<5.0	<5.0	<5.0	<2.0	BRL
	3/4/2021	NS	NS	NS	NS	NS	NS
	08/16/2021	<5.0	<5.0	<5.0	<5.0	<2.0	BRL
	Remedial Injections - Fall 2021						
	6/6/2022	NS	NS	NS	NS	NS	NS
	8/8/2022	NS	NS	NS	NS	NS	NS
	11/14/2022	<5.0	<5.0	**6.8**	<5.0	<2.0	BRL
	2/9/2023	NS	NS	NS	NS	NS	NS
	04/25/2023	<5.0	<5.0	<5.0	<5.0	<2.0	BRL
	7/7/2023	NS	NS	NS	NS	NS	NS
	11/07/2023	<5.0	<5.0	<5.0	<5.0	<2.0	BRL
	3/1/2024	NS	NS	NS	NS	NS	NS
MW 33	02/05/2019	**28.9**	**61**	<5.0	<5.0	<2.0	BRL
	3/7/2019	**46.0**	**71.1**	**5.6**	<5.0	<2.0	BRL
	03/28/2019	**7.8**	**29.3**	<5.0	<5.0	<2.0	BRL
	11/17/2020	**28.4**	**56.6**	<5.0	<5.0	<2.0	BRL
	3/4/2021	NS	NS	NS	NS	NS	NS
	08/13/2021	**29.5**	**63.8**	<5.0	<5.0	<2.0	BRL
	Remedial Injections - Fall 2021						
	03/16/2022	**31.1**	**57.1**	**27.5**	<5.0	<2.0	BRL
	6/7/2022	**35.3**	**53.3**	**19.6**	<5.0	**6.7**	BRL
	08/09/2022	**26.4**	**41.1**	**14.3**	<5.0	**5.3**	BRL
	11/16/2022	**27.2**	**38.5**	**8.6**	<5.0	<2.0	BRL
	02/17/2023	**29.3**	**49.4**	**8.4**	<5.0	<2.0	BRL
	04/25/2023	**32.5**	**48.1**	**7.9**	<5.0	<2.0	BRL
	7/10/2023	**26.3**	**41**	**6.6**	<5.0	<2.0	BRL
	11/07/2023	**23.1**	**41.2**	**5.5**	<5.0	<2.0	BRL
	03/05/2024	**27.0**	**35.7**	**5.0**	<5.0	<2.0	BRL

		PCE	TCE	cDCE	tDCE	VC	Other VOCs
IDEM RCG Residential TWSL's		**5**	**5**	**70**	**100**	**2**	**Varies**
IDEM RCG Residential VESL's		**110**	**9.1**	**NE**	**NE**	**2.1**	**Varies**
IDEM RCG Industrial VESL's		**470**	**38**	**NE**	**NE**	**35**	**Varies**
MW 33D	02/05/2019	**21.1**	**114**	<5.0	<5.0	<2.0	BRL
	3/7/2019	**35.4**	**97.3**	<5.0	<5.0	<2.0	BRL
	03/28/2019	**17.1**	**59.9**	<2.0	<5.0	<2.0	BRL
	11/17/2020	**24.6**	**68.6**	<5.0	<5.0	<2.0	BRL
	3/4/2021	NS	NS	NS	NS	NS	NS
	08/13/2021	**12.2**	**47.9**	<5.0	<5.0	<2.0	BRL
	Remedial Injections - Fall 2021						
	03/16/2022	**28.9**	**93.7**	**5.8**	<5.0	<2.0	BRL
	6/7/2022	**36.5**	**109**	**5.7**	<5.0	<2.0	BRL
	08/09/2022	**30.0**	**97.3**	**9.8**	<5.0	<2.0	BRL
	11/16/2022	**19.3**	**46.7**	<5.0	<5.0	<2.0	BRL
	02/10/2023	**35.2**	**101**	**5.4**	<5.0	<2.0	BRL
	04/25/2023	**34.6**	**104**	**6.6**	<5.0	<2.0	BRL
	7/10/2023	**31.7**	**105**	**8.4**	<5.0	<2.0	BRL
	11/07/2023	**28.0**	**101**	**9.3**	<5.0	<2.0	BRL
	03/05/2024	**31.6**	**100**	**8.9**	<5.0	<2.0	BRL
MW-34	11/18/2020	<5.0	<5.0	<5.0	<5.0	<2.0	BRL
	03/04/2021	<5.0	<5.0	<5.0	<5.0	<2.0	BRL
	8/13/2021	<5.0	<5.0	<5.0	<5.0	<2.0	BRL
	Remedial Injections - Fall 2021						
	6/6/2022	NS	NS	NS	NS	NS	NS
	8/8/2022	NS	NS	NS	NS	NS	NS
	11/17/2022	<5.0	<5.0	<5.0	<5.0	<2.0	BRL
	2/9/2023	NS	NS	NS	NS	NS	NS
	4/24/2023	NS	NS	NS	NS	NS	NS
	7/7/2023	NS	NS	NS	NS	NS	NS
	11/09/2023	<5.0	<5.0	<5.0	<5.0	<2.0	BRL
	3/1/2024	NS	NS	NS	NS	NS	NS
MW-34D	11/18/2020	<5.0	<5.0	<5.0	<5.0	<2.0	BRL
	03/04/2021	<5.0	<5.0	<5.0	<5.0	<2.0	BRL
	8/13/2021	<5.0	<5.0	<5.0	<5.0	<2.0	BRL
	Remedial Injections - Fall 2021						
	6/6/2022	NS	NS	NS	NS	NS	NS
	8/8/2022	NS	NS	NS	NS	NS	NS
	11/17/2022	<5.0	<5.0	<5.0	<5.0	<2.0	BRL
	2/9/2023	NS	NS	NS	NS	NS	NS
	4/24/2023	NS	NS	NS	NS	NS	NS
	7/7/2023	NS	NS	NS	NS	NS	NS
	11/09/2023	<5.0	<5.0	<5.0	<5.0	<2.0	BRL
	3/1/2024	NS	NS	NS	NS	NS	NS
MW-35	11/18/2020	<5.0	<5.0	<5.0	<5.0	<2.0	BRL
	03/04/2021	<5.0	<5.0	<5.0	<5.0	<2.0	BRL
	8/13/2021	<5.0	<5.0	<5.0	<5.0	<2.0	BRL
	Remedial Injections - Fall 2021						
	6/6/2022	NS	NS	NS	NS	NS	NS
	8/8/2022	NS	NS	NS	NS	NS	NS
	11/15/2022	<5.0	<5.0	<5.0	<5.0	<2.0	BRL
	2/9/2023	NS	NS	NS	NS	NS	NS
	4/24/2023	NS	NS	NS	NS	NS	NS
	7/7/2023	NS	NS	NS	NS	NS	NS
	11/7/2023	<5.0	<5.0	<5.0	<5.0	<2.0	BRL
	3/1/2024	NS	NS	NS	NS	NS	NS
MW-35D	11/18/2020	<5.0	<5.0	<5.0	<5.0	<2.0	BRL
	03/04/2021	<5.0	<5.0	<5.0	<5.0	<2.0	BRL
	8/13/2021	<5.0	<5.0	<5.0	<5.0	<2.0	BRL
	Remedial Injections - Fall 2021						
	6/6/2022	NS	NS	NS	NS	NS	NS
	8/8/2022	NS	NS	NS	NS	NS	NS
	11/15/2022	<5.0	<5.0	<5.0	<5.0	<2.0	BRL
	2/9/2023	NS	NS	NS	NS	NS	NS
	4/24/2023	NS	NS	NS	NS	NS	NS
	7/7/2023	NS	NS	NS	NS	NS	NS
	11/7/2023	<5.0	<5.0	<5.0	<5.0	<2.0	BRL
	3/1/2024	NS	NS	NS	NS	NS	NS

		PCE	TCE	cDCE	tDCE	VC	Other VOCs
IDEM RCG Residential TWSL's		**5**	**5**	**70**	**100**	**2**	**Varies**
IDEM RCG Residential VESL's		**110**	**9.1**	**NE**	**NE**	**2.1**	**Varies**
IDEM RCG Industrial VESL's		**470**	**38**	**NE**	**NE**	**35**	**Varies**
MW-36	11/18/2020	**11.9**	**39.2**	<5.0	<5.0	<2.0	BRL
	03/05/2021	**9.2**	**38.4**	<5.0	<5.0	<2.0	BRL
	08/18/2021	<5.0	**12.2**	<5.0	<5.0	<2.0	BRL
	Remedial Injections - Fall 2021						
	03/17/2022	**26.1**	**80.6**	<5.0	<5.0	<2.0	BRL
	6/9/2022	**19.6**	**52.9**	<5.0	<5.0	<2.0	BRL
	08/08/2022	**8.9**	**23.5**	<5.0	<5.0	<2.0	BRL
	11/15/2022	<5.0	<5.0	<5.0	<5.0	<2.0	BRL
	02/17/2023	**14.1**	**20.2**	<5.0	<5.0	<2.0	BRL
	05/02/2023	**16.9**	**20.0**	<5.0	<5.0	<2.0	BRL
	7/12/2023	**12.4**	**6.1**	<5.0	<5.0	<2.0	BRL
	11/13/2023	<5.0	<5.0	<5.0	<5.0	<2.0	BRL
	03/05/2024	**12.0**	**8.7**	<5.0	<5.0	<2.0	BRL
MW-36D	11/18/2020	<5.0	<5.0	<5.0	<5.0	<2.0	BRL
	03/05/2021	<5.0	<5.0	<5.0	<5.0	<2.0	BRL
	08/18/2021	<5.0	<5.0	<5.0	<5.0	<2.0	BRL
	Remedial Injections - Fall 2021						
	6/6/2022	NS	NS	NS	NS	NS	NS
	8/8/2022	NS	NS	NS	NS	NS	NS
	11/15/2022	<5.0	<5.0	<5.0	<5.0	<2.0	BRL
	2/9/2023	NS	NS	NS	NS	NS	NS
	4/24/2023	NS	NS	NS	NS	NS	NS
	7/7/2023	NS	NS	NS	NS	NS	NS
	11/13/2023	<5.0	<5.0	<5.0	<5.0	<2.0	BRL
	3/1/2024	NS	NS	NS	NS	NS	NS
MW-37	11/18/2020	**23.8**	**23.5**	<5.0	<5.0	<2.0	BRL
	03/05/2021	**17.8**	**12.6**	<5.0	<5.0	<2.0	BRL
	08/16/2021	**22.5**	**23.9**	<5.0	<5.0	<2.0	BRL
	Remedial Injections - Fall 2021						
	03/16/2022	**26.3**	**38.5**	<5.0	<5.0	<2.0	BRL
	6/6/2022	**32.7**	**35.8**	<5.0	<5.0	<2.0	BRL
	08/08/2022	**22.4**	**23.3**	<5.0	<5.0	<2.0	BRL
	11/15/2022	**26.9**	**16**	<5.0	<5.0	<2.0	BRL
	02/09/2023	**26.9**	**9.6**	<5.0	<5.0	<2.0	BRL
	04/25/2023	**30.6**	**15.9**	<5.0	<5.0	<2.0	BRL
	7/7/2023	**26.7**	**10.8**	<5.0	<5.0	<2.0	BRL
	11/09/2023	**25.9**	**11.2**	<5.0	<5.0	<2.0	BRL
	03/01/2024	**21.2**	**12.7**	<5.0	<5.0	<2.0	BRL
MW-37D	11/18/2020	<5.0	<5.0	<5.0	<5.0	<2.0	BRL
	03/05/2021	<5.0	<5.0	<5.0	<5.0	<2.0	BRL
	08/16/2021	<5.0	<5.0	<5.0	<5.0	<2.0	BRL
	Remedial Injections - Fall 2021						
	6/6/2022	NS	NS	NS	NS	NS	NS
	8/8/2022	NS	NS	NS	NS	NS	NS
	11/15/2022	<5.0	<5.0	<5.0	<5.0	<2.0	BRL
	2/9/2023	NS	NS	NS	NS	NS	NS
	4/24/2023	NS	NS	NS	NS	NS	NS
	7/7/2023	NS	NS	NS	NS	NS	NS
	11/9/2023	<5.0	<5.0	<5.0	<5.0	<2.0	BRL
	3/1/2024	NS	NS	NS	NS	NS	NS
MW-38	11/17/2020	**47.6**	**35.1**	<5.0	<5.0	<2.0	BRL
	03/04/2021	**35**	**27.1**	<5.0	<5.0	<2.0	BRL
	08/12/2021	**37.5**	**46.3**	<5.0	<5.0	<2.0	BRL
	Remedial Injections - Fall 2021						
	6/6/2022	NS	NS	NS	NS	NS	NS
	8/8/2022	NS	NS	NS	NS	NS	NS
	11/15/2022	**55.9**	**25.5**	<5.0	<5.0	<2.0	BRL
	2/9/2023	NS	NS	NS	NS	NS	NS
	4/24/2023	NS	NS	NS	NS	NS	NS
	7/7/2023	NS	NS	NS	NS	NS	NS
	11/07/2023	**53.6**	**27.6**	<5.0	<5.0	<2.0	BRL
	3/1/2024	NS	NS	NS	NS	NS	NS

		PCE	TCE	cDCE	tDCE	VC	Other VOCs
IDEM RCG Residential TWSL's		**5**	**5**	**70**	**100**	**2**	**Varies**
IDEM RCG Residential VESL's		**110**	**9.1**	**NE**	**NE**	**2.1**	**Varies**
IDEM RCG Industrial VESL's		**470**	**38**	**NE**	**NE**	**35**	**Varies**
MW-38D	11/17/2020	**18.5**	**105**	<5.0	<5.0	<2.0	BRL
	03/04/2021	**13.2**	**99.7**	<5.0	<5.0	<2.0	BRL
	08/12/2021	**23.1**	**141**	<5.0	<5.0	<2.0	BRL
	Remedial Injections - Fall 2021						
	6/6/2022	NS	NS	NS	NS	NS	NS
	8/8/2022	NS	NS	NS	NS	NS	NS
	11/15/2022	**23.9**	**91.3**	<5.0	<5.0	<2.0	BRL
	2/9/2023	NS	NS	NS	NS	NS	NS
	4/24/2023	NS	NS	NS	NS	NS	NS
	7/7/2023	NS	NS	NS	NS	NS	NS
	11/07/2023	**27.5**	**89.5**	<5.0	<5.0	<2.0	BRL
	3/1/2024	NS	NS	NS	NS	NS	NS
MW-39	11/18/2020	**8**	**12.4**	<5.0	<5.0	**9.9**	BRL
	03/04/2021	**14.4**	**36.7**	<5.0	<5.0	**4.7**	BRL
	08/13/2021	**10.3**	**43.3**	<5.0	<5.0	<2.0	BRL
	Remedial Injections - Fall 2021						
	03/16/2022	**21.5**	**50.9**	<5.0	<5.0	**3.5**	BRL
	6/6/2022	**30.0**	**63.7**	<5.0	<5.0	**3.7**	BRL
	08/08/2022	**13.2**	**10.9**	<5.0	<5.0	**10.1**	BRL
	11/17/2022	Well obstructed and could not be sampled					
	2/9/2023	Well obstructed and could not be sampled					
	04/24/2023	**25.5**	**41.4**	<5.0	<5.0	<2.0	BRL
	7/7/2023	**27.7**	**34.7**	<5.0	<5.0	**4.5**	BRL
	11/07/2023	**11.3**	**10**	<5.0	<5.0	**8.5**	BRL
	03/01/2024	**18.3**	**26.4**	<5.0	<5.0	<2.0	BRL
MW-39D	11/18/2020	<5.0	<5.0	**10.9**	<5.0	<2.0	BRL
	03/04/2021	<5.0	<5.0	<5.0	<5.0	<2.0	BRL
	08/13/2021	<5.0	<5.0	**23.8**	<5.0	<2.0	BRL
	Remedial Injections - Fall 2021						
	6/6/2022	NS	NS	NS	NS	NS	NS
	8/8/2022	NS	NS	NS	NS	NS	NS
	11/17/2022	<5.0	<5.0	**10.1**	<5.0	<2.0	BRL
	2/9/2023	NS	NS	NS	NS	NS	NS
	4/24/2023	NS	NS	NS	NS	NS	NS
	7/7/2023	NS	NS	NS	NS	NS	NS
	11/07/2023	<5.0	<5.0	**21.6**	<5.0	<2.0	BRL
	3/1/2024	NS	NS	NS	NS	NS	NS
MW-40	11/18/2020	<5.0	**213**	**401**	**640**	**4.1**	BRL
	03/03/2021	<5.0	**159**	**296**	**405**	**2.2**	BRL
	08/16/2021	<5.0	**193**	**160**	**187**	<2.0	BRL
	Remedial Injections - Fall 2021						
	03/16/2022	<5.0	**197**	**65.8**	**66.2**	<2.0	BRL
	6/7/2022	<5.0	**212**	**50.9**	**44.6**	<2.0	BRL
	08/10/2022	<5.0	**182**	**88.5**	**82.4**	<2.0	BRL
	11/16/2022	<5.0	**163**	**125**	**142**	<2.0	BRL
	02/16/2023	<5.0	**167**	**218**	**260**	**2.3**	BRL
	04/24/2023	<5.0	**190**	**82.5**	**91.6**	<2.0	BRL
	7/7/2023	<5.0	**178**	**86.9**	**92.8**	<2.0	BRL
	11/09/2023	<5.0	**187**	**210**	**258**	**2.8**	BRL
	03/05/2024	<5.0	**113**	**254**	**319**	**2.4**	BRL
MW-40D	11/18/2020	<5.0	<5.0	**15.5**	**22.1**	<2.0	BRL
	03/03/2021	<5.0	<5.0	**6.6**	**5.4**	<2.0	BRL
	08/16/2021	<5.0	<5.0	**6.1**	<5.0	<2.0	BRL
	Remedial Injections - Fall 2021						
	6/6/2022	NS	NS	NS	NS	NS	NS
	8/8/2022	NS	NS	NS	NS	NS	NS
	11/16/2022	<5.0	<5.0	<5.0	<5.0	<2.0	BRL
	2/9/2023	NS	NS	NS	NS	NS	NS
	4/24/2023	<5.0	<5.0	<5.0	<5.0	<2.0	BRL
	7/7/2023	NS	NS	NS	NS	NS	NS
	11/07/2023	<5.0	<5.0	<5.0	<5.0	<2.0	BRL
	3/1/2024	NS	NS	NS	NS	NS	NS

		PCE	TCE	cDCE	tDCE	VC	Other VOCs
IDEM RCG Residential TWSL's		**5**	**5**	**70**	**100**	**2**	**Varies**
IDEM RCG Residential VESL's		**110**	**9.1**	**NE**	**NE**	**2.1**	**Varies**
IDEM RCG Industrial VESL's		**470**	**38**	**NE**	**NE**	**35**	**Varies**
MW-41	11/17/2020	<5.0	**400**	**6.3**	<5.0	**3.3**	BRL
	03/03/2021	<5.0	**304**	**5.3**	<5.0	**3.5**	BRL
	08/13/2021	<5.0	**250**	<5.0	<5.0	<2.0	BRL
	Remedial Injections - Fall 2021						
	03/14/2022	<5.0	**139**	**178**	<5.0	**2.9**	BRL
	6/8/2022	<5.0	**163**	**84.1**	<5.0	**2.8**	BRL
	08/10/2022	<5.0	**243**	**90.4**	<5.0	**3.9**	BRL
	11/17/2022	<5.0	**220**	**82.3**	<5.0	**4.5**	BRL
	02/16/2023	<5.0	**125**	**164**	<5.0	**9.3**	BRL
	04/25/2023	<5.0	**41.6**	**130**	<5.0	**30.8**	BRL
	7/12/2023	<5.0	**60.1**	**77.7**	<5.0	**35.6**	BRL
	11/09/2023	<5.0	**161**	**156**	<5.0	**31**	BRL
	03/04/2024	<5.0	**88.9**	**64.6**	<5.0	**24.7**	BRL
MW-41D	11/17/2020	<5.0	**277**	**7.1**	<5.0	<2.0	BRL
	03/03/2021	<5.0	**248**	**6.6**	<5.0	<2.0	BRL
	08/13/2021	<5.0	**236**	**9.7**	<5.0	<2.0	BRL
	Remedial Injections - Fall 2021						
	03/17/2022	<5.0	<5.0	**435**	<5.0	**3.3**	BRL
	6/8/2022	<5.0	<5.0	**299**	<5.0	**24.7**	BRL
	08/10/2022	<5.0	<5.0	**13.9**	<5.0	**7.4**	BRL
	11/17/2022	<5.0	<5.0	<5.0	<5.0	<2.0	BRL
	02/14/2023	<5.0	<5.0	<5.0	<5.0	**6.5**	BRL
	05/01/2023	<5.0	<5.0	**32.4**	<5.0	**20.3**	BRL
	7/12/2023	<5.0	<5.0	**17.8**	<5.0	**16.4**	BRL
	11/09/2023	<5.0	<5.0	**51.0**	<5.0	**46.7**	BRL
	03/05/2024	<5.0	<5.0	**243**	<5.0	**78.9**	BRL
MW-42	11/17/2020	<5.0	**258**	<5.0	<5.0	<2.0	BRL
	03/05/2021	<5.0	**131**	<5.0	<5.0	<2.0	BRL
	08/16/2021	<5.0	**201**	<5.0	<5.0	<2.0	BRL
	Remedial Injections - Fall 2021						
	03/15/2022	<5.0	**84.0**	<5.0	<5.0	<2.0	BRL
	6/9/2022	<5.0	**187**	<5.0	<5.0	<2.0	BRL
	08/10/2022	<5.0	**204**	<5.0	<5.0	<2.0	BRL
	11/18/2022	<5.0	**252**	<5.0	<5.0	<2.0	BRL
	02/15/2023	<5.0	**183**	<5.0	<5.0	<2.0	BRL
	04/25/2023	<5.0	**142**	<5.0	<5.0	<2.0	BRL
	7/11/2023	<5.0	**247**	<5.0	<5.0	<2.0	BRL
	11/08/2023	<5.0	**291**	<5.0	<5.0	<2.0	BRL
	03/04/2024	<5.0	**178**	<5.0	<5.0	<2.0	BRL
MW-42D	11/17/2020	<5.0	**46.4**	**450**	**37**	<2.0	BRL
	03/05/2021	<5.0	**48.8**	**369**	**26.4**	<2.0	BRL
	08/16/2021	<5.0	**71.7**	**231**	**14.4**	<2.0	BRL
	Remedial Injections - Fall 2021						
	03/15/2022	<5.0	**132**	**171**	**13.6**	<2.0	BRL
	6/9/2022	<5.0	**111**	**312**	**27**	<2.0	BRL
	08/10/2022	<5.0	**122**	**365**	**31.2**	<2.0	BRL
	11/18/2022	<5.0	**95.6**	**298**	**22.0**	<2.0	BRL
	02/15/2023	<5.0	**92.9**	**328**	**27.8**	<2.0	BRL
	04/25/2023	<5.0	**120**	**308**	**29.5**	**2.3**	BRL
	7/11/2023	<5.0	**112**	**312**	**25.5**	**2.9**	BRL
	11/08/2023	<5.0	**100**	**331**	**27.0**	**2.4**	BRL
	03/04/2024	<5.0	**71.1**	**352**	**22.5**	**3.1**	BRL
MW-43	11/18/2020	<5.0	<5.0	<5.0	<5.0	<2.0	BRL
	03/04/2021	<5.0	<5.0	<5.0	<5.0	<2.0	BRL
	08/12/2021	<5.0	<5.0	<5.0	<5.0	<2.0	BRL
	Remedial Injections - Fall 2021						
	03/16/2022	<5.0	<5.0	<5.0	<5.0	<2.0	BRL
	6/9/2022	<5.0	<5.0	<5.0	<5.0	<2.0	BRL
	08/11/2022	<5.0	<5.0	<5.0	<5.0	<2.0	BRL
	11/16/2022	<5.0	<5.0	<5.0	<5.0	<2.0	BRL
	02/17/2023	<5.0	<5.0	<5.0	<5.0	<2.0	BRL
	04/24/2023	<5.0	<5.0	<5.0	<5.0	<2.0	BRL
	7/7/2023	<5.0	<5.0	<5.0	<5.0	<2.0	BRL
	11/13/2023	<5.0	<5.0	<5.0	<5.0	<2.0	BRL
	03/05/2024	<5.0	<5.0	<5.0	<5.0	<2.0	BRL

		PCE	TCE	cDCE	tDCE	VC	Other VOCs
IDEM RCG Residential TWSL's		**5**	**5**	**70**	**100**	**2**	**Varies**
IDEM RCG Residential VESL's		**110**	**9.1**	**NE**	**NE**	**2.1**	**Varies**
IDEM RCG Industrial VESL's		**470**	**38**	**NE**	**NE**	**35**	**Varies**
MW-43D	11/18/2020	<5.0	**7.1**	**16.7**	<5.0	<2.0	BRL
	03/04/2021	<5.0	<5.0	**10.7**	<5.0	<2.0	BRL
	08/12/2021	<5.0	**7.9**	**10**	<5.0	<2.0	BRL
	Remedial Injections - Fall 2021						
	03/16/2022	<5.0	<5.0	<5.0	<5.0	<2.0	BRL
	6/9/2022	<5.0	<5.0	<5.0	<5.0	<2.0	BRL
	08/11/2022	<5.0	<5.0	<5.0	<5.0	<2.0	BRL
	11/16/2022	<5.0	<5.0	<5.0	<5.0	<2.0	BRL
	02/17/2023	<5.0	<5.0	<5.0	<5.0	<2.0	BRL
	04/24/2023	<5.0	<5.0	<5.0	<5.0	<2.0	BRL
	7/7/2023	<5.0	<5.0	<5.0	<5.0	<2.0	BRL
	11/13/2023	<5.0	<5.0	<5.0	<5.0	<2.0	BRL
	03/05/2024	<5.0	<5.0	<5.0	<5.0	<2.0	BRL
MW-44	11/19/2020	<5.0	<5.0	<5.0	<5.0	<2.0	BRL
	03/04/2021	<5.0	<5.0	<5.0	<5.0	<2.0	BRL
	08/12/2021	<5.0	<5.0	<5.0	<5.0	<2.0	BRL
	Remedial Injections - Fall 2021						
	6/6/2022	NS	NS	NS	NS	NS	NS
	8/8/2022	NS	NS	NS	NS	NS	NS
	11/15/2022	<5.0	<5.0	<5.0	<5.0	<2.0	BRL
	2/9/2023	NS	NS	NS	NS	NS	NS
	4/24/2023	NS	NS	NS	NS	NS	NS
	7/7/2023	NS	NS	NS	NS	NS	NS
	11/09/2023	<5.0	<5.0	<5.0	<5.0	<2.0	BRL
	3/1/2024	NS	NS	NS	NS	NS	NS
MW-44D	11/19/2020	<5.0	<5.0	<5.0	<5.0	<2.0	BRL
	03/04/2021	<5.0	<5.0	<5.0	<5.0	<2.0	BRL
	08/12/2021	<5.0	<5.0	<5.0	<5.0	<2.0	BRL
	Remedial Injections - Fall 2021						
	6/6/2022	NS	NS	NS	NS	NS	NS
	8/8/2022	NS	NS	NS	NS	NS	NS
	11/15/2022	<5.0	<5.0	<5.0	<5.0	<2.0	BRL
	2/9/2023	NS	NS	NS	NS	NS	NS
	4/24/2023	NS	NS	NS	NS	NS	NS
	7/7/2023	NS	NS	NS	NS	NS	NS
	11/09/2023	<5.0	<5.0	<5.0	<5.0	<2.0	BRL
	3/1/2024	NS	NS	NS	NS	NS	NS
MW-45	11/19/2020	<5.0	<5.0	<5.0	<5.0	<2.0	BRL
	03/03/2021	<5.0	<5.0	<5.0	<5.0	<2.0	BRL
	08/12/2021	<5.0	<5.0	<5.0	<5.0	<2.0	BRL
	Remedial Injections - Fall 2021						
	6/6/2022	NS	NS	NS	NS	NS	NS
	8/8/2022	NS	NS	NS	NS	NS	NS
	11/17/2022	<5.0	<5.0	<5.0	<5.0	<2.0	BRL
	2/9/2023	NS	NS	NS	NS	NS	NS
	4/24/2023	NS	NS	NS	NS	NS	NS
	7/7/2023	NS	NS	NS	NS	NS	NS
	11/09/2023	<5.0	<5.0	<5.0	<5.0	<2.0	BRL
	3/1/2024	NS	NS	NS	NS	NS	NS
MW-45D	11/19/2020	<5.0	<5.0	<5.0	<5.0	<2.0	BRL
	03/03/2021	<5.0	<5.0	<5.0	<5.0	<2.0	BRL
	08/12/2021	<5.0	<5.0	<5.0	<5.0	<2.0	BRL
	Remedial Injections - Fall 2021						
	6/6/2022	NS	NS	NS	NS	NS	NS
	8/8/2022	NS	NS	NS	NS	NS	NS
	11/21/2022	<5.0	<5.0	<5.0	<5.0	<2.0	BRL
	2/9/2023	NS	NS	NS	NS	NS	NS
	4/24/2023	NS	NS	NS	NS	NS	NS
	7/7/2023	NS	NS	NS	NS	NS	NS
	11/8/2023	<5.0	<5.0	<5.0	<5.0	<2.0	BRL
	3/1/2024	NS	NS	NS	NS	NS	NS

		PCE	TCE	cDCE	tDCE	VC	Other VOCs
IDEM RCG Residential TWSL's		**5**	**5**	**70**	**100**	**2**	**Varies**
IDEM RCG Residential VESL's		**110**	**9.1**	**NE**	**NE**	**2.1**	**Varies**
IDEM RCG Industrial VESL's		**470**	**38**	**NE**	**NE**	**35**	**Varies**
MW-46	11/19/2020	<5.0	<5.0	<5.0	<5.0	<2.0	BRL
	03/02/2021	<5.0	<5.0	<5.0	<5.0	<2.0	BRL
	08/13/2021	<5.0	<5.0	<5.0	<5.0	<2.0	BRL
	Remedial Injections - Spring 2022						
	6/6/2022	NS	NS	NS	NS	NS	NS
	8/8/2022	NS	NS	NS	NS	NS	NS
	11/22/2022	<5.0	<5.0	<5.0	<5.0	<2.0	BRL
	2/9/2023	NS	NS	NS	NS	NS	NS
	4/24/2023	NS	NS	NS	NS	NS	NS
	7/7/2023	NS	NS	NS	NS	NS	NS
	11/10/2023	<5.0	<5.0	<5.0	<5.0	<2.0	BRL
	3/1/2024	NS	NS	NS	NS	NS	NS
MW-46I	11/19/2020	<5.0	**35.7**	**43.1**	<5.0	<2.0	BRL
	03/02/2021	<5.0	**29.7**	**40.5**	<5.0	<2.0	BRL
	08/17/2021	<5.0	**31.2**	**45.3**	<5.0	<2.0	BRL
	Remedial Injections - Spring 2022						
	6/8/2022	<5.0	**29.8**	**46.3**	**5.0**	<2.0	BRL
	08/11/2022	<5.0	<5.0	**84.5**	<5.0	**8.1**	BRL
	11/22/2022	<5.0	<5.0	**74.4**	<5.0	**31.5**	BRL
	02/10/2023	<5.0	<5.0	<5.0	<5.0	**91.4**	BRL
	05/02/2023	<5.0	<5.0	**45.3**	<5.0	**41.8**	BRL
	7/11/2023	<5.0	<5.0	**57.3**	<5.0	**40.7**	BRL
	11/10/2023	<5.0	<5.0	**64.2**	<5.0	**47.2**	BRL
	03/05/2024	<5.0	<5.0	**64.1**	<5.0	**25**	BRL
MW-46D	11/19/2020	<5.0	<5.0	**52.5**	<5.0	<2.0	BRL
	03/02/2021	<5.0	<5.0	**9.3**	<5.0	<2.0	BRL
	08/13/2021	<5.0	<5.0	**10**	<5.0	<2.0	BRL
	Remedial Injections - Spring 2022						
	6/6/2022	NS	NS	NS	NS	NS	NS
	8/8/2022	NS	NS	NS	NS	NS	NS
	11/22/2022	<5.0	<5.0	<5.0	<5.0	<2.0	BRL
	2/9/2023	NS	NS	NS	NS	NS	NS
	4/24/2023	NS	NS	NS	NS	NS	NS
	7/7/2023	NS	NS	NS	NS	NS	NS
	11/10/2023	<5.0	<5.0	**18.2**	<5.0	<2.0	BRL
	3/1/2024	NS	NS	NS	NS	NS	NS
MW-47	11/19/2020	<5.0	<5.0	<5.0	<5.0	<2.0	BRL
	03/02/2021	<5.0	<5.0	<5.0	<5.0	<2.0	BRL
	08/13/2021	<5.0	<5.0	<5.0	<5.0	<2.0	BRL
	Remedial Injections - Spring 2022						
	6/6/2022	NS	NS	NS	NS	NS	NS
	8/8/2022	NS	NS	NS	NS	NS	NS
	11/21/2022	<5.0	<5.0	<5.0	<5.0	<2.0	BRL
	2/9/2023	NS	NS	NS	NS	NS	NS
	4/24/2023	NS	NS	NS	NS	NS	NS
	7/7/2023	NS	NS	NS	NS	NS	NS
	11/10/2023	<5.0	<5.0	<5.0	<5.0	<2.0	BRL
	3/1/2024	NS	NS	NS	NS	NS	NS
MW-47I	11/19/2020	<5.0	<5.0	**9.9**	<5.0	<2.0	BRL
	03/02/2021	<5.0	<5.0	**6.7**	<5.0	<2.0	BRL
	08/17/2021	<5.0	<5.0	**34.1**	<5.0	<2.0	BRL
	Remedial Injections - Spring 2022						
	6/6/2022	NS	NS	NS	NS	NS	NS
	8/8/2022	NS	NS	NS	NS	NS	NS
	11/21/2022	<5.0	<5.0	**26.4**	<5.0	<2.0	BRL
	2/9/2023	NS	NS	NS	NS	NS	NS
	4/24/2023	NS	NS	NS	NS	NS	NS
	7/7/2023	NS	NS	NS	NS	NS	NS
	11/10/2023	<5.0	<5.0	**25.2**	<5.0	<2.0	BRL
	3/1/2024	NS	NS	NS	NS	NS	NS

		PCE	TCE	cDCE	tDCE	VC	Other VOCs
IDEM RCG Residential TWSL's		**5**	**5**	**70**	**100**	**2**	**Varies**
IDEM RCG Residential VESL's		**110**	**9.1**	**NE**	**NE**	**2.1**	**Varies**
IDEM RCG Industrial VESL's		**470**	**38**	**NE**	**NE**	**35**	**Varies**
MW-47D	11/19/2020	<5.0	<5.0	<5.0	<5.0	<2.0	BRL
	03/02/2021	<5.0	<5.0	<5.0	<5.0	<2.0	BRL
	08/13/2021	<5.0	<5.0	<5.0	<5.0	<2.0	BRL
	Remedial Injections - Spring 2022						
	6/6/2022	NS	NS	NS	NS	NS	NS
	8/8/2022	NS	NS	NS	NS	NS	NS
	11/21/2022	<5.0	<5.0	<5.0	<5.0	<2.0	BRL
	2/9/2023	NS	NS	NS	NS	NS	NS
	4/24/2023	NS	NS	NS	NS	NS	NS
	7/7/2023	NS	NS	NS	NS	NS	NS
	11/10/2023	<5.0	<5.0	<5.0	<5.0	<2.0	BRL
	3/1/2024	NS	NS	NS	NS	NS	NS
MW-48	11/19/2020	<5.0	<5.0	<5.0	<5.0	<2.0	BRL
	03/02/2021	<5.0	<5.0	<5.0	<5.0	<2.0	BRL
	08/16/2021	<5.0	<5.0	<5.0	<5.0	<2.0	BRL
	Remedial Injections - Spring 2022						
	6/6/2022	NS	NS	NS	NS	NS	NS
	8/8/2022	NS	NS	NS	NS	NS	NS
	11/21/2022	<5.0	<5.0	<5.0	<5.0	<2.0	BRL
	2/9/2023	NS	NS	NS	NS	NS	NS
	4/24/2023	NS	NS	NS	NS	NS	NS
	7/7/2023	NS	NS	NS	NS	NS	NS
	11/10/2023	<5.0	<5.0	<5.0	<5.0	<2.0	BRL
	3/1/2024	NS	NS	NS	NS	NS	NS
MW-48D	11/19/2020	<5.0	<5.0	<5.0	<5.0	<2.0	BRL
	03/02/2021	<5.0	<5.0	<5.0	<5.0	<2.0	BRL
	08/16/2021	<5.0	<5.0	<5.0	<5.0	<2.0	BRL
	Remedial Injections - Spring 2022						
	6/6/2022	NS	NS	NS	NS	NS	NS
	8/8/2022	NS	NS	NS	NS	NS	NS
	11/21/2022	<5.0	<5.0	<5.0	<5.0	<2.0	BRL
	2/9/2023	NS	NS	NS	NS	NS	NS
	4/24/2023	NS	NS	NS	NS	NS	NS
	7/7/2023	NS	NS	NS	NS	NS	NS
	11/10/2023	<5.0	<5.0	<5.0	<5.0	<2.0	BRL
	3/1/2024	NS	NS	NS	NS	NS	NS
MW-49	11/19/2020	<5.0	<5.0	<5.0	<5.0	<2.0	BRL
	03/03/2021	<5.0	<5.0	<5.0	<5.0	<2.0	BRL
	08/16/2021	NS	NS	NS	NS	NS	BRL
	Remedial Injections - Spring 2022						
	6/6/2022	NS	NS	NS	NS	NS	NS
	8/8/2022	NS	NS	NS	NS	NS	NS
	11/21/2022	<5.0	<5.0	<5.0	<5.0	<2.0	BRL
	2/9/2023	NS	NS	NS	NS	NS	NS
	4/24/2023	NS	NS	NS	NS	NS	NS
	7/7/2023	NS	NS	NS	NS	NS	NS
	11/10/2023	<5.0	<5.0	<5.0	<5.0	<2.0	BRL
	3/1/2024	NS	NS	NS	NS	NS	NS
MW-49D	11/19/2020	<5.0	<5.0	<5.0	<5.0	<2.0	BRL
	3/3/2021	<5.0	<5.0	<5.0	<5.0	<2.0	BRL
	Remedial Injections - Spring 2022						
	6/6/2022	NS	NS	NS	NS	NS	NS
	8/8/2022	NS	NS	NS	NS	NS	NS
	11/21/2022	<5.0	<5.0	<5.0	<5.0	<2.0	BRL
	2/9/2023	NS	NS	NS	NS	NS	NS
	4/24/2023	NS	NS	NS	NS	NS	NS
	7/7/2023	NS	NS	NS	NS	NS	NS
	11/10/2023	<5.0	<5.0	<5.0	<5.0	<2.0	BRL
	3/1/2024	NS	NS	NS	NS	NS	NS

		PCE	TCE	cDCE	tDCE	VC	Other VOCs
IDEM RCG Residential TWSL's		**5**	**5**	**70**	**100**	**2**	**Varies**
IDEM RCG Residential VESL's		**110**	**9.1**	**NE**	**NE**	**2.1**	**Varies**
IDEM RCG Industrial VESL's		**470**	**38**	**NE**	**NE**	**35**	**Varies**
MW-50	08/17/2021	<5.0	<5.0	<5.0	<5.0	<2.0	BRL
	Remedial Injections - Fall 2021						
	6/6/2022	NS	NS	NS	NS	NS	NS
	8/8/2022	NS	NS	NS	NS	NS	NS
	11/16/2022	<5.0	<5.0	<5.0	<5.0	<2.0	BRL
	2/9/2023	NS	NS	NS	NS	NS	NS
	4/24/2023	NS	NS	NS	NS	NS	NS
	7/7/2023	NS	NS	NS	NS	NS	NS
	11/9/2023	<5.0	<5.0	<5.0	<5.0	<2.0	BRL
	3/1/2024	NS	NS	NS	NS	NS	NS
MW-50D	08/17/2021	<5.0	<5.0	<5.0	<5.0	<2.0	BRL
	Remedial Injections - Fall 2021						
	6/6/2022	NS	NS	NS	NS	NS	NS
	8/8/2022	NS	NS	NS	NS	NS	NS
	11/16/2022	<5.0	<5.0	<5.0	<5.0	<2.0	BRL
	2/9/2023	NS	NS	NS	NS	NS	NS
	4/24/2023	NS	NS	NS	NS	NS	NS
	7/7/2023	NS	NS	NS	NS	NS	NS
	11/09/2023	<5.0	<5.0	<5.0	<5.0	<2.0	BRL
	3/1/2024	NS	NS	NS	NS	NS	NS
MW-51	08/17/2021	<5.0	<5.0	<5.0	<5.0	<2.0	BRL
	Remedial Injections - Fall 2021						
	6/6/2022	NS	NS	NS	NS	NS	NS
	8/8/2022	NS	NS	NS	NS	NS	NS
	11/16/2022	<5.0	<5.0	<5.0	<5.0	<2.0	BRL
	2/9/2023	NS	NS	NS	NS	NS	NS
	4/24/2023	NS	NS	NS	NS	NS	NS
	7/7/2023	NS	NS	NS	NS	NS	NS
	11/7/2023	<5.0	<5.0	<5.0	<5.0	<2.0	BRL
	3/1/2024	NS	NS	NS	NS	NS	NS
MW-52	08/16/2021	<5.0	**20.5**	**124**	**191**	<2.0	BRL
	Remedial Injections - Fall 2021						
	6/6/2022	NS	NS	NS	NS	NS	NS
	8/8/2022	NS	NS	NS	NS	NS	NS
	11/16/2022	<5.0	**49.2**	**265**	**469**	**2.3**	BRL
	2/9/2023	NS	NS	NS	NS	NS	NS
	4/24/2023	NS	NS	NS	NS	NS	NS
	7/7/2023	NS	NS	NS	NS	NS	NS
	11/09/2023	<5.0	**55.5**	**287**	**405**	**2.7**	BRL
	3/1/2024	NS	NS	NS	NS	NS	NS
MW-52D	08/16/2021	<5.0	**5.5**	**129**	**221**	<2.0	BRL
	Remedial Injections - Fall 2021						
	6/6/2022	NS	NS	NS	NS	NS	NS
	8/8/2022	NS	NS	NS	NS	NS	NS
	11/16/2022	<5.0	<5.0	**76.6**	**80.5**	<2.0	BRL
	2/9/2023	NS	NS	NS	NS	NS	NS
	4/24/2023	NS	NS	NS	NS	NS	NS
	7/7/2023	NS	NS	NS	NS	NS	NS
	11/09/2023	<5.0	<5.0	**125**	**117**	<2.0	BRL
	3/1/2024	NS	NS	NS	NS	NS	NS
MW-53S (former TMW-1)	02/06/2019	<5.0	**11.2**	<5.0	<5.0	<2.0	BRL
	3/8/2019	<5.0	**14.9**	<5.0	<5.0	<2.0	BRL
	03/26/2019	<5.0	**7**	<5.0	<5.0	<2.0	BRL
	11/16/2020	Well Abandoned. New well installed 10/xx/2022					
	Remedial Injections - Spring 2022						
	11/17/2022	<5.0	**6.3**	<5.0	<5.0	<2.0	BRL
	02/13/2023	<5.0	<5.0	<5.0	<5.0	<2.0	BRL
	04/27/2023	<5.0	<5.0	<5.0	<5.0	<2.0	BRL
	7/7/2023	NS	NS	NS	NS	NS	NS
	11/08/2023	<5.0	<5.0	<5.0	<5.0	<2.0	BRL
	03/04/2024	<5.0	<5.0	<5.0	<5.0	<2.0	BRL

		PCE	TCE	cDCE	tDCE	VC	Other VOCs
IDEM RCG Residential TWSL's		**5**	**5**	**70**	**100**	**2**	**Varies**
IDEM RCG Residential VESL's		**110**	**9.1**	**NE**	**NE**	**2.1**	**Varies**
IDEM RCG Industrial VESL's		**470**	**38**	**NE**	**NE**	**35**	**Varies**
MW-53D (former TMW-1D)	02/06/2019	<5.0	**24.2**	**510**	**41.6**	<2.0	BRL
	3/8/2019	<5.0	**19.8**	**660**	<5.0	<2.0	BRL
	03/26/2019	<5.0	**11.9**	**829**	**41**	<2.0	BRL
	11/16/2020	Well Abandoned. New well installed 10/xx/2022					
	Remedial Injections - Spring 2022						
	11/17/2022	<5.0	**8.9**	**155**	**15.6**	<2.0	BRL
	02/15/2023	<5.0	<5.0	**267**	**27.6**	<2.0	BRL
	04/27/2023	<5.0	<5.0	**286**	**26.7**	<2.0	BRL
	7/7/2023	NS	NS	NS	NS	NS	NS
	11/08/2023	<5.0	<5.0	**289**	**23.6**	**3.1**	BRL
	03/04/2024	<5.0	<5.0	**255**	**17.1**	**9.3**	BRL
MW-54S (former TMW-2)	02/06/2019	<5.0	**94.1**	<5.0	<5.0	<2.0	BRL
	3/8/2019	<5.0	**106**	<5.0	<5.0	<2.0	BRL
	03/26/2019	<5.0	**73.7**	<5.0	<5.0	<2.0	BRL
	11/16/2020	Well Abandoned. New well installed 10/xx/2022					
	Remedial Injections - Spring 2022						
	11/17/2022	<5.0	**29**	<5.0	<5.0	<2.0	BRL
	02/13/2023	<5.0	**11.9**	<5.0	<5.0	<2.0	BRL
	04/27/2023	<5.0	**8.2**	<5.0	<5.0	<2.0	BRL
	7/7/2023	NS	NS	NS	NS	NS	NS
	11/08/2023	<5.0	**15.6**	**8.3**	<5.0	<2.0	BRL
	03/01/2024	<5.0	**14.4**	<5.0	<5.0	<2.0	BRL
MW-54D (former TMW-2D)	02/06/2019	<5.0	**15.9**	**550**	**43.4**	<2.0	BRL
	3/8/2019	<5.0	**40.9**	**250**	<5.0	<2.0	BRL
	03/26/2019	<5.0	**13.7**	**683**	**49.6**	**2.3**	BRL
	11/16/2020	Well Abandoned. New well installed 10/xx/2022					
	Remedial Injections - Spring 2022						
	11/17/2022	<5.0	<5.0	**500**	**34.4**	**5.1**	BRL
	02/13/2023	<5.0	<5.0	**517**	**72.6**	**12.4**	BRL
	04/27/2023	<5.0	<5.0	**597**	**91.7**	**25.1**	BRL
	7/7/2023	NS	NS	NS	NS	NS	NS
	11/08/2023	<5.0	<5.0	**747**	**81.6**	**122**	BRL
	03/01/2024	<5.0	<5.0	**799**	**77.2**	**79.2**	BRL
MW-55S (former TMW-3)	02/06/2019	<5.0	**30.4**	<5.0	<5.0	<2.0	BRL
	3/8/2019	<5.0	**37.3**	<5.0	<5.0	<2.0	BRL
	03/26/2019	<5.0	**25.2**	<5.0	<5.0	<2.0	BRL
	11/16/2020	Well Abandoned. New well installed 10/xx/2022					
	Remedial Injections - Spring 2022						
	11/17/2022	<5.0	**51.5**	<5.0	<5.0	<2.0	BRL
	02/15/2023	<5.0	**52.4**	<5.0	<5.0	<2.0	BRL
	04/27/2023	<5.0	**43.7**	<5.0	<5.0	<2.0	BRL
	7/7/2023	NS	NS	NS	NS	NS	NS
	11/08/2023	<5.0	**63.6**	<5.0	<5.0	<2.0	BRL
	03/01/2024	<5.0	**43.8**	<5.0	<5.0	<2.0	BRL
MW-55D (former TMW-3D)	02/06/2019	<5.0	**383**	**1060**	**87.5**	<2.0	BRL
	3/8/2019	<5.0	**152**	**539**	<5.0	<2.0	BRL
	03/26/2019	<5.0	**288**	**904**	**78.4**	<2.0	BRL
	11/16/2020	Well Abandoned. New well installed 10/xx/2022					
	Remedial Injections - Spring 2022						
	11/17/2022	<5.0	**20.5**	**121**	<5.0	**58.4**	BRL
	02/13/2023	<5.0	**8.4**	**144**	<5.0	**41.9**	BRL
	04/27/2023	<5.0	**14.2**	**308**	**9.8**	**820**	BRL
	7/7/2023	NS	NS	NS	NS	NS	NS
	11/08/2023	<5.0	<5.0	**271**	**7.8**	**688**	BRL
	03/01/2024	<5.0	<5.0	**121**	<5.0	**428**	BRL

		PCE	TCE	cDCE	tDCE	VC	Other VOCs
IDEM RCG Residential TWSL's		**5**	**5**	**70**	**100**	**2**	**Varies**
IDEM RCG Residential VESL's		**110**	**9.1**	**NE**	**NE**	**2.1**	**Varies**
IDEM RCG Industrial VESL's		**470**	**38**	**NE**	**NE**	**35**	**Varies**
MW-56S (former TMW-4)	02/07/2019	<5.0	<5.0	<5.0	<5.0	<2.0	BRL
	3/8/2019	<5.0	<5.0	<5.0	<5.0	<2.0	BRL
	03/26/2019	<5.0	<5.0	<5.0	<5.0	<2.0	BRL
	11/16/2020	Well Abandoned. New well installed 10/xx/2022					
	Remedial Injections - Spring 2022						
	11/17/2022	<5.0	<5.0	<5.0	<5.0	<2.0	BRL
	02/13/2023	<5.0	<5.0	<5.0	<5.0	<2.0	BRL
	04/26/2023	<5.0	<5.0	<5.0	<5.0	<2.0	BRL
	7/7/2023	NS	NS	NS	NS	NS	NS
	11/08/2023	<5.0	<5.0	<5.0	<5.0	<2.0	BRL
	03/01/2024	<5.0	<5.0	<5.0	<5.0	<2.0	BRL
MW-56D (former TMW-4D)	02/07/2019	<5.0	**9.1**	**437**	**14.5**	<2.0	BRL
	03/05/2019	<5.0	**7.3**	**270**	**9.8**	<2.0	BRL
	03/26/2019	<5.0	**10.9**	**395**	<5.0	<2.0	BRL
	11/16/2020	Well Abandoned. New well installed 10/xx/2022					
	Remedial Injections - Spring 2022						
	11/17/2022	<5.0	<5.0	**47.9**	<5.0	<2.0	BRL
	02/13/2023	<5.0	<5.0	**84.0**	<5.0	<2.0	BRL
	04/26/2023	<5.0	<5.0	**94.8**	<5.0	<2.0	BRL
	7/7/2023	NS	NS	NS	NS	NS	NS
	11/10/2023	<5.0	<5.0	**128**	<5.0	<2.0	BRL
	03/01/2024	<5.0	<5.0	**130**	<5.0	**3.2**	BRL
MW-57S (former TMW-5)	02/08/2019	<5.0	**479**	<5.0	<5.0	<2.0	BRL
	03/05/2019	<5.0	**311**	<5.0	<5.0	<2.0	BRL
	03/26/2019	<5.0	**244**	<5.0	<5.0	<2.0	BRL
	11/16/2020	Well Abandoned. New well installed 10/xx/2022					
	Remedial Injections - Spring 2022						
	11/17/2022	<5.0	**612**	<5.0	<5.0	<2.0	BRL
	02/15/2023	<5.0	**407**	<5.0	<5.0	<2.0	BRL
	04/27/2023	<5.0	**356**	<5.0	<5.0	<2.0	BRL
	7/7/2023	NS	NS	NS	NS	NS	NS
	11/08/2023	<5.0	**500**	<5.0	<5.0	<2.0	BRL
	03/01/2024	<5.0	**420**	<5.0	<5.0	<2.0	BRL
MW-57D (former TMW-5D)	02/08/2019	<5.0	**528**	**1560**	**139**	<2.0	BRL
	03/05/2019	<5.0	**444**	**1040**	**80.9**	<2.0	BRL
	03/26/2019	<5.0	**500**	**1220**	**112**	<2.0	BRL
	11/16/2020	Well Abandoned. New well installed 10/xx/2022					
	Remedial Injections - Spring 2022						
	11/17/2022	<5.0	**71.1**	**1660**	**84.9**	<2.0	BRL
	02/14/2023	<5.0	<5.0	**1750**	**162**	**2.9**	BRL
	04/27/2023	<5.0	<5.0	**2080**	**190**	**6.3**	BRL
	7/7/2023	NS	NS	NS	NS	NS	NS
	11/08/2023	<5.0	<5.0	**2360**	**135**	**83.2**	BRL
	03/01/2024	<5.0	<5.0	**2450**	**104**	**111**	BRL
MW-58S (former TMW-6)	02/08/2019	<5.0	**14.7**	**24.4**	<5.0	<2.0	BRL
	03/05/2019	<5.0	<5.0	<5.0	<5.0	<2.0	BRL
	03/27/2019	<5.0	<5.0	<5.0	<5.0	<2.0	BRL
	11/16/2020	Well Abandoned. New well installed 10/xx/2022					
	Remedial Injections - Spring 2022						
	11/17/2022	<5.0	<5.0	<5.0	<5.0	<2.0	BRL
	02/14/2023	<5.0	<5.0	<5.0	<5.0	<2.0	BRL
	04/27/2023	<5.0	<5.0	<5.0	<5.0	<2.0	BRL
	7/7/2023	NS	NS	NS	NS	NS	NS
	11/08/2023	<5.0	<5.0	<5.0	<5.0	<2.0	BRL
	03/01/2024	<5.0	<5.0	<5.0	<5.0	<2.0	BRL
MW-58D (former TMW-6D)	02/08/2019	<5.0	<5.0	**8.3**	<5.0	<2.0	BRL
	03/05/2019	<5.0	<5.0	**5.2**	<5.0	<2.0	BRL
	03/27/2019	<5.0	<5.0	<5.0	<5.0	<2.0	BRL
	11/16/2020	Well Abandoned. New well installed 10/xx/2022					
	Remedial Injections - Spring 2022						
	11/17/2022	<5.0	<5.0	**287**	**9.2**	**2100**	BRL
	02/14/2023	<5.0	<5.0	**181**	<5.0	**3050**	BRL
	04/27/2023	<5.0	<5.0	**126**	<5.0	**2950**	BRL
	7/7/2023	NS	NS	NS	NS	NS	NS
	11/08/2023	<5.0	<5.0	<5.0	<5.0	**2920**	BRL
	03/01/2024	<5.0	<5.0	<5.0	<5.0	**478**	BRL

		PCE	TCE	cDCE	tDCE	VC	Other VOCs
IDEM RCG Residential TWSL's		**5**	**5**	**70**	**100**	**2**	**Varies**
IDEM RCG Residential VESL's		**110**	**9.1**	**NE**	**NE**	**2.1**	**Varies**
IDEM RCG Industrial VESL's		**470**	**38**	**NE**	**NE**	**35**	**Varies**
MW-59D (former TMW-8D)	11/05/2021	<5.0	<5.0	**41.2**	<5.0	<2.0	BRL
	12/02/2021	<5.0	<5.0	**35.2**	<5.0	<2.0	BRL
	Remedial Injections - Spring 2022						
	6/6/2022	NS	NS	NS	NS	NS	NS
	8/8/2022	NS	NS	NS	NS	NS	NS
	11/17/2022	NS	NS	NS	NS	NS	NS
	02/13/2023	<5.0	<5.0	**48.8**	<5.0	**10.2**	BRL
	04/26/2023	<5.0	<5.0	**35.6**	<5.0	<2.0	BRL
	7/7/2023	NS	NS	NS	NS	NS	NS
	12/11/2023	<5.0	<5.0	**47.1**	<5.0	<2.0	BRL
	03/04/2024	<5.0	<5.0	**40.3**	<5.0	<2.0	BRL
MW-60S (former TMW-9S)	11/04/2021	<5.0	<5.0	<5.0	<5.0	<2.0	BRL
	12/02/2021	<5.0	<5.0	**19.9**	<5.0	<2.0	BRL
	Remedial Injections - Spring 2022						
	6/6/2022	NS	NS	NS	NS	NS	NS
	8/8/2022	NS	NS	NS	NS	NS	NS
	11/17/2022	NS	NS	NS	NS	NS	NS
	02/13/2023	<5.0	<5.0	<5.0	<5.0	<2.0	BRL
	04/26/2023	<5.0	<5.0	<5.0	<5.0	<2.0	BRL
	7/7/2023	NS	NS	NS	NS	NS	NS
	12/11/2023	<5.0	<5.0	<5.0	<5.0	<2.0	BRL
	03/04/2024	<5.0	<5.0	<5.0	<5.0	<2.0	BRL
MW-60I (former TMW-9I)	11/04/2021	<5.0	**240**	**150**	**15.5**	<2.0	BRL
	12/02/2021	<5.0	**175**	**213**	**16.9**	<2.0	BRL
	Remedial Injections - Spring 2022						
	6/6/2022	NS	NS	NS	NS	NS	NS
	8/8/2022	NS	NS	NS	NS	NS	NS
	11/17/2022	NS	NS	NS	NS	NS	NS
	02/15/2023	<5.0	<5.0	**456**	**12.2**	**82.6**	BRL
	04/26/2023	<5.0	<5.0	**458**	<5.0	**231**	BRL
	7/7/2023	NS	NS	NS	NS	NS	NS
	12/11/2023	<5.0	<5.0	**569**	<5.0	**247**	BRL
	03/04/2024	<5.0	<5.0	**424**	<5.0	**580**	BRL
MW-60D (former TMW-9D)	11/04/2021	<5.0	**27.7**	**1110**	**202**	<2.0	BRL
	12/02/2021	<5.0	**19.9**	**1430**	**208**	<2.0	BRL
	Remedial Injections - Spring 2022						
	6/6/2022	NS	NS	NS	NS	NS	NS
	8/8/2022	NS	NS	NS	NS	NS	NS
	11/17/2022	NS	NS	NS	NS	NS	NS
	02/15/2023	<5.0	<5.0	**518**	**9.9**	**2230**	BRL
	04/26/2023	<5.0	<5.0	**228**	**13.8**	**1100**	BRL
	7/7/2023	NS	NS	NS	NS	NS	NS
	12/11/2023	<5.0	<5.0	**382**	**24.4**	**674**	BRL
	03/04/2024	<5.0	<5.0	**354**	**20.1**	**784**	BRL
MW-61I (former TMW-10I)	11/04/2021	<5.0	<5.0	**33.0**	<5.0	<2.0	BRL
	12/02/2021	<5.0	<5.0	**23.7**	<5.0	<2.0	BRL
	Remedial Injections - Spring 2022						
	6/6/2022	NS	NS	NS	NS	NS	NS
	8/8/2022	NS	NS	NS	NS	NS	NS
	11/17/2022	NS	NS	NS	NS	NS	NS
	02/13/2023	<5.0	<5.0	**5.5**	<5.0	<2.0	BRL
	04/26/2023	<5.0	<5.0	**66.4**	<5.0	<2.0	BRL
	7/7/2023	NS	NS	NS	NS	NS	NS
	12/11/2023	<5.0	<5.0	**26.7**	<5.0	<2.0	BRL
	03/01/2024	<5.0	<5.0	**12.7**	<5.0	**4.5**	BRL
MW-61D (former TMW-10D)	11/05/2021	<5.0	<5.0	**6.4**	<5.0	<2.0	BRL
	12/02/2021	<5.0	<5.0	**7.3**	<5.0	<2.0	BRL
	Remedial Injections - Spring 2022						
	6/6/2022	NS	NS	NS	NS	NS	NS
	8/8/2022	NS	NS	NS	NS	NS	NS
	11/17/2022	NS	NS	NS	NS	NS	NS
	02/10/2023	<5.0	<5.0	**7.4**	<5.0	<2.0	BRL
	04/26/2023	<5.0	<5.0	**6.7**	<5.0	<2.0	BRL
	7/7/2023	NS	NS	NS	NS	NS	NS
	12/11/2023	<5.0	<5.0	**6.8**	<5.0	<2.0	BRL
	03/01/2024	<5.0	<5.0	**5.3**	<5.0	<2.0	BRL

		PCE	TCE	cDCE	tDCE	VC	Other VOCs
IDEM RCG Residential TWSL's		**5**	**5**	**70**	**100**	**2**	**Varies**
IDEM RCG Residential VESL's		**110**	**9.1**	**NE**	**NE**	**2.1**	**Varies**
IDEM RCG Industrial VESL's		**470**	**38**	**NE**	**NE**	**35**	**Varies**
MW-62I (former TMW-12I)	12/01/2021	<5.0	**277**	**774**	**62.8**	<2.0	BRL
	Remedial Injections - Spring 2022						
	6/6/2022	NS	NS	NS	NS	NS	NS
	8/8/2022	NS	NS	NS	NS	NS	NS
	11/17/2022	NS	NS	NS	NS	NS	NS
	02/10/2023	<5.0	**13.5**	**869**	**27.5**	<2.0	BRL
	04/26/2023	<5.0	<5.0	**1780**	**31.4**	**1180**	BRL
	7/7/2023	NS	NS	NS	NS	NS	NS
	12/11/2023	<5.0	<5.0	**1070**	**5.9**	**1500**	BRL
	03/05/2024	<5.0	<5.0	**1160**	**6.4**	**964**	BRL
MW-62D (former TMW-12D)	11/05/2021	<5.0	<5.0	**517**	**33.4**	<2.0	BRL
	12/01/2021	<5.0	<5.0	**704**	**30.9**	**3.1**	BRL
	Remedial Injections - Spring 2022						
	6/6/2022	NS	NS	NS	NS	NS	NS
	8/8/2022	NS	NS	NS	NS	NS	NS
	11/17/2022	NS	NS	NS	NS	NS	NS
	02/10/2023	<5.0	<5.0	**36.6**	<5.0	**429**	BRL
	04/26/2023	<5.0	<5.0	**21.0**	<5.0	**218**	BRL
	7/7/2023	NS	NS	NS	NS	NS	NS
	12/11/2023	<5.0	<5.0	<5.0	<5.0	**54.6**	BRL
	03/05/2024	<5.0	<5.0	<5.0	<5.0	**140**	BRL
MW-63I (former TMW-13I)	11/04/2021	<5.0	<5.0	<5.0	<5.0	<2.0	BRL
	12/01/2021	<5.0	<5.0	<5.0	<5.0	<2.0	BRL
	Remedial Injections - Spring 2022						
	6/6/2022	NS	NS	NS	NS	NS	NS
	8/8/2022	NS	NS	NS	NS	NS	NS
	11/17/2022	NS	NS	NS	NS	NS	NS
	02/10/2023	<5.0	<5.0	**10.3**	<5.0	<2.0	BRL
	04/26/2023	<5.0	<5.0	**19.3**	<5.0	<2.0	BRL
	7/7/2023	NS	NS	NS	NS	NS	NS
	12/12/2023	<5.0	<5.0	**6.8**	<5.0	<2.0	BRL
	03/04/2024	<5.0	<5.0	**5.1**	<5.0	<2.0	BRL
MW-63D (former TMW-13D)	11/04/2021	<5.0	<5.0	<5.0	<5.0	<2.0	BRL
	12/01/2021	<5.0	<5.0	<5.0	<5.0	<2.0	BRL
	Remedial Injections - Spring 2022						
	6/6/2022	NS	NS	NS	NS	NS	NS
	8/8/2022	NS	NS	NS	NS	NS	NS
	11/17/2022	NS	NS	NS	NS	NS	NS
	02/10/2023	<5.0	<5.0	<5.0	<5.0	<2.0	BRL
	04/26/2023	<5.0	<5.0	<5.0	<5.0	<2.0	BRL
	7/7/2023	NS	NS	NS	NS	NS	NS
	12/12/2023	<5.0	<5.0	**11.0**	<5.0	<2.0	BRL
	03/04/2024	<5.0	<5.0	<5.0	<5.0	**3.9**	BRL
MW-64I	11/22/2022	<5.0	**101**	**745**	**74.9**	<2.0	BRL
	02/10/2023	<5.0	**63.8**	**659**	**61.2**	<2.0	BRL
	04/26/2023	<5.0	**54.4**	**728**	**70.4**	**2.1**	BRL
	7/7/2023	NS	NS	NS	NS	NS	NS
	11/10/2023	<5.0	**45.5**	**753**	**55.9**	**32.9**	BRL
	03/05/2024	<5.0	**54.1**	**690**	**61.3**	**4.9**	BRL
MW-64D	11/22/2022	<5.0	<5.0	<5.0	<5.0	<2.0	BRL
	02/10/2023	<5.0	<5.0	<5.0	<5.0	<2.0	BRL
	04/26/2023	<5.0	<5.0	<5.0	<5.0	<2.0	BRL
	7/7/2023	NS	NS	NS	NS	NS	NS
	11/10/2023	<5.0	<5.0	<5.0	<5.0	<2.0	BRL
	03/05/2024	<5.0	<5.0	<5.0	<5.0	<2.0	BRL
TMW-7	02/07/2019	<5.0	<5.0	<5.0	<5.0	<2.0	BRL
	03/05/2019	<5.0	<5.0	<5.0	<5.0	<2.0	BRL
	03/27/2019	<5.0	<5.0	<5.0	<5.0	<2.0	BRL
	11/16/2020	Well Abandoned					
TMW-7D	02/07/2019	<5.0	<5.0	**780**	**38.2**	<2.0	BRL
	03/05/2019	<5.0	**19.2**	**246**	**14.2**	<2.0	BRL
	03/27/2019	<5.0	<5.0	**943**	**46**	<2.0	BRL
	11/16/2020	Well Abandoned					

		PCE	TCE	cDCE	tDCE	VC	Other VOCs
IDEM RCG Residential TWSL's		**5**	**5**	**70**	**100**	**2**	**Varies**
IDEM RCG Residential VESL's		**110**	**9.1**	**NE**	**NE**	**2.1**	**Varies**
IDEM RCG Industrial VESL's		**470**	**38**	**NE**	**NE**	**35**	**Varies**
TMW-8S	11/05/2021	<5.0	<5.0	<5.0	<5.0	<2.0	BRL
	12/01/2021	<5.0	<5.0	<5.0	<5.0	<2.0	BRL
	4/14/2022	Well Abandoned					
TMW-10S	11/04/2021	<5.0	<5.0	<5.0	<5.0	<2.0	BRL
	12/02/2021	<5.0	<5.0	<5.0	<5.0	<2.0	BRL
	4/14/2022	Well Abandoned					
TMW-11D	11/05/2021	<5.0	<5.0	<5.0	<5.0	<2.0	BRL
	12/01/2021	<5.0	<5.0	<5.0	<5.0	<2.0	BRL
	4/14/2022	Well Abandoned					
TMW-14D	11/04/2021	<5.0	<5.0	**10.5**	<5.0	<2.0	BRL
	12/01/2021	<5.0	<5.0	<5.0	<5.0	<2.0	BRL
	4/14/2022	Well Abandoned					

Notes

BOLD	= Constituent detected above Laboratory Reporting Limit
BOLD	= Constituent detected above IDEM RCG Residential TWSL's
BOLD	= Constituent detected above IDEM RCG Residential VESL's
BOLD	= Constituent detected above IDEM RCG Industrial VESL's

NE = No Screening Level Established for Constituent

BRL - Below Laboratory Reporting Limit

NS=Not Sampled

APPENDIX C

1Q2023 LOW FLOW SAMPLING LOGS

Low-Flow Test Report:

Test Date / Time: 3/1/2024 10:18:46 AM
Project: HRID 1Q2024 MW-30 (2)
Operator Name: Cole Baird

Location Name: HRID **Well Diameter: 2 in** **Casing Type: PVC Sch. 40** **Screen Length: 10 ft** **Top of Screen: 3.77 ft** **Total Depth: 13.77 ft** **Initial Depth to Water: 9.43 ft**	**Pump Type: SS Monsoon XL** **Tubing Type: Poly** **Pump Intake From TOC: 11.5 ft** **Estimated Total Volume Pumped: 3500 ml** **Flow Cell Volume: 130 ml** **Final Flow Rate: 250 ml/min** **Final Draw Down: 9.47 ft**	**Instrument Used: Aqua TROLL 500** **Serial Number: 745328**

Test Notes:

Low-Flow Readings:

Date Time	Elapsed Time	pH	Temperature	Specific Conductivity	RDO Concentration	Turbidity	ORP	Depth to Water	Flow
		+/- 0.1	+/- 3 %	+/- 3 %	+/- 10 %	+/- 10 %	+/- 10		
3/1/2024 10:18 AM	00:00	6.96 pH	52.73 °F	895.63 µS/cm	2.39 mg/L	92.79 NTU	-72.6 mV	9.43 ft	250.00 ml/min
3/1/2024 10:19 AM	01:00	7.01 pH	53.22 °F	0.07 µS/cm	7.81 mg/L	0.00 NTU	-78.1 mV	9.43 ft	250.00 ml/min
3/1/2024 10:20 AM	02:00	6.92 pH	53.22 °F	759.67 µS/cm	0.79 mg/L	15.52 NTU	-78.0 mV	9.43 ft	250.00 ml/min
3/1/2024 10:21 AM	03:00	6.91 pH	52.68 °F	742.76 µS/cm	0.34 mg/L	12.40 NTU	-79.2 mV	9.43 ft	250.00 ml/min
3/1/2024 10:22 AM	04:00	6.89 pH	53.83 °F	726.43 µS/cm	0.15 mg/L	5.36 NTU	-80.5 mV	9.43 ft	250.00 ml/min
3/1/2024 10:23 AM	05:00	6.89 pH	53.38 °F	730.97 µS/cm	0.22 mg/L	5.51 NTU	-81.1 mV	9.43 ft	250.00 ml/min
3/1/2024 10:24 AM	06:00	6.91 pH	53.20 °F	706.88 µS/cm	0.11 mg/L	1.78 NTU	-84.0 mV	9.43 ft	250.00 ml/min
3/1/2024 10:25 AM	07:00	6.91 pH	53.21 °F	706.58 µS/cm	0.08 mg/L	2.56 NTU	-84.5 mV	9.43 ft	250.00 ml/min
3/1/2024 10:26 AM	08:00	6.90 pH	52.99 °F	697.87 µS/cm	0.11 mg/L	2.60 NTU	-84.5 mV	9.43 ft	250.00 ml/min
3/1/2024 10:27 AM	09:00	6.91 pH	53.01 °F	699.31 µS/cm	0.12 mg/L	1.81 NTU	-85.2 mV	9.43 ft	250.00 ml/min
3/1/2024 10:28 AM	10:00	6.90 pH	52.86 °F	699.50 µS/cm	0.12 mg/L	2.13 NTU	-85.5 mV	9.43 ft	250.00 ml/min
3/1/2024 10:29 AM	11:00	6.91 pH	52.83 °F	699.77 µS/cm	0.11 mg/L	1.48 NTU	-85.9 mV	9.43 ft	250.00 ml/min
3/1/2024 10:30 AM	12:00	6.91 pH	52.75 °F	699.58 µS/cm	0.13 mg/L	2.26 NTU	-86.4 mV	9.43 ft	250.00 ml/min
3/1/2024 10:31 AM	13:00	6.91 pH	52.75 °F	699.58 µS/cm	0.12 mg/L	1.52 NTU	-86.7 mV	9.43 ft	250.00 ml/min
3/1/2024 10:32 AM	14:00	6.91 pH	52.72 °F	699.69 µS/cm	0.12 mg/L	1.76 NTU	-87.0 mV	9.43 ft	250.00 ml/min

Low-Flow Test Report:

Test Date / Time: 3/4/2024 7:28:20 AM
Project: HRID 1Q2024 MW-12
Operator Name: Cole Baird

Location Name: HRID **Well Diameter: 2 in** **Casing Type: PVC Sch. 40** **Screen Length: 10 ft** **Top of Screen: 6.21 ft** **Total Depth: 16.21 ft** **Initial Depth to Water: 10.98 ft**	**Pump Type: SS Monsoon XL** **Tubing Type: Poly** **Pump Intake From TOC: 12 ft** **Estimated Total Volume Pumped: 3700 ml** **Flow Cell Volume: 130 ml** **Final Flow Rate: 250 ml/min** **Final Draw Down: 10.46 ft**	**Instrument Used: Aqua TROLL 500** **Serial Number: 745328**

Test Notes:

Low-Flow Readings:

Date Time	Elapsed Time	pH	Temperature	Specific Conductivity	RDO Concentration	Turbidity	ORP	Depth to Water	Flow
		+/- 0.1	+/- 3 %	+/- 3 %	+/- 10 %	+/- 10 %	+/- 10		
3/4/2024 7:28 AM	00:00	8.55 pH	56.20 °F	340.75 µS/cm	1.95 mg/L	28.61 NTU	-20.8 mV	10.98 ft	250.00 ml/min
3/4/2024 7:29 AM	00:48	8.10 pH	56.18 °F	341.45 µS/cm	0.24 mg/L	10.49 NTU	-12.6 mV	10.98 ft	250.00 ml/min
3/4/2024 7:30 AM	01:48	7.89 pH	56.61 °F	340.07 µS/cm	0.08 mg/L	10.20 NTU	-8.1 mV	10.98 ft	250.00 ml/min
3/4/2024 7:31 AM	02:48	7.75 pH	57.04 °F	340.53 µS/cm	0.04 mg/L	6.95 NTU	-5.9 mV	10.98 ft	250.00 ml/min
3/4/2024 7:32 AM	03:48	7.68 pH	57.26 °F	343.35 µS/cm	0.05 mg/L	5.15 NTU	-22.0 mV	10.98 ft	250.00 ml/min
3/4/2024 7:33 AM	04:48	7.59 pH	57.40 °F	350.26 µS/cm	0.04 mg/L	4.18 NTU	-59.1 mV	10.98 ft	250.00 ml/min
3/4/2024 7:34 AM	05:48	7.48 pH	57.44 °F	383.33 µS/cm	0.02 mg/L	4.81 NTU	-74.4 mV	10.98 ft	250.00 ml/min
3/4/2024 7:35 AM	06:48	7.38 pH	57.99 °F	488.28 µS/cm	0.00 mg/L	4.33 NTU	-114.3 mV	10.98 ft	250.00 ml/min
3/4/2024 7:36 AM	07:48	7.44 pH	58.16 °F	500.98 µS/cm	0.00 mg/L	2.90 NTU	-126.0 mV	10.98 ft	250.00 ml/min
3/4/2024 7:37 AM	08:48	7.50 pH	58.03 °F	503.29 µS/cm	0.07 mg/L	1.56 NTU	-132.1 mV	10.98 ft	250.00 ml/min
3/4/2024 7:38 AM	09:48	7.53 pH	57.95 °F	503.70 µS/cm	0.05 mg/L	1.27 NTU	-136.1 mV	10.98 ft	250.00 ml/min
3/4/2024 7:39 AM	10:48	7.55 pH	58.01 °F	505.83 µS/cm	0.04 mg/L	1.18 NTU	-139.4 mV	10.98 ft	250.00 ml/min
3/4/2024 7:40 AM	11:48	7.56 pH	58.12 °F	506.26 µS/cm	0.03 mg/L	2.85 NTU	-143.0 mV	10.98 ft	250.00 ml/min
3/4/2024 7:41 AM	12:48	7.57 pH	58.02 °F	502.68 µS/cm	0.01 mg/L	5.21 NTU	-144.8 mV	10.98 ft	250.00 ml/min
3/4/2024 7:42 AM	13:48	7.58 pH	57.95 °F	504.70 µS/cm	0.02 mg/L	4.70 NTU	-146.9 mV	10.98 ft	250.00 ml/min

3/4/2024 7:43 AM	14:48	7.59 pH	57.82 °F	504.41 µS/cm	0.04 mg/L	4.12 NTU	-147.8 mV	10.98 ft	250.00 ml/min

Samples

Sample ID:	Description:

Created using VuSitu from In-Situ, Inc.

Low-Flow Test Report:

Test Date / Time: 3/4/2024 7:59:25 AM
Project: HRID 1Q2024 MW-12D
Operator Name: Cole Baird

Location Name: HRID **Well Diameter: 2 in** **Casing Type: PVC Sch. 40** **Screen Length: 10 ft** **Top of Screen: 17.79 ft** **Total Depth: 27.79 ft** **Initial Depth to Water: 11.53 ft**	**Pump Type: SS Monsoon XL** **Tubing Type: Poly** **Pump Intake From TOC: 23.5 ft** **Estimated Total Volume Pumped: 3750 ml** **Flow Cell Volume: 130 ml** **Final Flow Rate: 250 ml/min** **Final Draw Down: 10.91 ft**	**Instrument Used: Aqua TROLL 500** **Serial Number: 745328**

Test Notes:

Low-Flow Readings:

Date Time	Elapsed Time	pH	Temperature	Specific Conductivity	RDO Concentration	Turbidity	ORP	Depth to Water	Flow
		+/- 0.1	+/- 3 %	+/- 3 %	+/- 10 %	+/- 10 %	+/- 10		
3/4/2024 7:59 AM	00:00	7.30 pH	55.07 °F	659.19 µS/cm	0.89 mg/L	3,670.8 NTU	-101.8 mV	11.53 ft	250.00 ml/min
3/4/2024 8:00 AM	01:00	7.24 pH	54.96 °F	660.01 µS/cm	0.12 mg/L	2,213.6 NTU	-91.2 mV	11.53 ft	250.00 ml/min
3/4/2024 8:01 AM	02:00	7.21 pH	54.98 °F	660.74 µS/cm	0.13 mg/L	1,143.8 NTU	-84.9 mV	11.53 ft	250.00 ml/min
3/4/2024 8:02 AM	03:00	7.18 pH	55.02 °F	660.85 µS/cm	0.15 mg/L	662.20 NTU	-80.0 mV	11.53 ft	250.00 ml/min
3/4/2024 8:03 AM	04:00	7.17 pH	54.99 °F	662.16 µS/cm	0.16 mg/L	382.63 NTU	-76.4 mV	11.53 ft	250.00 ml/min
3/4/2024 8:04 AM	05:00	7.15 pH	54.98 °F	663.79 µS/cm	0.18 mg/L	322.53 NTU	-73.2 mV	11.53 ft	250.00 ml/min
3/4/2024 8:05 AM	06:00	7.15 pH	54.95 °F	664.50 µS/cm	0.26 mg/L	256.47 NTU	-71.0 mV	11.53 ft	250.00 ml/min
3/4/2024 8:06 AM	07:00	7.15 pH	54.96 °F	664.14 µS/cm	0.31 mg/L	145.43 NTU	-68.9 mV	11.53 ft	250.00 ml/min
3/4/2024 8:07 AM	08:00	7.15 pH	54.95 °F	663.95 µS/cm	0.28 mg/L	139.57 NTU	-67.5 mV	11.53 ft	250.00 ml/min
3/4/2024 8:08 AM	09:00	7.15 pH	54.97 °F	663.66 µS/cm	0.27 mg/L	105.85 NTU	-66.1 mV	11.53 ft	250.00 ml/min
3/4/2024 8:09 AM	10:00	7.16 pH	54.97 °F	664.20 µS/cm	0.32 mg/L	81.30 NTU	-65.1 mV	11.53 ft	250.00 ml/min
3/4/2024 8:10 AM	11:00	7.16 pH	55.02 °F	663.70 µS/cm	0.38 mg/L	52.76 NTU	-63.9 mV	11.53 ft	250.00 ml/min
3/4/2024 8:11 AM	12:00	7.16 pH	54.96 °F	663.70 µS/cm	0.41 mg/L	36.46 NTU	-63.3 mV	11.53 ft	250.00 ml/min
3/4/2024 8:12 AM	13:00	7.15 pH	55.08 °F	663.99 µS/cm	0.47 mg/L	22.90 NTU	-61.6 mV	11.53 ft	250.00 ml/min
3/4/2024 8:13 AM	14:00	7.16 pH	55.06 °F	663.67 µS/cm	0.45 mg/L	14.90 NTU	-60.8 mV	11.53 ft	250.00 ml/min

3/4/2024 8:14 AM	15:00	7.16 pH	55.05 °F	664.14 µS/cm	0.45 mg/L	9.64 NTU	-60.1 mV	11.53 ft	250.00 ml/min

Samples

Sample ID:	Description:

Created using VuSitu from In-Situ, Inc.

Low-Flow Test Report:

Test Date / Time: 3/5/2024 11:22:24 AM
Project: HRID 1Q2024 MW-14
Operator Name: Cole Baird

Location Name: HRID **Well Diameter: 2 in** **Casing Type: PVC Sch. 40** **Screen Length: 10 ft** **Top of Screen: 10.23 ft** **Total Depth: 20.23 ft** **Initial Depth to Water: 13.1 ft**	**Pump Type: SS Monsoon XL** **Tubing Type: Poly** **Pump Intake From TOC: 15 ft** **Estimated Total Volume Pumped: 2695.833 ml** **Flow Cell Volume: 130 ml** **Final Flow Rate: 250 ml/min** **Final Draw Down: 10.11 ft**	**Instrument Used: Aqua TROLL 500** **Serial Number: 745328**

Test Notes:

Low-Flow Readings:

Date Time	Elapsed Time	pH	Temperature	Specific Conductivity	RDO Concentration	Turbidity	ORP	Depth to Water	Flow
		+/- 0.1	+/- 3 %	+/- 3 %	+/- 10 %	+/- 10 %	+/- 10		
3/5/2024 11:22 AM	00:00	7.30 pH	54.34 °F	490.70 µS/cm	0.01 mg/L	260.84 NTU	-64.7 mV	13.10 ft	250.00 ml/min
3/5/2024 11:23 AM	00:47	7.31 pH	54.36 °F	491.93 µS/cm	0.01 mg/L	190.20 NTU	-65.8 mV	13.10 ft	250.00 ml/min
3/5/2024 11:24 AM	01:47	7.34 pH	54.40 °F	490.40 µS/cm	0.00 mg/L	155.84 NTU	-67.6 mV	13.10 ft	250.00 ml/min
3/5/2024 11:25 AM	02:47	7.34 pH	54.52 °F	490.91 µS/cm	0.01 mg/L	107.21 NTU	-68.7 mV	13.10 ft	250.00 ml/min
3/5/2024 11:26 AM	03:47	7.35 pH	54.54 °F	488.81 µS/cm	0.01 mg/L	85.43 NTU	-69.5 mV	13.10 ft	250.00 ml/min
3/5/2024 11:27 AM	04:47	7.35 pH	54.56 °F	486.10 µS/cm	0.01 mg/L	70.60 NTU	-70.2 mV	13.10 ft	250.00 ml/min
3/5/2024 11:28 AM	05:47	7.35 pH	54.56 °F	489.06 µS/cm	0.01 mg/L	59.52 NTU	-70.8 mV	13.10 ft	250.00 ml/min
3/5/2024 11:29 AM	06:47	7.35 pH	54.52 °F	486.37 µS/cm	0.01 mg/L	50.17 NTU	-71.7 mV	13.10 ft	250.00 ml/min
3/5/2024 11:30 AM	07:47	7.35 pH	54.45 °F	486.37 µS/cm	0.00 mg/L	35.89 NTU	-72.1 mV	13.10 ft	250.00 ml/min
3/5/2024 11:31 AM	08:47	7.35 pH	54.49 °F	491.17 µS/cm	0.00 mg/L	37.35 NTU	-72.6 mV	13.10 ft	250.00 ml/min
3/5/2024 11:32 AM	09:47	7.35 pH	54.49 °F	486.84 µS/cm	0.00 mg/L	29.39 NTU	-73.4 mV	13.10 ft	250.00 ml/min
3/5/2024 11:33 AM	10:47	7.35 pH	54.49 °F	490.53 µS/cm	0.00 mg/L	28.02 NTU	-73.6 mV	13.10 ft	250.00 ml/min

Samples

Sample ID:	Description:

Low-Flow Test Report:

Test Date / Time: 3/5/2024 10:45:43 AM
Project: HRID 1Q2024 MW-14D.
Operator Name: Cole Baird

Location Name: HRID **Well Diameter: 2 in** **Casing Type: PVC Sch. 40** **Screen Length: 10 ft** **Top of Screen: 21.7 ft** **Total Depth: 31.7 ft** **Initial Depth to Water: 10.34 ft**	**Pump Type: SS Monsoon XL** **Tubing Type: Poly** **Pump Intake From TOC: 26.5 ft** **Estimated Total Volume Pumped: 3500 ml** **Flow Cell Volume: 130 ml** **Final Flow Rate: 250 ml/min** **Final Draw Down: 10.28 ft**	**Instrument Used: Aqua TROLL 500** **Serial Number: 745328**

Test Notes:

Low-Flow Readings:

Date Time	Elapsed Time	pH	Temperature	Specific Conductivity	RDO Concentration	Turbidity	ORP	Depth to Water	Flow
		+/- 0.1	+/- 3 %	+/- 3 %	+/- 10 %	+/- 10 %	+/- 10		
3/5/2024 10:45 AM	00:00	7.05 pH	57.62 °F	592.71 µS/cm	0.19 mg/L	2,657.6 NTU	-32.3 mV	10.34 ft	250.00 ml/min
3/5/2024 10:46 AM	01:00	7.05 pH	57.71 °F	594.95 µS/cm	0.09 mg/L	1,213.9 NTU	-35.0 mV	10.34 ft	250.00 ml/min
3/5/2024 10:47 AM	02:00	7.06 pH	57.78 °F	594.38 µS/cm	0.07 mg/L	823.55 NTU	-37.1 mV	10.34 ft	250.00 ml/min
3/5/2024 10:48 AM	03:00	7.06 pH	57.58 °F	593.09 µS/cm	0.06 mg/L	619.10 NTU	-38.1 mV	10.34 ft	250.00 ml/min
3/5/2024 10:49 AM	04:00	7.06 pH	57.58 °F	593.22 µS/cm	0.06 mg/L	596.75 NTU	-38.7 mV	10.34 ft	250.00 ml/min
3/5/2024 10:50 AM	05:00	7.07 pH	57.72 °F	593.47 µS/cm	0.08 mg/L	510.66 NTU	-39.4 mV	10.34 ft	250.00 ml/min
3/5/2024 10:51 AM	06:00	7.07 pH	57.38 °F	591.74 µS/cm	0.08 mg/L	501.19 NTU	-39.9 mV	10.34 ft	250.00 ml/min
3/5/2024 10:52 AM	07:00	7.07 pH	56.60 °F	591.49 µS/cm	0.09 mg/L	509.28 NTU	-40.3 mV	10.34 ft	250.00 ml/min
3/5/2024 10:53 AM	08:00	7.07 pH	55.91 °F	587.69 µS/cm	0.09 mg/L	513.21 NTU	-40.8 mV	10.34 ft	250.00 ml/min
3/5/2024 10:54 AM	09:00	7.07 pH	56.43 °F	592.28 µS/cm	0.10 mg/L	519.08 NTU	-41.5 mV	10.34 ft	250.00 ml/min
3/5/2024 10:55 AM	10:00	7.05 pH	57.47 °F	595.89 µS/cm	0.11 mg/L	414.44 NTU	-41.8 mV	10.34 ft	250.00 ml/min
3/5/2024 10:56 AM	11:00	7.06 pH	57.82 °F	594.79 µS/cm	0.11 mg/L	346.87 NTU	-43.0 mV	10.34 ft	250.00 ml/min
3/5/2024 10:57 AM	12:00	7.06 pH	57.71 °F	594.10 µS/cm	0.11 mg/L	273.50 NTU	-43.4 mV	10.34 ft	250.00 ml/min
3/5/2024 10:58 AM	13:00	7.06 pH	57.74 °F	594.16 µS/cm	0.11 mg/L	248.73 NTU	-43.6 mV	10.34 ft	250.00 ml/min
3/5/2024 10:59 AM	14:00	7.06 pH	57.82 °F	593.65 µS/cm	0.11 mg/L	249.39 NTU	-44.3 mV	10.34 ft	250.00 ml/min

Low-Flow Test Report:

Test Date / Time: 3/5/2024 10:51:43 AM
Project: HRID 1Q2024 MW-15
Operator Name: Cole Baird

Location Name: HRID **Well Diameter: 2 in** **Casing Type: PVC Sch. 40** **Screen Length: 10 ft** **Top of Screen: 11.14 ft** **Total Depth: 21.14 ft** **Initial Depth to Water: 13.11 ft**	**Pump Type: Proactive SS Monsoon XL** **Tubing Type: Poly** **Pump Intake From TOC: 16 ft** **Estimated Total Volume Pumped: 5750 ml** **Flow Cell Volume: 130 ml** **Final Flow Rate: 250 ml/min** **Final Draw Down: 13.22 ft**	**Instrument Used: Aqua TROLL 500** **Serial Number: 913928**

Test Notes:
VOCs

Low-Flow Readings:

Date Time	Elapsed Time	pH	Temperature	Specific Conductivity	RDO Concentration	Turbidity	ORP	Depth to Water	Flow
		+/- 0.1	+/- 3 %	+/- 3 %	+/- 10 %	+/- 10 %	+/- 10		
3/5/2024 10:51 AM	00:00	7.30 pH	55.67 °F	537.16 µS/cm	7.18 mg/L	1,432.5 NTU	-33.7 mV	13.11 ft	250.00 ml/min
3/5/2024 10:52 AM	01:00	7.12 pH	54.83 °F	540.80 µS/cm	1.10 mg/L	1,500.9 NTU	-22.1 mV	13.11 ft	250.00 ml/min
3/5/2024 10:53 AM	02:00	7.10 pH	54.68 °F	542.61 µS/cm	0.29 mg/L	1,474.8 NTU	-19.3 mV	13.11 ft	250.00 ml/min
3/5/2024 10:54 AM	03:00	7.09 pH	54.77 °F	546.09 µS/cm	0.19 mg/L	1,341.7 NTU	-25.1 mV	13.11 ft	250.00 ml/min
3/5/2024 10:55 AM	04:00	7.08 pH	54.82 °F	548.04 µS/cm	0.18 mg/L	1,215.5 NTU	-30.8 mV	13.11 ft	250.00 ml/min
3/5/2024 10:56 AM	05:00	7.08 pH	55.25 °F	549.35 µS/cm	0.17 mg/L	1,186.2 NTU	-36.2 mV	13.11 ft	250.00 ml/min
3/5/2024 10:57 AM	06:00	7.12 pH	55.66 °F	551.55 µS/cm	1.54 mg/L	1,086.1 NTU	-34.6 mV	13.11 ft	250.00 ml/min
3/5/2024 10:58 AM	07:00	7.08 pH	55.33 °F	549.35 µS/cm	0.33 mg/L	949.45 NTU	-40.5 mV	13.11 ft	250.00 ml/min
3/5/2024 10:59 AM	08:00	7.09 pH	55.46 °F	548.29 µS/cm	0.28 mg/L	822.20 NTU	-45.4 mV	13.11 ft	250.00 ml/min
3/5/2024 11:00 AM	09:00	7.08 pH	55.69 °F	550.18 µS/cm	0.27 mg/L	745.98 NTU	-47.4 mV	13.11 ft	250.00 ml/min
3/5/2024 11:01 AM	10:00	7.11 pH	55.39 °F	551.34 µS/cm	3.24 mg/L	658.01 NTU	-48.6 mV	13.11 ft	250.00 ml/min
3/5/2024 11:02 AM	11:00	7.08 pH	55.74 °F	553.80 µS/cm	0.86 mg/L	613.97 NTU	-52.1 mV	13.11 ft	250.00 ml/min
3/5/2024 11:03 AM	12:00	7.08 pH	56.16 °F	546.26 µS/cm	0.45 mg/L	668.93 NTU	-53.0 mV	13.11 ft	250.00 ml/min
3/5/2024 11:04 AM	13:00	7.09 pH	55.85 °F	549.09 µS/cm	0.31 mg/L	533.85 NTU	-53.9 mV	13.11 ft	250.00 ml/min
3/5/2024 11:05 AM	14:00	7.09 pH	55.96 °F	549.15 µS/cm	0.31 mg/L	469.91 NTU	-52.7 mV	13.11 ft	250.00 ml/min

3/5/2024 11:06 AM	15:00	7.08 pH	56.63 °F	554.53 µS/cm	0.33 mg/L	477.38 NTU	-52.3 mV	13.11 ft	250.00 ml/min
3/5/2024 11:07 AM	16:00	7.08 pH	56.05 °F	548.39 µS/cm	0.23 mg/L	417.50 NTU	-54.9 mV	13.11 ft	250.00 ml/min
3/5/2024 11:08 AM	17:00	7.08 pH	55.31 °F	541.25 µS/cm	0.19 mg/L	272.84 NTU	-68.2 mV	13.11 ft	250.00 ml/min
3/5/2024 11:09 AM	18:00	7.08 pH	54.91 °F	545.48 µS/cm	0.12 mg/L	234.64 NTU	-75.3 mV	13.11 ft	250.00 ml/min
3/5/2024 11:10 AM	19:00	7.08 pH	54.74 °F	539.47 µS/cm	0.10 mg/L	148.13 NTU	-79.0 mV	13.11 ft	250.00 ml/min
3/5/2024 11:11 AM	20:00	7.07 pH	54.72 °F	544.18 µS/cm	0.08 mg/L	90.51 NTU	-80.6 mV	13.11 ft	250.00 ml/min
3/5/2024 11:12 AM	21:00	7.07 pH	54.60 °F	538.85 µS/cm	0.07 mg/L	47.41 NTU	-83.6 mV	13.11 ft	250.00 ml/min
3/5/2024 11:13 AM	22:00	7.07 pH	54.61 °F	538.01 µS/cm	0.06 mg/L	21.75 NTU	-84.4 mV	13.11 ft	250.00 ml/min
3/5/2024 11:14 AM	23:00	7.07 pH	54.69 °F	543.74 µS/cm	0.06 mg/L	13.30 NTU	-85.1 mV	13.11 ft	250.00 ml/min

Samples

Sample ID:	Description:

Created using VuSitu from In-Situ, Inc.

Low-Flow Test Report:

Test Date / Time: 3/5/2024 11:18:50 AM
Project: HRID 1Q2024 MW-15D
Operator Name: Cole Baird

Location Name: HRID **Well Diameter: 2 in** **Casing Type: PVC Sch. 40** **Screen Length: 10 ft** **Top of Screen: 21.7 ft** **Total Depth: 31.7 ft** **Initial Depth to Water: 16.98 ft**	**Pump Type: Proactive SS Monsoon XL** **Tubing Type: Poly** **Pump Intake From TOC: 26 ft** **Estimated Total Volume Pumped: 2250 ml** **Flow Cell Volume: 130 ml** **Final Flow Rate: 250 ml/min** **Final Draw Down: 17.12 ft**	**Instrument Used: Aqua TROLL 500** **Serial Number: 913928**

Test Notes:
VOCs

Low-Flow Readings:

Date Time	Elapsed Time	pH	Temperature	Specific Conductivity	RDO Concentration	Turbidity	ORP	Depth to Water	Flow
		+/- 0.1	+/- 3 %	+/- 3 %	+/- 10 %	+/- 10 %	+/- 10		
3/5/2024 11:18 AM	00:00	7.59 pH	55.78 °F	520.76 µS/cm	8.82 mg/L	16.41 NTU	-50.7 mV	16.98 ft	250.00 ml/min
3/5/2024 11:19 AM	01:00	7.60 pH	55.94 °F	521.11 µS/cm	7.35 mg/L	16.99 NTU	-38.4 mV	16.98 ft	250.00 ml/min
3/5/2024 11:20 AM	02:00	7.61 pH	56.10 °F	519.50 µS/cm	7.04 mg/L	1.73 NTU	-30.3 mV	16.98 ft	250.00 ml/min
3/5/2024 11:21 AM	03:00	7.61 pH	55.38 °F	520.02 µS/cm	7.01 mg/L	0.00 NTU	-21.0 mV	16.98 ft	250.00 ml/min
3/5/2024 11:22 AM	04:00	7.60 pH	55.69 °F	522.13 µS/cm	7.05 mg/L	0.00 NTU	-15.7 mV	16.98 ft	250.00 ml/min
3/5/2024 11:23 AM	05:00	7.61 pH	55.61 °F	519.91 µS/cm	6.99 mg/L	0.00 NTU	-11.0 mV	16.98 ft	250.00 ml/min
3/5/2024 11:24 AM	06:00	7.61 pH	55.57 °F	520.53 µS/cm	6.99 mg/L	0.00 NTU	-6.4 mV	16.98 ft	250.00 ml/min
3/5/2024 11:25 AM	07:00	7.61 pH	55.74 °F	521.30 µS/cm	7.01 mg/L	0.00 NTU	-4.2 mV	16.98 ft	250.00 ml/min
3/5/2024 11:26 AM	08:00	7.60 pH	55.93 °F	521.20 µS/cm	6.94 mg/L	0.00 NTU	-1.6 mV	16.98 ft	250.00 ml/min
3/5/2024 11:27 AM	09:00	7.60 pH	56.09 °F	519.68 µS/cm	7.27 mg/L	0.00 NTU	-0.8 mV	16.98 ft	250.00 ml/min

Samples

Sample ID:	Description:

Low-Flow Test Report:

Test Date / Time: 3/1/2024 10:56:07 AM
Project: HRID 1Q2024 MW-22
Operator Name: Cole Baird

Location Name: HRID **Well Diameter: 2 in** **Casing Type: PVC Sch. 40** **Screen Length: 10 ft** **Top of Screen: 17.28 ft** **Total Depth: 27.28 ft** **Initial Depth to Water: 14.49 ft**	**Pump Type: SS Monsoon XL** **Tubing Type: Poly** **Pump Intake From TOC: 23.25 ft** **Estimated Total Volume Pumped: 6500 ml** **Flow Cell Volume: 130 ml** **Final Flow Rate: 250 ml/min** **Final Draw Down: 14.53 ft**	**Instrument Used: Aqua TROLL 500** **Serial Number: 745328**

Test Notes:

Low-Flow Readings:

Date Time	Elapsed Time	pH	Temperature	Specific Conductivity	RDO Concentration	Turbidity	ORP	Depth to Water	Flow
		+/- 0.1	+/- 3 %	+/- 3 %	+/- 10 %	+/- 10 %	+/- 10		
3/1/2024 10:56 AM	00:00	6.89 pH	54.91 °F	672.84 µS/cm	3.01 mg/L	3,807.5 NTU	-53.7 mV	14.49 ft	250.00 ml/min
3/1/2024 10:57 AM	01:00	6.86 pH	55.30 °F	664.80 µS/cm	0.27 mg/L	3,790.7 NTU	-51.4 mV	14.49 ft	250.00 ml/min
3/1/2024 10:58 AM	02:00	6.83 pH	56.64 °F	658.76 µS/cm	0.09 mg/L	2,303.4 NTU	-50.2 mV	14.49 ft	250.00 ml/min
3/1/2024 10:59 AM	03:00	6.84 pH	56.30 °F	654.34 µS/cm	0.09 mg/L	2,243.7 NTU	-50.8 mV	14.49 ft	250.00 ml/min
3/1/2024 11:00 AM	04:00	6.84 pH	56.17 °F	651.03 µS/cm	0.03 mg/L	2,805.2 NTU	-51.6 mV	14.49 ft	250.00 ml/min
3/1/2024 11:01 AM	05:00	6.83 pH	56.04 °F	651.55 µS/cm	0.08 mg/L	2,023.0 NTU	-51.9 mV	14.49 ft	250.00 ml/min
3/1/2024 11:02 AM	06:00	6.83 pH	55.30 °F	647.91 µS/cm	0.09 mg/L	1,671.4 NTU	-52.3 mV	14.49 ft	250.00 ml/min
3/1/2024 11:03 AM	07:00	6.83 pH	55.06 °F	650.23 µS/cm	0.07 mg/L	1,573.8 NTU	-52.6 mV	14.49 ft	250.00 ml/min
3/1/2024 11:04 AM	08:00	6.83 pH	55.02 °F	651.06 µS/cm	0.14 mg/L	1,468.6 NTU	-53.0 mV	14.49 ft	250.00 ml/min
3/1/2024 11:05 AM	09:00	6.83 pH	54.99 °F	651.01 µS/cm	0.15 mg/L	1,297.9 NTU	-53.4 mV	14.49 ft	250.00 ml/min
3/1/2024 11:06 AM	10:00	6.83 pH	54.90 °F	651.00 µS/cm	0.15 mg/L	1,098.1 NTU	-53.8 mV	14.49 ft	250.00 ml/min
3/1/2024 11:07 AM	11:00	6.83 pH	54.80 °F	650.96 µS/cm	0.16 mg/L	1,036.4 NTU	-54.2 mV	14.49 ft	250.00 ml/min
3/1/2024 11:08 AM	12:00	6.84 pH	53.25 °F	643.00 µS/cm	0.13 mg/L	1,075.5 NTU	-54.1 mV	14.49 ft	250.00 ml/min
3/1/2024 11:09 AM	13:00	6.79 pH	58.10 °F	663.50 µS/cm	0.24 mg/L	779.06 NTU	-52.6 mV	14.49 ft	250.00 ml/min
3/1/2024 11:10 AM	14:00	6.79 pH	57.90 °F	657.84 µS/cm	0.21 mg/L	489.71 NTU	-52.0 mV	14.49 ft	250.00 ml/min

3/1/2024 11:11 AM	15:00	6.80 pH	57.20 °F	651.56 µS/cm	0.22 mg/L	399.57 NTU	-52.1 mV	14.49 ft	250.00 ml/min
3/1/2024 11:12 AM	16:00	6.81 pH	56.98 °F	650.10 µS/cm	0.22 mg/L	412.03 NTU	-52.3 mV	14.49 ft	250.00 ml/min
3/1/2024 11:13 AM	17:00	6.81 pH	56.91 °F	647.26 µS/cm	0.24 mg/L	348.86 NTU	-52.5 mV	14.49 ft	250.00 ml/min
3/1/2024 11:14 AM	18:00	6.81 pH	56.90 °F	649.02 µS/cm	0.34 mg/L	249.97 NTU	-51.9 mV	14.49 ft	250.00 ml/min
3/1/2024 11:15 AM	19:00	6.81 pH	56.95 °F	648.12 µS/cm	0.31 mg/L	205.22 NTU	-52.1 mV	14.49 ft	250.00 ml/min
3/1/2024 11:16 AM	20:00	6.82 pH	56.91 °F	645.58 µS/cm	0.29 mg/L	112.43 NTU	-52.2 mV	14.49 ft	250.00 ml/min
3/1/2024 11:17 AM	21:00	6.82 pH	56.90 °F	644.67 µS/cm	0.24 mg/L	103.58 NTU	-52.6 mV	14.49 ft	250.00 ml/min
3/1/2024 11:18 AM	22:00	6.81 pH	56.89 °F	647.15 µS/cm	0.31 mg/L	64.12 NTU	-51.8 mV	14.49 ft	250.00 ml/min
3/1/2024 11:19 AM	23:00	6.83 pH	56.85 °F	644.61 µS/cm	0.29 mg/L	63.64 NTU	-52.3 mV	14.49 ft	250.00 ml/min
3/1/2024 11:20 AM	24:00	6.81 pH	57.01 °F	648.13 µS/cm	0.37 mg/L	43.72 NTU	-51.2 mV	14.49 ft	250.00 ml/min
3/1/2024 11:21 AM	25:00	6.83 pH	56.90 °F	646.14 µS/cm	0.35 mg/L	24.38 NTU	-51.9 mV	14.49 ft	250.00 ml/min
3/1/2024 11:22 AM	26:00	6.83 pH	56.30 °F	643.34 µS/cm	0.34 mg/L	29.02 NTU	-52.0 mV	14.49 ft	250.00 ml/min

Samples

Sample ID:	Description:

Created using VuSitu from In-Situ, Inc.

Low-Flow Test Report:

Test Date / Time: 3/1/2024 11:36:46 AM
Project: HRID 1Q2024 MW-22D
Operator Name: Cole Baird

Location Name: HRID **Well Diameter: 2 in** **Casing Type: PVC Sch. 40** **Screen Length: 10 ft** **Top of Screen: 30.91 ft** **Total Depth: 40.91 ft** **Initial Depth to Water: 14.91 ft**	**Pump Type: SS Monsoon XL** **Tubing Type: Poly** **Pump Intake From TOC: 35 ft** **Estimated Total Volume Pumped: 3250 ml** **Flow Cell Volume: 130 ml** **Final Flow Rate: 250 ml/min** **Final Draw Down: 14.42 ft**	**Instrument Used: Aqua TROLL 500** **Serial Number: 745328**

Test Notes:

Low-Flow Readings:

Date Time	Elapsed Time	pH	Temperature	Specific Conductivity	RDO Concentration	Turbidity	ORP	Depth to Water	Flow
		+/- 0.1	+/- 3 %	+/- 3 %	+/- 10 %	+/- 10 %	+/- 10		
3/1/2024 11:36 AM	00:00	6.90 pH	57.96 °F	608.34 µS/cm	0.05 mg/L	1,487.7 NTU	-47.0 mV	14.91 ft	250.00 ml/min
3/1/2024 11:37 AM	01:00	6.91 pH	57.61 °F	606.06 µS/cm	0.00 mg/L	1,717.7 NTU	-47.7 mV	14.91 ft	250.00 ml/min
3/1/2024 11:38 AM	02:00	6.90 pH	57.37 °F	608.15 µS/cm	0.11 mg/L	997.14 NTU	-47.1 mV	14.91 ft	250.00 ml/min
3/1/2024 11:39 AM	03:00	6.88 pH	58.20 °F	607.58 µS/cm	0.00 mg/L	411.70 NTU	-47.4 mV	14.91 ft	250.00 ml/min
3/1/2024 11:40 AM	04:00	6.88 pH	58.13 °F	606.89 µS/cm	0.00 mg/L	226.61 NTU	-47.6 mV	14.91 ft	250.00 ml/min
3/1/2024 11:41 AM	05:00	6.89 pH	57.85 °F	606.57 µS/cm	0.00 mg/L	178.52 NTU	-48.9 mV	14.91 ft	250.00 ml/min
3/1/2024 11:42 AM	06:00	6.90 pH	57.69 °F	607.06 µS/cm	0.00 mg/L	164.42 NTU	-49.5 mV	14.91 ft	250.00 ml/min
3/1/2024 11:43 AM	07:00	6.90 pH	57.51 °F	606.47 µS/cm	0.00 mg/L	151.96 NTU	-50.0 mV	14.91 ft	250.00 ml/min
3/1/2024 11:44 AM	08:00	6.90 pH	57.33 °F	606.48 µS/cm	0.00 mg/L	161.18 NTU	-50.5 mV	14.91 ft	250.00 ml/min
3/1/2024 11:45 AM	09:00	6.90 pH	57.22 °F	606.36 µS/cm	0.00 mg/L	178.82 NTU	-50.9 mV	14.91 ft	250.00 ml/min
3/1/2024 11:46 AM	10:00	6.90 pH	57.10 °F	606.70 µS/cm	0.00 mg/L	149.13 NTU	-51.3 mV	14.91 ft	250.00 ml/min
3/1/2024 11:47 AM	11:00	6.91 pH	56.97 °F	606.47 µS/cm	0.00 mg/L	101.29 NTU	-51.6 mV	14.91 ft	250.00 ml/min
3/1/2024 11:48 AM	12:00	6.91 pH	56.85 °F	606.03 µS/cm	0.00 mg/L	103.37 NTU	-51.9 mV	14.91 ft	250.00 ml/min
3/1/2024 11:49 AM	13:00	6.91 pH	56.76 °F	606.04 µS/cm	0.02 mg/L	100.01 NTU	-52.1 mV	14.91 ft	250.00 ml/min

Low-Flow Test Report:

Test Date / Time: 3/1/2024 8:53:49 AM
Project: HRID 1Q2024 MW-23
Operator Name: Cole Baird

Location Name: HRID **Well Diameter: 2 in** **Casing Type: PVC Sch. 40** **Screen Length: 10 ft** **Top of Screen: 9.49 ft** **Total Depth: 19.49 ft** **Initial Depth to Water: 17.08 ft**	**Pump Type: SS Monsoon XL** **Tubing Type: Poly** **Pump Intake From TOC: 18.25 ft** **Estimated Total Volume Pumped: 5175 ml** **Flow Cell Volume: 130 ml** **Final Flow Rate: 250 ml/min** **Final Draw Down: 17.01 ft**	**Instrument Used: Aqua TROLL 500** **Serial Number: 745328**

Test Notes:

Low-Flow Readings:

Date Time	Elapsed Time	pH	Temperature	Specific Conductivity	RDO Concentration	Turbidity	ORP	Depth to Water	Flow
		+/- 0.1	+/- 3 %	+/- 3 %	+/- 10 %	+/- 10 %	+/- 10		
3/1/2024 8:53 AM	00:00	6.58 pH	60.81 °F	962.76 µS/cm	1.96 mg/L	1,473.7 NTU	-89.0 mV	17.08 ft	250.00 ml/min
3/1/2024 8:54 AM	01:00	6.54 pH	59.70 °F	944.78 µS/cm	0.11 mg/L	1,219.2 NTU	-89.1 mV	17.08 ft	250.00 ml/min
3/1/2024 8:55 AM	02:00	6.49 pH	60.96 °F	907.24 µS/cm	3.06 mg/L	1,204.1 NTU	-84.5 mV	17.08 ft	250.00 ml/min
3/1/2024 8:56 AM	03:00	6.56 pH	60.32 °F	904.21 µS/cm	0.60 mg/L	1,567.2 NTU	-90.9 mV	17.08 ft	250.00 ml/min
3/1/2024 8:57 AM	04:00	6.57 pH	60.70 °F	889.61 µS/cm	0.47 mg/L	1,547.1 NTU	-90.5 mV	17.08 ft	250.00 ml/min
3/1/2024 8:58 AM	05:00	6.59 pH	61.61 °F	857.74 µS/cm	1.23 mg/L	1,400.6 NTU	-91.0 mV	17.08 ft	250.00 ml/min
3/1/2024 8:59 AM	06:00	6.57 pH	61.15 °F	853.55 µS/cm	0.07 mg/L	1,467.7 NTU	-91.1 mV	17.08 ft	250.00 ml/min
3/1/2024 9:00 AM	07:00	6.58 pH	60.41 °F	848.68 µS/cm	0.02 mg/L	1,058.0 NTU	-91.7 mV	17.08 ft	250.00 ml/min
3/1/2024 9:01 AM	08:00	6.67 pH	58.33 °F	821.87 µS/cm	4.54 mg/L	933.10 NTU	-89.3 mV	17.08 ft	250.00 ml/min
3/1/2024 9:02 AM	09:00	6.68 pH	63.84 °F	4.13 µS/cm	6.27 mg/L	0.14 NTU	-91.5 mV	17.08 ft	250.00 ml/min
3/1/2024 9:03 AM	09:42	6.54 pH	64.63 °F	813.00 µS/cm	0.97 mg/L	1,453.2 NTU	-88.9 mV	17.08 ft	250.00 ml/min
3/1/2024 9:04 AM	10:42	6.56 pH	63.06 °F	804.64 µS/cm	4.58 mg/L	1,020.1 NTU	-89.4 mV	17.08 ft	250.00 ml/min
3/1/2024 9:05 AM	11:42	6.68 pH	61.43 °F	159.17 µS/cm	8.41 mg/L	1,138.0 NTU	-89.7 mV	17.08 ft	250.00 ml/min
3/1/2024 9:06 AM	12:42	6.52 pH	69.88 °F	813.48 µS/cm	2.89 mg/L	1,345.2 NTU	-81.1 mV	17.08 ft	250.00 ml/min
3/1/2024 9:07 AM	13:42	6.54 pH	68.68 °F	804.30 µS/cm	1.72 mg/L	1,225.2 NTU	-88.2 mV	17.08 ft	250.00 ml/min

3/1/2024 9:08 AM	14:42	6.57 pH	66.83 °F	797.49 µS/cm	0.53 mg/L	743.38 NTU	-90.5 mV	17.08 ft	250.00 ml/min
3/1/2024 9:09 AM	15:42	6.56 pH	66.12 °F	792.61 µS/cm	0.14 mg/L	906.51 NTU	-91.0 mV	17.08 ft	250.00 ml/min
3/1/2024 9:10 AM	16:42	6.56 pH	65.27 °F	792.57 µS/cm	0.10 mg/L	533.17 NTU	-91.9 mV	17.08 ft	250.00 ml/min
3/1/2024 9:11 AM	17:42	6.57 pH	64.09 °F	790.68 µS/cm	0.08 mg/L	567.89 NTU	-92.9 mV	17.08 ft	250.00 ml/min
3/1/2024 9:12 AM	18:42	6.58 pH	62.49 °F	783.01 µS/cm	0.04 mg/L	576.17 NTU	-93.7 mV	17.08 ft	250.00 ml/min
3/1/2024 9:13 AM	19:42	6.58 pH	61.49 °F	786.08 µS/cm	0.02 mg/L	536.13 NTU	-94.4 mV	17.08 ft	250.00 ml/min
3/1/2024 9:14 AM	20:42	6.59 pH	60.75 °F	783.02 µS/cm	0.02 mg/L	533.68 NTU	-94.9 mV	17.08 ft	250.00 ml/min

Samples

Sample ID:	Description:

Created using VuSitu from In-Situ, Inc.

Low-Flow Test Report:

Test Date / Time: 3/1/2024 1:34:59 PM
Project: HRID 1Q2024 MW-24
Operator Name: Cole Baird

Location Name: HRID **Well Diameter: 2 in** **Casing Type: PVC Sch. 40** **Screen Length: 10 ft** **Top of Screen: 11.15 ft** **Total Depth: 21.15 ft** **Initial Depth to Water: 18 ft**	**Pump Type: SS Monsoon XL** **Tubing Type: Poly** **Pump Intake From TOC: 19.5 ft** **Estimated Total Volume Pumped: 3250 ml** **Flow Cell Volume: 130 ml** **Final Flow Rate: 250 ml/min** **Final Draw Down: 18 ft**	**Instrument Used: Aqua TROLL 500** **Serial Number: 745328**

Test Notes:

Low-Flow Readings:

Date Time	Elapsed Time	pH	Temperature	Specific Conductivity	RDO Concentration	Turbidity	ORP	Depth to Water	Flow
		+/- 0.1	+/- 3 %	+/- 3 %	+/- 10 %	+/- 10 %	+/- 10		
3/1/2024 1:34 PM	00:00	6.66 pH	57.92 °F	700.64 µS/cm	1.18 mg/L	89.50 NTU	26.0 mV	18.00 ft	250.00 ml/min
3/1/2024 1:35 PM	01:00	6.66 pH	58.99 °F	698.51 µS/cm	0.92 mg/L	78.04 NTU	26.1 mV	18.00 ft	250.00 ml/min
3/1/2024 1:36 PM	02:00	6.66 pH	59.21 °F	696.06 µS/cm	0.72 mg/L	80.13 NTU	25.7 mV	18.00 ft	250.00 ml/min
3/1/2024 1:37 PM	03:00	6.66 pH	59.16 °F	693.95 µS/cm	0.59 mg/L	88.35 NTU	25.1 mV	18.00 ft	250.00 ml/min
3/1/2024 1:38 PM	04:00	6.66 pH	59.54 °F	692.40 µS/cm	0.48 mg/L	106.38 NTU	24.8 mV	18.00 ft	250.00 ml/min
3/1/2024 1:39 PM	05:00	6.66 pH	59.73 °F	693.64 µS/cm	0.47 mg/L	110.47 NTU	24.4 mV	18.00 ft	250.00 ml/min
3/1/2024 1:40 PM	06:00	6.66 pH	59.69 °F	690.61 µS/cm	0.42 mg/L	122.14 NTU	24.0 mV	18.00 ft	250.00 ml/min
3/1/2024 1:41 PM	07:00	6.67 pH	59.22 °F	688.27 µS/cm	0.39 mg/L	112.98 NTU	23.0 mV	18.00 ft	250.00 ml/min
3/1/2024 1:42 PM	08:00	6.68 pH	58.67 °F	686.42 µS/cm	0.40 mg/L	124.60 NTU	22.4 mV	18.00 ft	250.00 ml/min
3/1/2024 1:43 PM	09:00	6.68 pH	58.53 °F	685.76 µS/cm	0.36 mg/L	70.16 NTU	21.7 mV	18.00 ft	250.00 ml/min
3/1/2024 1:44 PM	10:00	6.69 pH	58.07 °F	679.89 µS/cm	0.32 mg/L	109.34 NTU	21.5 mV	18.00 ft	250.00 ml/min
3/1/2024 1:45 PM	11:00	6.70 pH	57.94 °F	679.58 µS/cm	0.29 mg/L	88.47 NTU	20.9 mV	18.00 ft	250.00 ml/min
3/1/2024 1:46 PM	12:00	6.70 pH	57.91 °F	680.79 µS/cm	0.30 mg/L	110.41 NTU	20.7 mV	18.00 ft	250.00 ml/min
3/1/2024 1:47 PM	13:00	6.70 pH	58.13 °F	682.12 µS/cm	0.32 mg/L	100.21 NTU	20.4 mV	18.00 ft	250.00 ml/min

Low-Flow Test Report:

Test Date / Time: 3/1/2024 2:06:22 PM
Project: HRID 1Q2024 MW-26
Operator Name: Cole Baird

Location Name: HRID **Well Diameter: 2 in** **Casing Type: PVC Sch. 40** **Screen Length: 10 ft** **Top of Screen: 11.49 ft** **Total Depth: 21.49 ft** **Initial Depth to Water: 16.9 ft**	**Pump Type: SS Monsoon XL** **Tubing Type: Poly** **Pump Intake From TOC: 19 ft** **Estimated Total Volume Pumped: 3500 ml** **Flow Cell Volume: 130 ml** **Final Flow Rate: 250 ml/min** **Final Draw Down: 16.84 ft**	**Instrument Used: Aqua TROLL 500** **Serial Number: 745328**

Test Notes:

Low-Flow Readings:

Date Time	Elapsed Time	pH	Temperature	Specific Conductivity	RDO Concentration	Turbidity	ORP	Depth to Water	Flow
		+/- 0.1	+/- 3 %	+/- 3 %	+/- 10 %	+/- 10 %	+/- 10		
3/1/2024 2:06 PM	00:00	7.17 pH	52.89 °F	0.07 µS/cm	10.85 mg/L	0.00 NTU	14.8 mV	16.90 ft	250.00 ml/min
3/1/2024 2:07 PM	01:00	7.18 pH	52.74 °F	0.07 µS/cm	10.85 mg/L	0.00 NTU	14.8 mV	16.90 ft	250.00 ml/min
3/1/2024 2:08 PM	02:00	7.14 pH	52.50 °F	0.07 µS/cm	10.58 mg/L	0.00 NTU	15.2 mV	16.90 ft	250.00 ml/min
3/1/2024 2:09 PM	03:00	6.82 pH	55.73 °F	828.56 µS/cm	3.43 mg/L	309.65 NTU	27.3 mV	16.90 ft	250.00 ml/min
3/1/2024 2:10 PM	04:00	6.82 pH	56.43 °F	788.13 µS/cm	2.66 mg/L	414.55 NTU	29.1 mV	16.90 ft	250.00 ml/min
3/1/2024 2:11 PM	05:00	6.82 pH	56.67 °F	761.76 µS/cm	2.18 mg/L	268.58 NTU	29.3 mV	16.90 ft	250.00 ml/min
3/1/2024 2:12 PM	06:00	6.81 pH	56.76 °F	748.67 µS/cm	1.97 mg/L	174.36 NTU	29.3 mV	16.90 ft	250.00 ml/min
3/1/2024 2:13 PM	07:00	6.81 pH	56.83 °F	745.18 µS/cm	1.89 mg/L	100.22 NTU	29.2 mV	16.90 ft	250.00 ml/min
3/1/2024 2:14 PM	08:00	6.80 pH	56.90 °F	738.45 µS/cm	1.86 mg/L	71.80 NTU	28.9 mV	16.90 ft	250.00 ml/min
3/1/2024 2:15 PM	09:00	6.80 pH	56.97 °F	733.06 µS/cm	1.79 mg/L	44.72 NTU	28.7 mV	16.90 ft	250.00 ml/min
3/1/2024 2:16 PM	10:00	6.80 pH	56.91 °F	728.31 µS/cm	1.72 mg/L	29.44 NTU	28.3 mV	16.90 ft	250.00 ml/min
3/1/2024 2:17 PM	11:00	6.80 pH	56.94 °F	722.54 µS/cm	1.70 mg/L	23.92 NTU	27.9 mV	16.90 ft	250.00 ml/min
3/1/2024 2:18 PM	12:00	6.80 pH	57.02 °F	724.54 µS/cm	1.70 mg/L	16.47 NTU	27.8 mV	16.90 ft	250.00 ml/min
3/1/2024 2:19 PM	13:00	6.80 pH	56.94 °F	721.18 µS/cm	1.72 mg/L	12.89 NTU	27.5 mV	16.90 ft	250.00 ml/min
3/1/2024 2:20 PM	14:00	6.80 pH	57.02 °F	722.42 µS/cm	1.68 mg/L	9.90 NTU	27.5 mV	16.90 ft	250.00 ml/min

Low-Flow Test Report:

Test Date / Time: 3/4/2024 10:23:18 AM
Project: HRID 1Q2024 MW-29
Operator Name: Cole Baird

Location Name: HRID **Well Diameter: 2 in** **Casing Type: PVC Sch. 40** **Screen Length: 10 ft** **Top of Screen: 6.7 ft** **Total Depth: 16.7 ft** **Initial Depth to Water: 11.53 ft**	**Pump Type: SS Monsoon XL** **Tubing Type: Poly** **Pump Intake From TOC: 13 ft** **Estimated Total Volume Pumped: 3250 ml** **Flow Cell Volume: 130 ml** **Final Flow Rate: 250 ml/min** **Final Draw Down: 11.47 ft**	**Instrument Used: Aqua TROLL 500** **Serial Number: 745328**

Test Notes:

Low-Flow Readings:

Date Time	Elapsed Time	pH	Temperature	Specific Conductivity	RDO Concentration	Turbidity	ORP	Depth to Water	Flow
		+/- 0.1	+/- 3 %	+/- 3 %	+/- 10 %	+/- 10 %	+/- 10		
3/4/2024 10:23 AM	00:00	7.16 pH	56.91 °F	625.59 µS/cm	0.07 mg/L	1,476.5 NTU	-82.8 mV	11.53 ft	250.00 ml/min
3/4/2024 10:24 AM	01:00	7.15 pH	56.33 °F	629.30 µS/cm	0.04 mg/L	1,729.9 NTU	-83.3 mV	11.53 ft	250.00 ml/min
3/4/2024 10:25 AM	02:00	7.16 pH	56.13 °F	627.15 µS/cm	0.01 mg/L	1,491.2 NTU	-85.7 mV	11.53 ft	250.00 ml/min
3/4/2024 10:26 AM	03:00	7.16 pH	56.09 °F	627.44 µS/cm	0.00 mg/L	1,043.3 NTU	-87.2 mV	11.53 ft	250.00 ml/min
3/4/2024 10:27 AM	04:00	7.17 pH	56.11 °F	627.19 µS/cm	0.00 mg/L	942.28 NTU	-88.8 mV	11.53 ft	250.00 ml/min
3/4/2024 10:28 AM	05:00	7.17 pH	56.17 °F	627.66 µS/cm	0.00 mg/L	698.46 NTU	-89.9 mV	11.53 ft	250.00 ml/min
3/4/2024 10:29 AM	06:00	7.17 pH	56.18 °F	628.81 µS/cm	0.00 mg/L	548.08 NTU	-90.8 mV	11.53 ft	250.00 ml/min
3/4/2024 10:30 AM	07:00	7.16 pH	56.21 °F	629.27 µS/cm	0.00 mg/L	438.59 NTU	-91.3 mV	11.53 ft	250.00 ml/min
3/4/2024 10:31 AM	08:00	7.18 pH	56.34 °F	629.61 µS/cm	0.00 mg/L	375.94 NTU	-92.6 mV	11.53 ft	250.00 ml/min
3/4/2024 10:32 AM	09:00	7.16 pH	56.32 °F	631.71 µS/cm	0.00 mg/L	318.28 NTU	-92.7 mV	11.53 ft	250.00 ml/min
3/4/2024 10:33 AM	10:00	7.16 pH	56.26 °F	631.35 µS/cm	0.00 mg/L	251.18 NTU	-93.3 mV	11.53 ft	250.00 ml/min
3/4/2024 10:34 AM	11:00	7.18 pH	56.49 °F	631.25 µS/cm	0.00 mg/L	163.53 NTU	-94.3 mV	11.53 ft	250.00 ml/min
3/4/2024 10:35 AM	12:00	7.18 pH	56.82 °F	632.10 µS/cm	0.00 mg/L	147.98 NTU	-95.0 mV	11.53 ft	250.00 ml/min
3/4/2024 10:36 AM	13:00	7.18 pH	57.33 °F	631.63 µS/cm	0.00 mg/L	168.29 NTU	-95.6 mV	11.53 ft	250.00 ml/min

Low-Flow Test Report:

Test Date / Time: 3/4/2024 9:51:06 AM
Project: HRID 1Q2024 MW-29D
Operator Name: Cole Baird

Location Name: HRID **Well Diameter: 2 in** **Casing Type: PVC Sch. 40** **Screen Length: 10 ft** **Top of Screen: 30.91 ft** **Total Depth: 40.91 ft** **Initial Depth to Water: 11.7 ft**	**Pump Type: SS Monsoon XL** **Tubing Type: Poly** **Pump Intake From TOC: 36 ft** **Estimated Total Volume Pumped: 2750 ml** **Flow Cell Volume: 130 ml** **Final Flow Rate: 250 ml/min** **Final Draw Down: 11.65 ft**	**Instrument Used: Aqua TROLL 500** **Serial Number: 745328**

Test Notes:

Low-Flow Readings:

Date Time	Elapsed Time	pH	Temperature	Specific Conductivity	RDO Concentration	Turbidity	ORP	Depth to Water	Flow
		+/- 0.1	+/- 3 %	+/- 3 %	+/- 10 %	+/- 10 %	+/- 10		
3/4/2024 9:51 AM	00:00	7.27 pH	57.64 °F	564.79 µS/cm	0.25 mg/L	3.97 NTU	-77.2 mV	11.70 ft	250.00 ml/min
3/4/2024 9:52 AM	01:00	7.28 pH	57.50 °F	568.73 µS/cm	0.04 mg/L	8.15 NTU	-78.0 mV	11.70 ft	250.00 ml/min
3/4/2024 9:53 AM	02:00	7.27 pH	57.39 °F	569.36 µS/cm	0.02 mg/L	6.59 NTU	-76.7 mV	11.70 ft	250.00 ml/min
3/4/2024 9:54 AM	03:00	7.26 pH	57.59 °F	532.33 µS/cm	0.04 mg/L	7.09 NTU	-75.4 mV	11.70 ft	250.00 ml/min
3/4/2024 9:55 AM	04:00	7.25 pH	57.81 °F	535.06 µS/cm	0.06 mg/L	7.87 NTU	-75.1 mV	11.70 ft	250.00 ml/min
3/4/2024 9:56 AM	05:00	7.23 pH	57.35 °F	529.40 µS/cm	0.08 mg/L	8.10 NTU	-74.1 mV	11.70 ft	250.00 ml/min
3/4/2024 9:57 AM	06:00	7.23 pH	57.83 °F	533.77 µS/cm	0.04 mg/L	7.31 NTU	-73.4 mV	11.70 ft	250.00 ml/min
3/4/2024 9:58 AM	07:00	7.22 pH	57.79 °F	533.62 µS/cm	0.02 mg/L	4.27 NTU	-72.8 mV	11.70 ft	250.00 ml/min
3/4/2024 9:59 AM	08:00	7.22 pH	57.85 °F	532.83 µS/cm	0.00 mg/L	2.37 NTU	-72.5 mV	11.70 ft	250.00 ml/min
3/4/2024 10:00 AM	09:00	7.21 pH	57.72 °F	591.83 µS/cm	0.00 mg/L	1.67 NTU	-71.2 mV	11.70 ft	250.00 ml/min
3/4/2024 10:01 AM	10:00	7.20 pH	57.60 °F	592.34 µS/cm	0.00 mg/L	1.36 NTU	-69.6 mV	11.70 ft	250.00 ml/min
3/4/2024 10:02 AM	11:00	7.19 pH	57.61 °F	592.45 µS/cm	0.00 mg/L	1.14 NTU	-68.6 mV	11.70 ft	250.00 ml/min

Samples

Sample ID:	Description:

Low-Flow Test Report:

Test Date / Time: 3/1/2024 9:45:20 AM
Project: HRID 1Q2024 MW-30
Operator Name: Cole Baird

Location Name: HRID **Well Diameter: 2 in** **Casing Type: PVC Sch. 40** **Screen Length: 10 ft** **Top of Screen: 4.23 ft** **Total Depth: 14.23 ft** **Initial Depth to Water: 11.36 ft**	**Pump Type: SS Monsoon XL** **Tubing Type: Poly** **Pump Intake From TOC: 13 ft** **Estimated Total Volume Pumped: 4250 ml** **Flow Cell Volume: 130 ml** **Final Flow Rate: 250 ml/min** **Final Draw Down: 11.37 ft**	**Instrument Used: Aqua TROLL 500** **Serial Number: 745328**

Test Notes:

Low-Flow Readings:

Date Time	Elapsed Time	pH	Temperature	Specific Conductivity	RDO Concentration	Turbidity	ORP	Depth to Water	Flow
		+/- 0.1	+/- 3 %	+/- 3 %	+/- 10 %	+/- 10 %	+/- 10		
3/1/2024 9:45 AM	00:00	6.53 pH	51.08 °F	728.52 µS/cm	6.12 mg/L	298.91 NTU	-53.9 mV	11.36 ft	250.00 ml/min
3/1/2024 9:46 AM	01:00	6.59 pH	53.34 °F	753.09 µS/cm	1.64 mg/L	173.49 NTU	-59.9 mV	11.36 ft	250.00 ml/min
3/1/2024 9:47 AM	02:00	6.67 pH	55.24 °F	752.52 µS/cm	0.76 mg/L	108.23 NTU	-66.2 mV	11.36 ft	250.00 ml/min
3/1/2024 9:48 AM	03:00	6.70 pH	56.22 °F	776.10 µS/cm	0.22 mg/L	88.93 NTU	-70.2 mV	11.36 ft	250.00 ml/min
3/1/2024 9:49 AM	04:00	6.75 pH	55.57 °F	758.16 µS/cm	0.12 mg/L	82.44 NTU	-75.4 mV	11.36 ft	250.00 ml/min
3/1/2024 9:50 AM	05:00	6.79 pH	55.28 °F	753.51 µS/cm	0.07 mg/L	66.36 NTU	-78.3 mV	11.36 ft	250.00 ml/min
3/1/2024 9:51 AM	06:00	6.77 pH	56.55 °F	789.18 µS/cm	0.05 mg/L	47.34 NTU	-79.4 mV	11.36 ft	250.00 ml/min
3/1/2024 9:52 AM	07:00	6.77 pH	56.96 °F	803.42 µS/cm	0.04 mg/L	31.66 NTU	-80.3 mV	11.36 ft	250.00 ml/min
3/1/2024 9:53 AM	08:00	6.78 pH	56.46 °F	799.91 µS/cm	0.02 mg/L	19.05 NTU	-82.3 mV	11.36 ft	250.00 ml/min
3/1/2024 9:54 AM	09:00	6.82 pH	56.13 °F	773.39 µS/cm	0.02 mg/L	15.37 NTU	-85.8 mV	11.36 ft	250.00 ml/min
3/1/2024 9:55 AM	10:00	6.81 pH	56.27 °F	790.76 µS/cm	0.01 mg/L	10.63 NTU	-86.6 mV	11.36 ft	250.00 ml/min
3/1/2024 9:56 AM	11:00	6.82 pH	56.30 °F	785.56 µS/cm	0.03 mg/L	6.39 NTU	-87.7 mV	11.36 ft	250.00 ml/min
3/1/2024 9:57 AM	12:00	6.84 pH	55.66 °F	779.85 µS/cm	0.07 mg/L	6.55 NTU	-89.5 mV	11.36 ft	250.00 ml/min
3/1/2024 9:58 AM	13:00	6.86 pH	56.00 °F	767.42 µS/cm	0.16 mg/L	4.17 NTU	-91.4 mV	11.36 ft	250.00 ml/min
3/1/2024 9:59 AM	14:00	6.85 pH	55.98 °F	784.14 µS/cm	0.06 mg/L	3.42 NTU	-91.6 mV	11.36 ft	250.00 ml/min

3/1/2024 10:00 AM	15:00	6.86 pH	55.51 °F	778.03 µS/cm	0.03 mg/L	3.88 NTU	-92.2 mV	11.36 ft	250.00 ml/min
3/1/2024 10:01 AM	16:00	6.87 pH	55.61 °F	769.76 µS/cm	0.02 mg/L	3.58 NTU	-93.6 mV	11.36 ft	250.00 ml/min
3/1/2024 10:02 AM	17:00	6.84 pH	56.61 °F	792.30 µS/cm	0.02 mg/L	2.86 NTU	-93.1 mV	11.36 ft	250.00 ml/min

Samples

Sample ID:	Description:

Created using VuSitu from In-Situ, Inc.

Low-Flow Test Report:

Test Date / Time: 3/1/2024 2:34:23 PM
Project: HRID 1Q2024 MW-32
Operator Name: Cole Baird

Location Name: HRID **Well Diameter: 2 in** **Casing Type: PVC Sch. 40** **Screen Length: 10 ft** **Top of Screen: 22.3 ft** **Total Depth: 32.3 ft** **Initial Depth to Water: 17.25 ft**	**Pump Type: SS Monsoon XL** **Tubing Type: Poly** **Pump Intake From TOC: 27.5 ft** **Estimated Total Volume Pumped: 6250 ml** **Flow Cell Volume: 130 ml** **Final Flow Rate: 250 ml/min** **Final Draw Down: 17.27 ft**	**Instrument Used: Aqua TROLL 500** **Serial Number: 745328**

Test Notes:

Low-Flow Readings:

Date Time	Elapsed Time	pH	Temperature	Specific Conductivity	RDO Concentration	Turbidity	ORP	Depth to Water	Flow
		+/- 0.1	+/- 3 %	+/- 3 %	+/- 10 %	+/- 10 %	+/- 10		
3/1/2024 2:34 PM	00:00	7.09 pH	54.40 °F	581.41 µS/cm	4.35 mg/L	5.98 NTU	18.4 mV	17.25 ft	250.00 ml/min
3/1/2024 2:35 PM	01:00	7.02 pH	55.65 °F	591.28 µS/cm	0.70 mg/L	17.22 NTU	21.1 mV	17.25 ft	250.00 ml/min
3/1/2024 2:36 PM	02:00	6.96 pH	56.86 °F	600.52 µS/cm	0.36 mg/L	252.45 NTU	23.2 mV	17.25 ft	250.00 ml/min
3/1/2024 2:37 PM	03:00	6.94 pH	56.71 °F	602.85 µS/cm	0.32 mg/L	506.70 NTU	23.4 mV	17.25 ft	250.00 ml/min
3/1/2024 2:38 PM	04:00	6.93 pH	56.49 °F	603.99 µS/cm	0.29 mg/L	715.27 NTU	23.3 mV	17.25 ft	250.00 ml/min
3/1/2024 2:39 PM	05:00	6.92 pH	56.63 °F	605.98 µS/cm	0.26 mg/L	929.72 NTU	23.3 mV	17.25 ft	250.00 ml/min
3/1/2024 2:40 PM	06:00	6.92 pH	56.70 °F	606.92 µS/cm	0.24 mg/L	897.21 NTU	22.9 mV	17.25 ft	250.00 ml/min
3/1/2024 2:41 PM	07:00	6.92 pH	56.51 °F	606.09 µS/cm	0.23 mg/L	931.01 NTU	22.6 mV	17.25 ft	250.00 ml/min
3/1/2024 2:42 PM	08:00	6.92 pH	56.46 °F	607.01 µS/cm	0.23 mg/L	754.86 NTU	22.3 mV	17.25 ft	250.00 ml/min
3/1/2024 2:43 PM	09:00	6.92 pH	56.02 °F	605.24 µS/cm	0.25 mg/L	730.44 NTU	21.6 mV	17.25 ft	250.00 ml/min
3/1/2024 2:44 PM	10:00	6.92 pH	55.64 °F	605.72 µS/cm	0.25 mg/L	666.15 NTU	21.3 mV	17.25 ft	250.00 ml/min
3/1/2024 2:45 PM	11:00	6.92 pH	55.37 °F	604.54 µS/cm	0.26 mg/L	818.24 NTU	21.0 mV	17.25 ft	250.00 ml/min
3/1/2024 2:46 PM	12:00	6.93 pH	55.06 °F	602.70 µS/cm	0.28 mg/L	867.70 NTU	20.7 mV	17.25 ft	250.00 ml/min
3/1/2024 2:47 PM	13:00	6.93 pH	54.76 °F	605.80 µS/cm	0.28 mg/L	985.10 NTU	20.5 mV	17.25 ft	250.00 ml/min
3/1/2024 2:48 PM	14:00	6.92 pH	55.44 °F	607.99 µS/cm	0.25 mg/L	927.80 NTU	20.2 mV	17.25 ft	250.00 ml/min

3/1/2024 2:49 PM	15:00	6.91 pH	56.95 °F	611.04 µS/cm	0.22 mg/L	906.32 NTU	20.2 mV	17.25 ft	250.00 ml/min
3/1/2024 2:50 PM	16:00	6.91 pH	57.17 °F	610.93 µS/cm	0.19 mg/L	743.67 NTU	19.8 mV	17.25 ft	250.00 ml/min
3/1/2024 2:51 PM	17:00	6.91 pH	56.83 °F	609.45 µS/cm	0.19 mg/L	652.10 NTU	19.6 mV	17.25 ft	250.00 ml/min
3/1/2024 2:52 PM	18:00	6.92 pH	56.44 °F	608.18 µS/cm	0.20 mg/L	646.73 NTU	19.5 mV	17.25 ft	250.00 ml/min
3/1/2024 2:53 PM	19:00	6.92 pH	55.73 °F	606.53 µS/cm	0.22 mg/L	683.95 NTU	19.1 mV	17.25 ft	250.00 ml/min
3/1/2024 2:54 PM	20:00	6.91 pH	56.59 °F	609.38 µS/cm	0.21 mg/L	740.93 NTU	19.1 mV	17.25 ft	250.00 ml/min
3/1/2024 2:55 PM	21:00	6.92 pH	56.55 °F	607.79 µS/cm	0.31 mg/L	632.77 NTU	18.9 mV	17.25 ft	250.00 ml/min
3/1/2024 2:56 PM	22:00	6.92 pH	57.03 °F	608.04 µS/cm	0.42 mg/L	532.67 NTU	18.9 mV	17.25 ft	250.00 ml/min
3/1/2024 2:57 PM	23:00	6.92 pH	57.08 °F	608.35 µS/cm	0.41 mg/L	540.48 NTU	18.7 mV	17.25 ft	250.00 ml/min
3/1/2024 2:58 PM	24:00	6.92 pH	57.11 °F	607.97 µS/cm	0.38 mg/L	498.08 NTU	18.6 mV	17.25 ft	250.00 ml/min
3/1/2024 2:59 PM	25:00	6.92 pH	57.03 °F	608.35 µS/cm	0.35 mg/L	516.52 NTU	18.4 mV	17.25 ft	250.00 ml/min

Samples

Sample ID:	Description:

Low-Flow Test Report:

Test Date / Time: 3/5/2024 8:26:31 AM
Project: HRID 1Q2024 MW-33
Operator Name: Cole Baird

Location Name: HRID **Well Diameter: 2 in** **Casing Type: PVC Sch. 40** **Screen Length: 10 ft** **Top of Screen: 15.53 ft** **Total Depth: 25.53 ft** **Initial Depth to Water: 18.5 ft**	**Pump Type: SS Monsoon XL** **Tubing Type: Poly** **Pump Intake From TOC: 20.5 ft** **Estimated Total Volume Pumped: 2500 ml** **Flow Cell Volume: 130 ml** **Final Flow Rate: 250 ml/min** **Final Draw Down: 18.42 ft**	**Instrument Used: Aqua TROLL 500** **Serial Number: 745328**

Test Notes:

Low-Flow Readings:

Date Time	Elapsed Time	pH	Temperature	Specific Conductivity	RDO Concentration	Turbidity	ORP	Depth to Water	Flow
		+/- 0.1	+/- 3 %	+/- 3 %	+/- 10 %	+/- 10 %	+/- 10		
3/5/2024 8:26 AM	00:00	6.91 pH	57.08 °F	565.15 µS/cm	1.19 mg/L	6.55 NTU	-21.1 mV	18.50 ft	250.00 ml/min
3/5/2024 8:27 AM	01:00	6.97 pH	56.88 °F	573.48 µS/cm	0.13 mg/L	5.96 NTU	-23.2 mV	18.50 ft	250.00 ml/min
3/5/2024 8:28 AM	02:00	6.94 pH	57.21 °F	1.29 µS/cm	7.60 mg/L	2.88 NTU	-22.8 mV	18.50 ft	250.00 ml/min
3/5/2024 8:29 AM	03:00	7.03 pH	57.22 °F	578.49 µS/cm	1.42 mg/L	11.06 NTU	-24.5 mV	18.50 ft	250.00 ml/min
3/5/2024 8:30 AM	04:00	7.11 pH	57.19 °F	580.42 µS/cm	0.09 mg/L	33.40 NTU	-28.6 mV	18.50 ft	250.00 ml/min
3/5/2024 8:31 AM	05:00	7.10 pH	57.09 °F	579.27 µS/cm	0.02 mg/L	58.39 NTU	-28.6 mV	18.50 ft	250.00 ml/min
3/5/2024 8:32 AM	06:00	7.10 pH	57.23 °F	578.83 µS/cm	0.03 mg/L	73.48 NTU	-28.7 mV	18.50 ft	250.00 ml/min
3/5/2024 8:33 AM	07:00	7.09 pH	57.34 °F	578.27 µS/cm	0.02 mg/L	88.98 NTU	-28.5 mV	18.50 ft	250.00 ml/min
3/5/2024 8:34 AM	08:00	7.09 pH	57.54 °F	578.42 µS/cm	0.02 mg/L	98.63 NTU	-28.1 mV	18.50 ft	250.00 ml/min
3/5/2024 8:35 AM	09:00	7.09 pH	57.59 °F	577.34 µS/cm	0.02 mg/L	95.61 NTU	-28.4 mV	18.50 ft	250.00 ml/min
3/5/2024 8:36 AM	10:00	7.09 pH	57.52 °F	576.61 µS/cm	0.02 mg/L	80.74 NTU	-28.3 mV	18.50 ft	250.00 ml/min

Samples

Sample ID:	Description:

Low-Flow Test Report:

Test Date / Time: 3/5/2024 9:31:16 AM
Project: HRID 1Q2024 MW-36
Operator Name: Cole Baird

Location Name: HRID **Well Diameter: 2 in** **Casing Type: PVC Sch. 40** **Screen Length: 10 ft** **Top of Screen: 15.83 ft** **Total Depth: 25.83 ft** **Initial Depth to Water: 18.75 ft**	**Pump Type: SS Monsoon XL** **Tubing Type: Poly** **Pump Intake From TOC: 20.5 ft** **Estimated Total Volume Pumped: 2500 ml** **Flow Cell Volume: 130 ml** **Final Flow Rate: 250 ml/min** **Final Draw Down: 18.65 ft**	**Instrument Used: Aqua TROLL 500** **Serial Number: 745328**

Test Notes:

Low-Flow Readings:

Date Time	Elapsed Time	pH	Temperature	Specific Conductivity	RDO Concentration	Turbidity	ORP	Depth to Water	Flow
		+/- 0.1	+/- 3 %	+/- 3 %	+/- 10 %	+/- 10 %	+/- 10		
3/5/2024 9:31 AM	00:00	7.18 pH	56.83 °F	532.63 µS/cm	7.33 mg/L	816.05 NTU	-12.1 mV	18.75 ft	250.00 ml/min
3/5/2024 9:32 AM	01:00	7.18 pH	56.92 °F	532.63 µS/cm	7.27 mg/L	607.43 NTU	-9.2 mV	18.75 ft	250.00 ml/min
3/5/2024 9:33 AM	02:00	7.17 pH	56.95 °F	532.92 µS/cm	7.27 mg/L	450.39 NTU	-6.6 mV	18.75 ft	250.00 ml/min
3/5/2024 9:34 AM	03:00	7.15 pH	57.20 °F	533.42 µS/cm	7.26 mg/L	293.40 NTU	-4.1 mV	18.75 ft	250.00 ml/min
3/5/2024 9:35 AM	04:00	7.14 pH	57.22 °F	533.03 µS/cm	7.27 mg/L	168.13 NTU	-2.0 mV	18.75 ft	250.00 ml/min
3/5/2024 9:36 AM	05:00	7.13 pH	57.18 °F	532.93 µS/cm	7.28 mg/L	121.49 NTU	-0.5 mV	18.75 ft	250.00 ml/min
3/5/2024 9:37 AM	06:00	7.13 pH	57.18 °F	532.88 µS/cm	7.27 mg/L	107.00 NTU	0.9 mV	18.75 ft	250.00 ml/min
3/5/2024 9:38 AM	07:00	7.12 pH	57.16 °F	532.91 µS/cm	7.25 mg/L	81.32 NTU	2.1 mV	18.75 ft	250.00 ml/min
3/5/2024 9:39 AM	08:00	7.12 pH	57.14 °F	532.98 µS/cm	7.25 mg/L	58.92 NTU	3.1 mV	18.75 ft	250.00 ml/min
3/5/2024 9:40 AM	09:00	7.12 pH	57.11 °F	533.13 µS/cm	7.23 mg/L	64.49 NTU	4.3 mV	18.75 ft	250.00 ml/min
3/5/2024 9:41 AM	10:00	7.12 pH	57.14 °F	533.34 µS/cm	7.22 mg/L	51.30 NTU	4.5 mV	18.75 ft	250.00 ml/min

Samples

Sample ID:	Description:

Low-Flow Test Report:

Test Date / Time: 3/1/2024 1:01:21 PM
Project: HRID 1Q2024 MW-37
Operator Name: Cole Baird

Location Name: HRID **Well Diameter: 2 in** **Casing Type: PVC Sch. 40** **Screen Length: 10 ft** **Top of Screen: 14.5 ft** **Total Depth: 24.5 ft** **Initial Depth to Water: 18.86 ft**	**Pump Type: SS Monsoon XL** **Tubing Type: Poly** **Pump Intake From TOC: 20.25 ft** **Estimated Total Volume Pumped: 3000 ml** **Flow Cell Volume: 130 ml** **Final Flow Rate: 250 ml/min** **Final Draw Down: 19 ft**	**Instrument Used: Aqua TROLL 500** **Serial Number: 745328**

Test Notes:

Low-Flow Readings:

Date Time	Elapsed Time	pH	Temperature	Specific Conductivity	RDO Concentration	Turbidity	ORP	Depth to Water	Flow
		+/- 0.1	+/- 3 %	+/- 3 %	+/- 10 %	+/- 10 %	+/- 10		
3/1/2024 1:01 PM	00:00	6.92 pH	57.37 °F	613.30 µS/cm	0.35 mg/L	298.02 NTU	3.9 mV	18.86 ft	250.00 ml/min
3/1/2024 1:02 PM	01:00	6.86 pH	58.53 °F	614.11 µS/cm	0.24 mg/L	364.18 NTU	7.8 mV	18.86 ft	250.00 ml/min
3/1/2024 1:03 PM	02:00	6.82 pH	58.93 °F	615.01 µS/cm	0.28 mg/L	301.92 NTU	9.5 mV	18.86 ft	250.00 ml/min
3/1/2024 1:04 PM	03:00	6.80 pH	59.03 °F	616.22 µS/cm	0.37 mg/L	208.85 NTU	10.1 mV	18.86 ft	250.00 ml/min
3/1/2024 1:05 PM	04:00	6.79 pH	59.15 °F	617.23 µS/cm	0.52 mg/L	107.44 NTU	10.3 mV	18.86 ft	250.00 ml/min
3/1/2024 1:06 PM	05:00	6.78 pH	59.19 °F	617.30 µS/cm	0.60 mg/L	51.19 NTU	10.3 mV	18.86 ft	250.00 ml/min
3/1/2024 1:07 PM	06:00	6.78 pH	59.23 °F	617.59 µS/cm	0.68 mg/L	30.20 NTU	10.3 mV	18.86 ft	250.00 ml/min
3/1/2024 1:08 PM	07:00	6.78 pH	59.24 °F	617.38 µS/cm	0.72 mg/L	18.94 NTU	10.1 mV	18.86 ft	250.00 ml/min
3/1/2024 1:09 PM	08:00	6.77 pH	59.23 °F	617.42 µS/cm	0.79 mg/L	14.89 NTU	9.9 mV	18.86 ft	250.00 ml/min
3/1/2024 1:10 PM	09:00	6.77 pH	59.24 °F	617.38 µS/cm	0.82 mg/L	11.14 NTU	9.9 mV	18.86 ft	250.00 ml/min
3/1/2024 1:11 PM	10:00	6.77 pH	59.24 °F	617.50 µS/cm	0.89 mg/L	9.96 NTU	9.7 mV	18.86 ft	250.00 ml/min
3/1/2024 1:12 PM	11:00	6.77 pH	59.24 °F	617.25 µS/cm	0.89 mg/L	7.55 NTU	9.6 mV	18.86 ft	250.00 ml/min
3/1/2024 1:13 PM	12:00	6.77 pH	59.26 °F	617.20 µS/cm	0.97 mg/L	6.50 NTU	9.5 mV	18.86 ft	250.00 ml/min

Samples

Low-Flow Test Report:

Test Date / Time: 3/1/2024 12:26:37 PM
Project: HRID 1Q2024 MW-39
Operator Name: Cole Baird

Location Name: HRID **Well Diameter: 2 in** **Casing Type: PVC Sch. 40** **Screen Length: 10 ft** **Top of Screen: 13.3 ft** **Total Depth: 23.3 ft** **Initial Depth to Water: 16.83 ft**	**Pump Type: SS Monsoon XL** **Tubing Type: Poly** **Pump Intake From TOC: 19.5 ft** **Estimated Total Volume Pumped: 3250 ml** **Flow Cell Volume: 130 ml** **Final Flow Rate: 250 ml/min** **Final Draw Down: 16.78 ft**	**Instrument Used: Aqua TROLL 500** **Serial Number: 745328**

Test Notes:

Low-Flow Readings:

Date Time	Elapsed Time	pH	Temperature	Specific Conductivity	RDO Concentration	Turbidity	ORP	Depth to Water	Flow
		+/- 0.1	+/- 3 %	+/- 3 %	+/- 10 %	+/- 10 %	+/- 10		
3/1/2024 12:26 PM	00:00	6.72 pH	57.57 °F	684.26 µS/cm	4.76 mg/L	319.04 NTU	0.2 mV	16.83 ft	250.00 ml/min
3/1/2024 12:27 PM	01:00	6.75 pH	57.68 °F	685.06 µS/cm	4.35 mg/L	211.63 NTU	3.1 mV	16.83 ft	250.00 ml/min
3/1/2024 12:28 PM	02:00	6.77 pH	57.13 °F	683.92 µS/cm	4.19 mg/L	137.70 NTU	3.2 mV	16.83 ft	250.00 ml/min
3/1/2024 12:29 PM	03:00	6.77 pH	57.02 °F	684.40 µS/cm	4.14 mg/L	94.68 NTU	3.9 mV	16.83 ft	250.00 ml/min
3/1/2024 12:30 PM	04:00	6.77 pH	57.18 °F	685.67 µS/cm	4.06 mg/L	72.75 NTU	4.2 mV	16.83 ft	250.00 ml/min
3/1/2024 12:31 PM	05:00	6.78 pH	57.20 °F	684.94 µS/cm	4.07 mg/L	56.53 NTU	4.4 mV	16.83 ft	250.00 ml/min
3/1/2024 12:32 PM	06:00	6.78 pH	57.28 °F	685.52 µS/cm	4.15 mg/L	44.69 NTU	4.8 mV	16.83 ft	250.00 ml/min
3/1/2024 12:33 PM	07:00	6.77 pH	57.62 °F	686.24 µS/cm	4.22 mg/L	29.95 NTU	5.4 mV	16.83 ft	250.00 ml/min
3/1/2024 12:34 PM	08:00	6.77 pH	57.82 °F	686.14 µS/cm	4.27 mg/L	19.70 NTU	5.9 mV	16.83 ft	250.00 ml/min
3/1/2024 12:35 PM	09:00	6.78 pH	57.61 °F	684.80 µS/cm	4.28 mg/L	12.97 NTU	6.1 mV	16.83 ft	250.00 ml/min
3/1/2024 12:36 PM	10:00	6.78 pH	57.33 °F	683.81 µS/cm	4.28 mg/L	12.46 NTU	6.4 mV	16.83 ft	250.00 ml/min
3/1/2024 12:37 PM	11:00	6.79 pH	57.22 °F	683.03 µS/cm	4.22 mg/L	9.35 NTU	6.7 mV	16.83 ft	250.00 ml/min
3/1/2024 12:38 PM	12:00	6.78 pH	57.44 °F	683.51 µS/cm	4.18 mg/L	7.75 NTU	7.0 mV	16.83 ft	250.00 ml/min
3/1/2024 12:39 PM	13:00	6.78 pH	57.42 °F	683.51 µS/cm	4.17 mg/L	6.01 NTU	7.3 mV	16.83 ft	250.00 ml/min

Low-Flow Test Report:

Test Date / Time: 3/5/2024 9:25:08 AM
Project: HRID 1Q2024 MW-40
Operator Name: Cole Baird

Location Name: HRID **Well Diameter: 2 in** **Casing Type: PVC Sch. 40** **Screen Length: 10 ft** **Top of Screen: 11.75 ft** **Total Depth: 21.75 ft** **Initial Depth to Water: 6.95 ft**	**Pump Type: Proactive SS Monsoon XL** **Tubing Type: Poly** **Pump Intake From TOC: 16 ft** **Estimated Total Volume Pumped: 5500 ml** **Flow Cell Volume: 130 ml** **Final Flow Rate: 250 ml/min** **Final Draw Down: 7.07 ft**	**Instrument Used: Aqua TROLL 500** **Serial Number: 913928**

Test Notes:
VOCs

Low-Flow Readings:

Date Time	Elapsed Time	pH	Temperature	Specific Conductivity	RDO Concentration	Turbidity	ORP	Depth to Water	Flow
		+/- 0.1	+/- 3 %	+/- 3 %	+/- 10 %	+/- 10 %	+/- 10		
3/5/2024 9:25 AM	00:00	7.30 pH	54.20 °F	808.43 µS/cm	7.63 mg/L	1,007.9 NTU	-28.6 mV	6.95 ft	250.00 ml/min
3/5/2024 9:26 AM	01:00	6.87 pH	51.66 °F	821.69 µS/cm	2.32 mg/L	1,114.4 NTU	-19.6 mV	6.95 ft	250.00 ml/min
3/5/2024 9:27 AM	02:00	6.83 pH	51.66 °F	825.76 µS/cm	1.44 mg/L	754.04 NTU	-19.4 mV	6.95 ft	250.00 ml/min
3/5/2024 9:28 AM	03:00	6.82 pH	51.91 °F	827.52 µS/cm	1.24 mg/L	668.38 NTU	-21.0 mV	6.95 ft	250.00 ml/min
3/5/2024 9:29 AM	04:00	6.81 pH	52.18 °F	828.08 µS/cm	1.30 mg/L	623.27 NTU	-22.4 mV	6.95 ft	250.00 ml/min
3/5/2024 9:30 AM	05:00	6.82 pH	52.26 °F	828.07 µS/cm	1.26 mg/L	525.38 NTU	-23.6 mV	6.95 ft	250.00 ml/min
3/5/2024 9:31 AM	06:00	6.82 pH	52.44 °F	828.89 µS/cm	1.13 mg/L	466.79 NTU	-24.8 mV	6.95 ft	250.00 ml/min
3/5/2024 9:32 AM	07:00	6.82 pH	52.75 °F	829.32 µS/cm	1.22 mg/L	403.80 NTU	-25.6 mV	6.95 ft	250.00 ml/min
3/5/2024 9:33 AM	08:00	6.82 pH	52.96 °F	830.05 µS/cm	1.28 mg/L	422.91 NTU	-26.2 mV	6.95 ft	250.00 ml/min
3/5/2024 9:34 AM	09:00	6.82 pH	53.04 °F	829.75 µS/cm	1.27 mg/L	352.98 NTU	-26.8 mV	6.95 ft	250.00 ml/min
3/5/2024 9:35 AM	10:00	6.83 pH	53.25 °F	832.34 µS/cm	1.27 mg/L	369.07 NTU	-27.4 mV	6.95 ft	250.00 ml/min
3/5/2024 9:36 AM	11:00	6.83 pH	53.41 °F	830.89 µS/cm	1.26 mg/L	281.07 NTU	-27.7 mV	6.95 ft	250.00 ml/min
3/5/2024 9:37 AM	12:00	6.83 pH	53.55 °F	831.11 µS/cm	1.27 mg/L	246.23 NTU	-28.1 mV	6.95 ft	250.00 ml/min
3/5/2024 9:38 AM	13:00	6.83 pH	53.69 °F	831.31 µS/cm	1.30 mg/L	232.96 NTU	-28.4 mV	6.95 ft	250.00 ml/min
3/5/2024 9:39 AM	14:00	6.83 pH	53.81 °F	832.58 µS/cm	1.33 mg/L	263.27 NTU	-28.8 mV	6.95 ft	250.00 ml/min

3/5/2024 9:40 AM	15:00	6.84 pH	53.23 °F	823.44 µS/cm	1.31 mg/L	377.25 NTU	-28.1 mV	6.95 ft	250.00 ml/min
3/5/2024 9:41 AM	16:00	6.84 pH	52.38 °F	824.84 µS/cm	1.17 mg/L	366.12 NTU	-27.8 mV	6.95 ft	250.00 ml/min
3/5/2024 9:42 AM	17:00	6.84 pH	52.36 °F	825.97 µS/cm	1.10 mg/L	335.61 NTU	-27.3 mV	6.95 ft	250.00 ml/min
3/5/2024 9:43 AM	18:00	6.83 pH	52.51 °F	827.45 µS/cm	1.09 mg/L	357.23 NTU	-26.9 mV	6.95 ft	250.00 ml/min
3/5/2024 9:44 AM	19:00	6.82 pH	53.19 °F	833.44 µS/cm	0.72 mg/L	237.79 NTU	-27.8 mV	6.95 ft	250.00 ml/min
3/5/2024 9:45 AM	20:00	6.83 pH	53.21 °F	831.02 µS/cm	0.46 mg/L	188.63 NTU	-29.5 mV	6.95 ft	250.00 ml/min
3/5/2024 9:46 AM	21:00	6.83 pH	53.18 °F	831.04 µS/cm	0.21 mg/L	142.24 NTU	-31.8 mV	6.95 ft	250.00 ml/min
3/5/2024 9:47 AM	22:00	6.83 pH	53.22 °F	831.05 µS/cm	0.20 mg/L	121.97 NTU	-33.1 mV	6.95 ft	250.00 ml/min

Samples

Sample ID:	Description:

Created using VuSitu from In-Situ, Inc.

Low-Flow Test Report:

Test Date / Time: 3/4/2024 10:58:07 AM
Project: HRID 1Q2024 MW-41
Operator Name: Cole Baird

Location Name: HRID **Well Diameter: 2 in** **Casing Type: PVC Sch. 40** **Screen Length: 0 ft** **Top of Screen: 11.59 ft** **Total Depth: 21.59 ft** **Initial Depth to Water: 12.71 ft**	**Pump Type: SS Monsoon XL** **Tubing Type: Poly** **Pump Intake From TOC: 16.5 ft** **Estimated Total Volume Pumped: 3750 ml** **Flow Cell Volume: 130 ml** **Final Flow Rate: 250 ml/min** **Final Draw Down: 12.36 ft**	**Instrument Used: Aqua TROLL 500** **Serial Number: 745328**

Test Notes:

Low-Flow Readings:

Date Time	Elapsed Time	pH	Temperature	Specific Conductivity	RDO Concentration	Turbidity	ORP	Depth to Water	Flow
		+/- 0.1	+/- 3 %	+/- 3 %	+/- 10 %	+/- 10 %	+/- 10		
3/4/2024 10:58 AM	00:00	7.06 pH	58.81 °F	655.01 µS/cm	0.47 mg/L	182.51 NTU	-69.6 mV	12.71 ft	250.00 ml/min
3/4/2024 10:59 AM	01:00	7.05 pH	58.06 °F	658.40 µS/cm	0.06 mg/L	221.57 NTU	-67.6 mV	12.71 ft	250.00 ml/min
3/4/2024 11:00 AM	02:00	7.04 pH	58.14 °F	658.29 µS/cm	0.02 mg/L	265.47 NTU	-66.9 mV	12.71 ft	250.00 ml/min
3/4/2024 11:01 AM	03:00	7.04 pH	58.48 °F	656.48 µS/cm	0.03 mg/L	269.89 NTU	-67.0 mV	12.71 ft	250.00 ml/min
3/4/2024 11:02 AM	04:00	7.03 pH	58.01 °F	656.52 µS/cm	0.02 mg/L	280.25 NTU	-66.8 mV	12.71 ft	250.00 ml/min
3/4/2024 11:03 AM	05:00	7.03 pH	58.09 °F	656.39 µS/cm	0.01 mg/L	284.83 NTU	-67.1 mV	12.71 ft	250.00 ml/min
3/4/2024 11:04 AM	06:00	7.03 pH	58.25 °F	656.21 µS/cm	0.01 mg/L	291.80 NTU	-67.2 mV	12.71 ft	250.00 ml/min
3/4/2024 11:05 AM	07:00	7.03 pH	58.30 °F	654.93 µS/cm	0.01 mg/L	251.58 NTU	-67.6 mV	12.71 ft	250.00 ml/min
3/4/2024 11:06 AM	08:00	7.03 pH	58.29 °F	653.50 µS/cm	0.00 mg/L	245.27 NTU	-67.9 mV	12.71 ft	250.00 ml/min
3/4/2024 11:07 AM	09:00	7.02 pH	58.27 °F	651.35 µS/cm	0.00 mg/L	209.06 NTU	-68.2 mV	12.71 ft	250.00 ml/min
3/4/2024 11:08 AM	10:00	7.02 pH	58.06 °F	648.95 µS/cm	0.00 mg/L	141.86 NTU	-68.4 mV	12.71 ft	250.00 ml/min
3/4/2024 11:09 AM	11:00	7.02 pH	57.77 °F	644.31 µS/cm	0.00 mg/L	76.96 NTU	-69.2 mV	12.71 ft	250.00 ml/min
3/4/2024 11:10 AM	12:00	7.04 pH	57.73 °F	601.20 µS/cm	0.00 mg/L	168.69 NTU	-70.5 mV	12.71 ft	250.00 ml/min
3/4/2024 11:11 AM	13:00	7.05 pH	57.75 °F	597.47 µS/cm	0.00 mg/L	68.29 NTU	-71.8 mV	12.71 ft	250.00 ml/min
3/4/2024 11:12 AM	14:00	7.05 pH	57.65 °F	592.29 µS/cm	0.00 mg/L	35.46 NTU	-72.4 mV	12.71 ft	250.00 ml/min

3/4/2024 11:13 AM	15:00	7.06 pH	57.55 °F	592.23 µS/cm	0.00 mg/L	19.35 NTU	-73.3 mV	12.71 ft	250.00 ml/min

Samples

Sample ID:	Description:

Created using VuSitu from In-Situ, Inc.

Low-Flow Test Report:

Test Date / Time: 3/5/2024 7:18:39 AM
Project: HRID 1Q2024 MW-41D
Operator Name: Cole Baird

Location Name: HRID **Well Diameter: 2 in** **Casing Type: PVC Sch. 40** **Screen Length: 0 ft** **Top of Screen: 23.15 ft** **Total Depth: 33.15 ft** **Initial Depth to Water: 12.68 ft**	**Pump Type: SS Monsoon XL** **Tubing Type: Poly** **Pump Intake From TOC: 28 ft** **Estimated Total Volume Pumped: 2500 ml** **Flow Cell Volume: 130 ml** **Final Flow Rate: 250 ml/min** **Final Draw Down: 12.61 ft**	**Instrument Used: Aqua TROLL 500** **Serial Number: 745328**

Test Notes:

Low-Flow Readings:

Date Time	Elapsed Time	pH	Temperature	Specific Conductivity	RDO Concentration	Turbidity	ORP	Depth to Water	Flow
		+/- 0.1	+/- 3 %	+/- 3 %	+/- 10 %	+/- 10 %	+/- 10		
3/5/2024 7:18 AM	00:00	7.67 pH	59.02 °F	562.15 µS/cm	1.97 mg/L	19.86 NTU	-110.6 mV	12.68 ft	250.00 ml/min
3/5/2024 7:19 AM	01:00	7.39 pH	58.74 °F	611.56 µS/cm	0.23 mg/L	74.29 NTU	-112.7 mV	12.68 ft	250.00 ml/min
3/5/2024 7:20 AM	02:00	7.27 pH	58.69 °F	634.41 µS/cm	0.07 mg/L	173.69 NTU	-103.0 mV	12.68 ft	250.00 ml/min
3/5/2024 7:21 AM	03:00	7.21 pH	58.65 °F	644.09 µS/cm	0.03 mg/L	160.67 NTU	-94.7 mV	12.68 ft	250.00 ml/min
3/5/2024 7:22 AM	04:00	7.18 pH	58.62 °F	645.98 µS/cm	0.01 mg/L	123.52 NTU	-89.9 mV	12.68 ft	250.00 ml/min
3/5/2024 7:23 AM	05:00	7.15 pH	58.64 °F	646.02 µS/cm	0.01 mg/L	89.57 NTU	-87.2 mV	12.68 ft	250.00 ml/min
3/5/2024 7:24 AM	06:00	7.13 pH	58.62 °F	645.70 µS/cm	0.01 mg/L	67.88 NTU	-85.7 mV	12.68 ft	250.00 ml/min
3/5/2024 7:25 AM	07:00	7.12 pH	58.67 °F	645.72 µS/cm	0.00 mg/L	53.49 NTU	-84.0 mV	12.68 ft	250.00 ml/min
3/5/2024 7:26 AM	08:00	7.11 pH	58.70 °F	644.36 µS/cm	0.00 mg/L	46.19 NTU	-83.2 mV	12.68 ft	250.00 ml/min
3/5/2024 7:27 AM	09:00	7.10 pH	58.66 °F	644.01 µS/cm	0.00 mg/L	25.67 NTU	-82.3 mV	12.68 ft	250.00 ml/min
3/5/2024 7:28 AM	10:00	7.10 pH	58.66 °F	643.63 µS/cm	0.00 mg/L	24.47 NTU	-81.7 mV	12.68 ft	250.00 ml/min

Samples

Sample ID:	Description:

Low-Flow Test Report:

Test Date / Time: 3/4/2024 9:13:25 AM
Project: HRID 1Q2024 MW-42
Operator Name: Cole Baird

Location Name: HRID **Well Diameter: 2 in** **Casing Type: PVC Sch. 40** **Screen Length: 10 ft** **Top of Screen: 7.03 ft** **Total Depth: 17.03 ft** **Initial Depth to Water: 11.1 ft**	**Pump Type: SS Monsoon XL** **Tubing Type: Poly** **Pump Intake From TOC: 13 ft** **Estimated Total Volume Pumped: 4250 ml** **Flow Cell Volume: 130 ml** **Final Flow Rate: 250 ml/min** **Final Draw Down: 11.01 ft**	**Instrument Used: Aqua TROLL 500** **Serial Number: 745328**

Test Notes:

Low-Flow Readings:

Date Time	Elapsed Time	pH	Temperature	Specific Conductivity	RDO Concentration	Turbidity	ORP	Depth to Water	Flow
		+/- 0.1	+/- 3 %	+/- 3 %	+/- 10 %	+/- 10 %	+/- 10		
3/4/2024 9:13 AM	00:00	7.20 pH	57.65 °F	576.35 µS/cm	1.44 mg/L	1,289.7 NTU	-55.1 mV	11.10 ft	250.00 ml/min
3/4/2024 9:14 AM	01:00	7.21 pH	57.25 °F	567.86 µS/cm	0.29 mg/L	1,069.8 NTU	-53.0 mV	11.10 ft	250.00 ml/min
3/4/2024 9:15 AM	02:00	7.21 pH	57.31 °F	557.70 µS/cm	0.21 mg/L	868.52 NTU	-52.2 mV	11.10 ft	250.00 ml/min
3/4/2024 9:16 AM	03:00	7.21 pH	57.42 °F	557.10 µS/cm	0.22 mg/L	755.63 NTU	-52.3 mV	11.10 ft	250.00 ml/min
3/4/2024 9:17 AM	04:00	7.21 pH	57.54 °F	557.44 µS/cm	0.22 mg/L	545.25 NTU	-52.0 mV	11.10 ft	250.00 ml/min
3/4/2024 9:18 AM	05:00	7.21 pH	57.15 °F	555.40 µS/cm	0.23 mg/L	797.78 NTU	-51.3 mV	11.10 ft	250.00 ml/min
3/4/2024 9:19 AM	06:00	7.21 pH	57.53 °F	556.80 µS/cm	0.24 mg/L	540.50 NTU	-51.3 mV	11.10 ft	250.00 ml/min
3/4/2024 9:20 AM	07:00	7.16 pH	57.65 °F	595.95 µS/cm	0.24 mg/L	909.24 NTU	-48.0 mV	11.10 ft	250.00 ml/min
3/4/2024 9:21 AM	08:00	7.17 pH	57.97 °F	595.08 µS/cm	0.17 mg/L	687.77 NTU	-48.3 mV	11.10 ft	250.00 ml/min
3/4/2024 9:22 AM	09:00	7.17 pH	57.62 °F	586.31 µS/cm	0.19 mg/L	428.12 NTU	-47.0 mV	11.10 ft	250.00 ml/min
3/4/2024 9:23 AM	10:00	7.18 pH	57.49 °F	583.34 µS/cm	0.95 mg/L	292.57 NTU	-46.1 mV	11.10 ft	250.00 ml/min
3/4/2024 9:24 AM	11:00	7.17 pH	57.41 °F	589.21 µS/cm	0.49 mg/L	231.78 NTU	-45.6 mV	11.10 ft	250.00 ml/min
3/4/2024 9:25 AM	12:00	7.18 pH	57.40 °F	588.88 µS/cm	0.49 mg/L	179.24 NTU	-45.9 mV	11.10 ft	250.00 ml/min
3/4/2024 9:26 AM	13:00	7.19 pH	57.41 °F	588.83 µS/cm	0.46 mg/L	151.24 NTU	-45.7 mV	11.10 ft	250.00 ml/min
3/4/2024 9:27 AM	14:00	7.17 pH	57.45 °F	593.60 µS/cm	0.52 mg/L	123.76 NTU	-44.4 mV	11.10 ft	250.00 ml/min

3/4/2024 9:28 AM	15:00	7.17 pH	57.42 °F	596.01 µS/cm	0.58 mg/L	89.50 NTU	-43.8 mV	11.10 ft	250.00 ml/min
3/4/2024 9:29 AM	16:00	7.18 pH	57.35 °F	595.25 µS/cm	0.58 mg/L	80.08 NTU	-43.4 mV	11.10 ft	250.00 ml/min
3/4/2024 9:30 AM	17:00	7.18 pH	57.34 °F	594.07 µS/cm	0.55 mg/L	89.36 NTU	-43.4 mV	11.10 ft	250.00 ml/min

Samples

Sample ID:	Description:

Created using VuSitu from In-Situ, Inc.

Low-Flow Test Report:

Test Date / Time: 3/4/2024 8:38:36 AM
Project: HRID 1Q2024 MW-42D
Operator Name: Cole Baird

Location Name: HRID **Well Diameter: 2 in** **Casing Type: PVC Sch. 40** **Screen Length: 10 ft** **Top of Screen: 42.78 ft** **Total Depth: 52.78 ft** **Initial Depth to Water: 11.02 ft**	**Pump Type: SS Monsoon XL** **Tubing Type: Poly** **Pump Intake From TOC: 48.5 ft** **Estimated Total Volume Pumped: 4250 ml** **Flow Cell Volume: 130 ml** **Final Flow Rate: 250 ml/min** **Final Draw Down: 11 ft**	**Instrument Used: Aqua TROLL 500** **Serial Number: 745328**

Test Notes:

Low-Flow Readings:

Date Time	Elapsed Time	pH	Temperature	Specific Conductivity	RDO Concentration	Turbidity	ORP	Depth to Water	Flow
		+/- 0.1	+/- 3 %	+/- 3 %	+/- 10 %	+/- 10 %	+/- 10		
3/4/2024 8:38 AM	00:00	7.30 pH	56.66 °F	539.72 µS/cm	0.05 mg/L	37.32 NTU	-65.2 mV	11.02 ft	250.00 ml/min
3/4/2024 8:39 AM	01:00	7.29 pH	56.59 °F	518.64 µS/cm	0.03 mg/L	247.15 NTU	-65.4 mV	11.02 ft	250.00 ml/min
3/4/2024 8:40 AM	02:00	7.29 pH	56.51 °F	520.96 µS/cm	0.02 mg/L	386.62 NTU	-69.6 mV	11.02 ft	250.00 ml/min
3/4/2024 8:41 AM	03:00	7.28 pH	56.48 °F	519.30 µS/cm	0.01 mg/L	804.64 NTU	-70.5 mV	11.02 ft	250.00 ml/min
3/4/2024 8:42 AM	04:00	7.28 pH	56.46 °F	519.20 µS/cm	0.01 mg/L	1,293.0 NTU	-71.5 mV	11.02 ft	250.00 ml/min
3/4/2024 8:43 AM	05:00	7.27 pH	56.45 °F	519.07 µS/cm	0.03 mg/L	1,362.1 NTU	-72.1 mV	11.02 ft	250.00 ml/min
3/4/2024 8:44 AM	06:00	7.27 pH	56.48 °F	519.00 µS/cm	0.01 mg/L	1,238.6 NTU	-72.6 mV	11.02 ft	250.00 ml/min
3/4/2024 8:45 AM	07:00	7.27 pH	56.50 °F	518.51 µS/cm	0.01 mg/L	1,002.4 NTU	-73.0 mV	11.02 ft	250.00 ml/min
3/4/2024 8:46 AM	08:00	7.26 pH	56.49 °F	518.37 µS/cm	0.02 mg/L	843.55 NTU	-73.3 mV	11.02 ft	250.00 ml/min
3/4/2024 8:47 AM	09:00	7.26 pH	56.48 °F	518.23 µS/cm	0.00 mg/L	687.28 NTU	-73.6 mV	11.02 ft	250.00 ml/min
3/4/2024 8:48 AM	10:00	7.26 pH	56.50 °F	517.53 µS/cm	0.00 mg/L	537.14 NTU	-73.8 mV	11.02 ft	250.00 ml/min
3/4/2024 8:49 AM	11:00	7.26 pH	56.49 °F	517.40 µS/cm	0.00 mg/L	429.57 NTU	-74.1 mV	11.02 ft	250.00 ml/min
3/4/2024 8:50 AM	12:00	7.25 pH	56.47 °F	517.18 µS/cm	0.00 mg/L	308.82 NTU	-74.2 mV	11.02 ft	250.00 ml/min
3/4/2024 8:51 AM	13:00	7.25 pH	56.46 °F	516.83 µS/cm	0.00 mg/L	231.26 NTU	-74.4 mV	11.02 ft	250.00 ml/min
3/4/2024 8:52 AM	14:00	7.25 pH	56.46 °F	516.18 µS/cm	0.00 mg/L	191.20 NTU	-74.7 mV	11.02 ft	250.00 ml/min

3/4/2024 8:53 AM	15:00	7.25 pH	56.47 °F	516.19 µS/cm	0.01 mg/L	154.98 NTU	-74.9 mV	11.02 ft	250.00 ml/min
3/4/2024 8:54 AM	16:00	7.27 pH	56.50 °F	514.50 µS/cm	0.00 mg/L	143.61 NTU	-75.7 mV	11.02 ft	250.00 ml/min
3/4/2024 8:55 AM	17:00	7.27 pH	56.45 °F	513.97 µS/cm	0.00 mg/L	138.02 NTU	-76.4 mV	11.02 ft	250.00 ml/min

Samples

Sample ID:	Description:

Created using VuSitu from In-Situ, Inc.

Low-Flow Test Report:

Test Date / Time: 3/5/2024 10:00:30 AM
Project: HRID 1Q2024 MW-43
Operator Name: Cole Baird

Location Name: HRID **Well Diameter: 2 in** **Casing Type: PVC Sch. 40** **Screen Length: 10 ft** **Top of Screen: 7.85 ft** **Total Depth: 17.85 ft** **Initial Depth to Water: 12.2 ft**	**Pump Type: Proactive SS Monsoon XL** **Tubing Type: Poly** **Pump Intake From TOC: 15 ft** **Estimated Total Volume Pumped: 5750 ml** **Flow Cell Volume: 130 ml** **Final Flow Rate: 250 ml/min** **Final Draw Down: 12.29 ft**	**Instrument Used: Aqua TROLL 500** **Serial Number: 913928**

Test Notes:
VOCs

Low-Flow Readings:

Date Time	Elapsed Time	pH	Temperature	Specific Conductivity	RDO Concentration	Turbidity	ORP	Depth to Water	Flow
		+/- 0.1	+/- 3 %	+/- 3 %	+/- 10 %	+/- 10 %	+/- 10		
3/5/2024 10:00 AM	00:00	6.91 pH	52.82 °F	486.48 µS/cm	6.00 mg/L	375.49 NTU	-5.9 mV	12.20 ft	250.00 ml/min
3/5/2024 10:01 AM	01:00	6.67 pH	50.42 °F	488.68 µS/cm	3.44 mg/L	559.79 NTU	25.7 mV	12.20 ft	250.00 ml/min
3/5/2024 10:02 AM	02:00	6.64 pH	50.42 °F	488.51 µS/cm	2.71 mg/L	673.09 NTU	37.7 mV	12.20 ft	250.00 ml/min
3/5/2024 10:03 AM	03:00	6.65 pH	51.16 °F	490.52 µS/cm	2.54 mg/L	626.56 NTU	42.7 mV	12.20 ft	250.00 ml/min
3/5/2024 10:04 AM	04:00	6.62 pH	51.74 °F	491.16 µS/cm	2.49 mg/L	558.61 NTU	44.7 mV	12.20 ft	250.00 ml/min
3/5/2024 10:05 AM	05:00	6.66 pH	51.12 °F	488.52 µS/cm	2.01 mg/L	573.31 NTU	47.1 mV	12.20 ft	250.00 ml/min
3/5/2024 10:06 AM	06:00	6.65 pH	51.47 °F	488.87 µS/cm	1.82 mg/L	444.05 NTU	47.0 mV	12.20 ft	250.00 ml/min
3/5/2024 10:07 AM	07:00	6.67 pH	51.92 °F	489.81 µS/cm	1.83 mg/L	397.91 NTU	46.5 mV	12.20 ft	250.00 ml/min
3/5/2024 10:08 AM	08:00	6.68 pH	50.93 °F	488.82 µS/cm	1.51 mg/L	356.28 NTU	42.3 mV	12.20 ft	250.00 ml/min
3/5/2024 10:09 AM	09:00	6.69 pH	50.54 °F	490.83 µS/cm	1.23 mg/L	242.52 NTU	37.2 mV	12.20 ft	250.00 ml/min
3/5/2024 10:10 AM	10:00	6.70 pH	50.33 °F	492.88 µS/cm	0.99 mg/L	220.20 NTU	31.8 mV	12.20 ft	250.00 ml/min
3/5/2024 10:11 AM	11:00	6.72 pH	50.27 °F	493.95 µS/cm	0.72 mg/L	182.02 NTU	24.5 mV	12.20 ft	250.00 ml/min
3/5/2024 10:12 AM	12:00	6.73 pH	50.27 °F	495.89 µS/cm	0.44 mg/L	190.81 NTU	18.4 mV	12.20 ft	250.00 ml/min
3/5/2024 10:13 AM	13:00	6.74 pH	50.21 °F	497.17 µS/cm	0.35 mg/L	107.26 NTU	14.8 mV	12.20 ft	250.00 ml/min
3/5/2024 10:14 AM	14:00	6.74 pH	50.16 °F	499.29 µS/cm	0.36 mg/L	63.89 NTU	13.4 mV	12.20 ft	250.00 ml/min

3/5/2024 10:15 AM	15:00	6.76 pH	50.17 °F	500.44 µS/cm	0.21 mg/L	48.40 NTU	9.1 mV	12.20 ft	250.00 ml/min
3/5/2024 10:16 AM	16:00	6.76 pH	50.26 °F	500.38 µS/cm	0.13 mg/L	36.33 NTU	8.0 mV	12.20 ft	250.00 ml/min
3/5/2024 10:17 AM	17:00	6.77 pH	50.27 °F	500.90 µS/cm	0.09 mg/L	27.72 NTU	5.7 mV	12.20 ft	250.00 ml/min
3/5/2024 10:18 AM	18:00	6.78 pH	50.44 °F	502.42 µS/cm	0.03 mg/L	18.85 NTU	4.0 mV	12.20 ft	250.00 ml/min
3/5/2024 10:19 AM	19:00	6.79 pH	50.42 °F	501.05 µS/cm	0.00 mg/L	16.83 NTU	2.5 mV	12.20 ft	250.00 ml/min
3/5/2024 10:20 AM	20:00	6.79 pH	50.30 °F	502.42 µS/cm	0.05 mg/L	20.40 NTU	1.3 mV	12.20 ft	250.00 ml/min
3/5/2024 10:21 AM	21:00	6.79 pH	50.39 °F	503.01 µS/cm	0.07 mg/L	14.75 NTU	1.7 mV	12.20 ft	250.00 ml/min
3/5/2024 10:22 AM	22:00	6.79 pH	50.70 °F	502.44 µS/cm	0.01 mg/L	12.09 NTU	1.1 mV	12.20 ft	250.00 ml/min
3/5/2024 10:23 AM	23:00	6.80 pH	50.95 °F	501.32 µS/cm	0.00 mg/L	14.34 NTU	0.2 mV	12.20 ft	250.00 ml/min

Samples

Sample ID:	Description:

Created using VuSitu from In-Situ, Inc.

Low-Flow Test Report:

Test Date / Time: 3/5/2024 10:28:25 AM
Project: HRID 1Q2024 MW-43D
Operator Name: Cole Baird

Location Name: HRID **Well Diameter: 2 in** **Casing Type: PVC Sch. 40** **Screen Length: 10 ft** **Top of Screen: 23.45 ft** **Total Depth: 33.45 ft** **Initial Depth to Water: 11.97 ft**	**Pump Type: Proactive SS Monsoon XL** **Tubing Type: Poly** **Pump Intake From TOC: 26 ft** **Estimated Total Volume Pumped: 3000 ml** **Flow Cell Volume: 130 ml** **Final Flow Rate: 250 ml/min** **Final Draw Down: 12.12 ft**	**Instrument Used: Aqua TROLL 500** **Serial Number: 913928**

Test Notes:
VOCs

Low-Flow Readings:

Date Time	Elapsed Time	pH	Temperature	Specific Conductivity	RDO Concentration	Turbidity	ORP	Depth to Water	Flow
		+/- 0.1	+/- 3 %	+/- 3 %	+/- 10 %	+/- 10 %	+/- 10		
3/5/2024 10:28 AM	00:00	7.27 pH	54.07 °F	545.06 µS/cm	7.76 mg/L	74.37 NTU	-4.8 mV	11.97 ft	250.00 ml/min
3/5/2024 10:29 AM	01:00	7.04 pH	52.67 °F	586.07 µS/cm	2.22 mg/L	99.46 NTU	1.7 mV	11.97 ft	250.00 ml/min
3/5/2024 10:30 AM	02:00	7.00 pH	53.18 °F	592.94 µS/cm	0.94 mg/L	87.20 NTU	2.1 mV	11.97 ft	250.00 ml/min
3/5/2024 10:31 AM	03:00	6.99 pH	52.61 °F	596.35 µS/cm	0.52 mg/L	64.07 NTU	-1.4 mV	11.97 ft	250.00 ml/min
3/5/2024 10:32 AM	04:00	6.95 pH	52.71 °F	617.98 µS/cm	0.29 mg/L	58.64 NTU	-17.9 mV	11.97 ft	250.00 ml/min
3/5/2024 10:33 AM	05:00	6.94 pH	52.71 °F	630.58 µS/cm	0.12 mg/L	33.76 NTU	-35.5 mV	11.97 ft	250.00 ml/min
3/5/2024 10:34 AM	06:00	6.94 pH	52.74 °F	635.36 µS/cm	0.06 mg/L	15.86 NTU	-48.3 mV	11.97 ft	250.00 ml/min
3/5/2024 10:35 AM	07:00	6.94 pH	52.74 °F	637.64 µS/cm	0.03 mg/L	11.79 NTU	-56.5 mV	11.97 ft	250.00 ml/min
3/5/2024 10:36 AM	08:00	6.94 pH	52.72 °F	638.40 µS/cm	0.02 mg/L	4.83 NTU	-62.1 mV	11.97 ft	250.00 ml/min
3/5/2024 10:37 AM	09:00	6.94 pH	52.73 °F	639.01 µS/cm	0.01 mg/L	2.78 NTU	-66.6 mV	11.97 ft	250.00 ml/min
3/5/2024 10:38 AM	10:00	6.94 pH	52.72 °F	639.15 µS/cm	0.00 mg/L	2.27 NTU	-69.8 mV	11.97 ft	250.00 ml/min
3/5/2024 10:39 AM	11:00	6.94 pH	52.69 °F	639.17 µS/cm	0.00 mg/L	2.09 NTU	-72.9 mV	11.97 ft	250.00 ml/min
3/5/2024 10:40 AM	12:00	6.94 pH	52.73 °F	639.77 µS/cm	0.00 mg/L	0.87 NTU	-74.9 mV	11.97 ft	250.00 ml/min

Low-Flow Test Report:

Test Date / Time: 3/5/2024 8:36:17 AM
Project: HRID 1Q2024 MW-46I
Operator Name: Cole Baird

Location Name: HRID **Well Diameter: 2 in** **Casing Type: PVC Sch. 40** **Screen Length: 10 ft** **Top of Screen: 46.88 ft** **Total Depth: 56.88 ft** **Initial Depth to Water: 9.38 ft**	**Pump Type: Proactive SS Monsoon XL** **Tubing Type: Poly** **Pump Intake From TOC: 50 ft** **Estimated Total Volume Pumped: 4500 ml** **Flow Cell Volume: 130 ml** **Final Flow Rate: 250 ml/min** **Final Draw Down: 9.46 ft**	**Instrument Used: Aqua TROLL 500** **Serial Number: 913928**

Test Notes:
VOCs

Low-Flow Readings:

Date Time	Elapsed Time	pH	Temperature	Specific Conductivity	RDO Concentration	Turbidity	ORP	Depth to Water	Flow
		+/- 0.1	+/- 3 %	+/- 3 %	+/- 10 %	+/- 10 %	+/- 10		
3/5/2024 8:36 AM	00:00	7.62 pH	55.01 °F	547.93 µS/cm	8.22 mg/L	144.79 NTU	-67.6 mV	9.38 ft	250.00 ml/min
3/5/2024 8:37 AM	01:00	7.31 pH	54.65 °F	582.45 µS/cm	4.78 mg/L	1.16 NTU	-82.1 mV	9.38 ft	250.00 ml/min
3/5/2024 8:38 AM	02:00	7.14 pH	54.71 °F	599.84 µS/cm	1.28 mg/L	0.15 NTU	-112.5 mV	9.38 ft	250.00 ml/min
3/5/2024 8:39 AM	03:00	7.12 pH	54.76 °F	601.94 µS/cm	0.47 mg/L	0.49 NTU	-121.0 mV	9.38 ft	250.00 ml/min
3/5/2024 8:40 AM	04:00	7.12 pH	55.06 °F	601.98 µS/cm	0.34 mg/L	0.37 NTU	-124.8 mV	9.38 ft	250.00 ml/min
3/5/2024 8:41 AM	05:00	7.12 pH	55.19 °F	601.96 µS/cm	0.35 mg/L	0.23 NTU	-125.2 mV	9.38 ft	250.00 ml/min
3/5/2024 8:42 AM	06:00	7.12 pH	55.31 °F	602.04 µS/cm	0.35 mg/L	0.23 NTU	-124.7 mV	9.38 ft	250.00 ml/min
3/5/2024 8:43 AM	07:00	7.12 pH	55.44 °F	602.27 µS/cm	0.37 mg/L	0.83 NTU	-123.6 mV	9.38 ft	250.00 ml/min
3/5/2024 8:44 AM	08:00	7.12 pH	55.53 °F	602.36 µS/cm	0.39 mg/L	0.34 NTU	-123.1 mV	9.38 ft	250.00 ml/min
3/5/2024 8:45 AM	09:00	7.10 pH	55.40 °F	604.27 µS/cm	0.13 mg/L	0.00 NTU	-128.4 mV	9.38 ft	250.00 ml/min
3/5/2024 8:46 AM	10:00	7.08 pH	55.09 °F	614.18 µS/cm	0.00 mg/L	2.73 NTU	-133.4 mV	9.38 ft	250.00 ml/min
3/5/2024 8:47 AM	11:00	7.07 pH	55.04 °F	619.49 µS/cm	0.00 mg/L	0.00 NTU	-132.2 mV	9.38 ft	250.00 ml/min
3/5/2024 8:48 AM	12:00	7.06 pH	55.03 °F	620.51 µS/cm	0.00 mg/L	0.00 NTU	-133.1 mV	9.38 ft	250.00 ml/min
3/5/2024 8:49 AM	13:00	7.06 pH	55.07 °F	620.90 µS/cm	0.00 mg/L	0.00 NTU	-134.2 mV	9.38 ft	250.00 ml/min
3/5/2024 8:50 AM	14:00	7.06 pH	55.01 °F	620.89 µS/cm	0.00 mg/L	0.00 NTU	-134.9 mV	9.38 ft	250.00 ml/min

3/5/2024 8:51 AM	15:00	7.06 pH	55.06 °F	620.92 µS/cm	0.00 mg/L	0.00 NTU	-135.6 mV	9.38 ft	250.00 ml/min
3/5/2024 8:52 AM	16:00	7.06 pH	55.03 °F	620.89 µS/cm	0.00 mg/L	0.00 NTU	-136.3 mV	9.38 ft	250.00 ml/min
3/5/2024 8:53 AM	17:00	7.06 pH	55.02 °F	621.42 µS/cm	0.00 mg/L	0.00 NTU	-136.9 mV	9.38 ft	250.00 ml/min
3/5/2024 8:54 AM	18:00	7.06 pH	55.01 °F	621.41 µS/cm	0.00 mg/L	0.00 NTU	-137.6 mV	9.38 ft	250.00 ml/min

Samples

Sample ID:	Description:

Low-Flow Test Report:

Test Date / Time: 3/4/2024 10:11:45 AM
Project: HRID 1Q2024 MW-53D
Operator Name: Cole Baird

Location Name: HRID **Well Diameter: 2 in** **Casing Type: PVC Sch. 40** **Screen Length: 10 ft** **Top of Screen: 52.83 ft** **Total Depth: 62.83 ft** **Initial Depth to Water: 11 ft**	**Pump Type: Proactive SS Monsoon XL** **Tubing Type: Poly** **Pump Intake From TOC: 58 ft** **Estimated Total Volume Pumped: 4000 ml** **Flow Cell Volume: 130 ml** **Final Flow Rate: 250 ml/min** **Final Draw Down: 11.08 ft**	**Instrument Used: Aqua TROLL 500** **Serial Number: 913928**

Test Notes:
VOCs

Low-Flow Readings:

Date Time	Elapsed Time	pH	Temperature	Specific Conductivity	RDO Concentration	Turbidity	ORP	Depth to Water	Flow
		+/- 0.1	+/- 3 %	+/- 3 %	+/- 10 %	+/- 10 %	+/- 10		
3/4/2024 10:11 AM	00:00	7.74 pH	54.40 °F	534.51 µS/cm	9.05 mg/L	1.81 NTU	16.0 mV	11.00 ft	250.00 ml/min
3/4/2024 10:12 AM	01:00	7.17 pH	54.13 °F	591.99 µS/cm	1.38 mg/L	10.12 NTU	-184.2 mV	11.00 ft	250.00 ml/min
3/4/2024 10:13 AM	02:00	7.17 pH	54.36 °F	595.36 µS/cm	0.36 mg/L	1.15 NTU	-197.6 mV	11.00 ft	250.00 ml/min
3/4/2024 10:14 AM	03:00	7.17 pH	54.39 °F	593.16 µS/cm	0.19 mg/L	0.18 NTU	-206.5 mV	11.00 ft	250.00 ml/min
3/4/2024 10:15 AM	04:00	7.17 pH	55.04 °F	595.00 µS/cm	0.95 mg/L	0.12 NTU	-196.0 mV	11.00 ft	250.00 ml/min
3/4/2024 10:16 AM	05:00	7.35 pH	55.53 °F	102.01 µS/cm	8.42 mg/L	0.00 NTU	-125.4 mV	11.00 ft	250.00 ml/min
3/4/2024 10:17 AM	06:00	7.17 pH	54.41 °F	593.71 µS/cm	1.33 mg/L	4.37 NTU	-202.2 mV	11.00 ft	250.00 ml/min
3/4/2024 10:18 AM	07:00	7.17 pH	54.45 °F	592.72 µS/cm	0.26 mg/L	3.69 NTU	-213.0 mV	11.00 ft	250.00 ml/min
3/4/2024 10:19 AM	08:00	7.18 pH	54.06 °F	593.21 µS/cm	0.05 mg/L	0.00 NTU	-217.8 mV	11.00 ft	250.00 ml/min
3/4/2024 10:20 AM	09:00	7.18 pH	54.15 °F	594.28 µS/cm	0.00 mg/L	0.30 NTU	-220.7 mV	11.00 ft	250.00 ml/min
3/4/2024 10:21 AM	10:00	7.18 pH	53.79 °F	593.08 µS/cm	0.00 mg/L	13.06 NTU	-224.2 mV	11.00 ft	250.00 ml/min
3/4/2024 10:22 AM	11:00	7.18 pH	53.73 °F	595.28 µS/cm	0.00 mg/L	216.75 NTU	-227.7 mV	11.00 ft	250.00 ml/min
3/4/2024 10:23 AM	12:00	7.13 pH	53.67 °F	599.77 µS/cm	0.00 mg/L	438.31 NTU	-222.2 mV	11.00 ft	250.00 ml/min
3/4/2024 10:24 AM	13:00	7.11 pH	53.63 °F	599.30 µS/cm	0.00 mg/L	297.23 NTU	-218.4 mV	11.00 ft	250.00 ml/min
3/4/2024 10:25 AM	14:00	7.09 pH	53.64 °F	598.71 µS/cm	0.00 mg/L	207.72 NTU	-213.8 mV	11.00 ft	250.00 ml/min

3/4/2024 10:26 AM	15:00	7.08 pH	53.79 °F	598.97 µS/cm	0.00 mg/L	144.50 NTU	-210.7 mV	11.00 ft	250.00 ml/min
3/4/2024 10:27 AM	16:00	7.07 pH	54.54 °F	602.01 µS/cm	0.00 mg/L	141.84 NTU	-205.3 mV	11.00 ft	250.00 ml/min

Samples

Sample ID:	Description:

Created using VuSitu from In-Situ, Inc.

Low-Flow Test Report:

Test Date / Time: 3/4/2024 9:43:37 AM
Project: HRID 1Q2024 MW-53S
Operator Name: Cole Baird

Location Name: HRID **Well Diameter: 2 in** **Casing Type: PVC Sch. 40** **Screen Length: 10 ft** **Top of Screen: 5.37 ft** **Total Depth: 15.37 ft** **Initial Depth to Water: 10.97 ft**	**Pump Type: Proactive SS Monsoon XL** **Tubing Type: Poly** **Pump Intake From TOC: 13 ft** **Estimated Total Volume Pumped: 4000 ml** **Flow Cell Volume: 130 ml** **Final Flow Rate: 250 ml/min** **Final Draw Down: 11.13 ft**	**Instrument Used: Aqua TROLL 500** **Serial Number: 913928**

Test Notes:
VOCs, MS/MSD

Low-Flow Readings:

Date Time	Elapsed Time	pH	Temperature	Specific Conductivity	RDO Concentration	Turbidity	ORP	Depth to Water	Flow
		+/- 0.1	+/- 3 %	+/- 3 %	+/- 10 %	+/- 10 %	+/- 10		
3/4/2024 9:43 AM	00:00	7.03 pH	55.74 °F	564.74 µS/cm	6.80 mg/L	90.06 NTU	16.5 mV	10.97 ft	250.00 ml/min
3/4/2024 9:44 AM	01:00	7.04 pH	52.33 °F	554.88 µS/cm	6.67 mg/L	184.91 NTU	25.2 mV	10.97 ft	250.00 ml/min
3/4/2024 9:45 AM	02:00	7.03 pH	52.22 °F	556.92 µS/cm	6.55 mg/L	194.09 NTU	32.6 mV	10.97 ft	250.00 ml/min
3/4/2024 9:46 AM	03:00	7.03 pH	52.74 °F	556.96 µS/cm	6.50 mg/L	154.34 NTU	36.6 mV	10.97 ft	250.00 ml/min
3/4/2024 9:47 AM	04:00	7.03 pH	52.13 °F	554.81 µS/cm	6.41 mg/L	192.48 NTU	40.2 mV	10.97 ft	250.00 ml/min
3/4/2024 9:48 AM	05:00	7.03 pH	51.48 °F	555.90 µS/cm	6.37 mg/L	142.22 NTU	44.1 mV	10.97 ft	250.00 ml/min
3/4/2024 9:49 AM	06:00	7.03 pH	51.40 °F	555.38 µS/cm	6.11 mg/L	85.76 NTU	46.9 mV	10.97 ft	250.00 ml/min
3/4/2024 9:50 AM	07:00	7.04 pH	51.13 °F	556.26 µS/cm	6.00 mg/L	48.49 NTU	49.4 mV	10.97 ft	250.00 ml/min
3/4/2024 9:51 AM	08:00	7.03 pH	50.88 °F	557.38 µS/cm	6.04 mg/L	27.27 NTU	51.9 mV	10.97 ft	250.00 ml/min
3/4/2024 9:52 AM	09:00	7.03 pH	50.66 °F	557.10 µS/cm	6.00 mg/L	14.72 NTU	54.1 mV	10.97 ft	250.00 ml/min
3/4/2024 9:53 AM	10:00	7.04 pH	50.68 °F	556.66 µS/cm	5.87 mg/L	14.31 NTU	55.9 mV	10.97 ft	250.00 ml/min
3/4/2024 9:54 AM	11:00	7.04 pH	50.79 °F	556.56 µS/cm	5.81 mg/L	12.87 NTU	57.4 mV	10.97 ft	250.00 ml/min
3/4/2024 9:55 AM	12:00	7.04 pH	50.83 °F	556.51 µS/cm	5.79 mg/L	7.51 NTU	58.8 mV	10.97 ft	250.00 ml/min
3/4/2024 9:56 AM	13:00	7.04 pH	50.77 °F	556.51 µS/cm	5.76 mg/L	7.04 NTU	60.1 mV	10.97 ft	250.00 ml/min
3/4/2024 9:57 AM	14:00	7.04 pH	50.96 °F	555.71 µS/cm	5.70 mg/L	4.98 NTU	61.0 mV	10.97 ft	250.00 ml/min

3/4/2024 9:58 AM	15:00	7.04 pH	51.29 °F	556.20 µS/cm	5.61 mg/L	3.33 NTU	61.5 mV	10.97 ft	250.00 ml/min
3/4/2024 9:59 AM	16:00	7.04 pH	51.21 °F	556.94 µS/cm	5.68 mg/L	3.59 NTU	62.2 mV	10.97 ft	250.00 ml/min

Samples

Sample ID:	Description:

Created using VuSitu from In-Situ, Inc.

Low-Flow Test Report:

Test Date / Time: 3/1/2024 11:42:07 AM
Project: HRID 1Q2024 MW-54D
Operator Name: Cole Baird

Location Name: HRID **Well Diameter: 2 in** **Casing Type: PVC Sch. 40** **Screen Length: 10 ft** **Top of Screen: 52.42 ft** **Total Depth: 62.42 ft** **Initial Depth to Water: 10.54 ft**	**Pump Type: Proactive SS Monsoon XL** **Tubing Type: Poly** **Pump Intake From TOC: 57 ft** **Estimated Total Volume Pumped: 3250 ml** **Flow Cell Volume: 130 ml** **Final Flow Rate: 250 ml/min** **Final Draw Down: 10.59 ft**	**Instrument Used: Aqua TROLL 500** **Serial Number: 913928**

Test Notes:
VOCs

Low-Flow Readings:

Date Time	Elapsed Time	pH	Temperature	Specific Conductivity	RDO Concentration	Turbidity	ORP	Depth to Water	Flow
		+/- 0.1	+/- 3 %	+/- 3 %	+/- 10 %	+/- 10 %	+/- 10		
3/1/2024 11:42 AM	00:00	7.38 pH	51.68 °F	570.26 µS/cm	7.09 mg/L	32.35 NTU	-167.3 mV	10.54 ft	250.00 ml/min
3/1/2024 11:43 AM	01:00	7.10 pH	53.09 °F	595.54 µS/cm	0.83 mg/L	1.40 NTU	-200.2 mV	10.54 ft	250.00 ml/min
3/1/2024 11:44 AM	02:00	7.10 pH	53.13 °F	595.77 µS/cm	0.14 mg/L	128.94 NTU	-214.9 mV	10.54 ft	250.00 ml/min
3/1/2024 11:45 AM	03:00	7.09 pH	53.09 °F	597.17 µS/cm	0.02 mg/L	2,985.3 NTU	-221.8 mV	10.54 ft	250.00 ml/min
3/1/2024 11:46 AM	04:00	7.09 pH	53.10 °F	598.00 µS/cm	0.00 mg/L	3,952.2 NTU	-220.9 mV	10.54 ft	250.00 ml/min
3/1/2024 11:47 AM	05:00	7.08 pH	53.16 °F	598.26 µS/cm	0.00 mg/L	2,957.3 NTU	-220.6 mV	10.54 ft	250.00 ml/min
3/1/2024 11:48 AM	06:00	7.08 pH	53.07 °F	598.51 µS/cm	0.00 mg/L	2,066.5 NTU	-220.9 mV	10.54 ft	250.00 ml/min
3/1/2024 11:49 AM	07:00	7.08 pH	53.06 °F	598.89 µS/cm	0.00 mg/L	1,264.0 NTU	-221.3 mV	10.54 ft	250.00 ml/min
3/1/2024 11:50 AM	08:00	7.08 pH	53.30 °F	599.16 µS/cm	0.00 mg/L	695.70 NTU	-222.4 mV	10.54 ft	250.00 ml/min
3/1/2024 11:51 AM	09:00	7.07 pH	53.22 °F	599.18 µS/cm	0.00 mg/L	310.84 NTU	-223.3 mV	10.54 ft	250.00 ml/min
3/1/2024 11:52 AM	10:00	7.08 pH	53.20 °F	599.15 µS/cm	0.00 mg/L	253.72 NTU	-224.8 mV	10.54 ft	250.00 ml/min
3/1/2024 11:53 AM	11:00	7.08 pH	53.20 °F	599.00 µS/cm	0.00 mg/L	188.62 NTU	-226.2 mV	10.54 ft	250.00 ml/min
3/1/2024 11:54 AM	12:00	7.07 pH	53.22 °F	599.16 µS/cm	0.00 mg/L	192.42 NTU	-227.2 mV	10.54 ft	250.00 ml/min
3/1/2024 11:55 AM	13:00	7.07 pH	53.17 °F	598.86 µS/cm	0.00 mg/L	199.66 NTU	-228.3 mV	10.54 ft	250.00 ml/min

Low-Flow Test Report:

Test Date / Time: 3/1/2024 10:45:02 AM
Project: HRID 1Q2024 MW-54S
Operator Name: Cole Baird

Location Name: HRID **Well Diameter: 2 in** **Casing Type: PVC Sch. 40** **Screen Length: 10 ft** **Top of Screen: 6.51 ft** **Total Depth: 16.51 ft** **Initial Depth to Water: 10.95 ft**	**Pump Type: Proactive SS Monsoon XL** **Tubing Type: Poly** **Pump Intake From TOC: 12 ft** **Estimated Total Volume Pumped: 12250 ml** **Flow Cell Volume: 130 ml** **Final Flow Rate: 250 ml/min** **Final Draw Down: 11.07 ft**	**Instrument Used: Aqua TROLL 500** **Serial Number: 913928**

Test Notes:
VOCs

Low-Flow Readings:

Date Time	Elapsed Time	pH	Temperature	Specific Conductivity	RDO Concentration	Turbidity	ORP	Depth to Water	Flow
		+/- 0.1	+/- 3 %	+/- 3 %	+/- 10 %	+/- 10 %	+/- 10		
3/1/2024 10:45 AM	00:00	7.38 pH	49.26 °F	588.79 µS/cm	9.69 mg/L	3,960.5 NTU	-79.9 mV	10.95 ft	250.00 ml/min
3/1/2024 10:46 AM	01:00	7.21 pH	49.23 °F	592.57 µS/cm	6.02 mg/L	1,706.5 NTU	-39.1 mV	10.95 ft	250.00 ml/min
3/1/2024 10:47 AM	02:00	7.18 pH	48.32 °F	588.14 µS/cm	5.41 mg/L	3,256.8 NTU	-24.9 mV	10.95 ft	250.00 ml/min
3/1/2024 10:48 AM	03:00	7.16 pH	49.33 °F	591.15 µS/cm	4.95 mg/L	3,242.2 NTU	-11.9 mV	10.95 ft	250.00 ml/min
3/1/2024 10:49 AM	04:00	7.16 pH	49.30 °F	590.57 µS/cm	4.88 mg/L	2,381.9 NTU	-2.5 mV	10.95 ft	250.00 ml/min
3/1/2024 10:50 AM	05:00	7.16 pH	49.33 °F	590.82 µS/cm	4.89 mg/L	1,685.8 NTU	3.6 mV	10.95 ft	250.00 ml/min
3/1/2024 10:51 AM	06:00	7.16 pH	48.34 °F	586.36 µS/cm	4.88 mg/L	1,675.5 NTU	8.7 mV	10.95 ft	250.00 ml/min
3/1/2024 10:52 AM	07:00	7.16 pH	48.39 °F	589.39 µS/cm	4.90 mg/L	1,385.1 NTU	13.5 mV	10.95 ft	250.00 ml/min
3/1/2024 10:53 AM	08:00	7.16 pH	48.51 °F	590.43 µS/cm	4.90 mg/L	1,189.8 NTU	17.0 mV	10.95 ft	250.00 ml/min
3/1/2024 10:54 AM	09:00	7.16 pH	48.63 °F	590.65 µS/cm	4.90 mg/L	1,003.3 NTU	20.1 mV	10.95 ft	250.00 ml/min
3/1/2024 10:55 AM	10:00	7.16 pH	48.72 °F	590.47 µS/cm	4.89 mg/L	981.51 NTU	22.8 mV	10.95 ft	250.00 ml/min
3/1/2024 10:56 AM	11:00	7.16 pH	47.51 °F	583.47 µS/cm	4.98 mg/L	1,114.4 NTU	25.1 mV	10.95 ft	250.00 ml/min
3/1/2024 10:57 AM	12:00	7.16 pH	50.02 °F	595.80 µS/cm	4.95 mg/L	1,568.7 NTU	28.2 mV	10.95 ft	250.00 ml/min
3/1/2024 10:58 AM	13:00	7.16 pH	49.54 °F	589.93 µS/cm	5.43 mg/L	632.80 NTU	34.1 mV	10.95 ft	250.00 ml/min
3/1/2024 10:59 AM	14:00	7.14 pH	49.20 °F	591.53 µS/cm	4.94 mg/L	589.39 NTU	37.5 mV	10.95 ft	250.00 ml/min

3/1/2024 11:00 AM	15:00	7.13 pH	49.08 °F	595.25 µS/cm	4.17 mg/L	574.16 NTU	39.0 mV	10.95 ft	250.00 ml/min
3/1/2024 11:01 AM	16:00	7.11 pH	49.15 °F	600.78 µS/cm	3.38 mg/L	435.35 NTU	39.1 mV	10.95 ft	250.00 ml/min
3/1/2024 11:02 AM	17:00	7.10 pH	49.01 °F	602.49 µS/cm	2.82 mg/L	383.67 NTU	39.0 mV	10.95 ft	250.00 ml/min
3/1/2024 11:03 AM	18:00	7.10 pH	48.95 °F	602.80 µS/cm	2.65 mg/L	0.00 NTU	39.1 mV	10.95 ft	250.00 ml/min
3/1/2024 11:04 AM	19:00	7.20 pH	48.57 °F	601.63 µS/cm	7.68 mg/L	725.71 NTU	40.0 mV	10.95 ft	250.00 ml/min
3/1/2024 11:05 AM	20:00	7.10 pH	49.23 °F	604.38 µS/cm	3.29 mg/L	534.20 NTU	41.8 mV	10.95 ft	250.00 ml/min
3/1/2024 11:06 AM	21:00	7.10 pH	48.93 °F	602.10 µS/cm	2.46 mg/L	702.67 NTU	41.1 mV	10.95 ft	250.00 ml/min
3/1/2024 11:07 AM	22:00	7.10 pH	48.86 °F	602.06 µS/cm	2.38 mg/L	867.37 NTU	41.1 mV	10.95 ft	250.00 ml/min
3/1/2024 11:08 AM	23:00	7.10 pH	49.22 °F	603.74 µS/cm	2.33 mg/L	826.60 NTU	41.2 mV	10.95 ft	250.00 ml/min
3/1/2024 11:09 AM	24:00	7.09 pH	49.65 °F	604.18 µS/cm	2.17 mg/L	771.29 NTU	40.7 mV	10.95 ft	250.00 ml/min
3/1/2024 11:10 AM	25:00	7.09 pH	49.35 °F	604.03 µS/cm	1.98 mg/L	756.56 NTU	39.9 mV	10.95 ft	250.00 ml/min
3/1/2024 11:11 AM	26:00	7.08 pH	49.40 °F	605.47 µS/cm	1.97 mg/L	744.07 NTU	39.6 mV	10.95 ft	250.00 ml/min
3/1/2024 11:12 AM	27:00	7.09 pH	49.44 °F	606.15 µS/cm	1.94 mg/L	623.65 NTU	39.4 mV	10.95 ft	250.00 ml/min
3/1/2024 11:13 AM	28:00	7.08 pH	49.56 °F	607.31 µS/cm	1.89 mg/L	601.44 NTU	38.9 mV	10.95 ft	250.00 ml/min
3/1/2024 11:14 AM	29:00	7.08 pH	49.25 °F	606.76 µS/cm	1.85 mg/L	478.23 NTU	37.8 mV	10.95 ft	250.00 ml/min
3/1/2024 11:15 AM	30:00	7.08 pH	49.14 °F	606.46 µS/cm	1.87 mg/L	362.31 NTU	38.6 mV	10.95 ft	250.00 ml/min
3/1/2024 11:16 AM	31:00	7.08 pH	49.97 °F	607.21 µS/cm	1.84 mg/L	416.17 NTU	35.2 mV	10.95 ft	250.00 ml/min
3/1/2024 11:17 AM	32:00	7.08 pH	49.49 °F	608.66 µS/cm	1.40 mg/L	3,347.2 NTU	28.3 mV	10.95 ft	250.00 ml/min
3/1/2024 11:18 AM	33:00	7.08 pH	49.35 °F	605.28 µS/cm	1.29 mg/L	4,111.1 NTU	28.3 mV	10.95 ft	250.00 ml/min
3/1/2024 11:19 AM	34:00	7.08 pH	49.25 °F	603.39 µS/cm	1.45 mg/L	5,674.4 NTU	30.2 mV	10.95 ft	250.00 ml/min
3/1/2024 11:20 AM	35:00	7.09 pH	49.33 °F	604.15 µS/cm	1.70 mg/L	5,329.0 NTU	32.0 mV	10.95 ft	250.00 ml/min
3/1/2024 11:21 AM	36:00	7.09 pH	49.46 °F	605.52 µS/cm	1.96 mg/L	5,455.6 NTU	33.7 mV	10.95 ft	250.00 ml/min
3/1/2024 11:22 AM	37:00	7.14 pH	49.51 °F	607.87 µS/cm	4.53 mg/L	5,008.0 NTU	39.6 mV	10.95 ft	250.00 ml/min
3/1/2024 11:23 AM	38:00	7.10 pH	49.41 °F	606.47 µS/cm	2.87 mg/L	4,726.2 NTU	41.0 mV	10.95 ft	250.00 ml/min
3/1/2024 11:24 AM	39:00	7.10 pH	49.41 °F	607.17 µS/cm	2.61 mg/L	4,360.0 NTU	42.8 mV	10.95 ft	250.00 ml/min
3/1/2024 11:25 AM	40:00	7.09 pH	49.80 °F	612.00 µS/cm	2.47 mg/L	4,068.2 NTU	44.2 mV	10.95 ft	250.00 ml/min
3/1/2024 11:26 AM	41:00	7.09 pH	49.68 °F	613.98 µS/cm	2.30 mg/L	4,176.1 NTU	44.9 mV	10.95 ft	250.00 ml/min
3/1/2024 11:27 AM	42:00	7.07 pH	49.73 °F	620.59 µS/cm	2.00 mg/L	3,855.0 NTU	44.3 mV	10.95 ft	250.00 ml/min
3/1/2024 11:28 AM	43:00	7.07 pH	49.53 °F	622.55 µS/cm	1.78 mg/L	3,046.7 NTU	41.9 mV	10.95 ft	250.00 ml/min

3/1/2024 11:29 AM	44:00	7.07 pH	49.46 °F	620.70 µS/cm	1.81 mg/L	3,194.6 NTU	37.9 mV	10.95 ft	250.00 ml/min
3/1/2024 11:30 AM	45:00	7.07 pH	49.44 °F	620.80 µS/cm	1.92 mg/L	3,091.5 NTU	35.5 mV	10.95 ft	250.00 ml/min
3/1/2024 11:31 AM	46:00	7.08 pH	49.47 °F	620.40 µS/cm	2.01 mg/L	3,237.3 NTU	34.0 mV	10.95 ft	250.00 ml/min
3/1/2024 11:32 AM	47:00	7.08 pH	49.47 °F	621.47 µS/cm	2.14 mg/L	2,758.9 NTU	32.5 mV	10.95 ft	250.00 ml/min
3/1/2024 11:33 AM	48:00	7.08 pH	49.55 °F	624.16 µS/cm	2.20 mg/L	2,442.8 NTU	30.9 mV	10.95 ft	250.00 ml/min
3/1/2024 11:34 AM	49:00	7.08 pH	49.58 °F	625.26 µS/cm	2.22 mg/L	2,606.3 NTU	29.4 mV	10.95 ft	250.00 ml/min

Samples

Sample ID:	Description:

Created using VuSitu from In-Situ, Inc.

Low-Flow Test Report:

Test Date / Time: 3/1/2024 7:47:24 AM
Project: HRID 1Q2024 MW-55D
Operator Name: Cole Baird

Location Name: HRID **Well Diameter: 2 in** **Casing Type: PVC Sch. 40** **Screen Length: 10 ft** **Top of Screen: 47.19 ft** **Total Depth: 57.19 ft** **Initial Depth to Water: 10.66 ft**	**Pump Type: Proactive SS Monsoon XL** **Tubing Type: Poly** **Pump Intake From TOC: 51 ft** **Estimated Total Volume Pumped: 5000 ml** **Flow Cell Volume: 130 ml** **Final Flow Rate: 250 ml/min** **Final Draw Down: 10.7 ft**	**Instrument Used: Aqua TROLL 500** **Serial Number: 913928**

Test Notes:
VOCs

Low-Flow Readings:

Date Time	Elapsed Time	pH	Temperature	Specific Conductivity	RDO Concentration	Turbidity	ORP	Depth to Water	Flow
		+/- 0.1	+/- 3 %	+/- 3 %	+/- 10 %	+/- 10 %	+/- 10		
3/1/2024 7:47 AM	00:00	7.47 pH	47.89 °F	579.95 µS/cm	11.28 mg/L	8.59 NTU	169.1 mV	10.66 ft	250.00 ml/min
3/1/2024 7:48 AM	01:00	7.32 pH	53.92 °F	619.58 µS/cm	1.94 mg/L	123.99 NTU	-239.8 mV	10.66 ft	250.00 ml/min
3/1/2024 7:49 AM	02:00	7.45 pH	54.37 °F	627.50 µS/cm	0.31 mg/L	957.44 NTU	-254.8 mV	10.66 ft	250.00 ml/min
3/1/2024 7:50 AM	03:00	7.46 pH	54.27 °F	627.79 µS/cm	0.09 mg/L	1,232.9 NTU	-249.3 mV	10.66 ft	250.00 ml/min
3/1/2024 7:51 AM	04:00	7.44 pH	54.32 °F	627.15 µS/cm	0.05 mg/L	764.43 NTU	-243.2 mV	10.66 ft	250.00 ml/min
3/1/2024 7:52 AM	05:00	7.43 pH	53.80 °F	623.09 µS/cm	0.04 mg/L	582.04 NTU	-238.0 mV	10.66 ft	250.00 ml/min
3/1/2024 7:53 AM	06:00	7.40 pH	54.27 °F	624.26 µS/cm	0.02 mg/L	356.84 NTU	-235.2 mV	10.66 ft	250.00 ml/min
3/1/2024 7:54 AM	07:00	7.38 pH	54.66 °F	623.60 µS/cm	0.01 mg/L	182.96 NTU	-235.0 mV	10.66 ft	250.00 ml/min
3/1/2024 7:55 AM	08:00	7.37 pH	54.12 °F	622.03 µS/cm	0.01 mg/L	131.20 NTU	-231.7 mV	10.66 ft	250.00 ml/min
3/1/2024 7:56 AM	09:00	7.36 pH	54.45 °F	622.39 µS/cm	0.00 mg/L	115.88 NTU	-232.7 mV	10.66 ft	250.00 ml/min
3/1/2024 7:57 AM	10:00	7.35 pH	54.65 °F	621.60 µS/cm	0.00 mg/L	98.31 NTU	-230.8 mV	10.66 ft	250.00 ml/min
3/1/2024 7:58 AM	11:00	7.34 pH	54.48 °F	620.51 µS/cm	0.00 mg/L	71.37 NTU	-229.4 mV	10.66 ft	250.00 ml/min
3/1/2024 7:59 AM	12:00	7.34 pH	53.56 °F	618.80 µS/cm	0.00 mg/L	80.08 NTU	-227.5 mV	10.66 ft	250.00 ml/min
3/1/2024 8:00 AM	13:00	7.34 pH	52.59 °F	616.66 µS/cm	0.00 mg/L	87.20 NTU	-225.5 mV	10.66 ft	250.00 ml/min
3/1/2024 8:01 AM	14:00	7.33 pH	53.44 °F	620.28 µS/cm	0.00 mg/L	76.19 NTU	-226.0 mV	10.66 ft	250.00 ml/min

3/1/2024 8:02 AM	15:00	7.33 pH	54.60 °F	619.67 µS/cm	0.00 mg/L	83.88 NTU	-227.8 mV	10.66 ft	250.00 ml/min
3/1/2024 8:03 AM	16:00	7.33 pH	54.76 °F	619.69 µS/cm	0.00 mg/L	103.63 NTU	-229.3 mV	10.66 ft	250.00 ml/min
3/1/2024 8:04 AM	17:00	7.33 pH	54.45 °F	619.02 µS/cm	0.00 mg/L	148.26 NTU	-229.2 mV	10.66 ft	250.00 ml/min
3/1/2024 8:05 AM	18:00	7.32 pH	54.28 °F	618.75 µS/cm	0.00 mg/L	155.43 NTU	-228.4 mV	10.66 ft	250.00 ml/min
3/1/2024 8:06 AM	19:00	7.32 pH	53.81 °F	617.31 µS/cm	0.00 mg/L	126.16 NTU	-225.8 mV	10.66 ft	250.00 ml/min
3/1/2024 8:07 AM	20:00	7.32 pH	53.93 °F	617.47 µS/cm	0.00 mg/L	133.46 NTU	-226.6 mV	10.66 ft	250.00 ml/min

Samples

Sample ID:	Description:

Created using VuSitu from In-Situ, Inc.

Low-Flow Test Report:

Test Date / Time: 3/1/2024 8:14:50 AM
Project: HRID 1Q2024 MW-55S
Operator Name: Cole Baird

Location Name: HRID **Well Diameter: 2 in** **Casing Type: PVC Sch. 40** **Screen Length: 10 ft** **Top of Screen: 6.69 ft** **Total Depth: 16.69 ft** **Initial Depth to Water: 11.25 ft**	**Pump Type: Proactive SS Monsoon XL** **Tubing Type: Poly** **Pump Intake From TOC: 14 ft** **Estimated Total Volume Pumped: 4750 ml** **Flow Cell Volume: 130 ml** **Final Flow Rate: 250 ml/min** **Final Draw Down: 11.31 ft**	**Instrument Used: Aqua TROLL 500** **Serial Number: 913928**

Test Notes:
VOCs

Low-Flow Readings:

Date Time	Elapsed Time	pH	Temperature	Specific Conductivity	RDO Concentration	Turbidity	ORP	Depth to Water	Flow
		+/- 0.1	+/- 3 %	+/- 3 %	+/- 10 %	+/- 10 %	+/- 10		
3/1/2024 8:14 AM	00:00	7.48 pH	48.50 °F	435.50 µS/cm	9.14 mg/L	6,036.7 NTU	-74.9 mV	11.25 ft	250.00 ml/min
3/1/2024 8:15 AM	01:00	7.34 pH	49.81 °F	432.95 µS/cm	1.43 mg/L	7,041.3 NTU	-75.1 mV	11.25 ft	250.00 ml/min
3/1/2024 8:16 AM	02:00	7.34 pH	50.53 °F	434.26 µS/cm	0.41 mg/L	1,225.6 NTU	-78.5 mV	11.25 ft	250.00 ml/min
3/1/2024 8:17 AM	03:00	7.34 pH	50.49 °F	434.24 µS/cm	0.22 mg/L	361.40 NTU	-79.1 mV	11.25 ft	250.00 ml/min
3/1/2024 8:18 AM	04:00	7.34 pH	50.43 °F	435.27 µS/cm	0.28 mg/L	375.72 NTU	-75.8 mV	11.25 ft	250.00 ml/min
3/1/2024 8:19 AM	05:00	7.34 pH	50.39 °F	435.78 µS/cm	0.38 mg/L	342.67 NTU	-71.0 mV	11.25 ft	250.00 ml/min
3/1/2024 8:20 AM	06:00	7.34 pH	50.51 °F	435.94 µS/cm	0.37 mg/L	275.99 NTU	-67.4 mV	11.25 ft	250.00 ml/min
3/1/2024 8:21 AM	07:00	7.34 pH	50.47 °F	435.85 µS/cm	0.36 mg/L	194.44 NTU	-64.1 mV	11.25 ft	250.00 ml/min
3/1/2024 8:22 AM	08:00	7.33 pH	50.57 °F	437.22 µS/cm	0.38 mg/L	152.68 NTU	-60.4 mV	11.25 ft	250.00 ml/min
3/1/2024 8:23 AM	09:00	7.32 pH	50.57 °F	438.94 µS/cm	0.48 mg/L	88.10 NTU	-55.1 mV	11.25 ft	250.00 ml/min
3/1/2024 8:24 AM	10:00	7.32 pH	50.44 °F	439.59 µS/cm	0.65 mg/L	68.34 NTU	-47.8 mV	11.25 ft	250.00 ml/min
3/1/2024 8:25 AM	11:00	7.32 pH	50.34 °F	440.40 µS/cm	0.66 mg/L	107.76 NTU	-42.6 mV	11.25 ft	250.00 ml/min
3/1/2024 8:26 AM	12:00	7.31 pH	50.49 °F	441.13 µS/cm	0.83 mg/L	79.91 NTU	-35.7 mV	11.25 ft	250.00 ml/min
3/1/2024 8:27 AM	13:00	7.32 pH	50.56 °F	440.79 µS/cm	0.65 mg/L	42.61 NTU	-33.6 mV	11.25 ft	250.00 ml/min
3/1/2024 8:28 AM	14:00	7.31 pH	50.52 °F	441.89 µS/cm	0.73 mg/L	33.42 NTU	-29.4 mV	11.25 ft	250.00 ml/min

3/1/2024 8:29 AM	15:00	7.32 pH	50.48 °F	442.11 µS/cm	0.79 mg/L	30.97 NTU	-25.1 mV	11.25 ft	250.00 ml/min
3/1/2024 8:30 AM	16:00	7.32 pH	50.51 °F	442.58 µS/cm	0.81 mg/L	22.49 NTU	-21.2 mV	11.25 ft	250.00 ml/min
3/1/2024 8:31 AM	17:00	7.32 pH	50.61 °F	442.52 µS/cm	0.79 mg/L	15.11 NTU	-18.2 mV	11.25 ft	250.00 ml/min
3/1/2024 8:32 AM	18:00	7.32 pH	50.69 °F	441.59 µS/cm	0.75 mg/L	10.36 NTU	-15.9 mV	11.25 ft	250.00 ml/min
3/1/2024 8:33 AM	19:00	7.32 pH	50.39 °F	442.58 µS/cm	0.76 mg/L	11.51 NTU	-13.1 mV	11.25 ft	250.00 ml/min

Samples

Sample ID:	Description:

Created using VuSitu from In-Situ, Inc.

Low-Flow Test Report:

Test Date / Time: 3/1/2024 1:31:50 PM
Project: HRID 1Q2024 MW-56D
Operator Name: Cole Baird

Location Name: HRID **Well Diameter: 2 in** **Casing Type: PVC Sch. 40** **Screen Length: 10 ft** **Top of Screen: 55.81 ft** **Total Depth: 65.81 ft** **Initial Depth to Water: 11.91 ft**	**Pump Type: Proactive SS Monsoon XL** **Tubing Type: Poly** **Pump Intake From TOC: 60 ft** **Estimated Total Volume Pumped: 6500 ml** **Flow Cell Volume: 130 ml** **Final Flow Rate: 250 ml/min** **Final Draw Down: 11.97 ft**	**Instrument Used: Aqua TROLL 500** **Serial Number: 913928**

Test Notes: VOCs

Low-Flow Readings:

Date Time	Elapsed Time	pH	Temperature	Specific Conductivity	RDO Concentration	Turbidity	ORP	Depth to Water	Flow
		+/- 0.1	+/- 3 %	+/- 3 %	+/- 10 %	+/- 10 %	+/- 10		
3/1/2024 1:31 PM	00:00	7.71 pH	48.25 °F	558.64 µS/cm	10.15 mg/L	13.04 NTU	30.1 mV	11.91 ft	250.00 ml/min
3/1/2024 1:32 PM	01:00	7.33 pH	52.26 °F	618.35 µS/cm	5.97 mg/L	22.89 NTU	-152.3 mV	11.91 ft	250.00 ml/min
3/1/2024 1:33 PM	02:00	7.16 pH	54.07 °F	641.28 µS/cm	0.78 mg/L	17.87 NTU	-225.8 mV	11.91 ft	250.00 ml/min
3/1/2024 1:34 PM	03:00	7.16 pH	54.18 °F	641.18 µS/cm	0.15 mg/L	2.08 NTU	-243.7 mV	11.91 ft	250.00 ml/min
3/1/2024 1:35 PM	04:00	7.16 pH	54.26 °F	641.13 µS/cm	0.05 mg/L	0.00 NTU	-251.5 mV	11.91 ft	250.00 ml/min
3/1/2024 1:36 PM	05:00	7.16 pH	54.24 °F	641.32 µS/cm	0.02 mg/L	4.85 NTU	-256.1 mV	11.91 ft	250.00 ml/min
3/1/2024 1:37 PM	06:00	7.16 pH	54.28 °F	641.31 µS/cm	0.00 mg/L	87.12 NTU	-259.5 mV	11.91 ft	250.00 ml/min
3/1/2024 1:38 PM	07:00	7.12 pH	54.20 °F	636.40 µS/cm	0.00 mg/L	2,933.0 NTU	-258.7 mV	11.91 ft	250.00 ml/min
3/1/2024 1:39 PM	08:00	7.07 pH	54.20 °F	631.94 µS/cm	0.00 mg/L	3,533.5 NTU	-249.7 mV	11.91 ft	250.00 ml/min
3/1/2024 1:40 PM	09:00	7.05 pH	54.17 °F	630.96 µS/cm	0.00 mg/L	2,999.6 NTU	-246.5 mV	11.91 ft	250.00 ml/min
3/1/2024 1:41 PM	10:00	7.05 pH	54.23 °F	630.06 µS/cm	0.00 mg/L	2,171.1 NTU	-244.0 mV	11.91 ft	250.00 ml/min
3/1/2024 1:42 PM	11:00	7.04 pH	54.26 °F	629.39 µS/cm	0.00 mg/L	1,582.3 NTU	-242.4 mV	11.91 ft	250.00 ml/min
3/1/2024 1:43 PM	12:00	7.03 pH	54.22 °F	628.55 µS/cm	0.00 mg/L	1,065.2 NTU	-240.7 mV	11.91 ft	250.00 ml/min
3/1/2024 1:44 PM	13:00	7.03 pH	54.24 °F	628.25 µS/cm	0.00 mg/L	793.92 NTU	-238.5 mV	11.91 ft	250.00 ml/min
3/1/2024 1:45 PM	14:00	7.03 pH	54.27 °F	627.68 µS/cm	0.00 mg/L	478.56 NTU	-237.6 mV	11.91 ft	250.00 ml/min

3/1/2024 1:46 PM	15:00	7.02 pH	54.30 °F	627.46 µS/cm	0.00 mg/L	359.26 NTU	-236.3 mV	11.91 ft	250.00 ml/min
3/1/2024 1:47 PM	16:00	7.02 pH	54.32 °F	627.66 µS/cm	0.00 mg/L	410.24 NTU	-235.6 mV	11.91 ft	250.00 ml/min
3/1/2024 1:48 PM	17:00	7.02 pH	54.29 °F	626.70 µS/cm	0.00 mg/L	151.39 NTU	-234.9 mV	11.91 ft	250.00 ml/min
3/1/2024 1:49 PM	18:00	7.02 pH	54.34 °F	626.75 µS/cm	0.00 mg/L	107.48 NTU	-233.9 mV	11.91 ft	250.00 ml/min
3/1/2024 1:50 PM	19:00	7.02 pH	54.35 °F	626.92 µS/cm	0.00 mg/L	168.58 NTU	-234.3 mV	11.91 ft	250.00 ml/min
3/1/2024 1:51 PM	20:00	7.02 pH	54.41 °F	626.79 µS/cm	0.00 mg/L	118.59 NTU	-234.5 mV	11.91 ft	250.00 ml/min
3/1/2024 1:52 PM	21:00	7.02 pH	54.37 °F	626.57 µS/cm	0.00 mg/L	88.64 NTU	-235.1 mV	11.91 ft	250.00 ml/min
3/1/2024 1:53 PM	22:00	7.01 pH	54.36 °F	626.37 µS/cm	0.00 mg/L	72.36 NTU	-234.5 mV	11.91 ft	250.00 ml/min
3/1/2024 1:54 PM	23:00	7.01 pH	54.38 °F	626.45 µS/cm	0.00 mg/L	75.38 NTU	-234.7 mV	11.91 ft	250.00 ml/min
3/1/2024 1:55 PM	24:00	7.01 pH	54.34 °F	626.27 µS/cm	0.00 mg/L	79.05 NTU	-234.3 mV	11.91 ft	250.00 ml/min
3/1/2024 1:56 PM	25:00	7.01 pH	54.35 °F	626.26 µS/cm	0.00 mg/L	71.65 NTU	-233.9 mV	11.91 ft	250.00 ml/min
3/1/2024 1:57 PM	26:00	7.01 pH	54.38 °F	626.21 µS/cm	0.00 mg/L	71.65 NTU	-233.8 mV	11.91 ft	250.00 ml/min

Samples

Sample ID:	Description:

Low-Flow Test Report:

Test Date / Time: 3/1/2024 1:09:09 PM
Project: HRID 1Q2024 MW-56S
Operator Name: Cole Baird

Location Name: HRID **Well Diameter: 2 in** **Casing Type: PVC Sch. 40** **Screen Length: 10 ft** **Top of Screen: 6.1 ft** **Total Depth: 16.1 ft** **Initial Depth to Water: 10.49 ft**	**Pump Type: Proactive SS Monsoon XL** **Tubing Type: Poly** **Pump Intake From TOC: 13 ft** **Estimated Total Volume Pumped: 3750 ml** **Flow Cell Volume: 130 ml** **Final Flow Rate: 250 ml/min** **Final Draw Down: 10.54 ft**	**Instrument Used: Aqua TROLL 500** **Serial Number: 913928**

Test Notes:
VOCs

Low-Flow Readings:

Date Time	Elapsed Time	pH	Temperature	Specific Conductivity	RDO Concentration	Turbidity	ORP	Depth to Water	Flow
		+/- 0.1	+/- 3 %	+/- 3 %	+/- 10 %	+/- 10 %	+/- 10		
3/1/2024 1:09 PM	00:00	7.32 pH	49.31 °F	575.58 µS/cm	9.24 mg/L	464.32 NTU	-90.0 mV	10.49 ft	250.00 ml/min
3/1/2024 1:10 PM	01:00	7.11 pH	49.95 °F	572.78 µS/cm	6.25 mg/L	1,273.1 NTU	-50.7 mV	10.49 ft	250.00 ml/min
3/1/2024 1:11 PM	02:00	7.10 pH	49.60 °F	563.49 µS/cm	6.41 mg/L	339.01 NTU	-25.9 mV	10.49 ft	250.00 ml/min
3/1/2024 1:12 PM	03:00	7.09 pH	49.51 °F	559.28 µS/cm	6.57 mg/L	295.18 NTU	-8.7 mV	10.49 ft	250.00 ml/min
3/1/2024 1:13 PM	04:00	7.09 pH	49.33 °F	557.48 µS/cm	6.46 mg/L	224.66 NTU	3.2 mV	10.49 ft	250.00 ml/min
3/1/2024 1:14 PM	05:00	7.09 pH	49.22 °F	553.20 µS/cm	6.52 mg/L	65.47 NTU	13.5 mV	10.49 ft	250.00 ml/min
3/1/2024 1:15 PM	06:00	7.09 pH	49.11 °F	553.18 µS/cm	6.31 mg/L	90.81 NTU	21.1 mV	10.49 ft	250.00 ml/min
3/1/2024 1:16 PM	07:00	7.08 pH	49.20 °F	553.57 µS/cm	6.16 mg/L	91.22 NTU	26.7 mV	10.49 ft	250.00 ml/min
3/1/2024 1:17 PM	08:00	7.08 pH	49.38 °F	554.52 µS/cm	6.00 mg/L	87.67 NTU	30.8 mV	10.49 ft	250.00 ml/min
3/1/2024 1:18 PM	09:00	7.09 pH	49.31 °F	550.17 µS/cm	5.87 mg/L	51.27 NTU	35.1 mV	10.49 ft	250.00 ml/min
3/1/2024 1:19 PM	10:00	7.08 pH	49.24 °F	549.83 µS/cm	5.93 mg/L	32.12 NTU	38.8 mV	10.49 ft	250.00 ml/min
3/1/2024 1:20 PM	11:00	7.08 pH	49.22 °F	549.56 µS/cm	5.92 mg/L	34.53 NTU	40.5 mV	10.49 ft	250.00 ml/min
3/1/2024 1:21 PM	12:00	7.08 pH	49.09 °F	549.13 µS/cm	5.92 mg/L	29.83 NTU	41.6 mV	10.49 ft	250.00 ml/min
3/1/2024 1:22 PM	13:00	7.08 pH	48.78 °F	548.87 µS/cm	6.02 mg/L	31.15 NTU	44.7 mV	10.49 ft	250.00 ml/min
3/1/2024 1:23 PM	14:00	7.08 pH	48.60 °F	546.86 µS/cm	6.00 mg/L	38.66 NTU	46.2 mV	10.49 ft	250.00 ml/min

3/1/2024 1:24 PM	15:00	7.08 pH	48.01 °F	543.85 µS/cm	5.96 mg/L	34.80 NTU	47.0 mV	10.49 ft	250.00 ml/min

Samples

Sample ID:	Description:

Created using VuSitu from In-Situ, Inc.

Low-Flow Test Report:

Test Date / Time: 3/1/2024 12:30:20 PM
Project: HRID 1Q2024 MW-57D
Operator Name: Cole Baird

Location Name: HRID **Well Diameter: 2 in** **Casing Type: PVC Sch. 40** **Screen Length: 10 ft** **Top of Screen: 52.01 ft** **Total Depth: 62.01 ft** **Initial Depth to Water: 10.31 ft**	**Pump Type: Proactive SS Monsoon XL** **Tubing Type: Poly** **Pump Intake From TOC: 57 ft** **Estimated Total Volume Pumped: 7250 ml** **Flow Cell Volume: 130 ml** **Final Flow Rate: 250 ml/min** **Final Draw Down: 10.41 ft**	**Instrument Used: Aqua TROLL 500** **Serial Number: 913928**

Test Notes:
VOCs, DUP-3

Low-Flow Readings:

Date Time	Elapsed Time	pH	Temperature	Specific Conductivity	RDO Concentration	Turbidity	ORP	Depth to Water	Flow
		+/- 0.1	+/- 3 %	+/- 3 %	+/- 10 %	+/- 10 %	+/- 10		
3/1/2024 12:30 PM	00:00	7.51 pH	51.01 °F	612.48 µS/cm	9.44 mg/L	7.78 NTU	-132.4 mV	10.31 ft	250.00 ml/min
3/1/2024 12:31 PM	01:00	6.97 pH	52.56 °F	695.75 µS/cm	1.67 mg/L	990.12 NTU	-198.9 mV	10.31 ft	250.00 ml/min
3/1/2024 12:32 PM	02:00	6.96 pH	52.26 °F	697.85 µS/cm	0.38 mg/L	1,452.2 NTU	-213.8 mV	10.31 ft	250.00 ml/min
3/1/2024 12:33 PM	03:00	6.95 pH	52.81 °F	706.61 µS/cm	0.11 mg/L	2,158.9 NTU	-224.1 mV	10.31 ft	250.00 ml/min
3/1/2024 12:34 PM	04:00	6.94 pH	53.32 °F	712.17 µS/cm	0.04 mg/L	1,947.1 NTU	-228.4 mV	10.31 ft	250.00 ml/min
3/1/2024 12:35 PM	05:00	6.93 pH	53.34 °F	714.90 µS/cm	0.02 mg/L	1,730.5 NTU	-230.5 mV	10.31 ft	250.00 ml/min
3/1/2024 12:36 PM	06:00	6.93 pH	53.37 °F	718.03 µS/cm	0.01 mg/L	1,382.3 NTU	-231.2 mV	10.31 ft	250.00 ml/min
3/1/2024 12:37 PM	07:00	6.92 pH	53.44 °F	720.52 µS/cm	0.05 mg/L	1,165.9 NTU	-229.1 mV	10.31 ft	250.00 ml/min
3/1/2024 12:38 PM	08:00	6.93 pH	53.00 °F	720.11 µS/cm	0.01 mg/L	970.73 NTU	-230.4 mV	10.31 ft	250.00 ml/min
3/1/2024 12:39 PM	09:00	6.93 pH	53.51 °F	723.11 µS/cm	0.00 mg/L	807.90 NTU	-234.9 mV	10.31 ft	250.00 ml/min
3/1/2024 12:40 PM	10:00	6.92 pH	53.52 °F	723.96 µS/cm	0.00 mg/L	620.29 NTU	-235.9 mV	10.31 ft	250.00 ml/min
3/1/2024 12:41 PM	11:00	6.92 pH	53.25 °F	724.72 µS/cm	0.00 mg/L	515.61 NTU	-234.0 mV	10.31 ft	250.00 ml/min
3/1/2024 12:42 PM	12:00	6.92 pH	52.81 °F	723.12 µS/cm	0.00 mg/L	589.19 NTU	-227.3 mV	10.31 ft	250.00 ml/min
3/1/2024 12:43 PM	13:00	6.93 pH	51.76 °F	717.40 µS/cm	0.00 mg/L	604.07 NTU	-221.2 mV	10.31 ft	250.00 ml/min
3/1/2024 12:44 PM	14:00	6.92 pH	52.31 °F	724.69 µS/cm	0.00 mg/L	582.87 NTU	-229.3 mV	10.31 ft	250.00 ml/min

3/1/2024 12:45 PM	15:00	6.92 pH	52.22 °F	703.79 µS/cm	0.00 mg/L	837.69 NTU	-230.2 mV	10.31 ft	250.00 ml/min
3/1/2024 12:46 PM	16:00	6.97 pH	51.56 °F	709.05 µS/cm	0.70 mg/L	761.87 NTU	-199.3 mV	10.31 ft	250.00 ml/min
3/1/2024 12:47 PM	17:00	6.93 pH	51.85 °F	719.65 µS/cm	0.19 mg/L	514.96 NTU	-217.8 mV	10.31 ft	250.00 ml/min
3/1/2024 12:48 PM	18:00	6.93 pH	52.31 °F	723.06 µS/cm	0.07 mg/L	469.64 NTU	-225.2 mV	10.31 ft	250.00 ml/min
3/1/2024 12:49 PM	19:00	6.93 pH	52.41 °F	723.13 µS/cm	0.05 mg/L	419.29 NTU	-227.5 mV	10.31 ft	250.00 ml/min
3/1/2024 12:50 PM	20:00	6.92 pH	52.36 °F	722.91 µS/cm	0.06 mg/L	375.46 NTU	-228.3 mV	10.31 ft	250.00 ml/min
3/1/2024 12:51 PM	21:00	6.92 pH	52.73 °F	724.95 µS/cm	0.02 mg/L	333.75 NTU	-230.4 mV	10.31 ft	250.00 ml/min
3/1/2024 12:52 PM	22:00	6.92 pH	52.76 °F	725.23 µS/cm	0.03 mg/L	259.97 NTU	-230.3 mV	10.31 ft	250.00 ml/min
3/1/2024 12:53 PM	23:00	6.92 pH	52.21 °F	723.14 µS/cm	0.03 mg/L	275.24 NTU	-228.5 mV	10.31 ft	250.00 ml/min
3/1/2024 12:54 PM	24:00	6.92 pH	52.73 °F	728.02 µS/cm	0.01 mg/L	212.67 NTU	-230.6 mV	10.31 ft	250.00 ml/min
3/1/2024 12:55 PM	25:00	6.91 pH	52.16 °F	713.21 µS/cm	0.01 mg/L	167.89 NTU	-227.3 mV	10.31 ft	250.00 ml/min
3/1/2024 12:56 PM	26:00	6.92 pH	52.94 °F	731.06 µS/cm	0.04 mg/L	151.76 NTU	-228.6 mV	10.31 ft	250.00 ml/min
3/1/2024 12:57 PM	27:00	6.91 pH	53.68 °F	732.28 µS/cm	0.00 mg/L	120.98 NTU	-233.9 mV	10.31 ft	250.00 ml/min
3/1/2024 12:58 PM	28:00	6.91 pH	53.75 °F	732.17 µS/cm	0.00 mg/L	83.71 NTU	-236.8 mV	10.31 ft	250.00 ml/min
3/1/2024 12:59 PM	29:00	6.91 pH	53.70 °F	732.84 µS/cm	0.00 mg/L	79.13 NTU	-238.9 mV	10.31 ft	250.00 ml/min

Samples

Sample ID:	Description:

Low-Flow Test Report:

Test Date / Time: 3/1/2024 12:05:17 PM
Project: HRID 1Q2024 MW-57S
Operator Name: Cole Baird

Location Name: HRID **Well Diameter: 2 in** **Casing Type: PVC Sch. 40** **Screen Length: 10 ft** **Top of Screen: 5.97 ft** **Total Depth: 15.97 ft** **Initial Depth to Water: 9.99 ft**	**Pump Type: Proactive SS Monsoon XL** **Tubing Type: Poly** **Pump Intake From TOC: 12 ft** **Estimated Total Volume Pumped: 4250 ml** **Flow Cell Volume: 130 ml** **Final Flow Rate: 250 ml/min** **Final Draw Down: 10.07 ft**	**Instrument Used: Aqua TROLL 500** **Serial Number: 913928**

Test Notes:
VOCs

Low-Flow Readings:

Date Time	Elapsed Time	pH	Temperature	Specific Conductivity	RDO Concentration	Turbidity	ORP	Depth to Water	Flow
		+/- 0.1	+/- 3 %	+/- 3 %	+/- 10 %	+/- 10 %	+/- 10		
3/1/2024 12:05 PM	00:00	7.30 pH	48.89 °F	568.37 µS/cm	8.61 mg/L	5,752.0 NTU	-41.5 mV	9.99 ft	250.00 ml/min
3/1/2024 12:06 PM	01:00	7.04 pH	49.38 °F	570.33 µS/cm	1.01 mg/L	4,281.7 NTU	-32.4 mV	9.99 ft	250.00 ml/min
3/1/2024 12:07 PM	02:00	7.03 pH	49.47 °F	569.06 µS/cm	0.18 mg/L	2,802.5 NTU	-32.0 mV	9.99 ft	250.00 ml/min
3/1/2024 12:08 PM	03:00	7.04 pH	49.49 °F	566.66 µS/cm	0.04 mg/L	1,207.6 NTU	-31.8 mV	9.99 ft	250.00 ml/min
3/1/2024 12:09 PM	04:00	7.04 pH	49.47 °F	564.99 µS/cm	0.00 mg/L	709.45 NTU	-31.4 mV	9.99 ft	250.00 ml/min
3/1/2024 12:10 PM	05:00	7.03 pH	49.42 °F	571.59 µS/cm	0.04 mg/L	346.47 NTU	-30.3 mV	9.99 ft	250.00 ml/min
3/1/2024 12:11 PM	06:00	7.03 pH	49.33 °F	571.43 µS/cm	0.17 mg/L	201.33 NTU	-27.9 mV	9.99 ft	250.00 ml/min
3/1/2024 12:12 PM	07:00	7.03 pH	49.30 °F	572.15 µS/cm	0.23 mg/L	115.89 NTU	-25.3 mV	9.99 ft	250.00 ml/min
3/1/2024 12:13 PM	08:00	7.03 pH	49.30 °F	572.89 µS/cm	0.25 mg/L	194.10 NTU	-23.0 mV	9.99 ft	250.00 ml/min
3/1/2024 12:14 PM	09:00	7.03 pH	49.31 °F	574.04 µS/cm	0.26 mg/L	135.57 NTU	-20.7 mV	9.99 ft	250.00 ml/min
3/1/2024 12:15 PM	10:00	7.02 pH	49.33 °F	575.31 µS/cm	0.28 mg/L	94.95 NTU	-18.5 mV	9.99 ft	250.00 ml/min
3/1/2024 12:16 PM	11:00	7.02 pH	49.32 °F	576.21 µS/cm	0.29 mg/L	49.07 NTU	-16.5 mV	9.99 ft	250.00 ml/min
3/1/2024 12:17 PM	12:00	7.02 pH	49.33 °F	576.93 µS/cm	0.29 mg/L	35.65 NTU	-14.6 mV	9.99 ft	250.00 ml/min
3/1/2024 12:18 PM	13:00	7.02 pH	49.29 °F	577.41 µS/cm	0.35 mg/L	25.83 NTU	-12.2 mV	9.99 ft	250.00 ml/min
3/1/2024 12:19 PM	14:00	7.03 pH	49.33 °F	573.34 µS/cm	0.26 mg/L	18.47 NTU	-11.0 mV	9.99 ft	250.00 ml/min

3/1/2024 12:20 PM	15:00	7.03 pH	49.42 °F	573.25 µS/cm	0.27 mg/L	14.37 NTU	-9.6 mV	9.99 ft	250.00 ml/min
3/1/2024 12:21 PM	16:00	7.02 pH	49.37 °F	576.94 µS/cm	0.33 mg/L	9.71 NTU	-7.4 mV	9.99 ft	250.00 ml/min
3/1/2024 12:22 PM	17:00	7.02 pH	49.41 °F	574.92 µS/cm	0.31 mg/L	8.32 NTU	-5.9 mV	9.99 ft	250.00 ml/min

Samples

Sample ID:	Description:

Created using VuSitu from In-Situ, Inc.

Low-Flow Test Report:

Test Date / Time: 3/1/2024 9:11:28 AM
Project: HRID 1Q2024 MW-58D
Operator Name: Cole Baird

Location Name: HRID **Well Diameter: 2 in** **Casing Type: PVC Sch. 40** **Screen Length: 10 ft** **Top of Screen: 34.74 ft** **Total Depth: 44.74 ft** **Initial Depth to Water: 10.38 ft**	**Pump Type: Proactive SS Monsoon XL** **Tubing Type: Poly** **Pump Intake From TOC: 39 ft** **Estimated Total Volume Pumped: 5500 ml** **Flow Cell Volume: 130 ml** **Final Flow Rate: 250 ml/min** **Final Draw Down: 10.44 ft**	**Instrument Used: Aqua TROLL 500** **Serial Number: 913928**

Test Notes:
VOCs

Low-Flow Readings:

Date Time	Elapsed Time	pH	Temperature	Specific Conductivity	RDO Concentration	Turbidity	ORP	Depth to Water	Flow
		+/- 0.1	+/- 3 %	+/- 3 %	+/- 10 %	+/- 10 %	+/- 10		
3/1/2024 9:11 AM	00:00	7.37 pH	46.95 °F	516.77 µS/cm	3.31 mg/L	14.37 NTU	66.4 mV	10.38 ft	250.00 ml/min
3/1/2024 9:12 AM	01:00	7.37 pH	47.63 °F	516.95 µS/cm	0.98 mg/L	6.75 NTU	59.8 mV	10.38 ft	250.00 ml/min
3/1/2024 9:13 AM	02:00	7.36 pH	49.20 °F	518.68 µS/cm	0.34 mg/L	2.14 NTU	42.2 mV	10.38 ft	250.00 ml/min
3/1/2024 9:14 AM	03:00	7.36 pH	49.78 °F	517.57 µS/cm	0.18 mg/L	0.39 NTU	19.4 mV	10.38 ft	250.00 ml/min
3/1/2024 9:15 AM	04:00	7.36 pH	50.43 °F	518.89 µS/cm	0.15 mg/L	0.00 NTU	-7.8 mV	10.38 ft	250.00 ml/min
3/1/2024 9:16 AM	05:00	7.35 pH	51.07 °F	517.27 µS/cm	0.14 mg/L	0.00 NTU	-46.3 mV	10.38 ft	250.00 ml/min
3/1/2024 9:17 AM	06:00	7.35 pH	50.88 °F	516.86 µS/cm	0.13 mg/L	0.00 NTU	-83.0 mV	10.38 ft	250.00 ml/min
3/1/2024 9:18 AM	07:00	7.35 pH	51.48 °F	517.63 µS/cm	0.13 mg/L	0.00 NTU	-120.1 mV	10.38 ft	250.00 ml/min
3/1/2024 9:19 AM	08:00	7.34 pH	52.22 °F	518.48 µS/cm	0.10 mg/L	0.07 NTU	-151.3 mV	10.38 ft	250.00 ml/min
3/1/2024 9:20 AM	09:00	7.32 pH	52.79 °F	520.42 µS/cm	0.08 mg/L	5.27 NTU	-168.2 mV	10.38 ft	250.00 ml/min
3/1/2024 9:21 AM	10:00	7.27 pH	52.70 °F	520.91 µS/cm	0.07 mg/L	17.85 NTU	-177.4 mV	10.38 ft	250.00 ml/min
3/1/2024 9:22 AM	11:00	7.24 pH	52.10 °F	521.52 µS/cm	0.06 mg/L	32.15 NTU	-181.3 mV	10.38 ft	250.00 ml/min
3/1/2024 9:23 AM	12:00	7.22 pH	51.46 °F	523.09 µS/cm	0.05 mg/L	45.72 NTU	-177.2 mV	10.38 ft	250.00 ml/min
3/1/2024 9:24 AM	13:00	7.20 pH	51.85 °F	530.48 µS/cm	0.08 mg/L	66.47 NTU	-180.0 mV	10.38 ft	250.00 ml/min
3/1/2024 9:25 AM	14:00	7.15 pH	53.83 °F	537.03 µS/cm	0.06 mg/L	110.31 NTU	-185.3 mV	10.38 ft	250.00 ml/min

3/1/2024 9:26 AM	15:00	7.10 pH	54.36 °F	543.87 µS/cm	0.02 mg/L	103.69 NTU	-187.1 mV	10.38 ft	250.00 ml/min
3/1/2024 9:27 AM	16:00	7.07 pH	54.56 °F	549.05 µS/cm	0.00 mg/L	79.23 NTU	-188.6 mV	10.38 ft	250.00 ml/min
3/1/2024 9:28 AM	17:00	7.05 pH	54.37 °F	552.07 µS/cm	0.00 mg/L	64.25 NTU	-189.2 mV	10.38 ft	250.00 ml/min
3/1/2024 9:29 AM	18:00	7.03 pH	54.19 °F	553.60 µS/cm	0.00 mg/L	56.44 NTU	-189.4 mV	10.38 ft	250.00 ml/min
3/1/2024 9:30 AM	19:00	7.03 pH	54.28 °F	555.41 µS/cm	0.00 mg/L	48.50 NTU	-190.4 mV	10.38 ft	250.00 ml/min
3/1/2024 9:31 AM	20:00	7.03 pH	54.32 °F	556.62 µS/cm	0.00 mg/L	37.91 NTU	-190.5 mV	10.38 ft	250.00 ml/min
3/1/2024 9:32 AM	21:00	7.03 pH	54.17 °F	556.66 µS/cm	0.00 mg/L	31.26 NTU	-190.9 mV	10.38 ft	250.00 ml/min
3/1/2024 9:33 AM	22:00	7.03 pH	54.18 °F	556.22 µS/cm	0.00 mg/L	26.89 NTU	-191.8 mV	10.38 ft	250.00 ml/min

Samples

Sample ID:	Description:

Created using VuSitu from In-Situ, Inc.

Low-Flow Test Report:

Test Date / Time: 3/1/2024 8:51:08 AM
Project: HRID 1Q2024 MW-58S
Operator Name: Cole Baird

Location Name: HRID **Well Diameter: 2 in** **Casing Type: PVC Sch. 40** **Screen Length: 10 ft** **Top of Screen: 5.31 ft** **Total Depth: 15.31 ft** **Initial Depth to Water: 10.31 ft**	**Pump Type: Proactive SS Monsoon XL** **Tubing Type: Poly** **Pump Intake From TOC: 13 ft** **Estimated Total Volume Pumped: 3500 ml** **Flow Cell Volume: 130 ml** **Final Flow Rate: 250 ml/min** **Final Draw Down: 10.35 ft**	**Instrument Used: Aqua TROLL 500** **Serial Number: 913928**

Test Notes:
VOCs

Low-Flow Readings:

Date Time	Elapsed Time	pH	Temperature	Specific Conductivity	RDO Concentration	Turbidity	ORP	Depth to Water	Flow
		+/- 0.1	+/- 3 %	+/- 3 %	+/- 10 %	+/- 10 %	+/- 10		
3/1/2024 8:51 AM	00:00	7.24 pH	46.87 °F	594.23 µS/cm	8.25 mg/L	1,270.5 NTU	52.4 mV	10.31 ft	250.00 ml/min
3/1/2024 8:52 AM	01:00	7.13 pH	47.96 °F	589.81 µS/cm	2.65 mg/L	979.07 NTU	54.4 mV	10.31 ft	250.00 ml/min
3/1/2024 8:53 AM	02:00	7.14 pH	47.77 °F	582.59 µS/cm	2.29 mg/L	858.30 NTU	55.3 mV	10.31 ft	250.00 ml/min
3/1/2024 8:54 AM	03:00	7.13 pH	47.76 °F	584.09 µS/cm	2.21 mg/L	700.79 NTU	56.6 mV	10.31 ft	250.00 ml/min
3/1/2024 8:55 AM	04:00	7.13 pH	47.89 °F	587.26 µS/cm	2.04 mg/L	447.06 NTU	57.4 mV	10.31 ft	250.00 ml/min
3/1/2024 8:56 AM	05:00	7.13 pH	48.04 °F	588.05 µS/cm	1.91 mg/L	339.15 NTU	58.0 mV	10.31 ft	250.00 ml/min
3/1/2024 8:57 AM	06:00	7.13 pH	48.10 °F	588.84 µS/cm	1.83 mg/L	254.69 NTU	58.9 mV	10.31 ft	250.00 ml/min
3/1/2024 8:58 AM	07:00	7.13 pH	48.22 °F	591.52 µS/cm	1.67 mg/L	189.08 NTU	59.4 mV	10.31 ft	250.00 ml/min
3/1/2024 8:59 AM	08:00	7.13 pH	48.37 °F	594.99 µS/cm	1.49 mg/L	172.37 NTU	59.6 mV	10.31 ft	250.00 ml/min
3/1/2024 9:00 AM	09:00	7.12 pH	48.41 °F	595.52 µS/cm	1.41 mg/L	150.99 NTU	59.7 mV	10.31 ft	250.00 ml/min
3/1/2024 9:01 AM	10:00	7.12 pH	48.59 °F	595.98 µS/cm	1.35 mg/L	160.06 NTU	59.7 mV	10.31 ft	250.00 ml/min
3/1/2024 9:02 AM	11:00	7.12 pH	48.62 °F	596.53 µS/cm	1.35 mg/L	133.55 NTU	60.0 mV	10.31 ft	250.00 ml/min
3/1/2024 9:03 AM	12:00	7.12 pH	48.57 °F	597.06 µS/cm	1.30 mg/L	130.76 NTU	60.3 mV	10.31 ft	250.00 ml/min
3/1/2024 9:04 AM	13:00	7.12 pH	48.62 °F	596.69 µS/cm	1.28 mg/L	109.51 NTU	60.5 mV	10.31 ft	250.00 ml/min
3/1/2024 9:05 AM	14:00	7.12 pH	48.63 °F	595.69 µS/cm	1.28 mg/L	112.53 NTU	60.8 mV	10.31 ft	250.00 ml/min

Low-Flow Test Report:

Test Date / Time: 3/4/2024 8:57:06 AM
Project: HRID 1Q2024 MW-59D
Operator Name: Cole Baird

Location Name: HRID **Well Diameter: 2 in** **Casing Type: PVC Sch. 40** **Screen Length: 10 ft** **Top of Screen: 44.69 ft** **Total Depth: 54.69 ft** **Initial Depth to Water: 7.19 ft**	**Pump Type: Proactive SS Monsoon XL** **Tubing Type: Poly** **Pump Intake From TOC: 47 ft** **Estimated Total Volume Pumped: 6500 ml** **Flow Cell Volume: 130 ml** **Final Flow Rate: 250 ml/min** **Final Draw Down: 7.27 ft**	**Instrument Used: Aqua TROLL 500** **Serial Number: 913928**

Test Notes:
VOCs

Low-Flow Readings:

Date Time	Elapsed Time	pH	Temperature	Specific Conductivity	RDO Concentration	Turbidity	ORP	Depth to Water	Flow
		+/- 0.1	+/- 3 %	+/- 3 %	+/- 10 %	+/- 10 %	+/- 10		
3/4/2024 8:57 AM	00:00	7.59 pH	54.59 °F	590.04 µS/cm	9.09 mg/L	42.08 NTU	-87.7 mV	7.19 ft	250.00 ml/min
3/4/2024 8:58 AM	01:00	7.53 pH	55.93 °F	593.41 µS/cm	5.12 mg/L	31.37 NTU	-59.2 mV	7.19 ft	250.00 ml/min
3/4/2024 8:59 AM	02:00	7.53 pH	56.01 °F	592.89 µS/cm	4.67 mg/L	28.65 NTU	-45.6 mV	7.19 ft	250.00 ml/min
3/4/2024 9:00 AM	03:00	7.50 pH	56.07 °F	592.96 µS/cm	4.17 mg/L	30.43 NTU	-36.2 mV	7.19 ft	250.00 ml/min
3/4/2024 9:01 AM	04:00	7.48 pH	56.05 °F	592.88 µS/cm	3.71 mg/L	30.85 NTU	-29.7 mV	7.19 ft	250.00 ml/min
3/4/2024 9:02 AM	05:00	7.47 pH	56.05 °F	592.72 µS/cm	3.44 mg/L	27.72 NTU	-24.3 mV	7.19 ft	250.00 ml/min
3/4/2024 9:03 AM	06:00	7.46 pH	56.01 °F	592.61 µS/cm	3.27 mg/L	25.53 NTU	-19.7 mV	7.19 ft	250.00 ml/min
3/4/2024 9:04 AM	07:00	7.46 pH	56.01 °F	592.73 µS/cm	3.14 mg/L	25.97 NTU	-15.6 mV	7.19 ft	250.00 ml/min
3/4/2024 9:05 AM	08:00	7.46 pH	56.00 °F	592.52 µS/cm	3.05 mg/L	27.60 NTU	-12.1 mV	7.19 ft	250.00 ml/min
3/4/2024 9:06 AM	09:00	7.45 pH	55.95 °F	592.53 µS/cm	3.00 mg/L	37.61 NTU	-9.1 mV	7.19 ft	250.00 ml/min
3/4/2024 9:07 AM	10:00	7.45 pH	55.95 °F	592.59 µS/cm	3.03 mg/L	43.02 NTU	-6.6 mV	7.19 ft	250.00 ml/min
3/4/2024 9:08 AM	11:00	7.45 pH	55.96 °F	592.91 µS/cm	3.05 mg/L	76.96 NTU	-6.0 mV	7.19 ft	250.00 ml/min
3/4/2024 9:09 AM	12:00	7.45 pH	55.97 °F	593.91 µS/cm	3.03 mg/L	178.31 NTU	-14.5 mV	7.19 ft	250.00 ml/min
3/4/2024 9:10 AM	13:00	7.29 pH	55.94 °F	598.02 µS/cm	1.63 mg/L	733.77 NTU	-72.1 mV	7.19 ft	250.00 ml/min
3/4/2024 9:11 AM	14:00	7.24 pH	55.89 °F	598.59 µS/cm	0.75 mg/L	661.80 NTU	-94.1 mV	7.19 ft	250.00 ml/min

3/4/2024 9:12 AM	15:00	7.22 pH	55.89 °F	598.72 µS/cm	0.46 mg/L	610.11 NTU	-105.6 mV	7.19 ft	250.00 ml/min
3/4/2024 9:13 AM	16:00	7.22 pH	56.08 °F	598.59 µS/cm	0.40 mg/L	657.85 NTU	-109.6 mV	7.19 ft	250.00 ml/min
3/4/2024 9:14 AM	17:00	7.21 pH	55.80 °F	598.54 µS/cm	0.35 mg/L	496.10 NTU	-114.8 mV	7.19 ft	250.00 ml/min
3/4/2024 9:15 AM	18:00	7.20 pH	55.97 °F	598.55 µS/cm	0.32 mg/L	449.35 NTU	-119.3 mV	7.19 ft	250.00 ml/min
3/4/2024 9:16 AM	19:00	7.19 pH	55.94 °F	597.75 µS/cm	0.25 mg/L	329.38 NTU	-123.5 mV	7.19 ft	250.00 ml/min
3/4/2024 9:17 AM	20:00	7.18 pH	56.11 °F	598.48 µS/cm	0.18 mg/L	341.66 NTU	-126.9 mV	7.19 ft	250.00 ml/min
3/4/2024 9:18 AM	21:00	7.18 pH	56.40 °F	598.52 µS/cm	0.17 mg/L	263.04 NTU	-127.7 mV	7.19 ft	250.00 ml/min
3/4/2024 9:19 AM	22:00	7.18 pH	56.24 °F	597.07 µS/cm	0.17 mg/L	322.82 NTU	-128.4 mV	7.19 ft	250.00 ml/min
3/4/2024 9:20 AM	23:00	7.17 pH	56.25 °F	597.56 µS/cm	0.16 mg/L	285.32 NTU	-128.8 mV	7.19 ft	250.00 ml/min
3/4/2024 9:21 AM	24:00	7.17 pH	56.39 °F	597.54 µS/cm	0.15 mg/L	163.99 NTU	-127.5 mV	7.19 ft	250.00 ml/min
3/4/2024 9:22 AM	25:00	7.17 pH	56.76 °F	599.31 µS/cm	0.16 mg/L	234.32 NTU	-127.1 mV	7.19 ft	250.00 ml/min
3/4/2024 9:23 AM	26:00	7.17 pH	56.09 °F	593.86 µS/cm	0.15 mg/L	233.07 NTU	-128.8 mV	7.19 ft	250.00 ml/min

Samples

Sample ID:	Description:

Low-Flow Test Report:

Test Date / Time: 3/4/2024 8:32:03 AM
Project: HRID 1Q2024 MW-60D
Operator Name: Cole Baird

Location Name: HRID **Well Diameter: 2 in** **Casing Type: PVC Sch. 40** **Screen Length: 10 ft** **Top of Screen: 64.95 ft** **Total Depth: 74.95 ft** **Initial Depth to Water: 9.08 ft**	**Pump Type: Proactive SS Monsoon XL** **Tubing Type: Poly** **Pump Intake From TOC: 69 ft** **Estimated Total Volume Pumped: 4500 ml** **Flow Cell Volume: 130 ml** **Final Flow Rate: 250 ml/min** **Final Draw Down: 9.19 ft**	**Instrument Used: Aqua TROLL 500** **Serial Number: 913928**

Test Notes:
VOCs

Low-Flow Readings:

Date Time	Elapsed Time	pH	Temperature	Specific Conductivity	RDO Concentration	Turbidity	ORP	Depth to Water	Flow
		+/- 0.1	+/- 3 %	+/- 3 %	+/- 10 %	+/- 10 %	+/- 10		
3/4/2024 8:32 AM	00:00	7.65 pH	53.61 °F	574.06 µS/cm	9.29 mg/L	24.26 NTU	-0.8 mV	9.08 ft	250.00 ml/min
3/4/2024 8:33 AM	01:00	7.10 pH	54.71 °F	614.18 µS/cm	1.77 mg/L	6.26 NTU	-180.4 mV	9.08 ft	250.00 ml/min
3/4/2024 8:34 AM	02:00	7.07 pH	54.72 °F	618.25 µS/cm	0.30 mg/L	4.83 NTU	-202.2 mV	9.08 ft	250.00 ml/min
3/4/2024 8:35 AM	03:00	7.06 pH	54.80 °F	620.09 µS/cm	0.10 mg/L	5.60 NTU	-213.9 mV	9.08 ft	250.00 ml/min
3/4/2024 8:36 AM	04:00	7.06 pH	54.78 °F	621.45 µS/cm	0.04 mg/L	8.24 NTU	-219.8 mV	9.08 ft	250.00 ml/min
3/4/2024 8:37 AM	05:00	7.06 pH	54.64 °F	623.99 µS/cm	0.04 mg/L	12.75 NTU	-222.5 mV	9.08 ft	250.00 ml/min
3/4/2024 8:38 AM	06:00	7.05 pH	54.72 °F	632.72 µS/cm	0.08 mg/L	17.59 NTU	-223.6 mV	9.08 ft	250.00 ml/min
3/4/2024 8:39 AM	07:00	7.04 pH	54.82 °F	638.06 µS/cm	0.04 mg/L	19.83 NTU	-224.6 mV	9.08 ft	250.00 ml/min
3/4/2024 8:40 AM	08:00	7.04 pH	54.73 °F	645.19 µS/cm	0.03 mg/L	25.13 NTU	-225.5 mV	9.08 ft	250.00 ml/min
3/4/2024 8:41 AM	09:00	7.03 pH	54.83 °F	650.82 µS/cm	0.03 mg/L	31.14 NTU	-224.7 mV	9.08 ft	250.00 ml/min
3/4/2024 8:42 AM	10:00	7.03 pH	54.91 °F	654.27 µS/cm	0.01 mg/L	54.41 NTU	-224.4 mV	9.08 ft	250.00 ml/min
3/4/2024 8:43 AM	11:00	7.03 pH	54.71 °F	656.66 µS/cm	0.03 mg/L	73.54 NTU	-224.4 mV	9.08 ft	250.00 ml/min
3/4/2024 8:44 AM	12:00	7.03 pH	54.80 °F	658.50 µS/cm	0.04 mg/L	93.54 NTU	-224.2 mV	9.08 ft	250.00 ml/min
3/4/2024 8:45 AM	13:00	7.04 pH	54.79 °F	660.72 µS/cm	1.80 mg/L	130.89 NTU	-180.1 mV	9.08 ft	250.00 ml/min
3/4/2024 8:46 AM	14:00	7.02 pH	54.89 °F	663.39 µS/cm	0.21 mg/L	125.78 NTU	-206.4 mV	9.08 ft	250.00 ml/min

3/4/2024 8:47 AM	15:00	7.02 pH	54.89 °F	664.80 µS/cm	0.03 mg/L	125.99 NTU	-214.7 mV	9.08 ft	250.00 ml/min
3/4/2024 8:48 AM	16:00	7.02 pH	54.88 °F	665.42 µS/cm	0.00 mg/L	117.93 NTU	-219.5 mV	9.08 ft	250.00 ml/min
3/4/2024 8:49 AM	17:00	7.02 pH	54.94 °F	665.65 µS/cm	0.00 mg/L	100.74 NTU	-222.1 mV	9.08 ft	250.00 ml/min
3/4/2024 8:50 AM	18:00	7.02 pH	55.12 °F	666.13 µS/cm	0.00 mg/L	94.91 NTU	-222.6 mV	9.08 ft	250.00 ml/min

Samples

Sample ID:	Description:

Created using VuSitu from In-Situ, Inc.

Low-Flow Test Report:

Test Date / Time: 3/4/2024 7:42:54 AM
Project: HRID 1Q2024 MW-60I
Operator Name: Cole Baird

Location Name: HRID **Well Diameter: 2 in** **Casing Type: PVC Sch. 40** **Screen Length: 10 ft** **Top of Screen: 37.41 ft** **Total Depth: 47.41 ft** **Initial Depth to Water: 9.13 ft**	**Pump Type: Proactive SS Monsoon XL** **Tubing Type: Poly** **Pump Intake From TOC: 41 ft** **Estimated Total Volume Pumped: 4000 ml** **Flow Cell Volume: 130 ml** **Final Flow Rate: 250 ml/min** **Final Draw Down: 9.17 ft**	**Instrument Used: Aqua TROLL 500** **Serial Number: 913928**

Test Notes:
VOCs

Low-Flow Readings:

Date Time	Elapsed Time	pH	Temperature	Specific Conductivity	RDO Concentration	Turbidity	ORP	Depth to Water	Flow
		+/- 0.1	+/- 3 %	+/- 3 %	+/- 10 %	+/- 10 %	+/- 10		
3/4/2024 7:42 AM	00:00	7.45 pH	55.10 °F	510.25 µS/cm	5.78 mg/L	5.00 NTU	114.2 mV	9.13 ft	250.00 ml/min
3/4/2024 7:43 AM	01:00	7.11 pH	55.12 °F	581.85 µS/cm	0.82 mg/L	9.24 NTU	-237.7 mV	9.13 ft	250.00 ml/min
3/4/2024 7:44 AM	02:00	7.05 pH	55.02 °F	617.77 µS/cm	0.19 mg/L	8.99 NTU	-242.8 mV	9.13 ft	250.00 ml/min
3/4/2024 7:45 AM	03:00	7.00 pH	55.00 °F	652.05 µS/cm	0.12 mg/L	7.81 NTU	-238.5 mV	9.13 ft	250.00 ml/min
3/4/2024 7:46 AM	04:00	6.98 pH	54.97 °F	663.62 µS/cm	0.07 mg/L	7.95 NTU	-235.1 mV	9.13 ft	250.00 ml/min
3/4/2024 7:47 AM	05:00	6.98 pH	54.85 °F	669.78 µS/cm	0.06 mg/L	8.47 NTU	-230.8 mV	9.13 ft	250.00 ml/min
3/4/2024 7:48 AM	06:00	6.97 pH	55.19 °F	668.74 µS/cm	0.07 mg/L	18.27 NTU	-224.2 mV	9.13 ft	250.00 ml/min
3/4/2024 7:49 AM	07:00	6.97 pH	55.35 °F	669.41 µS/cm	0.07 mg/L	8.99 NTU	-218.1 mV	9.13 ft	250.00 ml/min
3/4/2024 7:50 AM	08:00	6.97 pH	55.50 °F	668.76 µS/cm	0.11 mg/L	7.46 NTU	-203.9 mV	9.13 ft	250.00 ml/min
3/4/2024 7:51 AM	09:00	6.97 pH	55.62 °F	669.00 µS/cm	0.11 mg/L	9.67 NTU	-201.0 mV	9.13 ft	250.00 ml/min
3/4/2024 7:52 AM	10:00	6.98 pH	55.72 °F	668.91 µS/cm	0.11 mg/L	13.34 NTU	-197.1 mV	9.13 ft	250.00 ml/min
3/4/2024 7:53 AM	11:00	6.98 pH	55.59 °F	668.01 µS/cm	0.15 mg/L	9.74 NTU	-207.1 mV	9.13 ft	250.00 ml/min
3/4/2024 7:54 AM	12:00	6.98 pH	53.76 °F	671.43 µS/cm	0.12 mg/L	9.81 NTU	-215.9 mV	9.13 ft	250.00 ml/min
3/4/2024 7:55 AM	13:00	6.97 pH	55.30 °F	676.63 µS/cm	0.07 mg/L	11.60 NTU	-222.7 mV	9.13 ft	250.00 ml/min
3/4/2024 7:56 AM	14:00	6.96 pH	55.16 °F	680.83 µS/cm	0.00 mg/L	14.75 NTU	-227.1 mV	9.13 ft	250.00 ml/min

3/4/2024 7:57 AM	15:00	6.95 pH	55.10 °F	685.48 µS/cm	0.00 mg/L	8.98 NTU	-229.5 mV	9.13 ft	250.00 ml/min
3/4/2024 7:58 AM	16:00	6.95 pH	55.05 °F	685.06 µS/cm	0.00 mg/L	8.40 NTU	-230.9 mV	9.13 ft	250.00 ml/min

Samples

Sample ID:	Description:

Created using VuSitu from In-Situ, Inc.

Low-Flow Test Report:

Test Date / Time: 3/4/2024 8:04:31 AM
Project: HRID 1Q2024 MW-60S
Operator Name: Cole Baird

Location Name: HRID **Well Diameter: 2 in** **Casing Type: PVC Sch. 40** **Screen Length: 10 ft** **Top of Screen: 6.19 ft** **Total Depth: 16.19 ft** **Initial Depth to Water: 9.22 ft**	**Pump Type: Proactive SS Monsoon XL** **Tubing Type: Poly** **Pump Intake From TOC: 12 ft** **Estimated Total Volume Pumped: 5500 ml** **Flow Cell Volume: 130 ml** **Final Flow Rate: 250 ml/min** **Final Draw Down: 9.31 ft**	**Instrument Used: Aqua TROLL 500** **Serial Number: 913928**

Test Notes:

Low-Flow Readings:

Date Time	Elapsed Time	pH	Temperature	Specific Conductivity	RDO Concentration	Turbidity	ORP	Depth to Water	Flow
		+/- 0.1	+/- 3 %	+/- 3 %	+/- 10 %	+/- 10 %	+/- 10		
3/4/2024 8:04 AM	00:00	7.30 pH	52.25 °F	573.90 µS/cm	8.06 mg/L	1,233.4 NTU	-113.2 mV	9.22 ft	250.00 ml/min
3/4/2024 8:05 AM	01:00	7.09 pH	52.00 °F	570.46 µS/cm	1.68 mg/L	1,184.0 NTU	-97.7 mV	9.22 ft	250.00 ml/min
3/4/2024 8:06 AM	02:00	7.09 pH	51.47 °F	566.53 µS/cm	0.44 mg/L	1,767.6 NTU	-93.1 mV	9.22 ft	250.00 ml/min
3/4/2024 8:07 AM	03:00	7.09 pH	50.91 °F	567.58 µS/cm	0.19 mg/L	1,376.1 NTU	-88.2 mV	9.22 ft	250.00 ml/min
3/4/2024 8:08 AM	04:00	7.08 pH	50.78 °F	567.72 µS/cm	0.15 mg/L	1,088.1 NTU	-84.9 mV	9.22 ft	250.00 ml/min
3/4/2024 8:09 AM	05:00	7.08 pH	50.98 °F	567.97 µS/cm	0.15 mg/L	891.37 NTU	-82.5 mV	9.22 ft	250.00 ml/min
3/4/2024 8:10 AM	06:00	7.08 pH	51.23 °F	567.84 µS/cm	0.17 mg/L	554.62 NTU	-80.7 mV	9.22 ft	250.00 ml/min
3/4/2024 8:11 AM	07:00	7.08 pH	51.18 °F	566.20 µS/cm	0.18 mg/L	824.17 NTU	-78.4 mV	9.22 ft	250.00 ml/min
3/4/2024 8:12 AM	08:00	7.08 pH	51.24 °F	567.93 µS/cm	0.15 mg/L	727.96 NTU	-76.5 mV	9.22 ft	250.00 ml/min
3/4/2024 8:13 AM	09:00	7.08 pH	51.38 °F	567.98 µS/cm	0.15 mg/L	461.24 NTU	-74.8 mV	9.22 ft	250.00 ml/min
3/4/2024 8:14 AM	10:00	7.07 pH	51.59 °F	568.32 µS/cm	0.17 mg/L	353.15 NTU	-72.6 mV	9.22 ft	250.00 ml/min
3/4/2024 8:15 AM	11:00	7.07 pH	51.76 °F	568.85 µS/cm	0.23 mg/L	514.51 NTU	-69.3 mV	9.22 ft	250.00 ml/min
3/4/2024 8:16 AM	12:00	7.07 pH	52.07 °F	575.53 µS/cm	0.22 mg/L	455.82 NTU	-67.3 mV	9.22 ft	250.00 ml/min
3/4/2024 8:17 AM	13:00	7.08 pH	52.51 °F	564.01 µS/cm	0.22 mg/L	558.77 NTU	-65.8 mV	9.22 ft	250.00 ml/min
3/4/2024 8:18 AM	14:00	7.08 pH	51.29 °F	567.45 µS/cm	0.19 mg/L	367.17 NTU	-63.8 mV	9.22 ft	250.00 ml/min

3/4/2024 8:19 AM	15:00	7.08 pH	50.82 °F	566.84 µS/cm	0.15 mg/L	285.62 NTU	-61.8 mV	9.22 ft	250.00 ml/min
3/4/2024 8:20 AM	16:00	7.07 pH	50.67 °F	567.01 µS/cm	0.12 mg/L	213.61 NTU	-60.2 mV	9.22 ft	250.00 ml/min
3/4/2024 8:21 AM	17:00	7.07 pH	50.57 °F	566.78 µS/cm	0.10 mg/L	157.16 NTU	-58.7 mV	9.22 ft	250.00 ml/min
3/4/2024 8:22 AM	18:00	7.07 pH	50.59 °F	566.91 µS/cm	0.06 mg/L	112.02 NTU	-57.5 mV	9.22 ft	250.00 ml/min
3/4/2024 8:23 AM	19:00	7.07 pH	50.60 °F	567.09 µS/cm	0.07 mg/L	88.74 NTU	-56.2 mV	9.22 ft	250.00 ml/min
3/4/2024 8:24 AM	20:00	7.07 pH	50.55 °F	566.84 µS/cm	0.05 mg/L	58.05 NTU	-55.0 mV	9.22 ft	250.00 ml/min
3/4/2024 8:25 AM	21:00	7.07 pH	50.52 °F	567.26 µS/cm	0.05 mg/L	39.81 NTU	-53.7 mV	9.22 ft	250.00 ml/min
3/4/2024 8:26 AM	22:00	7.07 pH	50.58 °F	567.11 µS/cm	0.02 mg/L	34.55 NTU	-52.6 mV	9.22 ft	250.00 ml/min

Samples

Sample ID:	Description:

Low-Flow Test Report:

Test Date / Time: 3/1/2024 10:16:12 AM
Project: HRID 1Q2024 MW-61D
Operator Name: Cole Baird

Location Name: HRID **Well Diameter: 2 in** **Casing Type: PVC Sch. 40** **Screen Length: 10 ft** **Top of Screen: 75.73 ft** **Total Depth: 85.73 ft** **Initial Depth to Water: 9.85 ft**	**Pump Type: Proactive SS Monsoon XL** **Tubing Type: Poly** **Pump Intake From TOC: 80 ft** **Estimated Total Volume Pumped: 3750 ml** **Flow Cell Volume: 130 ml** **Final Flow Rate: 250 ml/min** **Final Draw Down: 9.89 ft**	**Instrument Used: Aqua TROLL 500** **Serial Number: 913928**

Test Notes:
VOCs

Low-Flow Readings:

Date Time	Elapsed Time	pH	Temperature	Specific Conductivity	RDO Concentration	Turbidity	ORP	Depth to Water	Flow
		+/- 0.1	+/- 3 %	+/- 3 %	+/- 10 %	+/- 10 %	+/- 10		
3/1/2024 10:16 AM	00:00	7.31 pH	51.51 °F	626.47 µS/cm	7.30 mg/L	18.23 NTU	-84.0 mV	9.85 ft	250.00 ml/min
3/1/2024 10:17 AM	01:00	7.12 pH	51.53 °F	628.66 µS/cm	2.07 mg/L	12.34 NTU	-173.4 mV	9.85 ft	250.00 ml/min
3/1/2024 10:18 AM	02:00	7.11 pH	51.13 °F	628.24 µS/cm	1.08 mg/L	8.98 NTU	-190.9 mV	9.85 ft	250.00 ml/min
3/1/2024 10:19 AM	03:00	7.12 pH	50.82 °F	629.69 µS/cm	0.94 mg/L	8.83 NTU	-187.4 mV	9.85 ft	250.00 ml/min
3/1/2024 10:20 AM	04:00	7.31 pH	50.00 °F	580.97 µS/cm	9.14 mg/L	0.00 NTU	-110.0 mV	9.85 ft	250.00 ml/min
3/1/2024 10:21 AM	05:00	7.08 pH	51.94 °F	646.86 µS/cm	3.05 mg/L	26.91 NTU	-194.1 mV	9.85 ft	250.00 ml/min
3/1/2024 10:22 AM	06:00	7.05 pH	53.87 °F	651.69 µS/cm	0.43 mg/L	27.47 NTU	-223.7 mV	9.85 ft	250.00 ml/min
3/1/2024 10:23 AM	07:00	7.06 pH	53.79 °F	674.64 µS/cm	0.08 mg/L	392.68 NTU	-235.0 mV	9.85 ft	250.00 ml/min
3/1/2024 10:24 AM	08:00	7.09 pH	53.91 °F	695.68 µS/cm	0.02 mg/L	523.98 NTU	-236.4 mV	9.85 ft	250.00 ml/min
3/1/2024 10:25 AM	09:00	7.07 pH	53.86 °F	695.73 µS/cm	0.00 mg/L	386.91 NTU	-233.9 mV	9.85 ft	250.00 ml/min
3/1/2024 10:26 AM	10:00	7.05 pH	53.72 °F	694.17 µS/cm	0.00 mg/L	242.22 NTU	-231.2 mV	9.85 ft	250.00 ml/min
3/1/2024 10:27 AM	11:00	7.02 pH	53.75 °F	693.14 µS/cm	0.00 mg/L	88.26 NTU	-229.1 mV	9.85 ft	250.00 ml/min
3/1/2024 10:28 AM	12:00	7.01 pH	53.70 °F	692.88 µS/cm	0.00 mg/L	58.60 NTU	-227.2 mV	9.85 ft	250.00 ml/min
3/1/2024 10:29 AM	13:00	7.01 pH	53.87 °F	692.31 µS/cm	0.00 mg/L	35.20 NTU	-226.7 mV	9.85 ft	250.00 ml/min
3/1/2024 10:30 AM	14:00	7.01 pH	53.98 °F	690.61 µS/cm	0.00 mg/L	31.90 NTU	-229.3 mV	9.85 ft	250.00 ml/min

3/1/2024 10:31 AM	15:00	7.00 pH	53.82 °F	690.63 µS/cm	0.00 mg/L	31.77 NTU	-229.7 mV	9.85 ft	250.00 ml/min

Samples

Sample ID:	Description:

Created using VuSitu from In-Situ, Inc.

Low-Flow Test Report:

Test Date / Time: 3/1/2024 9:48:54 AM
Project: HRID 1Q2024 MW-61I
Operator Name: Cole Baird

Location Name: HRID **Well Diameter: 2 in** **Casing Type: PVC Sch. 40** **Screen Length: 10 ft** **Top of Screen: 37.28 ft** **Total Depth: 47.28 ft** **Initial Depth to Water: 9.78 ft**	**Pump Type: Proactive SS Monsoon XL** **Tubing Type: Poly** **Pump Intake From TOC: 42 ft** **Estimated Total Volume Pumped: 4500 ml** **Flow Cell Volume: 130 ml** **Final Flow Rate: 250 ml/min** **Final Draw Down: 9.88 ft**	**Instrument Used: Aqua TROLL 500** **Serial Number: 913928**

Test Notes: VOCs

Low-Flow Readings:

Date Time	Elapsed Time	pH	Temperature	Specific Conductivity	RDO Concentration	Turbidity	ORP	Depth to Water	Flow
		+/- 0.1	+/- 3 %	+/- 3 %	+/- 10 %	+/- 10 %	+/- 10		
3/1/2024 9:48 AM	00:00	7.23 pH	50.98 °F	573.33 µS/cm	7.47 mg/L	13.28 NTU	-66.9 mV	9.78 ft	250.00 ml/min
3/1/2024 9:49 AM	01:00	7.03 pH	51.93 °F	596.62 µS/cm	1.22 mg/L	12.65 NTU	-142.7 mV	9.78 ft	250.00 ml/min
3/1/2024 9:50 AM	02:00	7.03 pH	51.44 °F	596.65 µS/cm	0.49 mg/L	9.39 NTU	-147.7 mV	9.78 ft	250.00 ml/min
3/1/2024 9:51 AM	03:00	7.03 pH	51.11 °F	596.45 µS/cm	0.37 mg/L	8.23 NTU	-151.8 mV	9.78 ft	250.00 ml/min
3/1/2024 9:52 AM	04:00	7.04 pH	48.95 °F	574.66 µS/cm	0.37 mg/L	8.26 NTU	-159.6 mV	9.78 ft	250.00 ml/min
3/1/2024 9:53 AM	05:00	7.03 pH	48.84 °F	596.23 µS/cm	0.26 mg/L	13.62 NTU	-169.3 mV	9.78 ft	250.00 ml/min
3/1/2024 9:54 AM	06:00	7.03 pH	50.56 °F	598.17 µS/cm	0.17 mg/L	17.29 NTU	-181.1 mV	9.78 ft	250.00 ml/min
3/1/2024 9:55 AM	07:00	7.02 pH	51.78 °F	600.68 µS/cm	0.14 mg/L	18.12 NTU	-190.5 mV	9.78 ft	250.00 ml/min
3/1/2024 9:56 AM	08:00	7.02 pH	51.90 °F	598.76 µS/cm	0.10 mg/L	18.76 NTU	-196.3 mV	9.78 ft	250.00 ml/min
3/1/2024 9:57 AM	09:00	7.02 pH	51.68 °F	598.37 µS/cm	0.08 mg/L	20.13 NTU	-200.7 mV	9.78 ft	250.00 ml/min
3/1/2024 9:58 AM	10:00	7.02 pH	51.22 °F	597.65 µS/cm	0.06 mg/L	12.23 NTU	-201.4 mV	9.78 ft	250.00 ml/min
3/1/2024 9:59 AM	11:00	7.02 pH	50.39 °F	585.73 µS/cm	0.05 mg/L	12.29 NTU	-199.0 mV	9.78 ft	250.00 ml/min
3/1/2024 10:00 AM	12:00	7.03 pH	48.29 °F	581.96 µS/cm	0.07 mg/L	15.40 NTU	-196.6 mV	9.78 ft	250.00 ml/min
3/1/2024 10:01 AM	13:00	7.03 pH	48.40 °F	592.97 µS/cm	0.10 mg/L	19.29 NTU	-198.6 mV	9.78 ft	250.00 ml/min
3/1/2024 10:02 AM	14:00	7.03 pH	48.50 °F	591.87 µS/cm	0.13 mg/L	16.36 NTU	-199.9 mV	9.78 ft	250.00 ml/min

3/1/2024 10:03 AM	15:00	7.03 pH	48.45 °F	592.69 µS/cm	0.10 mg/L	11.78 NTU	-198.8 mV	9.78 ft	250.00 ml/min
3/1/2024 10:04 AM	16:00	7.03 pH	47.63 °F	588.06 µS/cm	0.09 mg/L	11.96 NTU	-196.1 mV	9.78 ft	250.00 ml/min
3/1/2024 10:05 AM	17:00	7.04 pH	46.55 °F	582.87 µS/cm	0.10 mg/L	13.26 NTU	-193.5 mV	9.78 ft	250.00 ml/min
3/1/2024 10:06 AM	18:00	7.03 pH	46.50 °F	587.84 µS/cm	0.11 mg/L	11.92 NTU	-192.2 mV	9.78 ft	250.00 ml/min

Samples

Sample ID:	Description:

Low-Flow Test Report:

Test Date / Time: 3/5/2024 7:20:15 AM
Project: HRID 1Q2024 MW-62D
Operator Name: Cole Baird

Location Name: HRID **Well Diameter: 2 in** **Casing Type: PVC Sch. 40** **Screen Length: 10 ft** **Top of Screen: 61.08 ft** **Total Depth: 71.08 ft** **Initial Depth to Water: 6.85 ft**	**Pump Type: Proactive SS Monsoon XL** **Tubing Type: Poly** **Pump Intake From TOC: 65 ft** **Estimated Total Volume Pumped: 4250 ml** **Flow Cell Volume: 130 ml** **Final Flow Rate: 250 ml/min** **Final Draw Down: 6.9 ft**	**Instrument Used: Aqua TROLL 500** **Serial Number: 913928**

Test Notes:
VOCs

Low-Flow Readings:

Date Time	Elapsed Time	pH	Temperature	Specific Conductivity	RDO Concentration	Turbidity	ORP	Depth to Water	Flow
		+/- 0.1	+/- 3 %	+/- 3 %	+/- 10 %	+/- 10 %	+/- 10		
3/5/2024 7:20 AM	00:00	7.33 pH	53.33 °F	693.79 µS/cm	8.00 mg/L	83.40 NTU	-91.6 mV	6.85 ft	250.00 ml/min
3/5/2024 7:21 AM	01:00	7.13 pH	54.47 °F	713.61 µS/cm	1.23 mg/L	2.92 NTU	-91.8 mV	6.85 ft	250.00 ml/min
3/5/2024 7:22 AM	02:00	7.11 pH	54.42 °F	715.64 µS/cm	0.23 mg/L	0.80 NTU	-109.1 mV	6.85 ft	250.00 ml/min
3/5/2024 7:23 AM	03:00	7.10 pH	54.77 °F	718.30 µS/cm	0.05 mg/L	10.68 NTU	-118.2 mV	6.85 ft	250.00 ml/min
3/5/2024 7:24 AM	04:00	7.08 pH	54.78 °F	726.00 µS/cm	0.01 mg/L	117.22 NTU	-128.1 mV	6.85 ft	250.00 ml/min
3/5/2024 7:25 AM	05:00	7.06 pH	54.77 °F	735.27 µS/cm	0.00 mg/L	222.94 NTU	-135.0 mV	6.85 ft	250.00 ml/min
3/5/2024 7:26 AM	06:00	7.05 pH	54.60 °F	739.19 µS/cm	0.00 mg/L	238.00 NTU	-139.4 mV	6.85 ft	250.00 ml/min
3/5/2024 7:27 AM	07:00	7.05 pH	54.50 °F	742.92 µS/cm	0.00 mg/L	225.35 NTU	-142.6 mV	6.85 ft	250.00 ml/min
3/5/2024 7:28 AM	08:00	7.05 pH	54.60 °F	744.00 µS/cm	0.00 mg/L	219.43 NTU	-145.1 mV	6.85 ft	250.00 ml/min
3/5/2024 7:29 AM	09:00	7.05 pH	54.63 °F	746.01 µS/cm	0.00 mg/L	244.53 NTU	-147.3 mV	6.85 ft	250.00 ml/min
3/5/2024 7:30 AM	10:00	7.05 pH	54.75 °F	745.72 µS/cm	0.00 mg/L	209.47 NTU	-148.5 mV	6.85 ft	250.00 ml/min
3/5/2024 7:31 AM	11:00	7.05 pH	54.90 °F	747.49 µS/cm	0.00 mg/L	238.56 NTU	-149.9 mV	6.85 ft	250.00 ml/min
3/5/2024 7:32 AM	12:00	7.05 pH	54.91 °F	748.44 µS/cm	0.00 mg/L	232.82 NTU	-151.1 mV	6.85 ft	250.00 ml/min
3/5/2024 7:33 AM	13:00	7.05 pH	54.87 °F	748.11 µS/cm	0.01 mg/L	199.48 NTU	-151.4 mV	6.85 ft	250.00 ml/min
3/5/2024 7:34 AM	14:00	7.05 pH	54.89 °F	749.09 µS/cm	0.02 mg/L	208.74 NTU	-151.6 mV	6.85 ft	250.00 ml/min

3/5/2024 7:35 AM	15:00	7.05 pH	54.76 °F	748.26 µS/cm	0.03 mg/L	202.37 NTU	-153.2 mV	6.85 ft	250.00 ml/min
3/5/2024 7:36 AM	16:00	7.06 pH	54.52 °F	747.81 µS/cm	0.03 mg/L	161.13 NTU	-154.0 mV	6.85 ft	250.00 ml/min
3/5/2024 7:37 AM	17:00	7.06 pH	54.61 °F	748.47 µS/cm	0.03 mg/L	161.47 NTU	-153.7 mV	6.85 ft	250.00 ml/min

Samples

Sample ID:	Description:

Created using VuSitu from In-Situ, Inc.

Low-Flow Test Report:

Test Date / Time: 3/5/2024 7:01:05 AM
Project: HRID 1Q2024 MW-62I
Operator Name: Cole Baird

Location Name: HRID **Well Diameter: 2 in** **Casing Type: PVC Sch. 40** **Screen Length: 10 ft** **Top of Screen: 38.27 ft** **Total Depth: 48.27 ft** **Initial Depth to Water: 6.72 ft**	**Pump Type: Proactive SS Monsoon XL** **Tubing Type: Poly** **Pump Intake From TOC: 42 ft** **Estimated Total Volume Pumped: 3000 ml** **Flow Cell Volume: 130 ml** **Final Flow Rate: 250 ml/min** **Final Draw Down: 6.8 ft**	**Instrument Used: Aqua TROLL 500** **Serial Number: 913928**

Test Notes:
VOCs

Low-Flow Readings:

Date Time	Elapsed Time	pH	Temperature	Specific Conductivity	RDO Concentration	Turbidity	ORP	Depth to Water	Flow
		+/- 0.1	+/- 3 %	+/- 3 %	+/- 10 %	+/- 10 %	+/- 10		
3/5/2024 7:01 AM	00:00	7.01 pH	54.80 °F	664.76 µS/cm	1.68 mg/L	185.51 NTU	-114.4 mV	6.72 ft	250.00 ml/min
3/5/2024 7:02 AM	01:00	6.92 pH	54.82 °F	671.22 µS/cm	0.31 mg/L	119.07 NTU	-137.1 mV	6.72 ft	250.00 ml/min
3/5/2024 7:03 AM	02:00	6.89 pH	54.87 °F	674.94 µS/cm	0.10 mg/L	85.56 NTU	-148.5 mV	6.72 ft	250.00 ml/min
3/5/2024 7:04 AM	03:00	6.88 pH	54.75 °F	676.68 µS/cm	0.03 mg/L	65.19 NTU	-156.0 mV	6.72 ft	250.00 ml/min
3/5/2024 7:05 AM	04:00	6.88 pH	54.67 °F	676.88 µS/cm	0.01 mg/L	58.13 NTU	-160.7 mV	6.72 ft	250.00 ml/min
3/5/2024 7:06 AM	05:00	6.88 pH	54.64 °F	679.01 µS/cm	0.00 mg/L	45.51 NTU	-164.3 mV	6.72 ft	250.00 ml/min
3/5/2024 7:07 AM	06:00	6.88 pH	54.80 °F	678.32 µS/cm	0.01 mg/L	37.78 NTU	-167.0 mV	6.72 ft	250.00 ml/min
3/5/2024 7:08 AM	07:00	6.88 pH	54.67 °F	682.24 µS/cm	0.00 mg/L	29.36 NTU	-169.3 mV	6.72 ft	250.00 ml/min
3/5/2024 7:09 AM	08:00	6.89 pH	54.83 °F	683.41 µS/cm	0.00 mg/L	25.50 NTU	-171.5 mV	6.72 ft	250.00 ml/min
3/5/2024 7:10 AM	09:00	6.89 pH	54.80 °F	683.76 µS/cm	0.00 mg/L	18.47 NTU	-173.4 mV	6.72 ft	250.00 ml/min
3/5/2024 7:11 AM	10:00	6.89 pH	54.89 °F	685.00 µS/cm	0.00 mg/L	15.89 NTU	-175.0 mV	6.72 ft	250.00 ml/min
3/5/2024 7:12 AM	11:00	6.89 pH	54.85 °F	684.06 µS/cm	0.00 mg/L	11.68 NTU	-175.6 mV	6.72 ft	250.00 ml/min
3/5/2024 7:13 AM	12:00	6.90 pH	54.80 °F	685.62 µS/cm	0.00 mg/L	12.66 NTU	-175.7 mV	6.72 ft	250.00 ml/min

Low-Flow Test Report:

Test Date / Time: 3/4/2024 11:09:16 AM
Project: HRID 1Q2024 MW-63D
Operator Name: Cole Baird

Location Name: HRID **Well Diameter: 2 in** **Casing Type: PVC Sch. 40** **Screen Length: 10 ft** **Top of Screen: 93.47 ft** **Total Depth: 103.47 ft** **Initial Depth to Water: 7.44 ft**	**Pump Type: Proactive SS Monsoon XL** **Tubing Type: Poly** **Pump Intake From TOC: 97 ft** **Estimated Total Volume Pumped: 4750 ml** **Flow Cell Volume: 130 ml** **Final Flow Rate: 250 ml/min** **Final Draw Down: 7.49 ft**	**Instrument Used: Aqua TROLL 500** **Serial Number: 913928**

Test Notes:
VOCs

Low-Flow Readings:

Date Time	Elapsed Time	pH	Temperature	Specific Conductivity	RDO Concentration	Turbidity	ORP	Depth to Water	Flow
		+/- 0.1	+/- 3 %	+/- 3 %	+/- 10 %	+/- 10 %	+/- 10		
3/4/2024 11:09 AM	00:00	7.62 pH	56.24 °F	487.76 µS/cm	7.36 mg/L	0.52 NTU	-57.0 mV	7.44 ft	250.00 ml/min
3/4/2024 11:10 AM	01:00	7.43 pH	55.66 °F	495.51 µS/cm	1.31 mg/L	3.22 NTU	-179.0 mV	7.44 ft	250.00 ml/min
3/4/2024 11:11 AM	02:00	7.45 pH	55.26 °F	495.90 µS/cm	0.28 mg/L	0.43 NTU	-197.4 mV	7.44 ft	250.00 ml/min
3/4/2024 11:12 AM	03:00	7.45 pH	55.54 °F	496.83 µS/cm	0.12 mg/L	0.00 NTU	-204.4 mV	7.44 ft	250.00 ml/min
3/4/2024 11:13 AM	04:00	7.45 pH	55.40 °F	495.96 µS/cm	0.09 mg/L	0.00 NTU	-208.5 mV	7.44 ft	250.00 ml/min
3/4/2024 11:14 AM	05:00	7.45 pH	55.91 °F	496.40 µS/cm	0.09 mg/L	0.00 NTU	-210.5 mV	7.44 ft	250.00 ml/min
3/4/2024 11:15 AM	06:00	7.44 pH	56.37 °F	496.58 µS/cm	0.09 mg/L	0.00 NTU	-207.3 mV	7.44 ft	250.00 ml/min
3/4/2024 11:16 AM	07:00	7.44 pH	56.74 °F	497.51 µS/cm	0.11 mg/L	0.00 NTU	-205.3 mV	7.44 ft	250.00 ml/min
3/4/2024 11:17 AM	08:00	7.44 pH	57.11 °F	498.72 µS/cm	0.15 mg/L	0.00 NTU	-201.3 mV	7.44 ft	250.00 ml/min
3/4/2024 11:18 AM	09:00	7.43 pH	57.54 °F	499.63 µS/cm	0.22 mg/L	0.00 NTU	-194.8 mV	7.44 ft	250.00 ml/min
3/4/2024 11:19 AM	10:00	7.43 pH	58.64 °F	502.60 µS/cm	0.28 mg/L	0.00 NTU	-202.6 mV	7.44 ft	250.00 ml/min
3/4/2024 11:20 AM	11:00	7.43 pH	58.97 °F	502.20 µS/cm	0.24 mg/L	0.00 NTU	-204.8 mV	7.44 ft	250.00 ml/min
3/4/2024 11:21 AM	12:00	7.42 pH	59.49 °F	508.16 µS/cm	0.27 mg/L	0.00 NTU	-205.1 mV	7.44 ft	250.00 ml/min
3/4/2024 11:22 AM	13:00	7.43 pH	58.92 °F	494.57 µS/cm	0.27 mg/L	0.00 NTU	-203.9 mV	7.44 ft	250.00 ml/min
3/4/2024 11:23 AM	14:00	7.44 pH	55.34 °F	492.38 µS/cm	0.20 mg/L	0.00 NTU	-209.1 mV	7.44 ft	250.00 ml/min

3/4/2024 11:24 AM	15:00	7.44 pH	55.88 °F	495.98 µS/cm	0.18 mg/L	0.00 NTU	-213.0 mV	7.44 ft	250.00 ml/min
3/4/2024 11:25 AM	16:00	7.45 pH	55.45 °F	495.92 µS/cm	0.14 mg/L	0.16 NTU	-215.6 mV	7.44 ft	250.00 ml/min
3/4/2024 11:26 AM	17:00	7.45 pH	55.81 °F	496.86 µS/cm	0.10 mg/L	0.00 NTU	-219.2 mV	7.44 ft	250.00 ml/min
3/4/2024 11:27 AM	18:00	7.45 pH	55.69 °F	496.33 µS/cm	0.06 mg/L	0.00 NTU	-221.8 mV	7.44 ft	250.00 ml/min
3/4/2024 11:28 AM	19:00	7.45 pH	56.08 °F	495.77 µS/cm	0.05 mg/L	0.00 NTU	-221.9 mV	7.44 ft	250.00 ml/min

Samples

Sample ID:	Description:

Low-Flow Test Report:

Test Date / Time: 3/4/2024 10:42:38 AM
Project: HRID 1Q2024 MW-63I
Operator Name: Cole Baird

Location Name: HRID **Well Diameter: 2 in** **Casing Type: PVC Sch. 40** **Screen Length: 10 ft** **Top of Screen: 48.76 ft** **Total Depth: 58.76 ft** **Initial Depth to Water: 7.48 ft**	**Pump Type: Proactive SS Monsoon XL** **Tubing Type: Poly** **Pump Intake From TOC: 58 ft** **Estimated Total Volume Pumped: 4250 ml** **Flow Cell Volume: 130 ml** **Final Flow Rate: 250 ml/min** **Final Draw Down: 7.61 ft**	**Instrument Used: Aqua TROLL 500** **Serial Number: 913928**

Test Notes:
VOCs

Low-Flow Readings:

Date Time	Elapsed Time	pH	Temperature	Specific Conductivity	RDO Concentration	Turbidity	ORP	Depth to Water	Flow
		+/- 0.1	+/- 3 %	+/- 3 %	+/- 10 %	+/- 10 %	+/- 10		
3/4/2024 10:42 AM	00:00	7.43 pH	55.85 °F	556.47 µS/cm	7.36 mg/L	6.89 NTU	-76.3 mV	7.48 ft	250.00 ml/min
3/4/2024 10:43 AM	01:00	7.24 pH	56.44 °F	559.60 µS/cm	5.37 mg/L	6.04 NTU	-50.9 mV	7.48 ft	250.00 ml/min
3/4/2024 10:44 AM	02:00	7.22 pH	56.56 °F	560.15 µS/cm	4.62 mg/L	4.77 NTU	-43.0 mV	7.48 ft	250.00 ml/min
3/4/2024 10:45 AM	03:00	7.06 pH	54.96 °F	558.81 µS/cm	1.47 mg/L	12.71 NTU	-36.8 mV	7.48 ft	250.00 ml/min
3/4/2024 10:46 AM	04:00	7.04 pH	55.32 °F	560.85 µS/cm	0.36 mg/L	4.00 NTU	-37.0 mV	7.48 ft	250.00 ml/min
3/4/2024 10:47 AM	05:00	7.03 pH	55.44 °F	560.83 µS/cm	0.11 mg/L	2.36 NTU	-36.0 mV	7.48 ft	250.00 ml/min
3/4/2024 10:48 AM	06:00	7.11 pH	55.85 °F	546.78 µS/cm	1.07 mg/L	0.00 NTU	-33.4 mV	7.48 ft	250.00 ml/min
3/4/2024 10:49 AM	07:00	7.42 pH	56.78 °F	0.26 µS/cm	9.67 mg/L	0.00 NTU	-28.5 mV	7.48 ft	250.00 ml/min
3/4/2024 10:50 AM	08:00	7.59 pH	57.42 °F	0.22 µS/cm	10.18 mg/L	0.00 NTU	-30.1 mV	7.48 ft	250.00 ml/min
3/4/2024 10:51 AM	09:00	7.72 pH	58.00 °F	0.20 µS/cm	10.17 mg/L	0.00 NTU	-34.3 mV	7.48 ft	250.00 ml/min
3/4/2024 10:52 AM	10:00	7.81 pH	58.52 °F	0.17 µS/cm	10.14 mg/L	0.00 NTU	-37.9 mV	7.48 ft	250.00 ml/min
3/4/2024 10:53 AM	11:00	7.86 pH	59.09 °F	530.52 µS/cm	9.78 mg/L	11.57 NTU	-41.3 mV	7.48 ft	250.00 ml/min
3/4/2024 10:54 AM	12:00	7.02 pH	56.04 °F	560.42 µS/cm	1.50 mg/L	2.07 NTU	-21.6 mV	7.48 ft	250.00 ml/min
3/4/2024 10:55 AM	13:00	7.01 pH	56.72 °F	562.65 µS/cm	0.45 mg/L	4.60 NTU	-22.5 mV	7.48 ft	250.00 ml/min
3/4/2024 10:56 AM	14:00	7.01 pH	57.01 °F	563.71 µS/cm	0.33 mg/L	3.56 NTU	-23.9 mV	7.48 ft	250.00 ml/min

3/4/2024 10:57 AM	15:00	7.02 pH	57.47 °F	564.77 µS/cm	0.35 mg/L	3.64 NTU	-24.8 mV	7.48 ft	250.00 ml/min
3/4/2024 10:58 AM	16:00	7.02 pH	57.86 °F	566.12 µS/cm	0.37 mg/L	3.60 NTU	-25.4 mV	7.48 ft	250.00 ml/min
3/4/2024 10:59 AM	17:00	7.02 pH	58.48 °F	567.77 µS/cm	0.45 mg/L	3.25 NTU	-25.7 mV	7.48 ft	250.00 ml/min

Samples

Sample ID:	Description:

Created using VuSitu from In-Situ, Inc.

Low-Flow Test Report:

Test Date / Time: 3/5/2024 8:12:31 AM
Project: HRID 1Q2024 MW-64D
Operator Name: Cole Baird

Location Name: HRID **Well Diameter: 2 in** **Casing Type: PVC Sch. 40** **Screen Length: 10 ft** **Top of Screen: 80.66 ft** **Total Depth: 90.66 ft** **Initial Depth to Water: 8.32 ft**	**Pump Type: Proactive SS Monsoon XL** **Tubing Type: Poly** **Pump Intake From TOC: 85 ft** **Estimated Total Volume Pumped: 3750 ml** **Flow Cell Volume: 130 ml** **Final Flow Rate: 250 ml/min** **Final Draw Down: 8.37 ft**	**Instrument Used: Aqua TROLL 500** **Serial Number: 913928**

Test Notes:
VOCs

Low-Flow Readings:

Date Time	Elapsed Time	pH	Temperature	Specific Conductivity	RDO Concentration	Turbidity	ORP	Depth to Water	Flow
		+/- 0.1	+/- 3 %	+/- 3 %	+/- 10 %	+/- 10 %	+/- 10		
3/5/2024 8:12 AM	00:00	7.49 pH	54.52 °F	497.06 µS/cm	6.10 mg/L	3.64 NTU	-59.5 mV	8.32 ft	250.00 ml/min
3/5/2024 8:13 AM	01:00	7.47 pH	54.82 °F	498.71 µS/cm	2.95 mg/L	3.08 NTU	-91.4 mV	8.32 ft	250.00 ml/min
3/5/2024 8:14 AM	02:00	7.49 pH	55.13 °F	499.94 µS/cm	1.39 mg/L	0.00 NTU	-118.4 mV	8.32 ft	250.00 ml/min
3/5/2024 8:15 AM	03:00	7.52 pH	54.58 °F	500.64 µS/cm	0.54 mg/L	13.87 NTU	-138.6 mV	8.32 ft	250.00 ml/min
3/5/2024 8:16 AM	04:00	7.53 pH	54.70 °F	501.78 µS/cm	0.31 mg/L	12.44 NTU	-146.8 mV	8.32 ft	250.00 ml/min
3/5/2024 8:17 AM	05:00	7.53 pH	54.96 °F	502.32 µS/cm	0.29 mg/L	17.58 NTU	-150.4 mV	8.32 ft	250.00 ml/min
3/5/2024 8:18 AM	06:00	7.54 pH	54.11 °F	499.85 µS/cm	0.23 mg/L	12.69 NTU	-156.3 mV	8.32 ft	250.00 ml/min
3/5/2024 8:19 AM	07:00	7.53 pH	54.61 °F	503.36 µS/cm	0.18 mg/L	8.01 NTU	-162.5 mV	8.32 ft	250.00 ml/min
3/5/2024 8:20 AM	08:00	7.53 pH	54.90 °F	504.93 µS/cm	0.13 mg/L	7.75 NTU	-170.2 mV	8.32 ft	250.00 ml/min
3/5/2024 8:21 AM	09:00	7.52 pH	55.07 °F	506.32 µS/cm	0.08 mg/L	3.87 NTU	-174.3 mV	8.32 ft	250.00 ml/min
3/5/2024 8:22 AM	10:00	7.52 pH	55.05 °F	506.60 µS/cm	0.05 mg/L	3.44 NTU	-176.0 mV	8.32 ft	250.00 ml/min
3/5/2024 8:23 AM	11:00	7.52 pH	55.16 °F	506.99 µS/cm	0.04 mg/L	2.13 NTU	-176.7 mV	8.32 ft	250.00 ml/min
3/5/2024 8:24 AM	12:00	7.52 pH	54.91 °F	506.19 µS/cm	0.05 mg/L	1.65 NTU	-177.6 mV	8.32 ft	250.00 ml/min
3/5/2024 8:25 AM	13:00	7.52 pH	54.67 °F	506.27 µS/cm	0.05 mg/L	1.94 NTU	-178.1 mV	8.32 ft	250.00 ml/min
3/5/2024 8:26 AM	14:00	7.51 pH	54.74 °F	506.74 µS/cm	0.05 mg/L	1.45 NTU	-178.8 mV	8.32 ft	250.00 ml/min

3/5/2024 8:27 AM	15:00	7.51 pH	54.57 °F	506.72 µS/cm	0.05 mg/L	1.78 NTU	-179.3 mV	8.32 ft	250.00 ml/min

Samples

Sample ID:	Description:

Created using VuSitu from In-Situ, Inc.

Low-Flow Test Report:

Test Date / Time: 3/5/2024 7:48:04 AM
Project: HRID 1Q2024 MW-64I
Operator Name: Cole Baird

Location Name: HRID **Well Diameter: 2 in** **Casing Type: PVC Sch. 40** **Screen Length: 10 ft** **Top of Screen: 45.59 ft** **Total Depth: 55.59 ft** **Initial Depth to Water: 8.49 ft**	**Pump Type: Proactive SS Monsoon XL** **Tubing Type: Poly** **Pump Intake From TOC: 49 ft** **Estimated Total Volume Pumped: 5000 ml** **Flow Cell Volume: 130 ml** **Final Flow Rate: 250 ml/min** **Final Draw Down: 8.57 ft**	**Instrument Used: Aqua TROLL 500** **Serial Number: 913928**

Test Notes:
VOCs

Low-Flow Readings:

Date Time	Elapsed Time	pH	Temperature	Specific Conductivity	RDO Concentration	Turbidity	ORP	Depth to Water	Flow
		+/- 0.1	+/- 3 %	+/- 3 %	+/- 10 %	+/- 10 %	+/- 10		
3/5/2024 7:48 AM	00:00	7.08 pH	54.89 °F	585.68 µS/cm	0.59 mg/L	3,419.5 NTU	-92.6 mV	8.49 ft	250.00 ml/min
3/5/2024 7:49 AM	01:00	7.06 pH	54.87 °F	584.98 µS/cm	0.11 mg/L	2,270.0 NTU	-98.2 mV	8.49 ft	250.00 ml/min
3/5/2024 7:50 AM	02:00	7.05 pH	55.00 °F	584.66 µS/cm	0.04 mg/L	1,395.7 NTU	-100.9 mV	8.49 ft	250.00 ml/min
3/5/2024 7:51 AM	03:00	7.05 pH	55.01 °F	584.45 µS/cm	0.01 mg/L	932.50 NTU	-102.3 mV	8.49 ft	250.00 ml/min
3/5/2024 7:52 AM	04:00	7.05 pH	55.05 °F	584.28 µS/cm	0.01 mg/L	761.81 NTU	-103.7 mV	8.49 ft	250.00 ml/min
3/5/2024 7:53 AM	05:00	7.05 pH	54.93 °F	584.55 µS/cm	0.00 mg/L	549.26 NTU	-104.4 mV	8.49 ft	250.00 ml/min
3/5/2024 7:54 AM	06:00	7.04 pH	55.01 °F	584.80 µS/cm	0.00 mg/L	369.25 NTU	-104.9 mV	8.49 ft	250.00 ml/min
3/5/2024 7:55 AM	07:00	7.04 pH	55.14 °F	584.84 µS/cm	0.00 mg/L	235.78 NTU	-104.9 mV	8.49 ft	250.00 ml/min
3/5/2024 7:56 AM	08:00	7.04 pH	55.05 °F	584.90 µS/cm	0.00 mg/L	177.09 NTU	-105.1 mV	8.49 ft	250.00 ml/min
3/5/2024 7:57 AM	09:00	7.04 pH	55.05 °F	584.82 µS/cm	0.00 mg/L	129.78 NTU	-105.7 mV	8.49 ft	250.00 ml/min
3/5/2024 7:58 AM	10:00	7.04 pH	55.06 °F	584.96 µS/cm	0.00 mg/L	88.26 NTU	-106.0 mV	8.49 ft	250.00 ml/min
3/5/2024 7:59 AM	11:00	7.04 pH	55.21 °F	584.99 µS/cm	0.00 mg/L	66.60 NTU	-106.5 mV	8.49 ft	250.00 ml/min
3/5/2024 8:00 AM	12:00	7.04 pH	55.08 °F	584.21 µS/cm	0.00 mg/L	58.26 NTU	-106.7 mV	8.49 ft	250.00 ml/min
3/5/2024 8:01 AM	13:00	7.04 pH	54.96 °F	584.16 µS/cm	0.00 mg/L	47.23 NTU	-106.9 mV	8.49 ft	250.00 ml/min
3/5/2024 8:02 AM	14:00	7.25 pH	55.04 °F	1.08 µS/cm	3.92 mg/L	0.00 NTU	-89.1 mV	8.49 ft	250.00 ml/min

3/5/2024 8:03 AM	15:00	7.05 pH	54.95 °F	585.15 µS/cm	1.38 mg/L	42.15 NTU	-87.1 mV	8.49 ft	250.00 ml/min
3/5/2024 8:04 AM	16:00	7.04 pH	55.20 °F	585.14 µS/cm	0.14 mg/L	72.30 NTU	-94.8 mV	8.49 ft	250.00 ml/min
3/5/2024 8:05 AM	17:00	7.04 pH	55.14 °F	584.43 µS/cm	0.00 mg/L	58.50 NTU	-98.1 mV	8.49 ft	250.00 ml/min
3/5/2024 8:06 AM	18:00	7.04 pH	55.08 °F	584.79 µS/cm	0.00 mg/L	71.72 NTU	-100.3 mV	8.49 ft	250.00 ml/min
3/5/2024 8:07 AM	19:00	7.04 pH	55.32 °F	585.54 µS/cm	0.00 mg/L	45.78 NTU	-102.3 mV	8.49 ft	250.00 ml/min
3/5/2024 8:08 AM	20:00	7.04 pH	54.90 °F	583.68 µS/cm	0.00 mg/L	46.30 NTU	-103.2 mV	8.49 ft	250.00 ml/min

Samples

Sample ID:	Description:

Created using VuSitu from In-Situ, Inc.

APPENDIX D

1Q2023 LABORATORY ANALYTICAL REPORTS

Pace Analytical Services, LLC
7726 Moller Road
Indianapolis, IN 46268
(317)228-3100

March 12, 2024

Mr. James Cody
Patriot Engineering
6150 E 75th St
Indianapolis, IN 46250

RE: Project: Houghland Canning
Pace Project No.: 50367374

Dear Mr. Cody:

Enclosed are the analytical results for sample(s) received by the laboratory on March 05, 2024. The results relate only to the samples included in this report. Results reported herein conform to the applicable TNI/NELAC Standards and the laboratory's Quality Manual, where applicable, unless otherwise noted in the body of the report.

The test results provided in this final report were generated by each of the following laboratories within the Pace Network:

- Pace Analytical Services - Indianapolis

If you have any questions concerning this report, please feel free to contact me.

Sincerely,

Tina Sayer

Tina Sayer
tina.sayer@pacelabs.com
(317)228-3127
Project Manager

Enclosures

This report shall not be reproduced, except in full,
without the written consent of Pace Analytical Services, LLC.

Pace Analytical Services, LLC
7726 Moller Road
Indianapolis, IN 46268
(317)228-3100

CERTIFICATIONS

Project: Houghland Canning
Pace Project No.: 50367374

Pace Analytical Services Indianapolis
7726 Moller Road, Indianapolis, IN 46268
Illinois Accreditation #: 200074
Indiana Drinking Water Laboratory #: C-49-06
Kansas/TNI Certification #: E-10177
Kentucky UST Agency Interest #: 80226
Kentucky WW Laboratory ID #: 98019
Michigan Drinking Water Laboratory #9050
Ohio VAP Certified Laboratory #: CL0065
Oklahoma Laboratory #: 9204
Texas Certification #: T104704355
Washington Dept of Ecology #: C1081
Wisconsin Laboratory #: 999788130
USDA Foreign Soil Permit #: 525-23-13-23119
USDA Compliance Agreement #: IN-SL-22-001

REPORT OF LABORATORY ANALYSIS

This report shall not be reproduced, except in full,
without the written consent of Pace Analytical Services, LLC.

Pace Analytical Services, LLC
7726 Moller Road
Indianapolis, IN 46268
(317)228-3100

SAMPLE SUMMARY

Project: Houghland Canning
Pace Project No.: 50367374

Lab ID	Sample ID	Matrix	Date Collected	Date Received
50367374001	**MW-23**	Water	03/01/24 09:19	03/05/24 13:30
50367374002	**MW-30**	Water	03/01/24 10:03	03/05/24 13:30
50367374003	**MW-11**	Water	03/01/24 10:39	03/05/24 13:30
50367374004	**MW-39**	Water	03/01/24 12:39	03/05/24 13:30
50367374005	**MW-22**	Water	03/01/24 11:22	03/05/24 13:30
50367374006	**MW-22D**	Water	03/01/24 11:51	03/05/24 13:30
50367374007	**MW-24**	Water	03/01/24 13:48	03/05/24 13:30
50367374008	**MW-26**	Water	03/01/24 14:21	03/05/24 13:30
50367374009	**MW-37**	Water	03/01/24 13:13	03/05/24 13:30
50367374010	**MW-32**	Water	03/01/24 15:00	03/05/24 13:30
50367374011	**MW-42D**	Water	03/04/24 08:57	03/05/24 13:30
50367374012	**MW-42**	Water	03/04/24 09:30	03/05/24 13:30
50367374013	**MW-29D**	Water	03/04/24 10:02	03/05/24 13:30
50367374014	**MW-29**	Water	03/04/24 10:38	03/05/24 13:30
50367374015	**MW-41**	Water	03/04/24 11:19	03/05/24 13:30
50367374016	**MW-41D**	Water	03/05/24 07:28	03/05/24 13:30
50367374017	**MW-12**	Water	03/04/24 07:43	03/05/24 13:30
50367374018	**MW-12D**	Water	03/04/24 08:15	03/05/24 13:30
50367374019	**MW-33D**	Water	03/05/24 08:15	03/05/24 13:30
50367374020	**MW-33**	Water	03/05/24 08:42	03/05/24 13:30
50367374021	**MW-36**	Water	03/05/24 09:43	03/05/24 13:30
50367374022	**MW-14D**	Water	03/05/24 11:15	03/05/24 13:30
50367374023	**MW-14**	Water	03/05/24 11:40	03/05/24 13:30
50367374024	**DUP-1**	Water	03/01/24 08:00	03/05/24 13:30
50367374025	**DUP-2**	Water	03/01/24 08:00	03/05/24 13:30
50367374026	**Trip Blank**	Water	03/01/24 08:00	03/05/24 13:30

This report shall not be reproduced, except in full,
without the written consent of Pace Analytical Services, LLC.

Pace Analytical Services, LLC
7726 Moller Road
Indianapolis, IN 46268
(317)228-3100

SAMPLE ANALYTE COUNT

Project: Houghland Canning
Pace Project No.: 50367374

Lab ID	Sample ID	Method	Analysts	Analytes Reported	Laboratory
50367374001	**MW-23**	EPA 5030/8260	TMW	75	PASI-I
50367374002	**MW-30**	EPA 5030/8260	TMW	75	PASI-I
50367374003	**MW-11**	EPA 5030/8260	TMW	75	PASI-I
50367374004	**MW-39**	EPA 5030/8260	TMW	75	PASI-I
50367374005	**MW-22**	EPA 5030/8260	TMW	75	PASI-I
50367374006	**MW-22D**	EPA 5030/8260	TMW	75	PASI-I
50367374007	**MW-24**	EPA 5030/8260	TMW	75	PASI-I
50367374008	**MW-26**	EPA 5030/8260	TMW	75	PASI-I
50367374009	**MW-37**	EPA 5030/8260	TMW	75	PASI-I
50367374010	**MW-32**	EPA 5030/8260	TMW	75	PASI-I
50367374011	**MW-42D**	EPA 5030/8260	TMW	75	PASI-I
50367374012	**MW-42**	EPA 5030/8260	TMW	75	PASI-I
50367374013	**MW-29D**	EPA 5030/8260	TMW	75	PASI-I
50367374014	**MW-29**	EPA 5030/8260	TMW	75	PASI-I
50367374015	**MW-41**	EPA 5030/8260	TMW	75	PASI-I
50367374016	**MW-41D**	EPA 5030/8260	TMW	75	PASI-I
50367374017	**MW-12**	EPA 5030/8260	TMW	75	PASI-I
50367374018	**MW-12D**	EPA 5030/8260	TMW	75	PASI-I
50367374019	**MW-33D**	EPA 5030/8260	TMW	75	PASI-I
50367374020	**MW-33**	EPA 5030/8260	TMW	75	PASI-I
50367374021	**MW-36**	EPA 5030/8260	TMW	75	PASI-I
50367374022	**MW-14D**	EPA 5030/8260	TMW	75	PASI-I
50367374023	**MW-14**	EPA 5030/8260	TMW	75	PASI-I
50367374024	**DUP-1**	EPA 5030/8260	TMW	75	PASI-I
50367374025	**DUP-2**	EPA 5030/8260	TMW	75	PASI-I
50367374026	**Trip Blank**	EPA 5030/8260	TMW	75	PASI-I

PASI-I = Pace Analytical Services - Indianapolis

REPORT OF LABORATORY ANALYSIS

This report shall not be reproduced, except in full,
without the written consent of Pace Analytical Services, LLC.

Pace Analytical Services, LLC
7726 Moller Road
Indianapolis, IN 46268
(317)228-3100

SUMMARY OF DETECTION

Project: Houghland Canning
Pace Project No.: 50367374

Lab Sample ID / Method	Client Sample ID / Parameters	Result	Units	Report Limit	Analyzed	Qualifiers
50367374002	**MW-30**					
EPA 5030/8260	cis-1,2-Dichloroethene	44.8	ug/L	5.0	03/06/24 20:37	
EPA 5030/8260	Vinyl chloride	15.8	ug/L	2.0	03/06/24 20:37	
50367374003	**MW-11**					
EPA 5030/8260	cis-1,2-Dichloroethene	72.4	ug/L	5.0	03/06/24 21:08	
EPA 5030/8260	Vinyl chloride	7.5	ug/L	2.0	03/06/24 21:08	
50367374004	**MW-39**					
EPA 5030/8260	Tetrachloroethene	18.3	ug/L	5.0	03/06/24 21:39	
EPA 5030/8260	Trichloroethene	26.4	ug/L	5.0	03/06/24 21:39	
50367374005	**MW-22**					
EPA 5030/8260	cis-1,2-Dichloroethene	79.0	ug/L	5.0	03/06/24 22:09	
EPA 5030/8260	Trichloroethene	25.9	ug/L	5.0	03/06/24 22:09	
EPA 5030/8260	Vinyl chloride	19.4	ug/L	2.0	03/06/24 22:09	
50367374006	**MW-22D**					
EPA 5030/8260	cis-1,2-Dichloroethene	18.3	ug/L	5.0	03/06/24 22:40	
EPA 5030/8260	Tetrachloroethene	7.7	ug/L	5.0	03/06/24 22:40	
EPA 5030/8260	Trichloroethene	22.5	ug/L	5.0	03/06/24 22:40	
EPA 5030/8260	Vinyl chloride	10.4	ug/L	2.0	03/06/24 22:40	
50367374007	**MW-24**					
EPA 5030/8260	Tetrachloroethene	13.7	ug/L	5.0	03/06/24 23:11	
50367374008	**MW-26**					
EPA 5030/8260	Tetrachloroethene	13.0	ug/L	5.0	03/06/24 23:42	
EPA 5030/8260	Trichloroethene	22.1	ug/L	5.0	03/06/24 23:42	
50367374009	**MW-37**					
EPA 5030/8260	Tetrachloroethene	21.2	ug/L	5.0	03/07/24 03:49	
EPA 5030/8260	Trichloroethene	12.7	ug/L	5.0	03/07/24 03:49	
50367374010	**MW-32**					
EPA 5030/8260	Tetrachloroethene	5.5	ug/L	5.0	03/07/24 04:20	
50367374011	**MW-42D**					
EPA 5030/8260	cis-1,2-Dichloroethene	352	ug/L	50.0	03/07/24 05:22	
EPA 5030/8260	trans-1,2-Dichloroethene	22.5	ug/L	5.0	03/07/24 04:51	
EPA 5030/8260	Trichloroethene	71.1	ug/L	5.0	03/07/24 04:51	
EPA 5030/8260	Vinyl chloride	3.1	ug/L	2.0	03/07/24 04:51	
50367374012	**MW-42**					
EPA 5030/8260	Trichloroethene	178	ug/L	5.0	03/07/24 05:53	
50367374013	**MW-29D**					
EPA 5030/8260	cis-1,2-Dichloroethene	86.3	ug/L	5.0	03/07/24 06:24	
EPA 5030/8260	Tetrachloroethene	11.6	ug/L	5.0	03/07/24 06:24	
EPA 5030/8260	Trichloroethene	93.9	ug/L	5.0	03/07/24 06:24	
EPA 5030/8260	Vinyl chloride	28.0	ug/L	2.0	03/07/24 06:24	

REPORT OF LABORATORY ANALYSIS

This report shall not be reproduced, except in full,
without the written consent of Pace Analytical Services, LLC.

Pace Analytical Services, LLC
7726 Moller Road
Indianapolis, IN 46268
(317)228-3100

SUMMARY OF DETECTION

Project: Houghland Canning
Pace Project No.: 50367374

Lab Sample ID / Method	Client Sample ID / Parameters	Result	Units	Report Limit	Analyzed	Qualifiers
50367374014	**MW-29**					
EPA 5030/8260	cis-1,2-Dichloroethene	62.1	ug/L	5.0	03/07/24 06:55	
EPA 5030/8260	Vinyl chloride	29.6	ug/L	2.0	03/07/24 06:55	
50367374015	**MW-41**					
EPA 5030/8260	cis-1,2-Dichloroethene	64.6	ug/L	5.0	03/07/24 07:28	
EPA 5030/8260	Trichloroethene	88.9	ug/L	5.0	03/07/24 07:28	
EPA 5030/8260	Vinyl chloride	24.7	ug/L	2.0	03/07/24 07:28	
50367374016	**MW-41D**					
EPA 5030/8260	cis-1,2-Dichloroethene	243	ug/L	5.0	03/07/24 08:01	
EPA 5030/8260	Vinyl chloride	78.9	ug/L	2.0	03/07/24 08:01	
50367374018	**MW-12D**					
EPA 5030/8260	Trichloroethene	54.8	ug/L	5.0	03/07/24 03:34	
EPA 5030/8260	Vinyl chloride	6.1	ug/L	2.0	03/07/24 03:34	
50367374019	**MW-33D**					
EPA 5030/8260	cis-1,2-Dichloroethene	8.9	ug/L	5.0	03/07/24 04:04	
EPA 5030/8260	Tetrachloroethene	31.6	ug/L	5.0	03/07/24 04:04	
EPA 5030/8260	Trichloroethene	100	ug/L	5.0	03/07/24 04:04	
50367374020	**MW-33**					
EPA 5030/8260	cis-1,2-Dichloroethene	5.0	ug/L	5.0	03/07/24 04:35	
EPA 5030/8260	Tetrachloroethene	27.0	ug/L	5.0	03/07/24 04:35	
EPA 5030/8260	Trichloroethene	35.7	ug/L	5.0	03/07/24 04:35	
50367374021	**MW-36**					
EPA 5030/8260	Tetrachloroethene	12.0	ug/L	5.0	03/07/24 05:07	
EPA 5030/8260	Trichloroethene	8.7	ug/L	5.0	03/07/24 05:07	
50367374022	**MW-14D**					
EPA 5030/8260	cis-1,2-Dichloroethene	78.8	ug/L	5.0	03/07/24 05:38	
EPA 5030/8260	Trichloroethene	372	ug/L	50.0	03/07/24 06:09	
EPA 5030/8260	Vinyl chloride	2.8	ug/L	2.0	03/07/24 05:38	
50367374024	**DUP-1**					
EPA 5030/8260	cis-1,2-Dichloroethene	19.8	ug/L	5.0	03/07/24 06:40	
EPA 5030/8260	Tetrachloroethene	9.2	ug/L	5.0	03/07/24 06:40	
EPA 5030/8260	Trichloroethene	26.1	ug/L	5.0	03/07/24 06:40	
EPA 5030/8260	Vinyl chloride	10.5	ug/L	2.0	03/07/24 06:40	
50367374025	**DUP-2**					
EPA 5030/8260	Tetrachloroethene	21.7	ug/L	5.0	03/07/24 07:11	
EPA 5030/8260	Trichloroethene	11.4	ug/L	5.0	03/07/24 07:11	

This report shall not be reproduced, except in full,
without the written consent of Pace Analytical Services, LLC.

Pace Analytical Services, LLC
7726 Moller Road
Indianapolis, IN 46268
(317)228-3100

ANALYTICAL RESULTS

Project: Houghland Canning
Pace Project No.: 50367374

Sample: MW-23 **Lab ID: 50367374001** Collected: 03/01/24 09:19 Received: 03/05/24 13:30 Matrix: Water

Parameters	Results	Units	Report Limit	DF	Prepared	Analyzed	CAS No.	Qual
8260 MSV Indiana	Analytical Method: EPA 5030/8260 Pace Analytical Services - Indianapolis							
Acetone	ND	ug/L	100	1		03/06/24 19:04	67-64-1	
Acrolein	ND	ug/L	50.0	1		03/06/24 19:04	107-02-8	
Acrylonitrile	ND	ug/L	100	1		03/06/24 19:04	107-13-1	
Benzene	ND	ug/L	5.0	1		03/06/24 19:04	71-43-2	
Bromobenzene	ND	ug/L	5.0	1		03/06/24 19:04	108-86-1	
Bromochloromethane	ND	ug/L	5.0	1		03/06/24 19:04	74-97-5	
Bromodichloromethane	ND	ug/L	5.0	1		03/06/24 19:04	75-27-4	
Bromoform	ND	ug/L	5.0	1		03/06/24 19:04	75-25-2	
Bromomethane	ND	ug/L	5.0	1		03/06/24 19:04	74-83-9	
2-Butanone (MEK)	ND	ug/L	25.0	1		03/06/24 19:04	78-93-3	
n-Butylbenzene	ND	ug/L	5.0	1		03/06/24 19:04	104-51-8	
sec-Butylbenzene	ND	ug/L	5.0	1		03/06/24 19:04	135-98-8	
tert-Butylbenzene	ND	ug/L	5.0	1		03/06/24 19:04	98-06-6	
Carbon disulfide	ND	ug/L	10.0	1		03/06/24 19:04	75-15-0	
Carbon tetrachloride	ND	ug/L	5.0	1		03/06/24 19:04	56-23-5	
Chlorobenzene	ND	ug/L	5.0	1		03/06/24 19:04	108-90-7	
Chloroethane	ND	ug/L	5.0	1		03/06/24 19:04	75-00-3	
Chloroform	ND	ug/L	5.0	1		03/06/24 19:04	67-66-3	
Chloromethane	ND	ug/L	5.0	1		03/06/24 19:04	74-87-3	
2-Chlorotoluene	ND	ug/L	5.0	1		03/06/24 19:04	95-49-8	
4-Chlorotoluene	ND	ug/L	5.0	1		03/06/24 19:04	106-43-4	
Dibromochloromethane	ND	ug/L	5.0	1		03/06/24 19:04	124-48-1	
1,2-Dibromoethane (EDB)	ND	ug/L	5.0	1		03/06/24 19:04	106-93-4	
Dibromomethane	ND	ug/L	5.0	1		03/06/24 19:04	74-95-3	
1,2-Dichlorobenzene	ND	ug/L	5.0	1		03/06/24 19:04	95-50-1	
1,3-Dichlorobenzene	ND	ug/L	5.0	1		03/06/24 19:04	541-73-1	
1,4-Dichlorobenzene	ND	ug/L	5.0	1		03/06/24 19:04	106-46-7	
trans-1,4-Dichloro-2-butene	ND	ug/L	100	1		03/06/24 19:04	110-57-6	
Dichlorodifluoromethane	ND	ug/L	5.0	1		03/06/24 19:04	75-71-8	
1,1-Dichloroethane	ND	ug/L	5.0	1		03/06/24 19:04	75-34-3	
1,2-Dichloroethane	ND	ug/L	5.0	1		03/06/24 19:04	107-06-2	
1,1-Dichloroethene	ND	ug/L	5.0	1		03/06/24 19:04	75-35-4	
cis-1,2-Dichloroethene	ND	ug/L	5.0	1		03/06/24 19:04	156-59-2	
trans-1,2-Dichloroethene	ND	ug/L	5.0	1		03/06/24 19:04	156-60-5	
1,2-Dichloropropane	ND	ug/L	5.0	1		03/06/24 19:04	78-87-5	
1,3-Dichloropropane	ND	ug/L	5.0	1		03/06/24 19:04	142-28-9	
2,2-Dichloropropane	ND	ug/L	5.0	1		03/06/24 19:04	594-20-7	
1,1-Dichloropropene	ND	ug/L	5.0	1		03/06/24 19:04	563-58-6	
cis-1,3-Dichloropropene	ND	ug/L	5.0	1		03/06/24 19:04	10061-01-5	
trans-1,3-Dichloropropene	ND	ug/L	5.0	1		03/06/24 19:04	10061-02-6	
Ethylbenzene	ND	ug/L	5.0	1		03/06/24 19:04	100-41-4	
Ethyl methacrylate	ND	ug/L	100	1		03/06/24 19:04	97-63-2	
Hexachloro-1,3-butadiene	ND	ug/L	5.0	1		03/06/24 19:04	87-68-3	
n-Hexane	ND	ug/L	5.0	1		03/06/24 19:04	110-54-3	
2-Hexanone	ND	ug/L	25.0	1		03/06/24 19:04	591-78-6	
Iodomethane	ND	ug/L	10.0	1		03/06/24 19:04	74-88-4	

REPORT OF LABORATORY ANALYSIS

This report shall not be reproduced, except in full,
without the written consent of Pace Analytical Services, LLC.

Pace Analytical Services, LLC
7726 Moller Road
Indianapolis, IN 46268
(317)228-3100

ANALYTICAL RESULTS

Project: Houghland Canning
Pace Project No.: 50367374

Sample: MW-23 **Lab ID: 50367374001** Collected: 03/01/24 09:19 Received: 03/05/24 13:30 Matrix: Water

Parameters	Results	Units	Report Limit	DF	Prepared	Analyzed	CAS No.	Qual
8260 MSV Indiana	Analytical Method: EPA 5030/8260 Pace Analytical Services - Indianapolis							
Isopropylbenzene (Cumene)	ND	ug/L	5.0	1		03/06/24 19:04	98-82-8	
p-Isopropyltoluene	ND	ug/L	5.0	1		03/06/24 19:04	99-87-6	
Methylene Chloride	ND	ug/L	5.0	1		03/06/24 19:04	75-09-2	
1-Methylnaphthalene	ND	ug/L	10.0	1		03/06/24 19:04	90-12-0	
2-Methylnaphthalene	ND	ug/L	10.0	1		03/06/24 19:04	91-57-6	
4-Methyl-2-pentanone (MIBK)	ND	ug/L	25.0	1		03/06/24 19:04	108-10-1	
Methyl-tert-butyl ether	ND	ug/L	4.0	1		03/06/24 19:04	1634-04-4	
Naphthalene	ND	ug/L	1.2	1		03/06/24 19:04	91-20-3	
n-Propylbenzene	ND	ug/L	5.0	1		03/06/24 19:04	103-65-1	
Styrene	ND	ug/L	5.0	1		03/06/24 19:04	100-42-5	
1,1,1,2-Tetrachloroethane	ND	ug/L	5.0	1		03/06/24 19:04	630-20-6	
1,1,2,2-Tetrachloroethane	ND	ug/L	5.0	1		03/06/24 19:04	79-34-5	
Tetrachloroethene	ND	ug/L	5.0	1		03/06/24 19:04	127-18-4	
Toluene	ND	ug/L	5.0	1		03/06/24 19:04	108-88-3	
1,2,3-Trichlorobenzene	ND	ug/L	5.0	1		03/06/24 19:04	87-61-6	
1,2,4-Trichlorobenzene	ND	ug/L	5.0	1		03/06/24 19:04	120-82-1	
1,1,1-Trichloroethane	ND	ug/L	5.0	1		03/06/24 19:04	71-55-6	
1,1,2-Trichloroethane	ND	ug/L	5.0	1		03/06/24 19:04	79-00-5	
Trichloroethene	ND	ug/L	5.0	1		03/06/24 19:04	79-01-6	
Trichlorofluoromethane	ND	ug/L	5.0	1		03/06/24 19:04	75-69-4	
1,2,3-Trichloropropane	ND	ug/L	5.0	1		03/06/24 19:04	96-18-4	
1,2,4-Trimethylbenzene	ND	ug/L	5.0	1		03/06/24 19:04	95-63-6	
1,3,5-Trimethylbenzene	ND	ug/L	5.0	1		03/06/24 19:04	108-67-8	
Vinyl acetate	ND	ug/L	50.0	1		03/06/24 19:04	108-05-4	
Vinyl chloride	ND	ug/L	2.0	1		03/06/24 19:04	75-01-4	
Xylene (Total)	ND	ug/L	10.0	1		03/06/24 19:04	1330-20-7	
Surrogates								
Dibromofluoromethane (S)	102	%.	82-128	1		03/06/24 19:04	1868-53-7	
4-Bromofluorobenzene (S)	102	%.	79-124	1		03/06/24 19:04	460-00-4	
Toluene-d8 (S)	99	%.	73-122	1		03/06/24 19:04	2037-26-5	

REPORT OF LABORATORY ANALYSIS

This report shall not be reproduced, except in full,
without the written consent of Pace Analytical Services, LLC.

Pace Analytical Services, LLC
7726 Moller Road
Indianapolis, IN 46268
(317)228-3100

ANALYTICAL RESULTS

Project: Houghland Canning
Pace Project No.: 50367374

Sample: MW-30 **Lab ID: 50367374002** Collected: 03/01/24 10:03 Received: 03/05/24 13:30 Matrix: Water

Parameters	Results	Units	Report Limit	DF	Prepared	Analyzed	CAS No.	Qual
8260 MSV Indiana	Analytical Method: EPA 5030/8260 Pace Analytical Services - Indianapolis							
Acetone	ND	ug/L	100	1		03/06/24 20:37	67-64-1	
Acrolein	ND	ug/L	50.0	1		03/06/24 20:37	107-02-8	
Acrylonitrile	ND	ug/L	100	1		03/06/24 20:37	107-13-1	
Benzene	ND	ug/L	5.0	1		03/06/24 20:37	71-43-2	
Bromobenzene	ND	ug/L	5.0	1		03/06/24 20:37	108-86-1	
Bromochloromethane	ND	ug/L	5.0	1		03/06/24 20:37	74-97-5	
Bromodichloromethane	ND	ug/L	5.0	1		03/06/24 20:37	75-27-4	
Bromoform	ND	ug/L	5.0	1		03/06/24 20:37	75-25-2	
Bromomethane	ND	ug/L	5.0	1		03/06/24 20:37	74-83-9	
2-Butanone (MEK)	ND	ug/L	25.0	1		03/06/24 20:37	78-93-3	
n-Butylbenzene	ND	ug/L	5.0	1		03/06/24 20:37	104-51-8	
sec-Butylbenzene	ND	ug/L	5.0	1		03/06/24 20:37	135-98-8	
tert-Butylbenzene	ND	ug/L	5.0	1		03/06/24 20:37	98-06-6	
Carbon disulfide	ND	ug/L	10.0	1		03/06/24 20:37	75-15-0	
Carbon tetrachloride	ND	ug/L	5.0	1		03/06/24 20:37	56-23-5	
Chlorobenzene	ND	ug/L	5.0	1		03/06/24 20:37	108-90-7	
Chloroethane	ND	ug/L	5.0	1		03/06/24 20:37	75-00-3	
Chloroform	ND	ug/L	5.0	1		03/06/24 20:37	67-66-3	
Chloromethane	ND	ug/L	5.0	1		03/06/24 20:37	74-87-3	
2-Chlorotoluene	ND	ug/L	5.0	1		03/06/24 20:37	95-49-8	
4-Chlorotoluene	ND	ug/L	5.0	1		03/06/24 20:37	106-43-4	
Dibromochloromethane	ND	ug/L	5.0	1		03/06/24 20:37	124-48-1	
1,2-Dibromoethane (EDB)	ND	ug/L	5.0	1		03/06/24 20:37	106-93-4	
Dibromomethane	ND	ug/L	5.0	1		03/06/24 20:37	74-95-3	
1,2-Dichlorobenzene	ND	ug/L	5.0	1		03/06/24 20:37	95-50-1	
1,3-Dichlorobenzene	ND	ug/L	5.0	1		03/06/24 20:37	541-73-1	
1,4-Dichlorobenzene	ND	ug/L	5.0	1		03/06/24 20:37	106-46-7	
trans-1,4-Dichloro-2-butene	ND	ug/L	100	1		03/06/24 20:37	110-57-6	
Dichlorodifluoromethane	ND	ug/L	5.0	1		03/06/24 20:37	75-71-8	
1,1-Dichloroethane	ND	ug/L	5.0	1		03/06/24 20:37	75-34-3	
1,2-Dichloroethane	ND	ug/L	5.0	1		03/06/24 20:37	107-06-2	
1,1-Dichloroethene	ND	ug/L	5.0	1		03/06/24 20:37	75-35-4	
cis-1,2-Dichloroethene	**44.8**	ug/L	5.0	1		03/06/24 20:37	156-59-2	
trans-1,2-Dichloroethene	ND	ug/L	5.0	1		03/06/24 20:37	156-60-5	
1,2-Dichloropropane	ND	ug/L	5.0	1		03/06/24 20:37	78-87-5	
1,3-Dichloropropane	ND	ug/L	5.0	1		03/06/24 20:37	142-28-9	
2,2-Dichloropropane	ND	ug/L	5.0	1		03/06/24 20:37	594-20-7	
1,1-Dichloropropene	ND	ug/L	5.0	1		03/06/24 20:37	563-58-6	
cis-1,3-Dichloropropene	ND	ug/L	5.0	1		03/06/24 20:37	10061-01-5	
trans-1,3-Dichloropropene	ND	ug/L	5.0	1		03/06/24 20:37	10061-02-6	
Ethylbenzene	ND	ug/L	5.0	1		03/06/24 20:37	100-41-4	
Ethyl methacrylate	ND	ug/L	100	1		03/06/24 20:37	97-63-2	
Hexachloro-1,3-butadiene	ND	ug/L	5.0	1		03/06/24 20:37	87-68-3	
n-Hexane	ND	ug/L	5.0	1		03/06/24 20:37	110-54-3	
2-Hexanone	ND	ug/L	25.0	1		03/06/24 20:37	591-78-6	
Iodomethane	ND	ug/L	10.0	1		03/06/24 20:37	74-88-4	

REPORT OF LABORATORY ANALYSIS

This report shall not be reproduced, except in full,
without the written consent of Pace Analytical Services, LLC.

Pace Analytical Services, LLC
7726 Moller Road
Indianapolis, IN 46268
(317)228-3100

ANALYTICAL RESULTS

Project: Houghland Canning
Pace Project No.: 50367374

Sample: MW-30 **Lab ID: 50367374002** Collected: 03/01/24 10:03 Received: 03/05/24 13:30 Matrix: Water

Parameters	Results	Units	Report Limit	DF	Prepared	Analyzed	CAS No.	Qual
8260 MSV Indiana	Analytical Method: EPA 5030/8260 Pace Analytical Services - Indianapolis							
Isopropylbenzene (Cumene)	ND	ug/L	5.0	1		03/06/24 20:37	98-82-8	
p-Isopropyltoluene	ND	ug/L	5.0	1		03/06/24 20:37	99-87-6	
Methylene Chloride	ND	ug/L	5.0	1		03/06/24 20:37	75-09-2	
1-Methylnaphthalene	ND	ug/L	10.0	1		03/06/24 20:37	90-12-0	
2-Methylnaphthalene	ND	ug/L	10.0	1		03/06/24 20:37	91-57-6	
4-Methyl-2-pentanone (MIBK)	ND	ug/L	25.0	1		03/06/24 20:37	108-10-1	
Methyl-tert-butyl ether	ND	ug/L	4.0	1		03/06/24 20:37	1634-04-4	
Naphthalene	ND	ug/L	1.2	1		03/06/24 20:37	91-20-3	
n-Propylbenzene	ND	ug/L	5.0	1		03/06/24 20:37	103-65-1	
Styrene	ND	ug/L	5.0	1		03/06/24 20:37	100-42-5	
1,1,1,2-Tetrachloroethane	ND	ug/L	5.0	1		03/06/24 20:37	630-20-6	
1,1,2,2-Tetrachloroethane	ND	ug/L	5.0	1		03/06/24 20:37	79-34-5	
Tetrachloroethene	ND	ug/L	5.0	1		03/06/24 20:37	127-18-4	
Toluene	ND	ug/L	5.0	1		03/06/24 20:37	108-88-3	
1,2,3-Trichlorobenzene	ND	ug/L	5.0	1		03/06/24 20:37	87-61-6	
1,2,4-Trichlorobenzene	ND	ug/L	5.0	1		03/06/24 20:37	120-82-1	
1,1,1-Trichloroethane	ND	ug/L	5.0	1		03/06/24 20:37	71-55-6	
1,1,2-Trichloroethane	ND	ug/L	5.0	1		03/06/24 20:37	79-00-5	
Trichloroethene	ND	ug/L	5.0	1		03/06/24 20:37	79-01-6	
Trichlorofluoromethane	ND	ug/L	5.0	1		03/06/24 20:37	75-69-4	
1,2,3-Trichloropropane	ND	ug/L	5.0	1		03/06/24 20:37	96-18-4	
1,2,4-Trimethylbenzene	ND	ug/L	5.0	1		03/06/24 20:37	95-63-6	
1,3,5-Trimethylbenzene	ND	ug/L	5.0	1		03/06/24 20:37	108-67-8	
Vinyl acetate	ND	ug/L	50.0	1		03/06/24 20:37	108-05-4	
Vinyl chloride	**15.8**	ug/L	2.0	1		03/06/24 20:37	75-01-4	
Xylene (Total)	ND	ug/L	10.0	1		03/06/24 20:37	1330-20-7	
Surrogates								
Dibromofluoromethane (S)	101	%.	82-128	1		03/06/24 20:37	1868-53-7	
4-Bromofluorobenzene (S)	101	%.	79-124	1		03/06/24 20:37	460-00-4	
Toluene-d8 (S)	100	%.	73-122	1		03/06/24 20:37	2037-26-5	

REPORT OF LABORATORY ANALYSIS

This report shall not be reproduced, except in full,
without the written consent of Pace Analytical Services, LLC.

Pace Analytical Services, LLC
7726 Moller Road
Indianapolis, IN 46268
(317)228-3100

ANALYTICAL RESULTS

Project: Houghland Canning
Pace Project No.: 50367374

Sample: MW-11 **Lab ID: 50367374003** Collected: 03/01/24 10:39 Received: 03/05/24 13:30 Matrix: Water

Parameters	Results	Units	Report Limit	DF	Prepared	Analyzed	CAS No.	Qual
8260 MSV Indiana	Analytical Method: EPA 5030/8260 Pace Analytical Services - Indianapolis							
Acetone	ND	ug/L	100	1		03/06/24 21:08	67-64-1	
Acrolein	ND	ug/L	50.0	1		03/06/24 21:08	107-02-8	
Acrylonitrile	ND	ug/L	100	1		03/06/24 21:08	107-13-1	
Benzene	ND	ug/L	5.0	1		03/06/24 21:08	71-43-2	
Bromobenzene	ND	ug/L	5.0	1		03/06/24 21:08	108-86-1	
Bromochloromethane	ND	ug/L	5.0	1		03/06/24 21:08	74-97-5	
Bromodichloromethane	ND	ug/L	5.0	1		03/06/24 21:08	75-27-4	
Bromoform	ND	ug/L	5.0	1		03/06/24 21:08	75-25-2	
Bromomethane	ND	ug/L	5.0	1		03/06/24 21:08	74-83-9	
2-Butanone (MEK)	ND	ug/L	25.0	1		03/06/24 21:08	78-93-3	
n-Butylbenzene	ND	ug/L	5.0	1		03/06/24 21:08	104-51-8	
sec-Butylbenzene	ND	ug/L	5.0	1		03/06/24 21:08	135-98-8	
tert-Butylbenzene	ND	ug/L	5.0	1		03/06/24 21:08	98-06-6	
Carbon disulfide	ND	ug/L	10.0	1		03/06/24 21:08	75-15-0	
Carbon tetrachloride	ND	ug/L	5.0	1		03/06/24 21:08	56-23-5	
Chlorobenzene	ND	ug/L	5.0	1		03/06/24 21:08	108-90-7	
Chloroethane	ND	ug/L	5.0	1		03/06/24 21:08	75-00-3	
Chloroform	ND	ug/L	5.0	1		03/06/24 21:08	67-66-3	
Chloromethane	ND	ug/L	5.0	1		03/06/24 21:08	74-87-3	
2-Chlorotoluene	ND	ug/L	5.0	1		03/06/24 21:08	95-49-8	
4-Chlorotoluene	ND	ug/L	5.0	1		03/06/24 21:08	106-43-4	
Dibromochloromethane	ND	ug/L	5.0	1		03/06/24 21:08	124-48-1	
1,2-Dibromoethane (EDB)	ND	ug/L	5.0	1		03/06/24 21:08	106-93-4	
Dibromomethane	ND	ug/L	5.0	1		03/06/24 21:08	74-95-3	
1,2-Dichlorobenzene	ND	ug/L	5.0	1		03/06/24 21:08	95-50-1	
1,3-Dichlorobenzene	ND	ug/L	5.0	1		03/06/24 21:08	541-73-1	
1,4-Dichlorobenzene	ND	ug/L	5.0	1		03/06/24 21:08	106-46-7	
trans-1,4-Dichloro-2-butene	ND	ug/L	100	1		03/06/24 21:08	110-57-6	
Dichlorodifluoromethane	ND	ug/L	5.0	1		03/06/24 21:08	75-71-8	
1,1-Dichloroethane	ND	ug/L	5.0	1		03/06/24 21:08	75-34-3	
1,2-Dichloroethane	ND	ug/L	5.0	1		03/06/24 21:08	107-06-2	
1,1-Dichloroethene	ND	ug/L	5.0	1		03/06/24 21:08	75-35-4	
cis-1,2-Dichloroethene	**72.4**	ug/L	5.0	1		03/06/24 21:08	156-59-2	
trans-1,2-Dichloroethene	ND	ug/L	5.0	1		03/06/24 21:08	156-60-5	
1,2-Dichloropropane	ND	ug/L	5.0	1		03/06/24 21:08	78-87-5	
1,3-Dichloropropane	ND	ug/L	5.0	1		03/06/24 21:08	142-28-9	
2,2-Dichloropropane	ND	ug/L	5.0	1		03/06/24 21:08	594-20-7	
1,1-Dichloropropene	ND	ug/L	5.0	1		03/06/24 21:08	563-58-6	
cis-1,3-Dichloropropene	ND	ug/L	5.0	1		03/06/24 21:08	10061-01-5	
trans-1,3-Dichloropropene	ND	ug/L	5.0	1		03/06/24 21:08	10061-02-6	
Ethylbenzene	ND	ug/L	5.0	1		03/06/24 21:08	100-41-4	
Ethyl methacrylate	ND	ug/L	100	1		03/06/24 21:08	97-63-2	
Hexachloro-1,3-butadiene	ND	ug/L	5.0	1		03/06/24 21:08	87-68-3	
n-Hexane	ND	ug/L	5.0	1		03/06/24 21:08	110-54-3	
2-Hexanone	ND	ug/L	25.0	1		03/06/24 21:08	591-78-6	
Iodomethane	ND	ug/L	10.0	1		03/06/24 21:08	74-88-4	

REPORT OF LABORATORY ANALYSIS

This report shall not be reproduced, except in full,
without the written consent of Pace Analytical Services, LLC.

Pace Analytical Services, LLC
7726 Moller Road
Indianapolis, IN 46268
(317)228-3100

ANALYTICAL RESULTS

Project: Houghland Canning
Pace Project No.: 50367374

Sample: MW-11 **Lab ID: 50367374003** Collected: 03/01/24 10:39 Received: 03/05/24 13:30 Matrix: Water

Parameters	Results	Units	Report Limit	DF	Prepared	Analyzed	CAS No.	Qual
8260 MSV Indiana	Analytical Method: EPA 5030/8260 Pace Analytical Services - Indianapolis							
Isopropylbenzene (Cumene)	ND	ug/L	5.0	1		03/06/24 21:08	98-82-8	
p-Isopropyltoluene	ND	ug/L	5.0	1		03/06/24 21:08	99-87-6	
Methylene Chloride	ND	ug/L	5.0	1		03/06/24 21:08	75-09-2	
1-Methylnaphthalene	ND	ug/L	10.0	1		03/06/24 21:08	90-12-0	
2-Methylnaphthalene	ND	ug/L	10.0	1		03/06/24 21:08	91-57-6	
4-Methyl-2-pentanone (MIBK)	ND	ug/L	25.0	1		03/06/24 21:08	108-10-1	
Methyl-tert-butyl ether	ND	ug/L	4.0	1		03/06/24 21:08	1634-04-4	
Naphthalene	ND	ug/L	1.2	1		03/06/24 21:08	91-20-3	
n-Propylbenzene	ND	ug/L	5.0	1		03/06/24 21:08	103-65-1	
Styrene	ND	ug/L	5.0	1		03/06/24 21:08	100-42-5	
1,1,1,2-Tetrachloroethane	ND	ug/L	5.0	1		03/06/24 21:08	630-20-6	
1,1,2,2-Tetrachloroethane	ND	ug/L	5.0	1		03/06/24 21:08	79-34-5	
Tetrachloroethene	ND	ug/L	5.0	1		03/06/24 21:08	127-18-4	
Toluene	ND	ug/L	5.0	1		03/06/24 21:08	108-88-3	
1,2,3-Trichlorobenzene	ND	ug/L	5.0	1		03/06/24 21:08	87-61-6	
1,2,4-Trichlorobenzene	ND	ug/L	5.0	1		03/06/24 21:08	120-82-1	
1,1,1-Trichloroethane	ND	ug/L	5.0	1		03/06/24 21:08	71-55-6	
1,1,2-Trichloroethane	ND	ug/L	5.0	1		03/06/24 21:08	79-00-5	
Trichloroethene	ND	ug/L	5.0	1		03/06/24 21:08	79-01-6	
Trichlorofluoromethane	ND	ug/L	5.0	1		03/06/24 21:08	75-69-4	
1,2,3-Trichloropropane	ND	ug/L	5.0	1		03/06/24 21:08	96-18-4	
1,2,4-Trimethylbenzene	ND	ug/L	5.0	1		03/06/24 21:08	95-63-6	
1,3,5-Trimethylbenzene	ND	ug/L	5.0	1		03/06/24 21:08	108-67-8	
Vinyl acetate	ND	ug/L	50.0	1		03/06/24 21:08	108-05-4	
Vinyl chloride	**7.5**	ug/L	2.0	1		03/06/24 21:08	75-01-4	
Xylene (Total)	ND	ug/L	10.0	1		03/06/24 21:08	1330-20-7	
Surrogates								
Dibromofluoromethane (S)	101	%.	82-128	1		03/06/24 21:08	1868-53-7	
4-Bromofluorobenzene (S)	100	%.	79-124	1		03/06/24 21:08	460-00-4	
Toluene-d8 (S)	100	%.	73-122	1		03/06/24 21:08	2037-26-5	

REPORT OF LABORATORY ANALYSIS

This report shall not be reproduced, except in full,
without the written consent of Pace Analytical Services, LLC.

Pace Analytical Services, LLC
7726 Moller Road
Indianapolis, IN 46268
(317)228-3100

ANALYTICAL RESULTS

Project: Houghland Canning
Pace Project No.: 50367374

Sample: MW-39 **Lab ID: 50367374004** Collected: 03/01/24 12:39 Received: 03/05/24 13:30 Matrix: Water

Parameters	Results	Units	Report Limit	DF	Prepared	Analyzed	CAS No.	Qual
8260 MSV Indiana	Analytical Method: EPA 5030/8260 Pace Analytical Services - Indianapolis							
Acetone	ND	ug/L	100	1		03/06/24 21:39	67-64-1	
Acrolein	ND	ug/L	50.0	1		03/06/24 21:39	107-02-8	
Acrylonitrile	ND	ug/L	100	1		03/06/24 21:39	107-13-1	
Benzene	ND	ug/L	5.0	1		03/06/24 21:39	71-43-2	
Bromobenzene	ND	ug/L	5.0	1		03/06/24 21:39	108-86-1	
Bromochloromethane	ND	ug/L	5.0	1		03/06/24 21:39	74-97-5	
Bromodichloromethane	ND	ug/L	5.0	1		03/06/24 21:39	75-27-4	
Bromoform	ND	ug/L	5.0	1		03/06/24 21:39	75-25-2	
Bromomethane	ND	ug/L	5.0	1		03/06/24 21:39	74-83-9	
2-Butanone (MEK)	ND	ug/L	25.0	1		03/06/24 21:39	78-93-3	
n-Butylbenzene	ND	ug/L	5.0	1		03/06/24 21:39	104-51-8	
sec-Butylbenzene	ND	ug/L	5.0	1		03/06/24 21:39	135-98-8	
tert-Butylbenzene	ND	ug/L	5.0	1		03/06/24 21:39	98-06-6	
Carbon disulfide	ND	ug/L	10.0	1		03/06/24 21:39	75-15-0	
Carbon tetrachloride	ND	ug/L	5.0	1		03/06/24 21:39	56-23-5	
Chlorobenzene	ND	ug/L	5.0	1		03/06/24 21:39	108-90-7	
Chloroethane	ND	ug/L	5.0	1		03/06/24 21:39	75-00-3	
Chloroform	ND	ug/L	5.0	1		03/06/24 21:39	67-66-3	
Chloromethane	ND	ug/L	5.0	1		03/06/24 21:39	74-87-3	
2-Chlorotoluene	ND	ug/L	5.0	1		03/06/24 21:39	95-49-8	
4-Chlorotoluene	ND	ug/L	5.0	1		03/06/24 21:39	106-43-4	
Dibromochloromethane	ND	ug/L	5.0	1		03/06/24 21:39	124-48-1	
1,2-Dibromoethane (EDB)	ND	ug/L	5.0	1		03/06/24 21:39	106-93-4	
Dibromomethane	ND	ug/L	5.0	1		03/06/24 21:39	74-95-3	
1,2-Dichlorobenzene	ND	ug/L	5.0	1		03/06/24 21:39	95-50-1	
1,3-Dichlorobenzene	ND	ug/L	5.0	1		03/06/24 21:39	541-73-1	
1,4-Dichlorobenzene	ND	ug/L	5.0	1		03/06/24 21:39	106-46-7	
trans-1,4-Dichloro-2-butene	ND	ug/L	100	1		03/06/24 21:39	110-57-6	
Dichlorodifluoromethane	ND	ug/L	5.0	1		03/06/24 21:39	75-71-8	
1,1-Dichloroethane	ND	ug/L	5.0	1		03/06/24 21:39	75-34-3	
1,2-Dichloroethane	ND	ug/L	5.0	1		03/06/24 21:39	107-06-2	
1,1-Dichloroethene	ND	ug/L	5.0	1		03/06/24 21:39	75-35-4	
cis-1,2-Dichloroethene	ND	ug/L	5.0	1		03/06/24 21:39	156-59-2	
trans-1,2-Dichloroethene	ND	ug/L	5.0	1		03/06/24 21:39	156-60-5	
1,2-Dichloropropane	ND	ug/L	5.0	1		03/06/24 21:39	78-87-5	
1,3-Dichloropropane	ND	ug/L	5.0	1		03/06/24 21:39	142-28-9	
2,2-Dichloropropane	ND	ug/L	5.0	1		03/06/24 21:39	594-20-7	
1,1-Dichloropropene	ND	ug/L	5.0	1		03/06/24 21:39	563-58-6	
cis-1,3-Dichloropropene	ND	ug/L	5.0	1		03/06/24 21:39	10061-01-5	
trans-1,3-Dichloropropene	ND	ug/L	5.0	1		03/06/24 21:39	10061-02-6	
Ethylbenzene	ND	ug/L	5.0	1		03/06/24 21:39	100-41-4	
Ethyl methacrylate	ND	ug/L	100	1		03/06/24 21:39	97-63-2	
Hexachloro-1,3-butadiene	ND	ug/L	5.0	1		03/06/24 21:39	87-68-3	
n-Hexane	ND	ug/L	5.0	1		03/06/24 21:39	110-54-3	
2-Hexanone	ND	ug/L	25.0	1		03/06/24 21:39	591-78-6	
Iodomethane	ND	ug/L	10.0	1		03/06/24 21:39	74-88-4	

REPORT OF LABORATORY ANALYSIS

This report shall not be reproduced, except in full,
without the written consent of Pace Analytical Services, LLC.

Pace Analytical Services, LLC
7726 Moller Road
Indianapolis, IN 46268
(317)228-3100

ANALYTICAL RESULTS

Project: Houghland Canning
Pace Project No.: 50367374

Sample: MW-39 **Lab ID: 50367374004** Collected: 03/01/24 12:39 Received: 03/05/24 13:30 Matrix: Water

Parameters	Results	Units	Report Limit	DF	Prepared	Analyzed	CAS No.	Qual
8260 MSV Indiana	Analytical Method: EPA 5030/8260 Pace Analytical Services - Indianapolis							
Isopropylbenzene (Cumene)	ND	ug/L	5.0	1		03/06/24 21:39	98-82-8	
p-Isopropyltoluene	ND	ug/L	5.0	1		03/06/24 21:39	99-87-6	
Methylene Chloride	ND	ug/L	5.0	1		03/06/24 21:39	75-09-2	
1-Methylnaphthalene	ND	ug/L	10.0	1		03/06/24 21:39	90-12-0	
2-Methylnaphthalene	ND	ug/L	10.0	1		03/06/24 21:39	91-57-6	
4-Methyl-2-pentanone (MIBK)	ND	ug/L	25.0	1		03/06/24 21:39	108-10-1	
Methyl-tert-butyl ether	ND	ug/L	4.0	1		03/06/24 21:39	1634-04-4	
Naphthalene	ND	ug/L	1.2	1		03/06/24 21:39	91-20-3	
n-Propylbenzene	ND	ug/L	5.0	1		03/06/24 21:39	103-65-1	
Styrene	ND	ug/L	5.0	1		03/06/24 21:39	100-42-5	
1,1,1,2-Tetrachloroethane	ND	ug/L	5.0	1		03/06/24 21:39	630-20-6	
1,1,2,2-Tetrachloroethane	ND	ug/L	5.0	1		03/06/24 21:39	79-34-5	
Tetrachloroethene	**18.3**	ug/L	5.0	1		03/06/24 21:39	127-18-4	
Toluene	ND	ug/L	5.0	1		03/06/24 21:39	108-88-3	
1,2,3-Trichlorobenzene	ND	ug/L	5.0	1		03/06/24 21:39	87-61-6	
1,2,4-Trichlorobenzene	ND	ug/L	5.0	1		03/06/24 21:39	120-82-1	
1,1,1-Trichloroethane	ND	ug/L	5.0	1		03/06/24 21:39	71-55-6	
1,1,2-Trichloroethane	ND	ug/L	5.0	1		03/06/24 21:39	79-00-5	
Trichloroethene	**26.4**	ug/L	5.0	1		03/06/24 21:39	79-01-6	
Trichlorofluoromethane	ND	ug/L	5.0	1		03/06/24 21:39	75-69-4	
1,2,3-Trichloropropane	ND	ug/L	5.0	1		03/06/24 21:39	96-18-4	
1,2,4-Trimethylbenzene	ND	ug/L	5.0	1		03/06/24 21:39	95-63-6	
1,3,5-Trimethylbenzene	ND	ug/L	5.0	1		03/06/24 21:39	108-67-8	
Vinyl acetate	ND	ug/L	50.0	1		03/06/24 21:39	108-05-4	
Vinyl chloride	ND	ug/L	2.0	1		03/06/24 21:39	75-01-4	
Xylene (Total)	ND	ug/L	10.0	1		03/06/24 21:39	1330-20-7	
Surrogates								
Dibromofluoromethane (S)	100	%.	82-128	1		03/06/24 21:39	1868-53-7	
4-Bromofluorobenzene (S)	101	%.	79-124	1		03/06/24 21:39	460-00-4	
Toluene-d8 (S)	100	%.	73-122	1		03/06/24 21:39	2037-26-5	

REPORT OF LABORATORY ANALYSIS

This report shall not be reproduced, except in full,
without the written consent of Pace Analytical Services, LLC.

Pace Analytical Services, LLC
7726 Moller Road
Indianapolis, IN 46268
(317)228-3100

ANALYTICAL RESULTS

Project: Houghland Canning
Pace Project No.: 50367374

Sample: MW-22 **Lab ID: 50367374005** Collected: 03/01/24 11:22 Received: 03/05/24 13:30 Matrix: Water

Parameters	Results	Units	Report Limit	DF	Prepared	Analyzed	CAS No.	Qual
8260 MSV Indiana	Analytical Method: EPA 5030/8260 Pace Analytical Services - Indianapolis							
Acetone	ND	ug/L	100	1		03/06/24 22:09	67-64-1	
Acrolein	ND	ug/L	50.0	1		03/06/24 22:09	107-02-8	
Acrylonitrile	ND	ug/L	100	1		03/06/24 22:09	107-13-1	
Benzene	ND	ug/L	5.0	1		03/06/24 22:09	71-43-2	
Bromobenzene	ND	ug/L	5.0	1		03/06/24 22:09	108-86-1	
Bromochloromethane	ND	ug/L	5.0	1		03/06/24 22:09	74-97-5	
Bromodichloromethane	ND	ug/L	5.0	1		03/06/24 22:09	75-27-4	
Bromoform	ND	ug/L	5.0	1		03/06/24 22:09	75-25-2	
Bromomethane	ND	ug/L	5.0	1		03/06/24 22:09	74-83-9	
2-Butanone (MEK)	ND	ug/L	25.0	1		03/06/24 22:09	78-93-3	
n-Butylbenzene	ND	ug/L	5.0	1		03/06/24 22:09	104-51-8	
sec-Butylbenzene	ND	ug/L	5.0	1		03/06/24 22:09	135-98-8	
tert-Butylbenzene	ND	ug/L	5.0	1		03/06/24 22:09	98-06-6	
Carbon disulfide	ND	ug/L	10.0	1		03/06/24 22:09	75-15-0	
Carbon tetrachloride	ND	ug/L	5.0	1		03/06/24 22:09	56-23-5	
Chlorobenzene	ND	ug/L	5.0	1		03/06/24 22:09	108-90-7	
Chloroethane	ND	ug/L	5.0	1		03/06/24 22:09	75-00-3	
Chloroform	ND	ug/L	5.0	1		03/06/24 22:09	67-66-3	
Chloromethane	ND	ug/L	5.0	1		03/06/24 22:09	74-87-3	
2-Chlorotoluene	ND	ug/L	5.0	1		03/06/24 22:09	95-49-8	
4-Chlorotoluene	ND	ug/L	5.0	1		03/06/24 22:09	106-43-4	
Dibromochloromethane	ND	ug/L	5.0	1		03/06/24 22:09	124-48-1	
1,2-Dibromoethane (EDB)	ND	ug/L	5.0	1		03/06/24 22:09	106-93-4	
Dibromomethane	ND	ug/L	5.0	1		03/06/24 22:09	74-95-3	
1,2-Dichlorobenzene	ND	ug/L	5.0	1		03/06/24 22:09	95-50-1	
1,3-Dichlorobenzene	ND	ug/L	5.0	1		03/06/24 22:09	541-73-1	
1,4-Dichlorobenzene	ND	ug/L	5.0	1		03/06/24 22:09	106-46-7	
trans-1,4-Dichloro-2-butene	ND	ug/L	100	1		03/06/24 22:09	110-57-6	
Dichlorodifluoromethane	ND	ug/L	5.0	1		03/06/24 22:09	75-71-8	
1,1-Dichloroethane	ND	ug/L	5.0	1		03/06/24 22:09	75-34-3	
1,2-Dichloroethane	ND	ug/L	5.0	1		03/06/24 22:09	107-06-2	
1,1-Dichloroethene	ND	ug/L	5.0	1		03/06/24 22:09	75-35-4	
cis-1,2-Dichloroethene	**79.0**	ug/L	5.0	1		03/06/24 22:09	156-59-2	
trans-1,2-Dichloroethene	ND	ug/L	5.0	1		03/06/24 22:09	156-60-5	
1,2-Dichloropropane	ND	ug/L	5.0	1		03/06/24 22:09	78-87-5	
1,3-Dichloropropane	ND	ug/L	5.0	1		03/06/24 22:09	142-28-9	
2,2-Dichloropropane	ND	ug/L	5.0	1		03/06/24 22:09	594-20-7	
1,1-Dichloropropene	ND	ug/L	5.0	1		03/06/24 22:09	563-58-6	
cis-1,3-Dichloropropene	ND	ug/L	5.0	1		03/06/24 22:09	10061-01-5	
trans-1,3-Dichloropropene	ND	ug/L	5.0	1		03/06/24 22:09	10061-02-6	
Ethylbenzene	ND	ug/L	5.0	1		03/06/24 22:09	100-41-4	
Ethyl methacrylate	ND	ug/L	100	1		03/06/24 22:09	97-63-2	
Hexachloro-1,3-butadiene	ND	ug/L	5.0	1		03/06/24 22:09	87-68-3	
n-Hexane	ND	ug/L	5.0	1		03/06/24 22:09	110-54-3	
2-Hexanone	ND	ug/L	25.0	1		03/06/24 22:09	591-78-6	
Iodomethane	ND	ug/L	10.0	1		03/06/24 22:09	74-88-4	

REPORT OF LABORATORY ANALYSIS

This report shall not be reproduced, except in full,
without the written consent of Pace Analytical Services, LLC.

Pace Analytical Services, LLC
7726 Moller Road
Indianapolis, IN 46268
(317)228-3100

ANALYTICAL RESULTS

Project: Houghland Canning
Pace Project No.: 50367374

Sample: MW-22 **Lab ID: 50367374005** Collected: 03/01/24 11:22 Received: 03/05/24 13:30 Matrix: Water

Parameters	Results	Units	Report Limit	DF	Prepared	Analyzed	CAS No.	Qual
8260 MSV Indiana	Analytical Method: EPA 5030/8260 Pace Analytical Services - Indianapolis							
Isopropylbenzene (Cumene)	ND	ug/L	5.0	1		03/06/24 22:09	98-82-8	
p-Isopropyltoluene	ND	ug/L	5.0	1		03/06/24 22:09	99-87-6	
Methylene Chloride	ND	ug/L	5.0	1		03/06/24 22:09	75-09-2	
1-Methylnaphthalene	ND	ug/L	10.0	1		03/06/24 22:09	90-12-0	
2-Methylnaphthalene	ND	ug/L	10.0	1		03/06/24 22:09	91-57-6	
4-Methyl-2-pentanone (MIBK)	ND	ug/L	25.0	1		03/06/24 22:09	108-10-1	
Methyl-tert-butyl ether	ND	ug/L	4.0	1		03/06/24 22:09	1634-04-4	
Naphthalene	ND	ug/L	1.2	1		03/06/24 22:09	91-20-3	
n-Propylbenzene	ND	ug/L	5.0	1		03/06/24 22:09	103-65-1	
Styrene	ND	ug/L	5.0	1		03/06/24 22:09	100-42-5	
1,1,1,2-Tetrachloroethane	ND	ug/L	5.0	1		03/06/24 22:09	630-20-6	
1,1,2,2-Tetrachloroethane	ND	ug/L	5.0	1		03/06/24 22:09	79-34-5	
Tetrachloroethene	ND	ug/L	5.0	1		03/06/24 22:09	127-18-4	
Toluene	ND	ug/L	5.0	1		03/06/24 22:09	108-88-3	
1,2,3-Trichlorobenzene	ND	ug/L	5.0	1		03/06/24 22:09	87-61-6	
1,2,4-Trichlorobenzene	ND	ug/L	5.0	1		03/06/24 22:09	120-82-1	
1,1,1-Trichloroethane	ND	ug/L	5.0	1		03/06/24 22:09	71-55-6	
1,1,2-Trichloroethane	ND	ug/L	5.0	1		03/06/24 22:09	79-00-5	
Trichloroethene	**25.9**	ug/L	5.0	1		03/06/24 22:09	79-01-6	
Trichlorofluoromethane	ND	ug/L	5.0	1		03/06/24 22:09	75-69-4	
1,2,3-Trichloropropane	ND	ug/L	5.0	1		03/06/24 22:09	96-18-4	
1,2,4-Trimethylbenzene	ND	ug/L	5.0	1		03/06/24 22:09	95-63-6	
1,3,5-Trimethylbenzene	ND	ug/L	5.0	1		03/06/24 22:09	108-67-8	
Vinyl acetate	ND	ug/L	50.0	1		03/06/24 22:09	108-05-4	
Vinyl chloride	**19.4**	ug/L	2.0	1		03/06/24 22:09	75-01-4	
Xylene (Total)	ND	ug/L	10.0	1		03/06/24 22:09	1330-20-7	
Surrogates								
Dibromofluoromethane (S)	101	%.	82-128	1		03/06/24 22:09	1868-53-7	
4-Bromofluorobenzene (S)	103	%.	79-124	1		03/06/24 22:09	460-00-4	
Toluene-d8 (S)	100	%.	73-122	1		03/06/24 22:09	2037-26-5	

REPORT OF LABORATORY ANALYSIS

This report shall not be reproduced, except in full,
without the written consent of Pace Analytical Services, LLC.

Pace Analytical Services, LLC
7726 Moller Road
Indianapolis, IN 46268
(317)228-3100

ANALYTICAL RESULTS

Project: Houghland Canning
Pace Project No.: 50367374

Sample: MW-22D **Lab ID: 50367374006** Collected: 03/01/24 11:51 Received: 03/05/24 13:30 Matrix: Water

Parameters	Results	Units	Report Limit	DF	Prepared	Analyzed	CAS No.	Qual
8260 MSV Indiana	Analytical Method: EPA 5030/8260 Pace Analytical Services - Indianapolis							
Acetone	ND	ug/L	100	1		03/06/24 22:40	67-64-1	
Acrolein	ND	ug/L	50.0	1		03/06/24 22:40	107-02-8	
Acrylonitrile	ND	ug/L	100	1		03/06/24 22:40	107-13-1	
Benzene	ND	ug/L	5.0	1		03/06/24 22:40	71-43-2	
Bromobenzene	ND	ug/L	5.0	1		03/06/24 22:40	108-86-1	
Bromochloromethane	ND	ug/L	5.0	1		03/06/24 22:40	74-97-5	
Bromodichloromethane	ND	ug/L	5.0	1		03/06/24 22:40	75-27-4	
Bromoform	ND	ug/L	5.0	1		03/06/24 22:40	75-25-2	
Bromomethane	ND	ug/L	5.0	1		03/06/24 22:40	74-83-9	
2-Butanone (MEK)	ND	ug/L	25.0	1		03/06/24 22:40	78-93-3	
n-Butylbenzene	ND	ug/L	5.0	1		03/06/24 22:40	104-51-8	
sec-Butylbenzene	ND	ug/L	5.0	1		03/06/24 22:40	135-98-8	
tert-Butylbenzene	ND	ug/L	5.0	1		03/06/24 22:40	98-06-6	
Carbon disulfide	ND	ug/L	10.0	1		03/06/24 22:40	75-15-0	
Carbon tetrachloride	ND	ug/L	5.0	1		03/06/24 22:40	56-23-5	
Chlorobenzene	ND	ug/L	5.0	1		03/06/24 22:40	108-90-7	
Chloroethane	ND	ug/L	5.0	1		03/06/24 22:40	75-00-3	
Chloroform	ND	ug/L	5.0	1		03/06/24 22:40	67-66-3	
Chloromethane	ND	ug/L	5.0	1		03/06/24 22:40	74-87-3	
2-Chlorotoluene	ND	ug/L	5.0	1		03/06/24 22:40	95-49-8	
4-Chlorotoluene	ND	ug/L	5.0	1		03/06/24 22:40	106-43-4	
Dibromochloromethane	ND	ug/L	5.0	1		03/06/24 22:40	124-48-1	
1,2-Dibromoethane (EDB)	ND	ug/L	5.0	1		03/06/24 22:40	106-93-4	
Dibromomethane	ND	ug/L	5.0	1		03/06/24 22:40	74-95-3	
1,2-Dichlorobenzene	ND	ug/L	5.0	1		03/06/24 22:40	95-50-1	
1,3-Dichlorobenzene	ND	ug/L	5.0	1		03/06/24 22:40	541-73-1	
1,4-Dichlorobenzene	ND	ug/L	5.0	1		03/06/24 22:40	106-46-7	
trans-1,4-Dichloro-2-butene	ND	ug/L	100	1		03/06/24 22:40	110-57-6	
Dichlorodifluoromethane	ND	ug/L	5.0	1		03/06/24 22:40	75-71-8	
1,1-Dichloroethane	ND	ug/L	5.0	1		03/06/24 22:40	75-34-3	
1,2-Dichloroethane	ND	ug/L	5.0	1		03/06/24 22:40	107-06-2	
1,1-Dichloroethene	ND	ug/L	5.0	1		03/06/24 22:40	75-35-4	
cis-1,2-Dichloroethene	**18.3**	ug/L	5.0	1		03/06/24 22:40	156-59-2	
trans-1,2-Dichloroethene	ND	ug/L	5.0	1		03/06/24 22:40	156-60-5	
1,2-Dichloropropane	ND	ug/L	5.0	1		03/06/24 22:40	78-87-5	
1,3-Dichloropropane	ND	ug/L	5.0	1		03/06/24 22:40	142-28-9	
2,2-Dichloropropane	ND	ug/L	5.0	1		03/06/24 22:40	594-20-7	
1,1-Dichloropropene	ND	ug/L	5.0	1		03/06/24 22:40	563-58-6	
cis-1,3-Dichloropropene	ND	ug/L	5.0	1		03/06/24 22:40	10061-01-5	
trans-1,3-Dichloropropene	ND	ug/L	5.0	1		03/06/24 22:40	10061-02-6	
Ethylbenzene	ND	ug/L	5.0	1		03/06/24 22:40	100-41-4	
Ethyl methacrylate	ND	ug/L	100	1		03/06/24 22:40	97-63-2	
Hexachloro-1,3-butadiene	ND	ug/L	5.0	1		03/06/24 22:40	87-68-3	
n-Hexane	ND	ug/L	5.0	1		03/06/24 22:40	110-54-3	
2-Hexanone	ND	ug/L	25.0	1		03/06/24 22:40	591-78-6	
Iodomethane	ND	ug/L	10.0	1		03/06/24 22:40	74-88-4	

REPORT OF LABORATORY ANALYSIS

This report shall not be reproduced, except in full,
without the written consent of Pace Analytical Services, LLC.

Pace Analytical Services, LLC
7726 Moller Road
Indianapolis, IN 46268
(317)228-3100

ANALYTICAL RESULTS

Project: Houghland Canning
Pace Project No.: 50367374

Sample: MW-22D **Lab ID: 50367374006** Collected: 03/01/24 11:51 Received: 03/05/24 13:30 Matrix: Water

Parameters	Results	Units	Report Limit	DF	Prepared	Analyzed	CAS No.	Qual
8260 MSV Indiana	Analytical Method: EPA 5030/8260							
	Pace Analytical Services - Indianapolis							
Isopropylbenzene (Cumene)	ND	ug/L	5.0	1		03/06/24 22:40	98-82-8	
p-Isopropyltoluene	ND	ug/L	5.0	1		03/06/24 22:40	99-87-6	
Methylene Chloride	ND	ug/L	5.0	1		03/06/24 22:40	75-09-2	
1-Methylnaphthalene	ND	ug/L	10.0	1		03/06/24 22:40	90-12-0	
2-Methylnaphthalene	ND	ug/L	10.0	1		03/06/24 22:40	91-57-6	
4-Methyl-2-pentanone (MIBK)	ND	ug/L	25.0	1		03/06/24 22:40	108-10-1	
Methyl-tert-butyl ether	ND	ug/L	4.0	1		03/06/24 22:40	1634-04-4	
Naphthalene	ND	ug/L	1.2	1		03/06/24 22:40	91-20-3	
n-Propylbenzene	ND	ug/L	5.0	1		03/06/24 22:40	103-65-1	
Styrene	ND	ug/L	5.0	1		03/06/24 22:40	100-42-5	
1,1,1,2-Tetrachloroethane	ND	ug/L	5.0	1		03/06/24 22:40	630-20-6	
1,1,2,2-Tetrachloroethane	ND	ug/L	5.0	1		03/06/24 22:40	79-34-5	
Tetrachloroethene	**7.7**	ug/L	5.0	1		03/06/24 22:40	127-18-4	
Toluene	ND	ug/L	5.0	1		03/06/24 22:40	108-88-3	
1,2,3-Trichlorobenzene	ND	ug/L	5.0	1		03/06/24 22:40	87-61-6	
1,2,4-Trichlorobenzene	ND	ug/L	5.0	1		03/06/24 22:40	120-82-1	
1,1,1-Trichloroethane	ND	ug/L	5.0	1		03/06/24 22:40	71-55-6	
1,1,2-Trichloroethane	ND	ug/L	5.0	1		03/06/24 22:40	79-00-5	
Trichloroethene	**22.5**	ug/L	5.0	1		03/06/24 22:40	79-01-6	
Trichlorofluoromethane	ND	ug/L	5.0	1		03/06/24 22:40	75-69-4	
1,2,3-Trichloropropane	ND	ug/L	5.0	1		03/06/24 22:40	96-18-4	
1,2,4-Trimethylbenzene	ND	ug/L	5.0	1		03/06/24 22:40	95-63-6	
1,3,5-Trimethylbenzene	ND	ug/L	5.0	1		03/06/24 22:40	108-67-8	
Vinyl acetate	ND	ug/L	50.0	1		03/06/24 22:40	108-05-4	
Vinyl chloride	**10.4**	ug/L	2.0	1		03/06/24 22:40	75-01-4	
Xylene (Total)	ND	ug/L	10.0	1		03/06/24 22:40	1330-20-7	
Surrogates								
Dibromofluoromethane (S)	101	%.	82-128	1		03/06/24 22:40	1868-53-7	
4-Bromofluorobenzene (S)	101	%.	79-124	1		03/06/24 22:40	460-00-4	
Toluene-d8 (S)	100	%.	73-122	1		03/06/24 22:40	2037-26-5	

REPORT OF LABORATORY ANALYSIS

This report shall not be reproduced, except in full,
without the written consent of Pace Analytical Services, LLC.

Pace Analytical Services, LLC
7726 Moller Road
Indianapolis, IN 46268
(317)228-3100

ANALYTICAL RESULTS

Project: Houghland Canning
Pace Project No.: 50367374

Sample: MW-24 **Lab ID: 50367374007** Collected: 03/01/24 13:48 Received: 03/05/24 13:30 Matrix: Water

Parameters	Results	Units	Report Limit	DF	Prepared	Analyzed	CAS No.	Qual
8260 MSV Indiana	Analytical Method: EPA 5030/8260 Pace Analytical Services - Indianapolis							
Acetone	ND	ug/L	100	1		03/06/24 23:11	67-64-1	
Acrolein	ND	ug/L	50.0	1		03/06/24 23:11	107-02-8	
Acrylonitrile	ND	ug/L	100	1		03/06/24 23:11	107-13-1	
Benzene	ND	ug/L	5.0	1		03/06/24 23:11	71-43-2	
Bromobenzene	ND	ug/L	5.0	1		03/06/24 23:11	108-86-1	
Bromochloromethane	ND	ug/L	5.0	1		03/06/24 23:11	74-97-5	
Bromodichloromethane	ND	ug/L	5.0	1		03/06/24 23:11	75-27-4	
Bromoform	ND	ug/L	5.0	1		03/06/24 23:11	75-25-2	
Bromomethane	ND	ug/L	5.0	1		03/06/24 23:11	74-83-9	
2-Butanone (MEK)	ND	ug/L	25.0	1		03/06/24 23:11	78-93-3	
n-Butylbenzene	ND	ug/L	5.0	1		03/06/24 23:11	104-51-8	
sec-Butylbenzene	ND	ug/L	5.0	1		03/06/24 23:11	135-98-8	
tert-Butylbenzene	ND	ug/L	5.0	1		03/06/24 23:11	98-06-6	
Carbon disulfide	ND	ug/L	10.0	1		03/06/24 23:11	75-15-0	
Carbon tetrachloride	ND	ug/L	5.0	1		03/06/24 23:11	56-23-5	
Chlorobenzene	ND	ug/L	5.0	1		03/06/24 23:11	108-90-7	
Chloroethane	ND	ug/L	5.0	1		03/06/24 23:11	75-00-3	
Chloroform	ND	ug/L	5.0	1		03/06/24 23:11	67-66-3	
Chloromethane	ND	ug/L	5.0	1		03/06/24 23:11	74-87-3	
2-Chlorotoluene	ND	ug/L	5.0	1		03/06/24 23:11	95-49-8	
4-Chlorotoluene	ND	ug/L	5.0	1		03/06/24 23:11	106-43-4	
Dibromochloromethane	ND	ug/L	5.0	1		03/06/24 23:11	124-48-1	
1,2-Dibromoethane (EDB)	ND	ug/L	5.0	1		03/06/24 23:11	106-93-4	
Dibromomethane	ND	ug/L	5.0	1		03/06/24 23:11	74-95-3	
1,2-Dichlorobenzene	ND	ug/L	5.0	1		03/06/24 23:11	95-50-1	
1,3-Dichlorobenzene	ND	ug/L	5.0	1		03/06/24 23:11	541-73-1	
1,4-Dichlorobenzene	ND	ug/L	5.0	1		03/06/24 23:11	106-46-7	
trans-1,4-Dichloro-2-butene	ND	ug/L	100	1		03/06/24 23:11	110-57-6	
Dichlorodifluoromethane	ND	ug/L	5.0	1		03/06/24 23:11	75-71-8	
1,1-Dichloroethane	ND	ug/L	5.0	1		03/06/24 23:11	75-34-3	
1,2-Dichloroethane	ND	ug/L	5.0	1		03/06/24 23:11	107-06-2	
1,1-Dichloroethene	ND	ug/L	5.0	1		03/06/24 23:11	75-35-4	
cis-1,2-Dichloroethene	ND	ug/L	5.0	1		03/06/24 23:11	156-59-2	
trans-1,2-Dichloroethene	ND	ug/L	5.0	1		03/06/24 23:11	156-60-5	
1,2-Dichloropropane	ND	ug/L	5.0	1		03/06/24 23:11	78-87-5	
1,3-Dichloropropane	ND	ug/L	5.0	1		03/06/24 23:11	142-28-9	
2,2-Dichloropropane	ND	ug/L	5.0	1		03/06/24 23:11	594-20-7	
1,1-Dichloropropene	ND	ug/L	5.0	1		03/06/24 23:11	563-58-6	
cis-1,3-Dichloropropene	ND	ug/L	5.0	1		03/06/24 23:11	10061-01-5	
trans-1,3-Dichloropropene	ND	ug/L	5.0	1		03/06/24 23:11	10061-02-6	
Ethylbenzene	ND	ug/L	5.0	1		03/06/24 23:11	100-41-4	
Ethyl methacrylate	ND	ug/L	100	1		03/06/24 23:11	97-63-2	
Hexachloro-1,3-butadiene	ND	ug/L	5.0	1		03/06/24 23:11	87-68-3	
n-Hexane	ND	ug/L	5.0	1		03/06/24 23:11	110-54-3	
2-Hexanone	ND	ug/L	25.0	1		03/06/24 23:11	591-78-6	
Iodomethane	ND	ug/L	10.0	1		03/06/24 23:11	74-88-4	

REPORT OF LABORATORY ANALYSIS

This report shall not be reproduced, except in full,
without the written consent of Pace Analytical Services, LLC.

Pace Analytical Services, LLC
7726 Moller Road
Indianapolis, IN 46268
(317)228-3100

ANALYTICAL RESULTS

Project: Houghland Canning
Pace Project No.: 50367374

Sample: MW-24 **Lab ID: 50367374007** Collected: 03/01/24 13:48 Received: 03/05/24 13:30 Matrix: Water

Parameters	Results	Units	Report Limit	DF	Prepared	Analyzed	CAS No.	Qual
8260 MSV Indiana	Analytical Method: EPA 5030/8260 Pace Analytical Services - Indianapolis							
Isopropylbenzene (Cumene)	ND	ug/L	5.0	1		03/06/24 23:11	98-82-8	
p-Isopropyltoluene	ND	ug/L	5.0	1		03/06/24 23:11	99-87-6	
Methylene Chloride	ND	ug/L	5.0	1		03/06/24 23:11	75-09-2	
1-Methylnaphthalene	ND	ug/L	10.0	1		03/06/24 23:11	90-12-0	
2-Methylnaphthalene	ND	ug/L	10.0	1		03/06/24 23:11	91-57-6	
4-Methyl-2-pentanone (MIBK)	ND	ug/L	25.0	1		03/06/24 23:11	108-10-1	
Methyl-tert-butyl ether	ND	ug/L	4.0	1		03/06/24 23:11	1634-04-4	
Naphthalene	ND	ug/L	1.2	1		03/06/24 23:11	91-20-3	
n-Propylbenzene	ND	ug/L	5.0	1		03/06/24 23:11	103-65-1	
Styrene	ND	ug/L	5.0	1		03/06/24 23:11	100-42-5	
1,1,1,2-Tetrachloroethane	ND	ug/L	5.0	1		03/06/24 23:11	630-20-6	
1,1,2,2-Tetrachloroethane	ND	ug/L	5.0	1		03/06/24 23:11	79-34-5	
Tetrachloroethene	**13.7**	ug/L	5.0	1		03/06/24 23:11	127-18-4	
Toluene	ND	ug/L	5.0	1		03/06/24 23:11	108-88-3	
1,2,3-Trichlorobenzene	ND	ug/L	5.0	1		03/06/24 23:11	87-61-6	
1,2,4-Trichlorobenzene	ND	ug/L	5.0	1		03/06/24 23:11	120-82-1	
1,1,1-Trichloroethane	ND	ug/L	5.0	1		03/06/24 23:11	71-55-6	
1,1,2-Trichloroethane	ND	ug/L	5.0	1		03/06/24 23:11	79-00-5	
Trichloroethene	ND	ug/L	5.0	1		03/06/24 23:11	79-01-6	
Trichlorofluoromethane	ND	ug/L	5.0	1		03/06/24 23:11	75-69-4	
1,2,3-Trichloropropane	ND	ug/L	5.0	1		03/06/24 23:11	96-18-4	
1,2,4-Trimethylbenzene	ND	ug/L	5.0	1		03/06/24 23:11	95-63-6	
1,3,5-Trimethylbenzene	ND	ug/L	5.0	1		03/06/24 23:11	108-67-8	
Vinyl acetate	ND	ug/L	50.0	1		03/06/24 23:11	108-05-4	
Vinyl chloride	ND	ug/L	2.0	1		03/06/24 23:11	75-01-4	
Xylene (Total)	ND	ug/L	10.0	1		03/06/24 23:11	1330-20-7	
Surrogates								
Dibromofluoromethane (S)	100	%.	82-128	1		03/06/24 23:11	1868-53-7	
4-Bromofluorobenzene (S)	102	%.	79-124	1		03/06/24 23:11	460-00-4	
Toluene-d8 (S)	101	%.	73-122	1		03/06/24 23:11	2037-26-5	

REPORT OF LABORATORY ANALYSIS

This report shall not be reproduced, except in full,
without the written consent of Pace Analytical Services, LLC.

Pace Analytical Services, LLC
7726 Moller Road
Indianapolis, IN 46268
(317)228-3100

ANALYTICAL RESULTS

Project: Houghland Canning
Pace Project No.: 50367374

Sample: MW-26 **Lab ID: 50367374008** Collected: 03/01/24 14:21 Received: 03/05/24 13:30 Matrix: Water

Parameters	Results	Units	Report Limit	DF	Prepared	Analyzed	CAS No.	Qual
8260 MSV Indiana	Analytical Method: EPA 5030/8260 Pace Analytical Services - Indianapolis							
Acetone	ND	ug/L	100	1		03/06/24 23:42	67-64-1	
Acrolein	ND	ug/L	50.0	1		03/06/24 23:42	107-02-8	
Acrylonitrile	ND	ug/L	100	1		03/06/24 23:42	107-13-1	
Benzene	ND	ug/L	5.0	1		03/06/24 23:42	71-43-2	
Bromobenzene	ND	ug/L	5.0	1		03/06/24 23:42	108-86-1	
Bromochloromethane	ND	ug/L	5.0	1		03/06/24 23:42	74-97-5	
Bromodichloromethane	ND	ug/L	5.0	1		03/06/24 23:42	75-27-4	
Bromoform	ND	ug/L	5.0	1		03/06/24 23:42	75-25-2	
Bromomethane	ND	ug/L	5.0	1		03/06/24 23:42	74-83-9	
2-Butanone (MEK)	ND	ug/L	25.0	1		03/06/24 23:42	78-93-3	
n-Butylbenzene	ND	ug/L	5.0	1		03/06/24 23:42	104-51-8	
sec-Butylbenzene	ND	ug/L	5.0	1		03/06/24 23:42	135-98-8	
tert-Butylbenzene	ND	ug/L	5.0	1		03/06/24 23:42	98-06-6	
Carbon disulfide	ND	ug/L	10.0	1		03/06/24 23:42	75-15-0	
Carbon tetrachloride	ND	ug/L	5.0	1		03/06/24 23:42	56-23-5	
Chlorobenzene	ND	ug/L	5.0	1		03/06/24 23:42	108-90-7	
Chloroethane	ND	ug/L	5.0	1		03/06/24 23:42	75-00-3	
Chloroform	ND	ug/L	5.0	1		03/06/24 23:42	67-66-3	
Chloromethane	ND	ug/L	5.0	1		03/06/24 23:42	74-87-3	
2-Chlorotoluene	ND	ug/L	5.0	1		03/06/24 23:42	95-49-8	
4-Chlorotoluene	ND	ug/L	5.0	1		03/06/24 23:42	106-43-4	
Dibromochloromethane	ND	ug/L	5.0	1		03/06/24 23:42	124-48-1	
1,2-Dibromoethane (EDB)	ND	ug/L	5.0	1		03/06/24 23:42	106-93-4	
Dibromomethane	ND	ug/L	5.0	1		03/06/24 23:42	74-95-3	
1,2-Dichlorobenzene	ND	ug/L	5.0	1		03/06/24 23:42	95-50-1	
1,3-Dichlorobenzene	ND	ug/L	5.0	1		03/06/24 23:42	541-73-1	
1,4-Dichlorobenzene	ND	ug/L	5.0	1		03/06/24 23:42	106-46-7	
trans-1,4-Dichloro-2-butene	ND	ug/L	100	1		03/06/24 23:42	110-57-6	
Dichlorodifluoromethane	ND	ug/L	5.0	1		03/06/24 23:42	75-71-8	
1,1-Dichloroethane	ND	ug/L	5.0	1		03/06/24 23:42	75-34-3	
1,2-Dichloroethane	ND	ug/L	5.0	1		03/06/24 23:42	107-06-2	
1,1-Dichloroethene	ND	ug/L	5.0	1		03/06/24 23:42	75-35-4	
cis-1,2-Dichloroethene	ND	ug/L	5.0	1		03/06/24 23:42	156-59-2	
trans-1,2-Dichloroethene	ND	ug/L	5.0	1		03/06/24 23:42	156-60-5	
1,2-Dichloropropane	ND	ug/L	5.0	1		03/06/24 23:42	78-87-5	
1,3-Dichloropropane	ND	ug/L	5.0	1		03/06/24 23:42	142-28-9	
2,2-Dichloropropane	ND	ug/L	5.0	1		03/06/24 23:42	594-20-7	
1,1-Dichloropropene	ND	ug/L	5.0	1		03/06/24 23:42	563-58-6	
cis-1,3-Dichloropropene	ND	ug/L	5.0	1		03/06/24 23:42	10061-01-5	
trans-1,3-Dichloropropene	ND	ug/L	5.0	1		03/06/24 23:42	10061-02-6	
Ethylbenzene	ND	ug/L	5.0	1		03/06/24 23:42	100-41-4	
Ethyl methacrylate	ND	ug/L	100	1		03/06/24 23:42	97-63-2	
Hexachloro-1,3-butadiene	ND	ug/L	5.0	1		03/06/24 23:42	87-68-3	
n-Hexane	ND	ug/L	5.0	1		03/06/24 23:42	110-54-3	
2-Hexanone	ND	ug/L	25.0	1		03/06/24 23:42	591-78-6	
Iodomethane	ND	ug/L	10.0	1		03/06/24 23:42	74-88-4	

REPORT OF LABORATORY ANALYSIS

This report shall not be reproduced, except in full,
without the written consent of Pace Analytical Services, LLC.

Pace Analytical Services, LLC
7726 Moller Road
Indianapolis, IN 46268
(317)228-3100

ANALYTICAL RESULTS

Project: Houghland Canning
Pace Project No.: 50367374

Sample: MW-26 **Lab ID: 50367374008** Collected: 03/01/24 14:21 Received: 03/05/24 13:30 Matrix: Water

Parameters	Results	Units	Report Limit	DF	Prepared	Analyzed	CAS No.	Qual
8260 MSV Indiana	Analytical Method: EPA 5030/8260 Pace Analytical Services - Indianapolis							
Isopropylbenzene (Cumene)	ND	ug/L	5.0	1		03/06/24 23:42	98-82-8	
p-Isopropyltoluene	ND	ug/L	5.0	1		03/06/24 23:42	99-87-6	
Methylene Chloride	ND	ug/L	5.0	1		03/06/24 23:42	75-09-2	
1-Methylnaphthalene	ND	ug/L	10.0	1		03/06/24 23:42	90-12-0	
2-Methylnaphthalene	ND	ug/L	10.0	1		03/06/24 23:42	91-57-6	
4-Methyl-2-pentanone (MIBK)	ND	ug/L	25.0	1		03/06/24 23:42	108-10-1	
Methyl-tert-butyl ether	ND	ug/L	4.0	1		03/06/24 23:42	1634-04-4	
Naphthalene	ND	ug/L	1.2	1		03/06/24 23:42	91-20-3	
n-Propylbenzene	ND	ug/L	5.0	1		03/06/24 23:42	103-65-1	
Styrene	ND	ug/L	5.0	1		03/06/24 23:42	100-42-5	
1,1,1,2-Tetrachloroethane	ND	ug/L	5.0	1		03/06/24 23:42	630-20-6	
1,1,2,2-Tetrachloroethane	ND	ug/L	5.0	1		03/06/24 23:42	79-34-5	
Tetrachloroethene	**13.0**	ug/L	5.0	1		03/06/24 23:42	127-18-4	
Toluene	ND	ug/L	5.0	1		03/06/24 23:42	108-88-3	
1,2,3-Trichlorobenzene	ND	ug/L	5.0	1		03/06/24 23:42	87-61-6	
1,2,4-Trichlorobenzene	ND	ug/L	5.0	1		03/06/24 23:42	120-82-1	
1,1,1-Trichloroethane	ND	ug/L	5.0	1		03/06/24 23:42	71-55-6	
1,1,2-Trichloroethane	ND	ug/L	5.0	1		03/06/24 23:42	79-00-5	
Trichloroethene	**22.1**	ug/L	5.0	1		03/06/24 23:42	79-01-6	
Trichlorofluoromethane	ND	ug/L	5.0	1		03/06/24 23:42	75-69-4	
1,2,3-Trichloropropane	ND	ug/L	5.0	1		03/06/24 23:42	96-18-4	
1,2,4-Trimethylbenzene	ND	ug/L	5.0	1		03/06/24 23:42	95-63-6	
1,3,5-Trimethylbenzene	ND	ug/L	5.0	1		03/06/24 23:42	108-67-8	
Vinyl acetate	ND	ug/L	50.0	1		03/06/24 23:42	108-05-4	
Vinyl chloride	ND	ug/L	2.0	1		03/06/24 23:42	75-01-4	
Xylene (Total)	ND	ug/L	10.0	1		03/06/24 23:42	1330-20-7	
Surrogates								
Dibromofluoromethane (S)	101	%.	82-128	1		03/06/24 23:42	1868-53-7	
4-Bromofluorobenzene (S)	101	%.	79-124	1		03/06/24 23:42	460-00-4	
Toluene-d8 (S)	101	%.	73-122	1		03/06/24 23:42	2037-26-5	

REPORT OF LABORATORY ANALYSIS

This report shall not be reproduced, except in full,
without the written consent of Pace Analytical Services, LLC.

Pace Analytical Services, LLC
7726 Moller Road
Indianapolis, IN 46268
(317)228-3100

ANALYTICAL RESULTS

Project: Houghland Canning
Pace Project No.: 50367374

Sample: MW-37 **Lab ID: 50367374009** Collected: 03/01/24 13:13 Received: 03/05/24 13:30 Matrix: Water

Parameters	Results	Units	Report Limit	DF	Prepared	Analyzed	CAS No.	Qual
8260 MSV Indiana	Analytical Method: EPA 5030/8260 Pace Analytical Services - Indianapolis							
Acetone	ND	ug/L	100	1		03/07/24 03:49	67-64-1	
Acrolein	ND	ug/L	50.0	1		03/07/24 03:49	107-02-8	
Acrylonitrile	ND	ug/L	100	1		03/07/24 03:49	107-13-1	
Benzene	ND	ug/L	5.0	1		03/07/24 03:49	71-43-2	
Bromobenzene	ND	ug/L	5.0	1		03/07/24 03:49	108-86-1	
Bromochloromethane	ND	ug/L	5.0	1		03/07/24 03:49	74-97-5	
Bromodichloromethane	ND	ug/L	5.0	1		03/07/24 03:49	75-27-4	
Bromoform	ND	ug/L	5.0	1		03/07/24 03:49	75-25-2	
Bromomethane	ND	ug/L	5.0	1		03/07/24 03:49	74-83-9	
2-Butanone (MEK)	ND	ug/L	25.0	1		03/07/24 03:49	78-93-3	
n-Butylbenzene	ND	ug/L	5.0	1		03/07/24 03:49	104-51-8	
sec-Butylbenzene	ND	ug/L	5.0	1		03/07/24 03:49	135-98-8	
tert-Butylbenzene	ND	ug/L	5.0	1		03/07/24 03:49	98-06-6	
Carbon disulfide	ND	ug/L	10.0	1		03/07/24 03:49	75-15-0	
Carbon tetrachloride	ND	ug/L	5.0	1		03/07/24 03:49	56-23-5	
Chlorobenzene	ND	ug/L	5.0	1		03/07/24 03:49	108-90-7	
Chloroethane	ND	ug/L	5.0	1		03/07/24 03:49	75-00-3	
Chloroform	ND	ug/L	5.0	1		03/07/24 03:49	67-66-3	
Chloromethane	ND	ug/L	5.0	1		03/07/24 03:49	74-87-3	
2-Chlorotoluene	ND	ug/L	5.0	1		03/07/24 03:49	95-49-8	
4-Chlorotoluene	ND	ug/L	5.0	1		03/07/24 03:49	106-43-4	
Dibromochloromethane	ND	ug/L	5.0	1		03/07/24 03:49	124-48-1	
1,2-Dibromoethane (EDB)	ND	ug/L	5.0	1		03/07/24 03:49	106-93-4	
Dibromomethane	ND	ug/L	5.0	1		03/07/24 03:49	74-95-3	
1,2-Dichlorobenzene	ND	ug/L	5.0	1		03/07/24 03:49	95-50-1	
1,3-Dichlorobenzene	ND	ug/L	5.0	1		03/07/24 03:49	541-73-1	
1,4-Dichlorobenzene	ND	ug/L	5.0	1		03/07/24 03:49	106-46-7	
trans-1,4-Dichloro-2-butene	ND	ug/L	100	1		03/07/24 03:49	110-57-6	
Dichlorodifluoromethane	ND	ug/L	5.0	1		03/07/24 03:49	75-71-8	
1,1-Dichloroethane	ND	ug/L	5.0	1		03/07/24 03:49	75-34-3	
1,2-Dichloroethane	ND	ug/L	5.0	1		03/07/24 03:49	107-06-2	
1,1-Dichloroethene	ND	ug/L	5.0	1		03/07/24 03:49	75-35-4	
cis-1,2-Dichloroethene	ND	ug/L	5.0	1		03/07/24 03:49	156-59-2	
trans-1,2-Dichloroethene	ND	ug/L	5.0	1		03/07/24 03:49	156-60-5	
1,2-Dichloropropane	ND	ug/L	5.0	1		03/07/24 03:49	78-87-5	
1,3-Dichloropropane	ND	ug/L	5.0	1		03/07/24 03:49	142-28-9	
2,2-Dichloropropane	ND	ug/L	5.0	1		03/07/24 03:49	594-20-7	
1,1-Dichloropropene	ND	ug/L	5.0	1		03/07/24 03:49	563-58-6	
cis-1,3-Dichloropropene	ND	ug/L	5.0	1		03/07/24 03:49	10061-01-5	
trans-1,3-Dichloropropene	ND	ug/L	5.0	1		03/07/24 03:49	10061-02-6	
Ethylbenzene	ND	ug/L	5.0	1		03/07/24 03:49	100-41-4	
Ethyl methacrylate	ND	ug/L	100	1		03/07/24 03:49	97-63-2	
Hexachloro-1,3-butadiene	ND	ug/L	5.0	1		03/07/24 03:49	87-68-3	
n-Hexane	ND	ug/L	5.0	1		03/07/24 03:49	110-54-3	
2-Hexanone	ND	ug/L	25.0	1		03/07/24 03:49	591-78-6	
Iodomethane	ND	ug/L	10.0	1		03/07/24 03:49	74-88-4	

REPORT OF LABORATORY ANALYSIS

This report shall not be reproduced, except in full,
without the written consent of Pace Analytical Services, LLC.

Pace Analytical Services, LLC
7726 Moller Road
Indianapolis, IN 46268
(317)228-3100

ANALYTICAL RESULTS

Project: Houghland Canning
Pace Project No.: 50367374

Sample: MW-37 **Lab ID: 50367374009** Collected: 03/01/24 13:13 Received: 03/05/24 13:30 Matrix: Water

Parameters	Results	Units	Report Limit	DF	Prepared	Analyzed	CAS No.	Qual
8260 MSV Indiana	Analytical Method: EPA 5030/8260 Pace Analytical Services - Indianapolis							
Isopropylbenzene (Cumene)	ND	ug/L	5.0	1		03/07/24 03:49	98-82-8	
p-Isopropyltoluene	ND	ug/L	5.0	1		03/07/24 03:49	99-87-6	
Methylene Chloride	ND	ug/L	5.0	1		03/07/24 03:49	75-09-2	
1-Methylnaphthalene	ND	ug/L	10.0	1		03/07/24 03:49	90-12-0	
2-Methylnaphthalene	ND	ug/L	10.0	1		03/07/24 03:49	91-57-6	
4-Methyl-2-pentanone (MIBK)	ND	ug/L	25.0	1		03/07/24 03:49	108-10-1	
Methyl-tert-butyl ether	ND	ug/L	4.0	1		03/07/24 03:49	1634-04-4	
Naphthalene	ND	ug/L	1.2	1		03/07/24 03:49	91-20-3	
n-Propylbenzene	ND	ug/L	5.0	1		03/07/24 03:49	103-65-1	
Styrene	ND	ug/L	5.0	1		03/07/24 03:49	100-42-5	
1,1,1,2-Tetrachloroethane	ND	ug/L	5.0	1		03/07/24 03:49	630-20-6	
1,1,2,2-Tetrachloroethane	ND	ug/L	5.0	1		03/07/24 03:49	79-34-5	
Tetrachloroethene	**21.2**	ug/L	5.0	1		03/07/24 03:49	127-18-4	
Toluene	ND	ug/L	5.0	1		03/07/24 03:49	108-88-3	
1,2,3-Trichlorobenzene	ND	ug/L	5.0	1		03/07/24 03:49	87-61-6	
1,2,4-Trichlorobenzene	ND	ug/L	5.0	1		03/07/24 03:49	120-82-1	
1,1,1-Trichloroethane	ND	ug/L	5.0	1		03/07/24 03:49	71-55-6	
1,1,2-Trichloroethane	ND	ug/L	5.0	1		03/07/24 03:49	79-00-5	
Trichloroethene	**12.7**	ug/L	5.0	1		03/07/24 03:49	79-01-6	
Trichlorofluoromethane	ND	ug/L	5.0	1		03/07/24 03:49	75-69-4	
1,2,3-Trichloropropane	ND	ug/L	5.0	1		03/07/24 03:49	96-18-4	
1,2,4-Trimethylbenzene	ND	ug/L	5.0	1		03/07/24 03:49	95-63-6	
1,3,5-Trimethylbenzene	ND	ug/L	5.0	1		03/07/24 03:49	108-67-8	
Vinyl acetate	ND	ug/L	50.0	1		03/07/24 03:49	108-05-4	
Vinyl chloride	ND	ug/L	2.0	1		03/07/24 03:49	75-01-4	
Xylene (Total)	ND	ug/L	10.0	1		03/07/24 03:49	1330-20-7	
Surrogates								
Dibromofluoromethane (S)	100	%.	82-128	1		03/07/24 03:49	1868-53-7	
4-Bromofluorobenzene (S)	100	%.	79-124	1		03/07/24 03:49	460-00-4	
Toluene-d8 (S)	101	%.	73-122	1		03/07/24 03:49	2037-26-5	

REPORT OF LABORATORY ANALYSIS

This report shall not be reproduced, except in full,
without the written consent of Pace Analytical Services, LLC.

Pace Analytical Services, LLC
7726 Moller Road
Indianapolis, IN 46268
(317)228-3100

ANALYTICAL RESULTS

Project: Houghland Canning
Pace Project No.: 50367374

Sample: MW-32 **Lab ID: 50367374010** Collected: 03/01/24 15:00 Received: 03/05/24 13:30 Matrix: Water

Parameters	Results	Units	Report Limit	DF	Prepared	Analyzed	CAS No.	Qual
8260 MSV Indiana	Analytical Method: EPA 5030/8260 Pace Analytical Services - Indianapolis							
Acetone	ND	ug/L	100	1		03/07/24 04:20	67-64-1	
Acrolein	ND	ug/L	50.0	1		03/07/24 04:20	107-02-8	
Acrylonitrile	ND	ug/L	100	1		03/07/24 04:20	107-13-1	
Benzene	ND	ug/L	5.0	1		03/07/24 04:20	71-43-2	
Bromobenzene	ND	ug/L	5.0	1		03/07/24 04:20	108-86-1	
Bromochloromethane	ND	ug/L	5.0	1		03/07/24 04:20	74-97-5	
Bromodichloromethane	ND	ug/L	5.0	1		03/07/24 04:20	75-27-4	
Bromoform	ND	ug/L	5.0	1		03/07/24 04:20	75-25-2	
Bromomethane	ND	ug/L	5.0	1		03/07/24 04:20	74-83-9	
2-Butanone (MEK)	ND	ug/L	25.0	1		03/07/24 04:20	78-93-3	
n-Butylbenzene	ND	ug/L	5.0	1		03/07/24 04:20	104-51-8	
sec-Butylbenzene	ND	ug/L	5.0	1		03/07/24 04:20	135-98-8	
tert-Butylbenzene	ND	ug/L	5.0	1		03/07/24 04:20	98-06-6	
Carbon disulfide	ND	ug/L	10.0	1		03/07/24 04:20	75-15-0	
Carbon tetrachloride	ND	ug/L	5.0	1		03/07/24 04:20	56-23-5	
Chlorobenzene	ND	ug/L	5.0	1		03/07/24 04:20	108-90-7	
Chloroethane	ND	ug/L	5.0	1		03/07/24 04:20	75-00-3	
Chloroform	ND	ug/L	5.0	1		03/07/24 04:20	67-66-3	
Chloromethane	ND	ug/L	5.0	1		03/07/24 04:20	74-87-3	
2-Chlorotoluene	ND	ug/L	5.0	1		03/07/24 04:20	95-49-8	
4-Chlorotoluene	ND	ug/L	5.0	1		03/07/24 04:20	106-43-4	
Dibromochloromethane	ND	ug/L	5.0	1		03/07/24 04:20	124-48-1	
1,2-Dibromoethane (EDB)	ND	ug/L	5.0	1		03/07/24 04:20	106-93-4	
Dibromomethane	ND	ug/L	5.0	1		03/07/24 04:20	74-95-3	
1,2-Dichlorobenzene	ND	ug/L	5.0	1		03/07/24 04:20	95-50-1	
1,3-Dichlorobenzene	ND	ug/L	5.0	1		03/07/24 04:20	541-73-1	
1,4-Dichlorobenzene	ND	ug/L	5.0	1		03/07/24 04:20	106-46-7	
trans-1,4-Dichloro-2-butene	ND	ug/L	100	1		03/07/24 04:20	110-57-6	
Dichlorodifluoromethane	ND	ug/L	5.0	1		03/07/24 04:20	75-71-8	
1,1-Dichloroethane	ND	ug/L	5.0	1		03/07/24 04:20	75-34-3	
1,2-Dichloroethane	ND	ug/L	5.0	1		03/07/24 04:20	107-06-2	
1,1-Dichloroethene	ND	ug/L	5.0	1		03/07/24 04:20	75-35-4	
cis-1,2-Dichloroethene	ND	ug/L	5.0	1		03/07/24 04:20	156-59-2	
trans-1,2-Dichloroethene	ND	ug/L	5.0	1		03/07/24 04:20	156-60-5	
1,2-Dichloropropane	ND	ug/L	5.0	1		03/07/24 04:20	78-87-5	
1,3-Dichloropropane	ND	ug/L	5.0	1		03/07/24 04:20	142-28-9	
2,2-Dichloropropane	ND	ug/L	5.0	1		03/07/24 04:20	594-20-7	
1,1-Dichloropropene	ND	ug/L	5.0	1		03/07/24 04:20	563-58-6	
cis-1,3-Dichloropropene	ND	ug/L	5.0	1		03/07/24 04:20	10061-01-5	
trans-1,3-Dichloropropene	ND	ug/L	5.0	1		03/07/24 04:20	10061-02-6	
Ethylbenzene	ND	ug/L	5.0	1		03/07/24 04:20	100-41-4	
Ethyl methacrylate	ND	ug/L	100	1		03/07/24 04:20	97-63-2	
Hexachloro-1,3-butadiene	ND	ug/L	5.0	1		03/07/24 04:20	87-68-3	
n-Hexane	ND	ug/L	5.0	1		03/07/24 04:20	110-54-3	
2-Hexanone	ND	ug/L	25.0	1		03/07/24 04:20	591-78-6	
Iodomethane	ND	ug/L	10.0	1		03/07/24 04:20	74-88-4	

REPORT OF LABORATORY ANALYSIS

This report shall not be reproduced, except in full,
without the written consent of Pace Analytical Services, LLC.

Pace Analytical Services, LLC
7726 Moller Road
Indianapolis, IN 46268
(317)228-3100

ANALYTICAL RESULTS

Project: Houghland Canning
Pace Project No.: 50367374

Sample: MW-32 **Lab ID: 50367374010** Collected: 03/01/24 15:00 Received: 03/05/24 13:30 Matrix: Water

Parameters	Results	Units	Report Limit	DF	Prepared	Analyzed	CAS No.	Qual
8260 MSV Indiana	Analytical Method: EPA 5030/8260 Pace Analytical Services - Indianapolis							
Isopropylbenzene (Cumene)	ND	ug/L	5.0	1		03/07/24 04:20	98-82-8	
p-Isopropyltoluene	ND	ug/L	5.0	1		03/07/24 04:20	99-87-6	
Methylene Chloride	ND	ug/L	5.0	1		03/07/24 04:20	75-09-2	
1-Methylnaphthalene	ND	ug/L	10.0	1		03/07/24 04:20	90-12-0	
2-Methylnaphthalene	ND	ug/L	10.0	1		03/07/24 04:20	91-57-6	
4-Methyl-2-pentanone (MIBK)	ND	ug/L	25.0	1		03/07/24 04:20	108-10-1	
Methyl-tert-butyl ether	ND	ug/L	4.0	1		03/07/24 04:20	1634-04-4	
Naphthalene	ND	ug/L	1.2	1		03/07/24 04:20	91-20-3	
n-Propylbenzene	ND	ug/L	5.0	1		03/07/24 04:20	103-65-1	
Styrene	ND	ug/L	5.0	1		03/07/24 04:20	100-42-5	
1,1,1,2-Tetrachloroethane	ND	ug/L	5.0	1		03/07/24 04:20	630-20-6	
1,1,2,2-Tetrachloroethane	ND	ug/L	5.0	1		03/07/24 04:20	79-34-5	
Tetrachloroethene	**5.5**	ug/L	5.0	1		03/07/24 04:20	127-18-4	
Toluene	ND	ug/L	5.0	1		03/07/24 04:20	108-88-3	
1,2,3-Trichlorobenzene	ND	ug/L	5.0	1		03/07/24 04:20	87-61-6	
1,2,4-Trichlorobenzene	ND	ug/L	5.0	1		03/07/24 04:20	120-82-1	
1,1,1-Trichloroethane	ND	ug/L	5.0	1		03/07/24 04:20	71-55-6	
1,1,2-Trichloroethane	ND	ug/L	5.0	1		03/07/24 04:20	79-00-5	
Trichloroethene	ND	ug/L	5.0	1		03/07/24 04:20	79-01-6	
Trichlorofluoromethane	ND	ug/L	5.0	1		03/07/24 04:20	75-69-4	
1,2,3-Trichloropropane	ND	ug/L	5.0	1		03/07/24 04:20	96-18-4	
1,2,4-Trimethylbenzene	ND	ug/L	5.0	1		03/07/24 04:20	95-63-6	
1,3,5-Trimethylbenzene	ND	ug/L	5.0	1		03/07/24 04:20	108-67-8	
Vinyl acetate	ND	ug/L	50.0	1		03/07/24 04:20	108-05-4	
Vinyl chloride	ND	ug/L	2.0	1		03/07/24 04:20	75-01-4	
Xylene (Total)	ND	ug/L	10.0	1		03/07/24 04:20	1330-20-7	
Surrogates								
Dibromofluoromethane (S)	100	%.	82-128	1		03/07/24 04:20	1868-53-7	
4-Bromofluorobenzene (S)	102	%.	79-124	1		03/07/24 04:20	460-00-4	
Toluene-d8 (S)	100	%.	73-122	1		03/07/24 04:20	2037-26-5	

REPORT OF LABORATORY ANALYSIS

This report shall not be reproduced, except in full,
without the written consent of Pace Analytical Services, LLC.

Pace Analytical Services, LLC
7726 Moller Road
Indianapolis, IN 46268
(317)228-3100

ANALYTICAL RESULTS

Project: Houghland Canning
Pace Project No.: 50367374

Sample: MW-42D **Lab ID: 50367374011** Collected: 03/04/24 08:57 Received: 03/05/24 13:30 Matrix: Water

Parameters	Results	Units	Report Limit	DF	Prepared	Analyzed	CAS No.	Qual
8260 MSV Indiana	Analytical Method: EPA 5030/8260 Pace Analytical Services - Indianapolis							
Acetone	ND	ug/L	100	1		03/07/24 04:51	67-64-1	
Acrolein	ND	ug/L	50.0	1		03/07/24 04:51	107-02-8	
Acrylonitrile	ND	ug/L	100	1		03/07/24 04:51	107-13-1	
Benzene	ND	ug/L	5.0	1		03/07/24 04:51	71-43-2	
Bromobenzene	ND	ug/L	5.0	1		03/07/24 04:51	108-86-1	
Bromochloromethane	ND	ug/L	5.0	1		03/07/24 04:51	74-97-5	
Bromodichloromethane	ND	ug/L	5.0	1		03/07/24 04:51	75-27-4	
Bromoform	ND	ug/L	5.0	1		03/07/24 04:51	75-25-2	
Bromomethane	ND	ug/L	5.0	1		03/07/24 04:51	74-83-9	
2-Butanone (MEK)	ND	ug/L	25.0	1		03/07/24 04:51	78-93-3	
n-Butylbenzene	ND	ug/L	5.0	1		03/07/24 04:51	104-51-8	
sec-Butylbenzene	ND	ug/L	5.0	1		03/07/24 04:51	135-98-8	
tert-Butylbenzene	ND	ug/L	5.0	1		03/07/24 04:51	98-06-6	
Carbon disulfide	ND	ug/L	10.0	1		03/07/24 04:51	75-15-0	
Carbon tetrachloride	ND	ug/L	5.0	1		03/07/24 04:51	56-23-5	
Chlorobenzene	ND	ug/L	5.0	1		03/07/24 04:51	108-90-7	
Chloroethane	ND	ug/L	5.0	1		03/07/24 04:51	75-00-3	
Chloroform	ND	ug/L	5.0	1		03/07/24 04:51	67-66-3	
Chloromethane	ND	ug/L	5.0	1		03/07/24 04:51	74-87-3	
2-Chlorotoluene	ND	ug/L	5.0	1		03/07/24 04:51	95-49-8	
4-Chlorotoluene	ND	ug/L	5.0	1		03/07/24 04:51	106-43-4	
Dibromochloromethane	ND	ug/L	5.0	1		03/07/24 04:51	124-48-1	
1,2-Dibromoethane (EDB)	ND	ug/L	5.0	1		03/07/24 04:51	106-93-4	
Dibromomethane	ND	ug/L	5.0	1		03/07/24 04:51	74-95-3	
1,2-Dichlorobenzene	ND	ug/L	5.0	1		03/07/24 04:51	95-50-1	
1,3-Dichlorobenzene	ND	ug/L	5.0	1		03/07/24 04:51	541-73-1	
1,4-Dichlorobenzene	ND	ug/L	5.0	1		03/07/24 04:51	106-46-7	
trans-1,4-Dichloro-2-butene	ND	ug/L	100	1		03/07/24 04:51	110-57-6	
Dichlorodifluoromethane	ND	ug/L	5.0	1		03/07/24 04:51	75-71-8	
1,1-Dichloroethane	ND	ug/L	5.0	1		03/07/24 04:51	75-34-3	
1,2-Dichloroethane	ND	ug/L	5.0	1		03/07/24 04:51	107-06-2	
1,1-Dichloroethene	ND	ug/L	5.0	1		03/07/24 04:51	75-35-4	
cis-1,2-Dichloroethene	**352**	ug/L	50.0	10		03/07/24 05:22	156-59-2	
trans-1,2-Dichloroethene	**22.5**	ug/L	5.0	1		03/07/24 04:51	156-60-5	
1,2-Dichloropropane	ND	ug/L	5.0	1		03/07/24 04:51	78-87-5	
1,3-Dichloropropane	ND	ug/L	5.0	1		03/07/24 04:51	142-28-9	
2,2-Dichloropropane	ND	ug/L	5.0	1		03/07/24 04:51	594-20-7	
1,1-Dichloropropene	ND	ug/L	5.0	1		03/07/24 04:51	563-58-6	
cis-1,3-Dichloropropene	ND	ug/L	5.0	1		03/07/24 04:51	10061-01-5	
trans-1,3-Dichloropropene	ND	ug/L	5.0	1		03/07/24 04:51	10061-02-6	
Ethylbenzene	ND	ug/L	5.0	1		03/07/24 04:51	100-41-4	
Ethyl methacrylate	ND	ug/L	100	1		03/07/24 04:51	97-63-2	
Hexachloro-1,3-butadiene	ND	ug/L	5.0	1		03/07/24 04:51	87-68-3	
n-Hexane	ND	ug/L	5.0	1		03/07/24 04:51	110-54-3	
2-Hexanone	ND	ug/L	25.0	1		03/07/24 04:51	591-78-6	
Iodomethane	ND	ug/L	10.0	1		03/07/24 04:51	74-88-4	

REPORT OF LABORATORY ANALYSIS

This report shall not be reproduced, except in full,
without the written consent of Pace Analytical Services, LLC.

Pace Analytical Services, LLC
7726 Moller Road
Indianapolis, IN 46268
(317)228-3100

ANALYTICAL RESULTS

Project: Houghland Canning
Pace Project No.: 50367374

Sample: MW-42D **Lab ID: 50367374011** Collected: 03/04/24 08:57 Received: 03/05/24 13:30 Matrix: Water

Parameters	Results	Units	Report Limit	DF	Prepared	Analyzed	CAS No.	Qual
8260 MSV Indiana	Analytical Method: EPA 5030/8260							
	Pace Analytical Services - Indianapolis							
Isopropylbenzene (Cumene)	ND	ug/L	5.0	1		03/07/24 04:51	98-82-8	
p-Isopropyltoluene	ND	ug/L	5.0	1		03/07/24 04:51	99-87-6	
Methylene Chloride	ND	ug/L	5.0	1		03/07/24 04:51	75-09-2	
1-Methylnaphthalene	ND	ug/L	10.0	1		03/07/24 04:51	90-12-0	
2-Methylnaphthalene	ND	ug/L	10.0	1		03/07/24 04:51	91-57-6	
4-Methyl-2-pentanone (MIBK)	ND	ug/L	25.0	1		03/07/24 04:51	108-10-1	
Methyl-tert-butyl ether	ND	ug/L	4.0	1		03/07/24 04:51	1634-04-4	
Naphthalene	ND	ug/L	1.2	1		03/07/24 04:51	91-20-3	
n-Propylbenzene	ND	ug/L	5.0	1		03/07/24 04:51	103-65-1	
Styrene	ND	ug/L	5.0	1		03/07/24 04:51	100-42-5	
1,1,1,2-Tetrachloroethane	ND	ug/L	5.0	1		03/07/24 04:51	630-20-6	
1,1,2,2-Tetrachloroethane	ND	ug/L	5.0	1		03/07/24 04:51	79-34-5	
Tetrachloroethene	ND	ug/L	5.0	1		03/07/24 04:51	127-18-4	
Toluene	ND	ug/L	5.0	1		03/07/24 04:51	108-88-3	
1,2,3-Trichlorobenzene	ND	ug/L	5.0	1		03/07/24 04:51	87-61-6	
1,2,4-Trichlorobenzene	ND	ug/L	5.0	1		03/07/24 04:51	120-82-1	
1,1,1-Trichloroethane	ND	ug/L	5.0	1		03/07/24 04:51	71-55-6	
1,1,2-Trichloroethane	ND	ug/L	5.0	1		03/07/24 04:51	79-00-5	
Trichloroethene	**71.1**	ug/L	5.0	1		03/07/24 04:51	79-01-6	
Trichlorofluoromethane	ND	ug/L	5.0	1		03/07/24 04:51	75-69-4	
1,2,3-Trichloropropane	ND	ug/L	5.0	1		03/07/24 04:51	96-18-4	
1,2,4-Trimethylbenzene	ND	ug/L	5.0	1		03/07/24 04:51	95-63-6	
1,3,5-Trimethylbenzene	ND	ug/L	5.0	1		03/07/24 04:51	108-67-8	
Vinyl acetate	ND	ug/L	50.0	1		03/07/24 04:51	108-05-4	
Vinyl chloride	**3.1**	ug/L	2.0	1		03/07/24 04:51	75-01-4	
Xylene (Total)	ND	ug/L	10.0	1		03/07/24 04:51	1330-20-7	
Surrogates								
Dibromofluoromethane (S)	98	%.	82-128	1		03/07/24 04:51	1868-53-7	
4-Bromofluorobenzene (S)	100	%.	79-124	1		03/07/24 04:51	460-00-4	
Toluene-d8 (S)	100	%.	73-122	1		03/07/24 04:51	2037-26-5	

REPORT OF LABORATORY ANALYSIS

This report shall not be reproduced, except in full,
without the written consent of Pace Analytical Services, LLC.

Pace Analytical Services, LLC
7726 Moller Road
Indianapolis, IN 46268
(317)228-3100

ANALYTICAL RESULTS

Project: Houghland Canning
Pace Project No.: 50367374

Sample: MW-42 **Lab ID: 50367374012** Collected: 03/04/24 09:30 Received: 03/05/24 13:30 Matrix: Water

Parameters	Results	Units	Report Limit	DF	Prepared	Analyzed	CAS No.	Qual
8260 MSV Indiana	Analytical Method: EPA 5030/8260 Pace Analytical Services - Indianapolis							
Acetone	ND	ug/L	100	1		03/07/24 05:53	67-64-1	
Acrolein	ND	ug/L	50.0	1		03/07/24 05:53	107-02-8	
Acrylonitrile	ND	ug/L	100	1		03/07/24 05:53	107-13-1	
Benzene	ND	ug/L	5.0	1		03/07/24 05:53	71-43-2	
Bromobenzene	ND	ug/L	5.0	1		03/07/24 05:53	108-86-1	
Bromochloromethane	ND	ug/L	5.0	1		03/07/24 05:53	74-97-5	
Bromodichloromethane	ND	ug/L	5.0	1		03/07/24 05:53	75-27-4	
Bromoform	ND	ug/L	5.0	1		03/07/24 05:53	75-25-2	
Bromomethane	ND	ug/L	5.0	1		03/07/24 05:53	74-83-9	
2-Butanone (MEK)	ND	ug/L	25.0	1		03/07/24 05:53	78-93-3	
n-Butylbenzene	ND	ug/L	5.0	1		03/07/24 05:53	104-51-8	
sec-Butylbenzene	ND	ug/L	5.0	1		03/07/24 05:53	135-98-8	
tert-Butylbenzene	ND	ug/L	5.0	1		03/07/24 05:53	98-06-6	
Carbon disulfide	ND	ug/L	10.0	1		03/07/24 05:53	75-15-0	
Carbon tetrachloride	ND	ug/L	5.0	1		03/07/24 05:53	56-23-5	
Chlorobenzene	ND	ug/L	5.0	1		03/07/24 05:53	108-90-7	
Chloroethane	ND	ug/L	5.0	1		03/07/24 05:53	75-00-3	
Chloroform	ND	ug/L	5.0	1		03/07/24 05:53	67-66-3	
Chloromethane	ND	ug/L	5.0	1		03/07/24 05:53	74-87-3	
2-Chlorotoluene	ND	ug/L	5.0	1		03/07/24 05:53	95-49-8	
4-Chlorotoluene	ND	ug/L	5.0	1		03/07/24 05:53	106-43-4	
Dibromochloromethane	ND	ug/L	5.0	1		03/07/24 05:53	124-48-1	
1,2-Dibromoethane (EDB)	ND	ug/L	5.0	1		03/07/24 05:53	106-93-4	
Dibromomethane	ND	ug/L	5.0	1		03/07/24 05:53	74-95-3	
1,2-Dichlorobenzene	ND	ug/L	5.0	1		03/07/24 05:53	95-50-1	
1,3-Dichlorobenzene	ND	ug/L	5.0	1		03/07/24 05:53	541-73-1	
1,4-Dichlorobenzene	ND	ug/L	5.0	1		03/07/24 05:53	106-46-7	
trans-1,4-Dichloro-2-butene	ND	ug/L	100	1		03/07/24 05:53	110-57-6	
Dichlorodifluoromethane	ND	ug/L	5.0	1		03/07/24 05:53	75-71-8	
1,1-Dichloroethane	ND	ug/L	5.0	1		03/07/24 05:53	75-34-3	
1,2-Dichloroethane	ND	ug/L	5.0	1		03/07/24 05:53	107-06-2	
1,1-Dichloroethene	ND	ug/L	5.0	1		03/07/24 05:53	75-35-4	
cis-1,2-Dichloroethene	ND	ug/L	5.0	1		03/07/24 05:53	156-59-2	
trans-1,2-Dichloroethene	ND	ug/L	5.0	1		03/07/24 05:53	156-60-5	
1,2-Dichloropropane	ND	ug/L	5.0	1		03/07/24 05:53	78-87-5	
1,3-Dichloropropane	ND	ug/L	5.0	1		03/07/24 05:53	142-28-9	
2,2-Dichloropropane	ND	ug/L	5.0	1		03/07/24 05:53	594-20-7	
1,1-Dichloropropene	ND	ug/L	5.0	1		03/07/24 05:53	563-58-6	
cis-1,3-Dichloropropene	ND	ug/L	5.0	1		03/07/24 05:53	10061-01-5	
trans-1,3-Dichloropropene	ND	ug/L	5.0	1		03/07/24 05:53	10061-02-6	
Ethylbenzene	ND	ug/L	5.0	1		03/07/24 05:53	100-41-4	
Ethyl methacrylate	ND	ug/L	100	1		03/07/24 05:53	97-63-2	
Hexachloro-1,3-butadiene	ND	ug/L	5.0	1		03/07/24 05:53	87-68-3	
n-Hexane	ND	ug/L	5.0	1		03/07/24 05:53	110-54-3	
2-Hexanone	ND	ug/L	25.0	1		03/07/24 05:53	591-78-6	
Iodomethane	ND	ug/L	10.0	1		03/07/24 05:53	74-88-4	

REPORT OF LABORATORY ANALYSIS

This report shall not be reproduced, except in full,
without the written consent of Pace Analytical Services, LLC.

Pace Analytical Services, LLC
7726 Moller Road
Indianapolis, IN 46268
(317)228-3100

ANALYTICAL RESULTS

Project: Houghland Canning
Pace Project No.: 50367374

Sample: MW-42 **Lab ID: 50367374012** Collected: 03/04/24 09:30 Received: 03/05/24 13:30 Matrix: Water

Parameters	Results	Units	Report Limit	DF	Prepared	Analyzed	CAS No.	Qual
8260 MSV Indiana	Analytical Method: EPA 5030/8260 Pace Analytical Services - Indianapolis							
Isopropylbenzene (Cumene)	ND	ug/L	5.0	1		03/07/24 05:53	98-82-8	
p-Isopropyltoluene	ND	ug/L	5.0	1		03/07/24 05:53	99-87-6	
Methylene Chloride	ND	ug/L	5.0	1		03/07/24 05:53	75-09-2	
1-Methylnaphthalene	ND	ug/L	10.0	1		03/07/24 05:53	90-12-0	
2-Methylnaphthalene	ND	ug/L	10.0	1		03/07/24 05:53	91-57-6	
4-Methyl-2-pentanone (MIBK)	ND	ug/L	25.0	1		03/07/24 05:53	108-10-1	
Methyl-tert-butyl ether	ND	ug/L	4.0	1		03/07/24 05:53	1634-04-4	
Naphthalene	ND	ug/L	1.2	1		03/07/24 05:53	91-20-3	
n-Propylbenzene	ND	ug/L	5.0	1		03/07/24 05:53	103-65-1	
Styrene	ND	ug/L	5.0	1		03/07/24 05:53	100-42-5	
1,1,1,2-Tetrachloroethane	ND	ug/L	5.0	1		03/07/24 05:53	630-20-6	
1,1,2,2-Tetrachloroethane	ND	ug/L	5.0	1		03/07/24 05:53	79-34-5	
Tetrachloroethene	ND	ug/L	5.0	1		03/07/24 05:53	127-18-4	
Toluene	ND	ug/L	5.0	1		03/07/24 05:53	108-88-3	
1,2,3-Trichlorobenzene	ND	ug/L	5.0	1		03/07/24 05:53	87-61-6	
1,2,4-Trichlorobenzene	ND	ug/L	5.0	1		03/07/24 05:53	120-82-1	
1,1,1-Trichloroethane	ND	ug/L	5.0	1		03/07/24 05:53	71-55-6	
1,1,2-Trichloroethane	ND	ug/L	5.0	1		03/07/24 05:53	79-00-5	
Trichloroethene	**178**	ug/L	5.0	1		03/07/24 05:53	79-01-6	
Trichlorofluoromethane	ND	ug/L	5.0	1		03/07/24 05:53	75-69-4	
1,2,3-Trichloropropane	ND	ug/L	5.0	1		03/07/24 05:53	96-18-4	
1,2,4-Trimethylbenzene	ND	ug/L	5.0	1		03/07/24 05:53	95-63-6	
1,3,5-Trimethylbenzene	ND	ug/L	5.0	1		03/07/24 05:53	108-67-8	
Vinyl acetate	ND	ug/L	50.0	1		03/07/24 05:53	108-05-4	
Vinyl chloride	ND	ug/L	2.0	1		03/07/24 05:53	75-01-4	
Xylene (Total)	ND	ug/L	10.0	1		03/07/24 05:53	1330-20-7	
Surrogates								
Dibromofluoromethane (S)	101	%.	82-128	1		03/07/24 05:53	1868-53-7	
4-Bromofluorobenzene (S)	102	%.	79-124	1		03/07/24 05:53	460-00-4	
Toluene-d8 (S)	100	%.	73-122	1		03/07/24 05:53	2037-26-5	

REPORT OF LABORATORY ANALYSIS

This report shall not be reproduced, except in full,
without the written consent of Pace Analytical Services, LLC.

Pace Analytical Services, LLC
7726 Moller Road
Indianapolis, IN 46268
(317)228-3100

ANALYTICAL RESULTS

Project: Houghland Canning
Pace Project No.: 50367374

Sample: MW-29D **Lab ID: 50367374013** Collected: 03/04/24 10:02 Received: 03/05/24 13:30 Matrix: Water

Parameters	Results	Units	Report Limit	DF	Prepared	Analyzed	CAS No.	Qual
8260 MSV Indiana	Analytical Method: EPA 5030/8260 Pace Analytical Services - Indianapolis							
Acetone	ND	ug/L	100	1		03/07/24 06:24	67-64-1	
Acrolein	ND	ug/L	50.0	1		03/07/24 06:24	107-02-8	
Acrylonitrile	ND	ug/L	100	1		03/07/24 06:24	107-13-1	
Benzene	ND	ug/L	5.0	1		03/07/24 06:24	71-43-2	
Bromobenzene	ND	ug/L	5.0	1		03/07/24 06:24	108-86-1	
Bromochloromethane	ND	ug/L	5.0	1		03/07/24 06:24	74-97-5	
Bromodichloromethane	ND	ug/L	5.0	1		03/07/24 06:24	75-27-4	
Bromoform	ND	ug/L	5.0	1		03/07/24 06:24	75-25-2	
Bromomethane	ND	ug/L	5.0	1		03/07/24 06:24	74-83-9	
2-Butanone (MEK)	ND	ug/L	25.0	1		03/07/24 06:24	78-93-3	
n-Butylbenzene	ND	ug/L	5.0	1		03/07/24 06:24	104-51-8	
sec-Butylbenzene	ND	ug/L	5.0	1		03/07/24 06:24	135-98-8	
tert-Butylbenzene	ND	ug/L	5.0	1		03/07/24 06:24	98-06-6	
Carbon disulfide	ND	ug/L	10.0	1		03/07/24 06:24	75-15-0	
Carbon tetrachloride	ND	ug/L	5.0	1		03/07/24 06:24	56-23-5	
Chlorobenzene	ND	ug/L	5.0	1		03/07/24 06:24	108-90-7	
Chloroethane	ND	ug/L	5.0	1		03/07/24 06:24	75-00-3	
Chloroform	ND	ug/L	5.0	1		03/07/24 06:24	67-66-3	
Chloromethane	ND	ug/L	5.0	1		03/07/24 06:24	74-87-3	
2-Chlorotoluene	ND	ug/L	5.0	1		03/07/24 06:24	95-49-8	
4-Chlorotoluene	ND	ug/L	5.0	1		03/07/24 06:24	106-43-4	
Dibromochloromethane	ND	ug/L	5.0	1		03/07/24 06:24	124-48-1	
1,2-Dibromoethane (EDB)	ND	ug/L	5.0	1		03/07/24 06:24	106-93-4	
Dibromomethane	ND	ug/L	5.0	1		03/07/24 06:24	74-95-3	
1,2-Dichlorobenzene	ND	ug/L	5.0	1		03/07/24 06:24	95-50-1	
1,3-Dichlorobenzene	ND	ug/L	5.0	1		03/07/24 06:24	541-73-1	
1,4-Dichlorobenzene	ND	ug/L	5.0	1		03/07/24 06:24	106-46-7	
trans-1,4-Dichloro-2-butene	ND	ug/L	100	1		03/07/24 06:24	110-57-6	
Dichlorodifluoromethane	ND	ug/L	5.0	1		03/07/24 06:24	75-71-8	
1,1-Dichloroethane	ND	ug/L	5.0	1		03/07/24 06:24	75-34-3	
1,2-Dichloroethane	ND	ug/L	5.0	1		03/07/24 06:24	107-06-2	
1,1-Dichloroethene	ND	ug/L	5.0	1		03/07/24 06:24	75-35-4	
cis-1,2-Dichloroethene	**86.3**	ug/L	5.0	1		03/07/24 06:24	156-59-2	
trans-1,2-Dichloroethene	ND	ug/L	5.0	1		03/07/24 06:24	156-60-5	
1,2-Dichloropropane	ND	ug/L	5.0	1		03/07/24 06:24	78-87-5	
1,3-Dichloropropane	ND	ug/L	5.0	1		03/07/24 06:24	142-28-9	
2,2-Dichloropropane	ND	ug/L	5.0	1		03/07/24 06:24	594-20-7	
1,1-Dichloropropene	ND	ug/L	5.0	1		03/07/24 06:24	563-58-6	
cis-1,3-Dichloropropene	ND	ug/L	5.0	1		03/07/24 06:24	10061-01-5	
trans-1,3-Dichloropropene	ND	ug/L	5.0	1		03/07/24 06:24	10061-02-6	
Ethylbenzene	ND	ug/L	5.0	1		03/07/24 06:24	100-41-4	
Ethyl methacrylate	ND	ug/L	100	1		03/07/24 06:24	97-63-2	
Hexachloro-1,3-butadiene	ND	ug/L	5.0	1		03/07/24 06:24	87-68-3	
n-Hexane	ND	ug/L	5.0	1		03/07/24 06:24	110-54-3	
2-Hexanone	ND	ug/L	25.0	1		03/07/24 06:24	591-78-6	
Iodomethane	ND	ug/L	10.0	1		03/07/24 06:24	74-88-4	

REPORT OF LABORATORY ANALYSIS

This report shall not be reproduced, except in full,
without the written consent of Pace Analytical Services, LLC.

Pace Analytical Services, LLC
7726 Moller Road
Indianapolis, IN 46268
(317)228-3100

ANALYTICAL RESULTS

Project: Houghland Canning
Pace Project No.: 50367374

Sample: MW-29D **Lab ID: 50367374013** Collected: 03/04/24 10:02 Received: 03/05/24 13:30 Matrix: Water

Parameters	Results	Units	Report Limit	DF	Prepared	Analyzed	CAS No.	Qual
8260 MSV Indiana	Analytical Method: EPA 5030/8260 Pace Analytical Services - Indianapolis							
Isopropylbenzene (Cumene)	ND	ug/L	5.0	1		03/07/24 06:24	98-82-8	
p-Isopropyltoluene	ND	ug/L	5.0	1		03/07/24 06:24	99-87-6	
Methylene Chloride	ND	ug/L	5.0	1		03/07/24 06:24	75-09-2	
1-Methylnaphthalene	ND	ug/L	10.0	1		03/07/24 06:24	90-12-0	
2-Methylnaphthalene	ND	ug/L	10.0	1		03/07/24 06:24	91-57-6	
4-Methyl-2-pentanone (MIBK)	ND	ug/L	25.0	1		03/07/24 06:24	108-10-1	
Methyl-tert-butyl ether	ND	ug/L	4.0	1		03/07/24 06:24	1634-04-4	
Naphthalene	ND	ug/L	1.2	1		03/07/24 06:24	91-20-3	
n-Propylbenzene	ND	ug/L	5.0	1		03/07/24 06:24	103-65-1	
Styrene	ND	ug/L	5.0	1		03/07/24 06:24	100-42-5	
1,1,1,2-Tetrachloroethane	ND	ug/L	5.0	1		03/07/24 06:24	630-20-6	
1,1,2,2-Tetrachloroethane	ND	ug/L	5.0	1		03/07/24 06:24	79-34-5	
Tetrachloroethene	**11.6**	ug/L	5.0	1		03/07/24 06:24	127-18-4	
Toluene	ND	ug/L	5.0	1		03/07/24 06:24	108-88-3	
1,2,3-Trichlorobenzene	ND	ug/L	5.0	1		03/07/24 06:24	87-61-6	
1,2,4-Trichlorobenzene	ND	ug/L	5.0	1		03/07/24 06:24	120-82-1	
1,1,1-Trichloroethane	ND	ug/L	5.0	1		03/07/24 06:24	71-55-6	
1,1,2-Trichloroethane	ND	ug/L	5.0	1		03/07/24 06:24	79-00-5	
Trichloroethene	**93.9**	ug/L	5.0	1		03/07/24 06:24	79-01-6	
Trichlorofluoromethane	ND	ug/L	5.0	1		03/07/24 06:24	75-69-4	
1,2,3-Trichloropropane	ND	ug/L	5.0	1		03/07/24 06:24	96-18-4	
1,2,4-Trimethylbenzene	ND	ug/L	5.0	1		03/07/24 06:24	95-63-6	
1,3,5-Trimethylbenzene	ND	ug/L	5.0	1		03/07/24 06:24	108-67-8	
Vinyl acetate	ND	ug/L	50.0	1		03/07/24 06:24	108-05-4	
Vinyl chloride	**28.0**	ug/L	2.0	1		03/07/24 06:24	75-01-4	
Xylene (Total)	ND	ug/L	10.0	1		03/07/24 06:24	1330-20-7	
Surrogates								
Dibromofluoromethane (S)	101	%.	82-128	1		03/07/24 06:24	1868-53-7	
4-Bromofluorobenzene (S)	102	%.	79-124	1		03/07/24 06:24	460-00-4	
Toluene-d8 (S)	99	%.	73-122	1		03/07/24 06:24	2037-26-5	

REPORT OF LABORATORY ANALYSIS

This report shall not be reproduced, except in full,
without the written consent of Pace Analytical Services, LLC.

Pace Analytical Services, LLC
7726 Moller Road
Indianapolis, IN 46268
(317)228-3100

ANALYTICAL RESULTS

Project: Houghland Canning
Pace Project No.: 50367374

Sample: MW-29 **Lab ID: 50367374014** Collected: 03/04/24 10:38 Received: 03/05/24 13:30 Matrix: Water

Parameters	Results	Units	Report Limit	DF	Prepared	Analyzed	CAS No.	Qual
8260 MSV Indiana	Analytical Method: EPA 5030/8260 Pace Analytical Services - Indianapolis							
Acetone	ND	ug/L	100	1		03/07/24 06:55	67-64-1	
Acrolein	ND	ug/L	50.0	1		03/07/24 06:55	107-02-8	
Acrylonitrile	ND	ug/L	100	1		03/07/24 06:55	107-13-1	
Benzene	ND	ug/L	5.0	1		03/07/24 06:55	71-43-2	
Bromobenzene	ND	ug/L	5.0	1		03/07/24 06:55	108-86-1	
Bromochloromethane	ND	ug/L	5.0	1		03/07/24 06:55	74-97-5	
Bromodichloromethane	ND	ug/L	5.0	1		03/07/24 06:55	75-27-4	
Bromoform	ND	ug/L	5.0	1		03/07/24 06:55	75-25-2	
Bromomethane	ND	ug/L	5.0	1		03/07/24 06:55	74-83-9	
2-Butanone (MEK)	ND	ug/L	25.0	1		03/07/24 06:55	78-93-3	
n-Butylbenzene	ND	ug/L	5.0	1		03/07/24 06:55	104-51-8	
sec-Butylbenzene	ND	ug/L	5.0	1		03/07/24 06:55	135-98-8	
tert-Butylbenzene	ND	ug/L	5.0	1		03/07/24 06:55	98-06-6	
Carbon disulfide	ND	ug/L	10.0	1		03/07/24 06:55	75-15-0	
Carbon tetrachloride	ND	ug/L	5.0	1		03/07/24 06:55	56-23-5	
Chlorobenzene	ND	ug/L	5.0	1		03/07/24 06:55	108-90-7	
Chloroethane	ND	ug/L	5.0	1		03/07/24 06:55	75-00-3	
Chloroform	ND	ug/L	5.0	1		03/07/24 06:55	67-66-3	
Chloromethane	ND	ug/L	5.0	1		03/07/24 06:55	74-87-3	
2-Chlorotoluene	ND	ug/L	5.0	1		03/07/24 06:55	95-49-8	
4-Chlorotoluene	ND	ug/L	5.0	1		03/07/24 06:55	106-43-4	
Dibromochloromethane	ND	ug/L	5.0	1		03/07/24 06:55	124-48-1	
1,2-Dibromoethane (EDB)	ND	ug/L	5.0	1		03/07/24 06:55	106-93-4	
Dibromomethane	ND	ug/L	5.0	1		03/07/24 06:55	74-95-3	
1,2-Dichlorobenzene	ND	ug/L	5.0	1		03/07/24 06:55	95-50-1	
1,3-Dichlorobenzene	ND	ug/L	5.0	1		03/07/24 06:55	541-73-1	
1,4-Dichlorobenzene	ND	ug/L	5.0	1		03/07/24 06:55	106-46-7	
trans-1,4-Dichloro-2-butene	ND	ug/L	100	1		03/07/24 06:55	110-57-6	
Dichlorodifluoromethane	ND	ug/L	5.0	1		03/07/24 06:55	75-71-8	
1,1-Dichloroethane	ND	ug/L	5.0	1		03/07/24 06:55	75-34-3	
1,2-Dichloroethane	ND	ug/L	5.0	1		03/07/24 06:55	107-06-2	
1,1-Dichloroethene	ND	ug/L	5.0	1		03/07/24 06:55	75-35-4	
cis-1,2-Dichloroethene	**62.1**	ug/L	5.0	1		03/07/24 06:55	156-59-2	
trans-1,2-Dichloroethene	ND	ug/L	5.0	1		03/07/24 06:55	156-60-5	
1,2-Dichloropropane	ND	ug/L	5.0	1		03/07/24 06:55	78-87-5	
1,3-Dichloropropane	ND	ug/L	5.0	1		03/07/24 06:55	142-28-9	
2,2-Dichloropropane	ND	ug/L	5.0	1		03/07/24 06:55	594-20-7	
1,1-Dichloropropene	ND	ug/L	5.0	1		03/07/24 06:55	563-58-6	
cis-1,3-Dichloropropene	ND	ug/L	5.0	1		03/07/24 06:55	10061-01-5	
trans-1,3-Dichloropropene	ND	ug/L	5.0	1		03/07/24 06:55	10061-02-6	
Ethylbenzene	ND	ug/L	5.0	1		03/07/24 06:55	100-41-4	
Ethyl methacrylate	ND	ug/L	100	1		03/07/24 06:55	97-63-2	
Hexachloro-1,3-butadiene	ND	ug/L	5.0	1		03/07/24 06:55	87-68-3	
n-Hexane	ND	ug/L	5.0	1		03/07/24 06:55	110-54-3	
2-Hexanone	ND	ug/L	25.0	1		03/07/24 06:55	591-78-6	
Iodomethane	ND	ug/L	10.0	1		03/07/24 06:55	74-88-4	

REPORT OF LABORATORY ANALYSIS

This report shall not be reproduced, except in full,
without the written consent of Pace Analytical Services, LLC.

Pace Analytical Services, LLC
7726 Moller Road
Indianapolis, IN 46268
(317)228-3100

ANALYTICAL RESULTS

Project: Houghland Canning
Pace Project No.: 50367374

Sample: MW-29 **Lab ID: 50367374014** Collected: 03/04/24 10:38 Received: 03/05/24 13:30 Matrix: Water

Parameters	Results	Units	Report Limit	DF	Prepared	Analyzed	CAS No.	Qual
8260 MSV Indiana	Analytical Method: EPA 5030/8260							
	Pace Analytical Services - Indianapolis							
Isopropylbenzene (Cumene)	ND	ug/L	5.0	1		03/07/24 06:55	98-82-8	
p-Isopropyltoluene	ND	ug/L	5.0	1		03/07/24 06:55	99-87-6	
Methylene Chloride	ND	ug/L	5.0	1		03/07/24 06:55	75-09-2	
1-Methylnaphthalene	ND	ug/L	10.0	1		03/07/24 06:55	90-12-0	
2-Methylnaphthalene	ND	ug/L	10.0	1		03/07/24 06:55	91-57-6	
4-Methyl-2-pentanone (MIBK)	ND	ug/L	25.0	1		03/07/24 06:55	108-10-1	
Methyl-tert-butyl ether	ND	ug/L	4.0	1		03/07/24 06:55	1634-04-4	
Naphthalene	ND	ug/L	1.2	1		03/07/24 06:55	91-20-3	
n-Propylbenzene	ND	ug/L	5.0	1		03/07/24 06:55	103-65-1	
Styrene	ND	ug/L	5.0	1		03/07/24 06:55	100-42-5	
1,1,1,2-Tetrachloroethane	ND	ug/L	5.0	1		03/07/24 06:55	630-20-6	
1,1,2,2-Tetrachloroethane	ND	ug/L	5.0	1		03/07/24 06:55	79-34-5	
Tetrachloroethene	ND	ug/L	5.0	1		03/07/24 06:55	127-18-4	
Toluene	ND	ug/L	5.0	1		03/07/24 06:55	108-88-3	
1,2,3-Trichlorobenzene	ND	ug/L	5.0	1		03/07/24 06:55	87-61-6	
1,2,4-Trichlorobenzene	ND	ug/L	5.0	1		03/07/24 06:55	120-82-1	
1,1,1-Trichloroethane	ND	ug/L	5.0	1		03/07/24 06:55	71-55-6	
1,1,2-Trichloroethane	ND	ug/L	5.0	1		03/07/24 06:55	79-00-5	
Trichloroethene	ND	ug/L	5.0	1		03/07/24 06:55	79-01-6	
Trichlorofluoromethane	ND	ug/L	5.0	1		03/07/24 06:55	75-69-4	
1,2,3-Trichloropropane	ND	ug/L	5.0	1		03/07/24 06:55	96-18-4	
1,2,4-Trimethylbenzene	ND	ug/L	5.0	1		03/07/24 06:55	95-63-6	
1,3,5-Trimethylbenzene	ND	ug/L	5.0	1		03/07/24 06:55	108-67-8	
Vinyl acetate	ND	ug/L	50.0	1		03/07/24 06:55	108-05-4	
Vinyl chloride	**29.6**	ug/L	2.0	1		03/07/24 06:55	75-01-4	
Xylene (Total)	ND	ug/L	10.0	1		03/07/24 06:55	1330-20-7	
Surrogates								
Dibromofluoromethane (S)	99	%.	82-128	1		03/07/24 06:55	1868-53-7	
4-Bromofluorobenzene (S)	101	%.	79-124	1		03/07/24 06:55	460-00-4	
Toluene-d8 (S)	101	%.	73-122	1		03/07/24 06:55	2037-26-5	

REPORT OF LABORATORY ANALYSIS

This report shall not be reproduced, except in full,
without the written consent of Pace Analytical Services, LLC.

Pace Analytical Services, LLC
7726 Moller Road
Indianapolis, IN 46268
(317)228-3100

ANALYTICAL RESULTS

Project: Houghland Canning
Pace Project No.: 50367374

Sample: MW-41 **Lab ID: 50367374015** Collected: 03/04/24 11:19 Received: 03/05/24 13:30 Matrix: Water

Parameters	Results	Units	Report Limit	DF	Prepared	Analyzed	CAS No.	Qual
8260 MSV Indiana	Analytical Method: EPA 5030/8260 Pace Analytical Services - Indianapolis							
Acetone	ND	ug/L	100	1		03/07/24 07:28	67-64-1	
Acrolein	ND	ug/L	50.0	1		03/07/24 07:28	107-02-8	
Acrylonitrile	ND	ug/L	100	1		03/07/24 07:28	107-13-1	
Benzene	ND	ug/L	5.0	1		03/07/24 07:28	71-43-2	
Bromobenzene	ND	ug/L	5.0	1		03/07/24 07:28	108-86-1	
Bromochloromethane	ND	ug/L	5.0	1		03/07/24 07:28	74-97-5	
Bromodichloromethane	ND	ug/L	5.0	1		03/07/24 07:28	75-27-4	
Bromoform	ND	ug/L	5.0	1		03/07/24 07:28	75-25-2	
Bromomethane	ND	ug/L	5.0	1		03/07/24 07:28	74-83-9	
2-Butanone (MEK)	ND	ug/L	25.0	1		03/07/24 07:28	78-93-3	
n-Butylbenzene	ND	ug/L	5.0	1		03/07/24 07:28	104-51-8	
sec-Butylbenzene	ND	ug/L	5.0	1		03/07/24 07:28	135-98-8	
tert-Butylbenzene	ND	ug/L	5.0	1		03/07/24 07:28	98-06-6	
Carbon disulfide	ND	ug/L	10.0	1		03/07/24 07:28	75-15-0	
Carbon tetrachloride	ND	ug/L	5.0	1		03/07/24 07:28	56-23-5	
Chlorobenzene	ND	ug/L	5.0	1		03/07/24 07:28	108-90-7	
Chloroethane	ND	ug/L	5.0	1		03/07/24 07:28	75-00-3	
Chloroform	ND	ug/L	5.0	1		03/07/24 07:28	67-66-3	
Chloromethane	ND	ug/L	5.0	1		03/07/24 07:28	74-87-3	
2-Chlorotoluene	ND	ug/L	5.0	1		03/07/24 07:28	95-49-8	
4-Chlorotoluene	ND	ug/L	5.0	1		03/07/24 07:28	106-43-4	
Dibromochloromethane	ND	ug/L	5.0	1		03/07/24 07:28	124-48-1	
1,2-Dibromoethane (EDB)	ND	ug/L	5.0	1		03/07/24 07:28	106-93-4	
Dibromomethane	ND	ug/L	5.0	1		03/07/24 07:28	74-95-3	
1,2-Dichlorobenzene	ND	ug/L	5.0	1		03/07/24 07:28	95-50-1	
1,3-Dichlorobenzene	ND	ug/L	5.0	1		03/07/24 07:28	541-73-1	
1,4-Dichlorobenzene	ND	ug/L	5.0	1		03/07/24 07:28	106-46-7	
trans-1,4-Dichloro-2-butene	ND	ug/L	100	1		03/07/24 07:28	110-57-6	
Dichlorodifluoromethane	ND	ug/L	5.0	1		03/07/24 07:28	75-71-8	
1,1-Dichloroethane	ND	ug/L	5.0	1		03/07/24 07:28	75-34-3	
1,2-Dichloroethane	ND	ug/L	5.0	1		03/07/24 07:28	107-06-2	
1,1-Dichloroethene	ND	ug/L	5.0	1		03/07/24 07:28	75-35-4	
cis-1,2-Dichloroethene	**64.6**	ug/L	5.0	1		03/07/24 07:28	156-59-2	
trans-1,2-Dichloroethene	ND	ug/L	5.0	1		03/07/24 07:28	156-60-5	
1,2-Dichloropropane	ND	ug/L	5.0	1		03/07/24 07:28	78-87-5	
1,3-Dichloropropane	ND	ug/L	5.0	1		03/07/24 07:28	142-28-9	
2,2-Dichloropropane	ND	ug/L	5.0	1		03/07/24 07:28	594-20-7	
1,1-Dichloropropene	ND	ug/L	5.0	1		03/07/24 07:28	563-58-6	
cis-1,3-Dichloropropene	ND	ug/L	5.0	1		03/07/24 07:28	10061-01-5	
trans-1,3-Dichloropropene	ND	ug/L	5.0	1		03/07/24 07:28	10061-02-6	
Ethylbenzene	ND	ug/L	5.0	1		03/07/24 07:28	100-41-4	
Ethyl methacrylate	ND	ug/L	100	1		03/07/24 07:28	97-63-2	
Hexachloro-1,3-butadiene	ND	ug/L	5.0	1		03/07/24 07:28	87-68-3	
n-Hexane	ND	ug/L	5.0	1		03/07/24 07:28	110-54-3	
2-Hexanone	ND	ug/L	25.0	1		03/07/24 07:28	591-78-6	
Iodomethane	ND	ug/L	10.0	1		03/07/24 07:28	74-88-4	

REPORT OF LABORATORY ANALYSIS

This report shall not be reproduced, except in full,
without the written consent of Pace Analytical Services, LLC.

Pace Analytical Services, LLC
7726 Moller Road
Indianapolis, IN 46268
(317)228-3100

ANALYTICAL RESULTS

Project: Houghland Canning
Pace Project No.: 50367374

Sample: MW-41 **Lab ID: 50367374015** Collected: 03/04/24 11:19 Received: 03/05/24 13:30 Matrix: Water

Parameters	Results	Units	Report Limit	DF	Prepared	Analyzed	CAS No.	Qual
8260 MSV Indiana	Analytical Method: EPA 5030/8260 Pace Analytical Services - Indianapolis							
Isopropylbenzene (Cumene)	ND	ug/L	5.0	1		03/07/24 07:28	98-82-8	
p-Isopropyltoluene	ND	ug/L	5.0	1		03/07/24 07:28	99-87-6	
Methylene Chloride	ND	ug/L	5.0	1		03/07/24 07:28	75-09-2	
1-Methylnaphthalene	ND	ug/L	10.0	1		03/07/24 07:28	90-12-0	
2-Methylnaphthalene	ND	ug/L	10.0	1		03/07/24 07:28	91-57-6	
4-Methyl-2-pentanone (MIBK)	ND	ug/L	25.0	1		03/07/24 07:28	108-10-1	
Methyl-tert-butyl ether	ND	ug/L	4.0	1		03/07/24 07:28	1634-04-4	
Naphthalene	ND	ug/L	1.2	1		03/07/24 07:28	91-20-3	
n-Propylbenzene	ND	ug/L	5.0	1		03/07/24 07:28	103-65-1	
Styrene	ND	ug/L	5.0	1		03/07/24 07:28	100-42-5	
1,1,1,2-Tetrachloroethane	ND	ug/L	5.0	1		03/07/24 07:28	630-20-6	
1,1,2,2-Tetrachloroethane	ND	ug/L	5.0	1		03/07/24 07:28	79-34-5	
Tetrachloroethene	ND	ug/L	5.0	1		03/07/24 07:28	127-18-4	
Toluene	ND	ug/L	5.0	1		03/07/24 07:28	108-88-3	
1,2,3-Trichlorobenzene	ND	ug/L	5.0	1		03/07/24 07:28	87-61-6	
1,2,4-Trichlorobenzene	ND	ug/L	5.0	1		03/07/24 07:28	120-82-1	
1,1,1-Trichloroethane	ND	ug/L	5.0	1		03/07/24 07:28	71-55-6	
1,1,2-Trichloroethane	ND	ug/L	5.0	1		03/07/24 07:28	79-00-5	
Trichloroethene	**88.9**	ug/L	5.0	1		03/07/24 07:28	79-01-6	
Trichlorofluoromethane	ND	ug/L	5.0	1		03/07/24 07:28	75-69-4	
1,2,3-Trichloropropane	ND	ug/L	5.0	1		03/07/24 07:28	96-18-4	
1,2,4-Trimethylbenzene	ND	ug/L	5.0	1		03/07/24 07:28	95-63-6	
1,3,5-Trimethylbenzene	ND	ug/L	5.0	1		03/07/24 07:28	108-67-8	
Vinyl acetate	ND	ug/L	50.0	1		03/07/24 07:28	108-05-4	
Vinyl chloride	**24.7**	ug/L	2.0	1		03/07/24 07:28	75-01-4	
Xylene (Total)	ND	ug/L	10.0	1		03/07/24 07:28	1330-20-7	
Surrogates								
Dibromofluoromethane (S)	97	%.	82-128	1		03/07/24 07:28	1868-53-7	
4-Bromofluorobenzene (S)	100	%.	79-124	1		03/07/24 07:28	460-00-4	
Toluene-d8 (S)	100	%.	73-122	1		03/07/24 07:28	2037-26-5	

REPORT OF LABORATORY ANALYSIS

This report shall not be reproduced, except in full,
without the written consent of Pace Analytical Services, LLC.

Pace Analytical Services, LLC
7726 Moller Road
Indianapolis, IN 46268
(317)228-3100

ANALYTICAL RESULTS

Project: Houghland Canning
Pace Project No.: 50367374

Sample: MW-41D **Lab ID: 50367374016** Collected: 03/05/24 07:28 Received: 03/05/24 13:30 Matrix: Water

Parameters	Results	Units	Report Limit	DF	Prepared	Analyzed	CAS No.	Qual
8260 MSV Indiana	Analytical Method: EPA 5030/8260 Pace Analytical Services - Indianapolis							
Acetone	ND	ug/L	100	1		03/07/24 08:01	67-64-1	
Acrolein	ND	ug/L	50.0	1		03/07/24 08:01	107-02-8	
Acrylonitrile	ND	ug/L	100	1		03/07/24 08:01	107-13-1	
Benzene	ND	ug/L	5.0	1		03/07/24 08:01	71-43-2	
Bromobenzene	ND	ug/L	5.0	1		03/07/24 08:01	108-86-1	
Bromochloromethane	ND	ug/L	5.0	1		03/07/24 08:01	74-97-5	
Bromodichloromethane	ND	ug/L	5.0	1		03/07/24 08:01	75-27-4	
Bromoform	ND	ug/L	5.0	1		03/07/24 08:01	75-25-2	
Bromomethane	ND	ug/L	5.0	1		03/07/24 08:01	74-83-9	
2-Butanone (MEK)	ND	ug/L	25.0	1		03/07/24 08:01	78-93-3	
n-Butylbenzene	ND	ug/L	5.0	1		03/07/24 08:01	104-51-8	
sec-Butylbenzene	ND	ug/L	5.0	1		03/07/24 08:01	135-98-8	
tert-Butylbenzene	ND	ug/L	5.0	1		03/07/24 08:01	98-06-6	
Carbon disulfide	ND	ug/L	10.0	1		03/07/24 08:01	75-15-0	
Carbon tetrachloride	ND	ug/L	5.0	1		03/07/24 08:01	56-23-5	
Chlorobenzene	ND	ug/L	5.0	1		03/07/24 08:01	108-90-7	
Chloroethane	ND	ug/L	5.0	1		03/07/24 08:01	75-00-3	
Chloroform	ND	ug/L	5.0	1		03/07/24 08:01	67-66-3	
Chloromethane	ND	ug/L	5.0	1		03/07/24 08:01	74-87-3	
2-Chlorotoluene	ND	ug/L	5.0	1		03/07/24 08:01	95-49-8	
4-Chlorotoluene	ND	ug/L	5.0	1		03/07/24 08:01	106-43-4	
Dibromochloromethane	ND	ug/L	5.0	1		03/07/24 08:01	124-48-1	
1,2-Dibromoethane (EDB)	ND	ug/L	5.0	1		03/07/24 08:01	106-93-4	
Dibromomethane	ND	ug/L	5.0	1		03/07/24 08:01	74-95-3	
1,2-Dichlorobenzene	ND	ug/L	5.0	1		03/07/24 08:01	95-50-1	
1,3-Dichlorobenzene	ND	ug/L	5.0	1		03/07/24 08:01	541-73-1	
1,4-Dichlorobenzene	ND	ug/L	5.0	1		03/07/24 08:01	106-46-7	
trans-1,4-Dichloro-2-butene	ND	ug/L	100	1		03/07/24 08:01	110-57-6	
Dichlorodifluoromethane	ND	ug/L	5.0	1		03/07/24 08:01	75-71-8	
1,1-Dichloroethane	ND	ug/L	5.0	1		03/07/24 08:01	75-34-3	
1,2-Dichloroethane	ND	ug/L	5.0	1		03/07/24 08:01	107-06-2	
1,1-Dichloroethene	ND	ug/L	5.0	1		03/07/24 08:01	75-35-4	
cis-1,2-Dichloroethene	**243**	ug/L	5.0	1		03/07/24 08:01	156-59-2	
trans-1,2-Dichloroethene	ND	ug/L	5.0	1		03/07/24 08:01	156-60-5	
1,2-Dichloropropane	ND	ug/L	5.0	1		03/07/24 08:01	78-87-5	
1,3-Dichloropropane	ND	ug/L	5.0	1		03/07/24 08:01	142-28-9	
2,2-Dichloropropane	ND	ug/L	5.0	1		03/07/24 08:01	594-20-7	
1,1-Dichloropropene	ND	ug/L	5.0	1		03/07/24 08:01	563-58-6	
cis-1,3-Dichloropropene	ND	ug/L	5.0	1		03/07/24 08:01	10061-01-5	
trans-1,3-Dichloropropene	ND	ug/L	5.0	1		03/07/24 08:01	10061-02-6	
Ethylbenzene	ND	ug/L	5.0	1		03/07/24 08:01	100-41-4	
Ethyl methacrylate	ND	ug/L	100	1		03/07/24 08:01	97-63-2	
Hexachloro-1,3-butadiene	ND	ug/L	5.0	1		03/07/24 08:01	87-68-3	
n-Hexane	ND	ug/L	5.0	1		03/07/24 08:01	110-54-3	
2-Hexanone	ND	ug/L	25.0	1		03/07/24 08:01	591-78-6	
Iodomethane	ND	ug/L	10.0	1		03/07/24 08:01	74-88-4	

REPORT OF LABORATORY ANALYSIS

This report shall not be reproduced, except in full,
without the written consent of Pace Analytical Services, LLC.

Pace Analytical Services, LLC
7726 Moller Road
Indianapolis, IN 46268
(317)228-3100

ANALYTICAL RESULTS

Project: Houghland Canning
Pace Project No.: 50367374

Sample: MW-41D **Lab ID: 50367374016** Collected: 03/05/24 07:28 Received: 03/05/24 13:30 Matrix: Water

Parameters	Results	Units	Report Limit	DF	Prepared	Analyzed	CAS No.	Qual
8260 MSV Indiana	Analytical Method: EPA 5030/8260 Pace Analytical Services - Indianapolis							
Isopropylbenzene (Cumene)	ND	ug/L	5.0	1		03/07/24 08:01	98-82-8	
p-Isopropyltoluene	ND	ug/L	5.0	1		03/07/24 08:01	99-87-6	
Methylene Chloride	ND	ug/L	5.0	1		03/07/24 08:01	75-09-2	
1-Methylnaphthalene	ND	ug/L	10.0	1		03/07/24 08:01	90-12-0	
2-Methylnaphthalene	ND	ug/L	10.0	1		03/07/24 08:01	91-57-6	
4-Methyl-2-pentanone (MIBK)	ND	ug/L	25.0	1		03/07/24 08:01	108-10-1	
Methyl-tert-butyl ether	ND	ug/L	4.0	1		03/07/24 08:01	1634-04-4	
Naphthalene	ND	ug/L	1.2	1		03/07/24 08:01	91-20-3	
n-Propylbenzene	ND	ug/L	5.0	1		03/07/24 08:01	103-65-1	
Styrene	ND	ug/L	5.0	1		03/07/24 08:01	100-42-5	
1,1,1,2-Tetrachloroethane	ND	ug/L	5.0	1		03/07/24 08:01	630-20-6	
1,1,2,2-Tetrachloroethane	ND	ug/L	5.0	1		03/07/24 08:01	79-34-5	
Tetrachloroethene	ND	ug/L	5.0	1		03/07/24 08:01	127-18-4	
Toluene	ND	ug/L	5.0	1		03/07/24 08:01	108-88-3	
1,2,3-Trichlorobenzene	ND	ug/L	5.0	1		03/07/24 08:01	87-61-6	
1,2,4-Trichlorobenzene	ND	ug/L	5.0	1		03/07/24 08:01	120-82-1	
1,1,1-Trichloroethane	ND	ug/L	5.0	1		03/07/24 08:01	71-55-6	
1,1,2-Trichloroethane	ND	ug/L	5.0	1		03/07/24 08:01	79-00-5	
Trichloroethene	ND	ug/L	5.0	1		03/07/24 08:01	79-01-6	
Trichlorofluoromethane	ND	ug/L	5.0	1		03/07/24 08:01	75-69-4	
1,2,3-Trichloropropane	ND	ug/L	5.0	1		03/07/24 08:01	96-18-4	
1,2,4-Trimethylbenzene	ND	ug/L	5.0	1		03/07/24 08:01	95-63-6	
1,3,5-Trimethylbenzene	ND	ug/L	5.0	1		03/07/24 08:01	108-67-8	
Vinyl acetate	ND	ug/L	50.0	1		03/07/24 08:01	108-05-4	
Vinyl chloride	**78.9**	ug/L	2.0	1		03/07/24 08:01	75-01-4	
Xylene (Total)	ND	ug/L	10.0	1		03/07/24 08:01	1330-20-7	
Surrogates								
Dibromofluoromethane (S)	98	%.	82-128	1		03/07/24 08:01	1868-53-7	
4-Bromofluorobenzene (S)	99	%.	79-124	1		03/07/24 08:01	460-00-4	
Toluene-d8 (S)	101	%.	73-122	1		03/07/24 08:01	2037-26-5	

REPORT OF LABORATORY ANALYSIS

This report shall not be reproduced, except in full,
without the written consent of Pace Analytical Services, LLC.

Pace Analytical Services, LLC
7726 Moller Road
Indianapolis, IN 46268
(317)228-3100

ANALYTICAL RESULTS

Project: Houghland Canning
Pace Project No.: 50367374

Sample: MW-12 **Lab ID: 50367374017** Collected: 03/04/24 07:43 Received: 03/05/24 13:30 Matrix: Water

Parameters	Results	Units	Report Limit	DF	Prepared	Analyzed	CAS No.	Qual
8260 MSV Indiana	Analytical Method: EPA 5030/8260 Pace Analytical Services - Indianapolis							
Acetone	ND	ug/L	100	1		03/07/24 03:03	67-64-1	
Acrolein	ND	ug/L	50.0	1		03/07/24 03:03	107-02-8	
Acrylonitrile	ND	ug/L	100	1		03/07/24 03:03	107-13-1	
Benzene	ND	ug/L	5.0	1		03/07/24 03:03	71-43-2	
Bromobenzene	ND	ug/L	5.0	1		03/07/24 03:03	108-86-1	
Bromochloromethane	ND	ug/L	5.0	1		03/07/24 03:03	74-97-5	
Bromodichloromethane	ND	ug/L	5.0	1		03/07/24 03:03	75-27-4	
Bromoform	ND	ug/L	5.0	1		03/07/24 03:03	75-25-2	
Bromomethane	ND	ug/L	5.0	1		03/07/24 03:03	74-83-9	
2-Butanone (MEK)	ND	ug/L	25.0	1		03/07/24 03:03	78-93-3	
n-Butylbenzene	ND	ug/L	5.0	1		03/07/24 03:03	104-51-8	
sec-Butylbenzene	ND	ug/L	5.0	1		03/07/24 03:03	135-98-8	
tert-Butylbenzene	ND	ug/L	5.0	1		03/07/24 03:03	98-06-6	
Carbon disulfide	ND	ug/L	10.0	1		03/07/24 03:03	75-15-0	
Carbon tetrachloride	ND	ug/L	5.0	1		03/07/24 03:03	56-23-5	
Chlorobenzene	ND	ug/L	5.0	1		03/07/24 03:03	108-90-7	
Chloroethane	ND	ug/L	5.0	1		03/07/24 03:03	75-00-3	
Chloroform	ND	ug/L	5.0	1		03/07/24 03:03	67-66-3	
Chloromethane	ND	ug/L	5.0	1		03/07/24 03:03	74-87-3	
2-Chlorotoluene	ND	ug/L	5.0	1		03/07/24 03:03	95-49-8	
4-Chlorotoluene	ND	ug/L	5.0	1		03/07/24 03:03	106-43-4	
Dibromochloromethane	ND	ug/L	5.0	1		03/07/24 03:03	124-48-1	
1,2-Dibromoethane (EDB)	ND	ug/L	5.0	1		03/07/24 03:03	106-93-4	
Dibromomethane	ND	ug/L	5.0	1		03/07/24 03:03	74-95-3	
1,2-Dichlorobenzene	ND	ug/L	5.0	1		03/07/24 03:03	95-50-1	
1,3-Dichlorobenzene	ND	ug/L	5.0	1		03/07/24 03:03	541-73-1	
1,4-Dichlorobenzene	ND	ug/L	5.0	1		03/07/24 03:03	106-46-7	
trans-1,4-Dichloro-2-butene	ND	ug/L	100	1		03/07/24 03:03	110-57-6	
Dichlorodifluoromethane	ND	ug/L	5.0	1		03/07/24 03:03	75-71-8	
1,1-Dichloroethane	ND	ug/L	5.0	1		03/07/24 03:03	75-34-3	
1,2-Dichloroethane	ND	ug/L	5.0	1		03/07/24 03:03	107-06-2	
1,1-Dichloroethene	ND	ug/L	5.0	1		03/07/24 03:03	75-35-4	
cis-1,2-Dichloroethene	ND	ug/L	5.0	1		03/07/24 03:03	156-59-2	
trans-1,2-Dichloroethene	ND	ug/L	5.0	1		03/07/24 03:03	156-60-5	
1,2-Dichloropropane	ND	ug/L	5.0	1		03/07/24 03:03	78-87-5	
1,3-Dichloropropane	ND	ug/L	5.0	1		03/07/24 03:03	142-28-9	
2,2-Dichloropropane	ND	ug/L	5.0	1		03/07/24 03:03	594-20-7	
1,1-Dichloropropene	ND	ug/L	5.0	1		03/07/24 03:03	563-58-6	
cis-1,3-Dichloropropene	ND	ug/L	5.0	1		03/07/24 03:03	10061-01-5	
trans-1,3-Dichloropropene	ND	ug/L	5.0	1		03/07/24 03:03	10061-02-6	
Ethylbenzene	ND	ug/L	5.0	1		03/07/24 03:03	100-41-4	
Ethyl methacrylate	ND	ug/L	100	1		03/07/24 03:03	97-63-2	
Hexachloro-1,3-butadiene	ND	ug/L	5.0	1		03/07/24 03:03	87-68-3	
n-Hexane	ND	ug/L	5.0	1		03/07/24 03:03	110-54-3	
2-Hexanone	ND	ug/L	25.0	1		03/07/24 03:03	591-78-6	
Iodomethane	ND	ug/L	10.0	1		03/07/24 03:03	74-88-4	

REPORT OF LABORATORY ANALYSIS

This report shall not be reproduced, except in full,
without the written consent of Pace Analytical Services, LLC.

Pace Analytical Services, LLC
7726 Moller Road
Indianapolis, IN 46268
(317)228-3100

ANALYTICAL RESULTS

Project: Houghland Canning
Pace Project No.: 50367374

Sample: MW-12 **Lab ID: 50367374017** Collected: 03/04/24 07:43 Received: 03/05/24 13:30 Matrix: Water

Parameters	Results	Units	Report Limit	DF	Prepared	Analyzed	CAS No.	Qual
8260 MSV Indiana	Analytical Method: EPA 5030/8260 Pace Analytical Services - Indianapolis							
Isopropylbenzene (Cumene)	ND	ug/L	5.0	1		03/07/24 03:03	98-82-8	
p-Isopropyltoluene	ND	ug/L	5.0	1		03/07/24 03:03	99-87-6	
Methylene Chloride	ND	ug/L	5.0	1		03/07/24 03:03	75-09-2	
1-Methylnaphthalene	ND	ug/L	10.0	1		03/07/24 03:03	90-12-0	
2-Methylnaphthalene	ND	ug/L	10.0	1		03/07/24 03:03	91-57-6	
4-Methyl-2-pentanone (MIBK)	ND	ug/L	25.0	1		03/07/24 03:03	108-10-1	
Methyl-tert-butyl ether	ND	ug/L	4.0	1		03/07/24 03:03	1634-04-4	
Naphthalene	ND	ug/L	1.2	1		03/07/24 03:03	91-20-3	
n-Propylbenzene	ND	ug/L	5.0	1		03/07/24 03:03	103-65-1	
Styrene	ND	ug/L	5.0	1		03/07/24 03:03	100-42-5	
1,1,1,2-Tetrachloroethane	ND	ug/L	5.0	1		03/07/24 03:03	630-20-6	
1,1,2,2-Tetrachloroethane	ND	ug/L	5.0	1		03/07/24 03:03	79-34-5	
Tetrachloroethene	ND	ug/L	5.0	1		03/07/24 03:03	127-18-4	
Toluene	ND	ug/L	5.0	1		03/07/24 03:03	108-88-3	
1,2,3-Trichlorobenzene	ND	ug/L	5.0	1		03/07/24 03:03	87-61-6	
1,2,4-Trichlorobenzene	ND	ug/L	5.0	1		03/07/24 03:03	120-82-1	
1,1,1-Trichloroethane	ND	ug/L	5.0	1		03/07/24 03:03	71-55-6	
1,1,2-Trichloroethane	ND	ug/L	5.0	1		03/07/24 03:03	79-00-5	
Trichloroethene	ND	ug/L	5.0	1		03/07/24 03:03	79-01-6	
Trichlorofluoromethane	ND	ug/L	5.0	1		03/07/24 03:03	75-69-4	
1,2,3-Trichloropropane	ND	ug/L	5.0	1		03/07/24 03:03	96-18-4	
1,2,4-Trimethylbenzene	ND	ug/L	5.0	1		03/07/24 03:03	95-63-6	
1,3,5-Trimethylbenzene	ND	ug/L	5.0	1		03/07/24 03:03	108-67-8	
Vinyl acetate	ND	ug/L	50.0	1		03/07/24 03:03	108-05-4	
Vinyl chloride	ND	ug/L	2.0	1		03/07/24 03:03	75-01-4	
Xylene (Total)	ND	ug/L	10.0	1		03/07/24 03:03	1330-20-7	
Surrogates								
Dibromofluoromethane (S)	99	%.	82-128	1		03/07/24 03:03	1868-53-7	
4-Bromofluorobenzene (S)	102	%.	79-124	1		03/07/24 03:03	460-00-4	
Toluene-d8 (S)	100	%.	73-122	1		03/07/24 03:03	2037-26-5	

REPORT OF LABORATORY ANALYSIS

This report shall not be reproduced, except in full,
without the written consent of Pace Analytical Services, LLC.

Pace Analytical Services, LLC
7726 Moller Road
Indianapolis, IN 46268
(317)228-3100

ANALYTICAL RESULTS

Project: Houghland Canning
Pace Project No.: 50367374

Sample: MW-12D **Lab ID: 50367374018** Collected: 03/04/24 08:15 Received: 03/05/24 13:30 Matrix: Water

Parameters	Results	Units	Report Limit	DF	Prepared	Analyzed	CAS No.	Qual
8260 MSV Indiana	Analytical Method: EPA 5030/8260 Pace Analytical Services - Indianapolis							
Acetone	ND	ug/L	100	1		03/07/24 03:34	67-64-1	
Acrolein	ND	ug/L	50.0	1		03/07/24 03:34	107-02-8	
Acrylonitrile	ND	ug/L	100	1		03/07/24 03:34	107-13-1	
Benzene	ND	ug/L	5.0	1		03/07/24 03:34	71-43-2	
Bromobenzene	ND	ug/L	5.0	1		03/07/24 03:34	108-86-1	
Bromochloromethane	ND	ug/L	5.0	1		03/07/24 03:34	74-97-5	
Bromodichloromethane	ND	ug/L	5.0	1		03/07/24 03:34	75-27-4	
Bromoform	ND	ug/L	5.0	1		03/07/24 03:34	75-25-2	
Bromomethane	ND	ug/L	5.0	1		03/07/24 03:34	74-83-9	
2-Butanone (MEK)	ND	ug/L	25.0	1		03/07/24 03:34	78-93-3	
n-Butylbenzene	ND	ug/L	5.0	1		03/07/24 03:34	104-51-8	
sec-Butylbenzene	ND	ug/L	5.0	1		03/07/24 03:34	135-98-8	
tert-Butylbenzene	ND	ug/L	5.0	1		03/07/24 03:34	98-06-6	
Carbon disulfide	ND	ug/L	10.0	1		03/07/24 03:34	75-15-0	
Carbon tetrachloride	ND	ug/L	5.0	1		03/07/24 03:34	56-23-5	
Chlorobenzene	ND	ug/L	5.0	1		03/07/24 03:34	108-90-7	
Chloroethane	ND	ug/L	5.0	1		03/07/24 03:34	75-00-3	
Chloroform	ND	ug/L	5.0	1		03/07/24 03:34	67-66-3	
Chloromethane	ND	ug/L	5.0	1		03/07/24 03:34	74-87-3	
2-Chlorotoluene	ND	ug/L	5.0	1		03/07/24 03:34	95-49-8	
4-Chlorotoluene	ND	ug/L	5.0	1		03/07/24 03:34	106-43-4	
Dibromochloromethane	ND	ug/L	5.0	1		03/07/24 03:34	124-48-1	
1,2-Dibromoethane (EDB)	ND	ug/L	5.0	1		03/07/24 03:34	106-93-4	
Dibromomethane	ND	ug/L	5.0	1		03/07/24 03:34	74-95-3	
1,2-Dichlorobenzene	ND	ug/L	5.0	1		03/07/24 03:34	95-50-1	
1,3-Dichlorobenzene	ND	ug/L	5.0	1		03/07/24 03:34	541-73-1	
1,4-Dichlorobenzene	ND	ug/L	5.0	1		03/07/24 03:34	106-46-7	
trans-1,4-Dichloro-2-butene	ND	ug/L	100	1		03/07/24 03:34	110-57-6	
Dichlorodifluoromethane	ND	ug/L	5.0	1		03/07/24 03:34	75-71-8	
1,1-Dichloroethane	ND	ug/L	5.0	1		03/07/24 03:34	75-34-3	
1,2-Dichloroethane	ND	ug/L	5.0	1		03/07/24 03:34	107-06-2	
1,1-Dichloroethene	ND	ug/L	5.0	1		03/07/24 03:34	75-35-4	
cis-1,2-Dichloroethene	ND	ug/L	5.0	1		03/07/24 03:34	156-59-2	
trans-1,2-Dichloroethene	ND	ug/L	5.0	1		03/07/24 03:34	156-60-5	
1,2-Dichloropropane	ND	ug/L	5.0	1		03/07/24 03:34	78-87-5	
1,3-Dichloropropane	ND	ug/L	5.0	1		03/07/24 03:34	142-28-9	
2,2-Dichloropropane	ND	ug/L	5.0	1		03/07/24 03:34	594-20-7	
1,1-Dichloropropene	ND	ug/L	5.0	1		03/07/24 03:34	563-58-6	
cis-1,3-Dichloropropene	ND	ug/L	5.0	1		03/07/24 03:34	10061-01-5	
trans-1,3-Dichloropropene	ND	ug/L	5.0	1		03/07/24 03:34	10061-02-6	
Ethylbenzene	ND	ug/L	5.0	1		03/07/24 03:34	100-41-4	
Ethyl methacrylate	ND	ug/L	100	1		03/07/24 03:34	97-63-2	
Hexachloro-1,3-butadiene	ND	ug/L	5.0	1		03/07/24 03:34	87-68-3	
n-Hexane	ND	ug/L	5.0	1		03/07/24 03:34	110-54-3	
2-Hexanone	ND	ug/L	25.0	1		03/07/24 03:34	591-78-6	
Iodomethane	ND	ug/L	10.0	1		03/07/24 03:34	74-88-4	

REPORT OF LABORATORY ANALYSIS

This report shall not be reproduced, except in full,
without the written consent of Pace Analytical Services, LLC.

Pace Analytical Services, LLC
7726 Moller Road
Indianapolis, IN 46268
(317)228-3100

ANALYTICAL RESULTS

Project: Houghland Canning
Pace Project No.: 50367374

Sample: MW-12D **Lab ID: 50367374018** Collected: 03/04/24 08:15 Received: 03/05/24 13:30 Matrix: Water

Parameters	Results	Units	Report Limit	DF	Prepared	Analyzed	CAS No.	Qual
8260 MSV Indiana	Analytical Method: EPA 5030/8260							
	Pace Analytical Services - Indianapolis							
Isopropylbenzene (Cumene)	ND	ug/L	5.0	1		03/07/24 03:34	98-82-8	
p-Isopropyltoluene	ND	ug/L	5.0	1		03/07/24 03:34	99-87-6	
Methylene Chloride	ND	ug/L	5.0	1		03/07/24 03:34	75-09-2	
1-Methylnaphthalene	ND	ug/L	10.0	1		03/07/24 03:34	90-12-0	
2-Methylnaphthalene	ND	ug/L	10.0	1		03/07/24 03:34	91-57-6	
4-Methyl-2-pentanone (MIBK)	ND	ug/L	25.0	1		03/07/24 03:34	108-10-1	
Methyl-tert-butyl ether	ND	ug/L	4.0	1		03/07/24 03:34	1634-04-4	
Naphthalene	ND	ug/L	1.2	1		03/07/24 03:34	91-20-3	
n-Propylbenzene	ND	ug/L	5.0	1		03/07/24 03:34	103-65-1	
Styrene	ND	ug/L	5.0	1		03/07/24 03:34	100-42-5	
1,1,1,2-Tetrachloroethane	ND	ug/L	5.0	1		03/07/24 03:34	630-20-6	
1,1,2,2-Tetrachloroethane	ND	ug/L	5.0	1		03/07/24 03:34	79-34-5	
Tetrachloroethene	ND	ug/L	5.0	1		03/07/24 03:34	127-18-4	
Toluene	ND	ug/L	5.0	1		03/07/24 03:34	108-88-3	
1,2,3-Trichlorobenzene	ND	ug/L	5.0	1		03/07/24 03:34	87-61-6	
1,2,4-Trichlorobenzene	ND	ug/L	5.0	1		03/07/24 03:34	120-82-1	
1,1,1-Trichloroethane	ND	ug/L	5.0	1		03/07/24 03:34	71-55-6	
1,1,2-Trichloroethane	ND	ug/L	5.0	1		03/07/24 03:34	79-00-5	
Trichloroethene	**54.8**	ug/L	5.0	1		03/07/24 03:34	79-01-6	
Trichlorofluoromethane	ND	ug/L	5.0	1		03/07/24 03:34	75-69-4	
1,2,3-Trichloropropane	ND	ug/L	5.0	1		03/07/24 03:34	96-18-4	
1,2,4-Trimethylbenzene	ND	ug/L	5.0	1		03/07/24 03:34	95-63-6	
1,3,5-Trimethylbenzene	ND	ug/L	5.0	1		03/07/24 03:34	108-67-8	
Vinyl acetate	ND	ug/L	50.0	1		03/07/24 03:34	108-05-4	
Vinyl chloride	**6.1**	ug/L	2.0	1		03/07/24 03:34	75-01-4	
Xylene (Total)	ND	ug/L	10.0	1		03/07/24 03:34	1330-20-7	
Surrogates								
Dibromofluoromethane (S)	99	%.	82-128	1		03/07/24 03:34	1868-53-7	
4-Bromofluorobenzene (S)	103	%.	79-124	1		03/07/24 03:34	460-00-4	
Toluene-d8 (S)	100	%.	73-122	1		03/07/24 03:34	2037-26-5	

REPORT OF LABORATORY ANALYSIS

This report shall not be reproduced, except in full,
without the written consent of Pace Analytical Services, LLC.

Pace Analytical Services, LLC
7726 Moller Road
Indianapolis, IN 46268
(317)228-3100

ANALYTICAL RESULTS

Project: Houghland Canning
Pace Project No.: 50367374

Sample: MW-33D **Lab ID: 50367374019** Collected: 03/05/24 08:15 Received: 03/05/24 13:30 Matrix: Water

Parameters	Results	Units	Report Limit	DF	Prepared	Analyzed	CAS No.	Qual
8260 MSV Indiana	Analytical Method: EPA 5030/8260 Pace Analytical Services - Indianapolis							
Acetone	ND	ug/L	100	1		03/07/24 04:04	67-64-1	
Acrolein	ND	ug/L	50.0	1		03/07/24 04:04	107-02-8	
Acrylonitrile	ND	ug/L	100	1		03/07/24 04:04	107-13-1	
Benzene	ND	ug/L	5.0	1		03/07/24 04:04	71-43-2	
Bromobenzene	ND	ug/L	5.0	1		03/07/24 04:04	108-86-1	
Bromochloromethane	ND	ug/L	5.0	1		03/07/24 04:04	74-97-5	
Bromodichloromethane	ND	ug/L	5.0	1		03/07/24 04:04	75-27-4	
Bromoform	ND	ug/L	5.0	1		03/07/24 04:04	75-25-2	
Bromomethane	ND	ug/L	5.0	1		03/07/24 04:04	74-83-9	
2-Butanone (MEK)	ND	ug/L	25.0	1		03/07/24 04:04	78-93-3	
n-Butylbenzene	ND	ug/L	5.0	1		03/07/24 04:04	104-51-8	
sec-Butylbenzene	ND	ug/L	5.0	1		03/07/24 04:04	135-98-8	
tert-Butylbenzene	ND	ug/L	5.0	1		03/07/24 04:04	98-06-6	
Carbon disulfide	ND	ug/L	10.0	1		03/07/24 04:04	75-15-0	
Carbon tetrachloride	ND	ug/L	5.0	1		03/07/24 04:04	56-23-5	
Chlorobenzene	ND	ug/L	5.0	1		03/07/24 04:04	108-90-7	
Chloroethane	ND	ug/L	5.0	1		03/07/24 04:04	75-00-3	
Chloroform	ND	ug/L	5.0	1		03/07/24 04:04	67-66-3	
Chloromethane	ND	ug/L	5.0	1		03/07/24 04:04	74-87-3	
2-Chlorotoluene	ND	ug/L	5.0	1		03/07/24 04:04	95-49-8	
4-Chlorotoluene	ND	ug/L	5.0	1		03/07/24 04:04	106-43-4	
Dibromochloromethane	ND	ug/L	5.0	1		03/07/24 04:04	124-48-1	
1,2-Dibromoethane (EDB)	ND	ug/L	5.0	1		03/07/24 04:04	106-93-4	
Dibromomethane	ND	ug/L	5.0	1		03/07/24 04:04	74-95-3	
1,2-Dichlorobenzene	ND	ug/L	5.0	1		03/07/24 04:04	95-50-1	
1,3-Dichlorobenzene	ND	ug/L	5.0	1		03/07/24 04:04	541-73-1	
1,4-Dichlorobenzene	ND	ug/L	5.0	1		03/07/24 04:04	106-46-7	
trans-1,4-Dichloro-2-butene	ND	ug/L	100	1		03/07/24 04:04	110-57-6	
Dichlorodifluoromethane	ND	ug/L	5.0	1		03/07/24 04:04	75-71-8	
1,1-Dichloroethane	ND	ug/L	5.0	1		03/07/24 04:04	75-34-3	
1,2-Dichloroethane	ND	ug/L	5.0	1		03/07/24 04:04	107-06-2	
1,1-Dichloroethene	ND	ug/L	5.0	1		03/07/24 04:04	75-35-4	
cis-1,2-Dichloroethene	**8.9**	ug/L	5.0	1		03/07/24 04:04	156-59-2	
trans-1,2-Dichloroethene	ND	ug/L	5.0	1		03/07/24 04:04	156-60-5	
1,2-Dichloropropane	ND	ug/L	5.0	1		03/07/24 04:04	78-87-5	
1,3-Dichloropropane	ND	ug/L	5.0	1		03/07/24 04:04	142-28-9	
2,2-Dichloropropane	ND	ug/L	5.0	1		03/07/24 04:04	594-20-7	
1,1-Dichloropropene	ND	ug/L	5.0	1		03/07/24 04:04	563-58-6	
cis-1,3-Dichloropropene	ND	ug/L	5.0	1		03/07/24 04:04	10061-01-5	
trans-1,3-Dichloropropene	ND	ug/L	5.0	1		03/07/24 04:04	10061-02-6	
Ethylbenzene	ND	ug/L	5.0	1		03/07/24 04:04	100-41-4	
Ethyl methacrylate	ND	ug/L	100	1		03/07/24 04:04	97-63-2	
Hexachloro-1,3-butadiene	ND	ug/L	5.0	1		03/07/24 04:04	87-68-3	
n-Hexane	ND	ug/L	5.0	1		03/07/24 04:04	110-54-3	
2-Hexanone	ND	ug/L	25.0	1		03/07/24 04:04	591-78-6	
Iodomethane	ND	ug/L	10.0	1		03/07/24 04:04	74-88-4	

REPORT OF LABORATORY ANALYSIS

This report shall not be reproduced, except in full,
without the written consent of Pace Analytical Services, LLC.

Pace Analytical Services, LLC
7726 Moller Road
Indianapolis, IN 46268
(317)228-3100

ANALYTICAL RESULTS

Project: Houghland Canning
Pace Project No.: 50367374

Sample: MW-33D **Lab ID: 50367374019** Collected: 03/05/24 08:15 Received: 03/05/24 13:30 Matrix: Water

Parameters	Results	Units	Report Limit	DF	Prepared	Analyzed	CAS No.	Qual
8260 MSV Indiana	Analytical Method: EPA 5030/8260 Pace Analytical Services - Indianapolis							
Isopropylbenzene (Cumene)	ND	ug/L	5.0	1		03/07/24 04:04	98-82-8	
p-Isopropyltoluene	ND	ug/L	5.0	1		03/07/24 04:04	99-87-6	
Methylene Chloride	ND	ug/L	5.0	1		03/07/24 04:04	75-09-2	
1-Methylnaphthalene	ND	ug/L	10.0	1		03/07/24 04:04	90-12-0	
2-Methylnaphthalene	ND	ug/L	10.0	1		03/07/24 04:04	91-57-6	
4-Methyl-2-pentanone (MIBK)	ND	ug/L	25.0	1		03/07/24 04:04	108-10-1	
Methyl-tert-butyl ether	ND	ug/L	4.0	1		03/07/24 04:04	1634-04-4	
Naphthalene	ND	ug/L	1.2	1		03/07/24 04:04	91-20-3	
n-Propylbenzene	ND	ug/L	5.0	1		03/07/24 04:04	103-65-1	
Styrene	ND	ug/L	5.0	1		03/07/24 04:04	100-42-5	
1,1,1,2-Tetrachloroethane	ND	ug/L	5.0	1		03/07/24 04:04	630-20-6	
1,1,2,2-Tetrachloroethane	ND	ug/L	5.0	1		03/07/24 04:04	79-34-5	
Tetrachloroethene	**31.6**	ug/L	5.0	1		03/07/24 04:04	127-18-4	
Toluene	ND	ug/L	5.0	1		03/07/24 04:04	108-88-3	
1,2,3-Trichlorobenzene	ND	ug/L	5.0	1		03/07/24 04:04	87-61-6	
1,2,4-Trichlorobenzene	ND	ug/L	5.0	1		03/07/24 04:04	120-82-1	
1,1,1-Trichloroethane	ND	ug/L	5.0	1		03/07/24 04:04	71-55-6	
1,1,2-Trichloroethane	ND	ug/L	5.0	1		03/07/24 04:04	79-00-5	
Trichloroethene	**100**	ug/L	5.0	1		03/07/24 04:04	79-01-6	
Trichlorofluoromethane	ND	ug/L	5.0	1		03/07/24 04:04	75-69-4	
1,2,3-Trichloropropane	ND	ug/L	5.0	1		03/07/24 04:04	96-18-4	
1,2,4-Trimethylbenzene	ND	ug/L	5.0	1		03/07/24 04:04	95-63-6	
1,3,5-Trimethylbenzene	ND	ug/L	5.0	1		03/07/24 04:04	108-67-8	
Vinyl acetate	ND	ug/L	50.0	1		03/07/24 04:04	108-05-4	
Vinyl chloride	ND	ug/L	2.0	1		03/07/24 04:04	75-01-4	
Xylene (Total)	ND	ug/L	10.0	1		03/07/24 04:04	1330-20-7	
Surrogates								
Dibromofluoromethane (S)	99	%.	82-128	1		03/07/24 04:04	1868-53-7	
4-Bromofluorobenzene (S)	104	%.	79-124	1		03/07/24 04:04	460-00-4	
Toluene-d8 (S)	100	%.	73-122	1		03/07/24 04:04	2037-26-5	

REPORT OF LABORATORY ANALYSIS

This report shall not be reproduced, except in full,
without the written consent of Pace Analytical Services, LLC.

Pace Analytical Services, LLC
7726 Moller Road
Indianapolis, IN 46268
(317)228-3100

ANALYTICAL RESULTS

Project: Houghland Canning
Pace Project No.: 50367374

Sample: MW-33 **Lab ID: 50367374020** Collected: 03/05/24 08:42 Received: 03/05/24 13:30 Matrix: Water

Parameters	Results	Units	Report Limit	DF	Prepared	Analyzed	CAS No.	Qual
8260 MSV Indiana	Analytical Method: EPA 5030/8260 Pace Analytical Services - Indianapolis							
Acetone	ND	ug/L	100	1		03/07/24 04:35	67-64-1	
Acrolein	ND	ug/L	50.0	1		03/07/24 04:35	107-02-8	
Acrylonitrile	ND	ug/L	100	1		03/07/24 04:35	107-13-1	
Benzene	ND	ug/L	5.0	1		03/07/24 04:35	71-43-2	
Bromobenzene	ND	ug/L	5.0	1		03/07/24 04:35	108-86-1	
Bromochloromethane	ND	ug/L	5.0	1		03/07/24 04:35	74-97-5	
Bromodichloromethane	ND	ug/L	5.0	1		03/07/24 04:35	75-27-4	
Bromoform	ND	ug/L	5.0	1		03/07/24 04:35	75-25-2	
Bromomethane	ND	ug/L	5.0	1		03/07/24 04:35	74-83-9	
2-Butanone (MEK)	ND	ug/L	25.0	1		03/07/24 04:35	78-93-3	
n-Butylbenzene	ND	ug/L	5.0	1		03/07/24 04:35	104-51-8	
sec-Butylbenzene	ND	ug/L	5.0	1		03/07/24 04:35	135-98-8	
tert-Butylbenzene	ND	ug/L	5.0	1		03/07/24 04:35	98-06-6	
Carbon disulfide	ND	ug/L	10.0	1		03/07/24 04:35	75-15-0	
Carbon tetrachloride	ND	ug/L	5.0	1		03/07/24 04:35	56-23-5	
Chlorobenzene	ND	ug/L	5.0	1		03/07/24 04:35	108-90-7	
Chloroethane	ND	ug/L	5.0	1		03/07/24 04:35	75-00-3	
Chloroform	ND	ug/L	5.0	1		03/07/24 04:35	67-66-3	
Chloromethane	ND	ug/L	5.0	1		03/07/24 04:35	74-87-3	
2-Chlorotoluene	ND	ug/L	5.0	1		03/07/24 04:35	95-49-8	
4-Chlorotoluene	ND	ug/L	5.0	1		03/07/24 04:35	106-43-4	
Dibromochloromethane	ND	ug/L	5.0	1		03/07/24 04:35	124-48-1	
1,2-Dibromoethane (EDB)	ND	ug/L	5.0	1		03/07/24 04:35	106-93-4	
Dibromomethane	ND	ug/L	5.0	1		03/07/24 04:35	74-95-3	
1,2-Dichlorobenzene	ND	ug/L	5.0	1		03/07/24 04:35	95-50-1	
1,3-Dichlorobenzene	ND	ug/L	5.0	1		03/07/24 04:35	541-73-1	
1,4-Dichlorobenzene	ND	ug/L	5.0	1		03/07/24 04:35	106-46-7	
trans-1,4-Dichloro-2-butene	ND	ug/L	100	1		03/07/24 04:35	110-57-6	
Dichlorodifluoromethane	ND	ug/L	5.0	1		03/07/24 04:35	75-71-8	
1,1-Dichloroethane	ND	ug/L	5.0	1		03/07/24 04:35	75-34-3	
1,2-Dichloroethane	ND	ug/L	5.0	1		03/07/24 04:35	107-06-2	
1,1-Dichloroethene	ND	ug/L	5.0	1		03/07/24 04:35	75-35-4	
cis-1,2-Dichloroethene	**5.0**	ug/L	5.0	1		03/07/24 04:35	156-59-2	
trans-1,2-Dichloroethene	ND	ug/L	5.0	1		03/07/24 04:35	156-60-5	
1,2-Dichloropropane	ND	ug/L	5.0	1		03/07/24 04:35	78-87-5	
1,3-Dichloropropane	ND	ug/L	5.0	1		03/07/24 04:35	142-28-9	
2,2-Dichloropropane	ND	ug/L	5.0	1		03/07/24 04:35	594-20-7	
1,1-Dichloropropene	ND	ug/L	5.0	1		03/07/24 04:35	563-58-6	
cis-1,3-Dichloropropene	ND	ug/L	5.0	1		03/07/24 04:35	10061-01-5	
trans-1,3-Dichloropropene	ND	ug/L	5.0	1		03/07/24 04:35	10061-02-6	
Ethylbenzene	ND	ug/L	5.0	1		03/07/24 04:35	100-41-4	
Ethyl methacrylate	ND	ug/L	100	1		03/07/24 04:35	97-63-2	
Hexachloro-1,3-butadiene	ND	ug/L	5.0	1		03/07/24 04:35	87-68-3	
n-Hexane	ND	ug/L	5.0	1		03/07/24 04:35	110-54-3	
2-Hexanone	ND	ug/L	25.0	1		03/07/24 04:35	591-78-6	
Iodomethane	ND	ug/L	10.0	1		03/07/24 04:35	74-88-4	

REPORT OF LABORATORY ANALYSIS

This report shall not be reproduced, except in full,
without the written consent of Pace Analytical Services, LLC.

Pace Analytical Services, LLC
7726 Moller Road
Indianapolis, IN 46268
(317)228-3100

ANALYTICAL RESULTS

Project: Houghland Canning
Pace Project No.: 50367374

Sample: MW-33 **Lab ID: 50367374020** Collected: 03/05/24 08:42 Received: 03/05/24 13:30 Matrix: Water

Parameters	Results	Units	Report Limit	DF	Prepared	Analyzed	CAS No.	Qual
8260 MSV Indiana	Analytical Method: EPA 5030/8260 Pace Analytical Services - Indianapolis							
Isopropylbenzene (Cumene)	ND	ug/L	5.0	1		03/07/24 04:35	98-82-8	
p-Isopropyltoluene	ND	ug/L	5.0	1		03/07/24 04:35	99-87-6	
Methylene Chloride	ND	ug/L	5.0	1		03/07/24 04:35	75-09-2	
1-Methylnaphthalene	ND	ug/L	10.0	1		03/07/24 04:35	90-12-0	
2-Methylnaphthalene	ND	ug/L	10.0	1		03/07/24 04:35	91-57-6	
4-Methyl-2-pentanone (MIBK)	ND	ug/L	25.0	1		03/07/24 04:35	108-10-1	
Methyl-tert-butyl ether	ND	ug/L	4.0	1		03/07/24 04:35	1634-04-4	
Naphthalene	ND	ug/L	1.2	1		03/07/24 04:35	91-20-3	
n-Propylbenzene	ND	ug/L	5.0	1		03/07/24 04:35	103-65-1	
Styrene	ND	ug/L	5.0	1		03/07/24 04:35	100-42-5	
1,1,1,2-Tetrachloroethane	ND	ug/L	5.0	1		03/07/24 04:35	630-20-6	
1,1,2,2-Tetrachloroethane	ND	ug/L	5.0	1		03/07/24 04:35	79-34-5	
Tetrachloroethene	**27.0**	ug/L	5.0	1		03/07/24 04:35	127-18-4	
Toluene	ND	ug/L	5.0	1		03/07/24 04:35	108-88-3	
1,2,3-Trichlorobenzene	ND	ug/L	5.0	1		03/07/24 04:35	87-61-6	
1,2,4-Trichlorobenzene	ND	ug/L	5.0	1		03/07/24 04:35	120-82-1	
1,1,1-Trichloroethane	ND	ug/L	5.0	1		03/07/24 04:35	71-55-6	
1,1,2-Trichloroethane	ND	ug/L	5.0	1		03/07/24 04:35	79-00-5	
Trichloroethene	**35.7**	ug/L	5.0	1		03/07/24 04:35	79-01-6	
Trichlorofluoromethane	ND	ug/L	5.0	1		03/07/24 04:35	75-69-4	
1,2,3-Trichloropropane	ND	ug/L	5.0	1		03/07/24 04:35	96-18-4	
1,2,4-Trimethylbenzene	ND	ug/L	5.0	1		03/07/24 04:35	95-63-6	
1,3,5-Trimethylbenzene	ND	ug/L	5.0	1		03/07/24 04:35	108-67-8	
Vinyl acetate	ND	ug/L	50.0	1		03/07/24 04:35	108-05-4	
Vinyl chloride	ND	ug/L	2.0	1		03/07/24 04:35	75-01-4	
Xylene (Total)	ND	ug/L	10.0	1		03/07/24 04:35	1330-20-7	
Surrogates								
Dibromofluoromethane (S)	99	%.	82-128	1		03/07/24 04:35	1868-53-7	
4-Bromofluorobenzene (S)	103	%.	79-124	1		03/07/24 04:35	460-00-4	
Toluene-d8 (S)	100	%.	73-122	1		03/07/24 04:35	2037-26-5	

REPORT OF LABORATORY ANALYSIS

This report shall not be reproduced, except in full,
without the written consent of Pace Analytical Services, LLC.

Pace Analytical Services, LLC
7726 Moller Road
Indianapolis, IN 46268
(317)228-3100

ANALYTICAL RESULTS

Project: Houghland Canning
Pace Project No.: 50367374

Sample: MW-36 **Lab ID: 50367374021** Collected: 03/05/24 09:43 Received: 03/05/24 13:30 Matrix: Water

Parameters	Results	Units	Report Limit	DF	Prepared	Analyzed	CAS No.	Qual
8260 MSV Indiana	Analytical Method: EPA 5030/8260 Pace Analytical Services - Indianapolis							
Acetone	ND	ug/L	100	1		03/07/24 05:07	67-64-1	
Acrolein	ND	ug/L	50.0	1		03/07/24 05:07	107-02-8	
Acrylonitrile	ND	ug/L	100	1		03/07/24 05:07	107-13-1	
Benzene	ND	ug/L	5.0	1		03/07/24 05:07	71-43-2	
Bromobenzene	ND	ug/L	5.0	1		03/07/24 05:07	108-86-1	
Bromochloromethane	ND	ug/L	5.0	1		03/07/24 05:07	74-97-5	
Bromodichloromethane	ND	ug/L	5.0	1		03/07/24 05:07	75-27-4	
Bromoform	ND	ug/L	5.0	1		03/07/24 05:07	75-25-2	
Bromomethane	ND	ug/L	5.0	1		03/07/24 05:07	74-83-9	
2-Butanone (MEK)	ND	ug/L	25.0	1		03/07/24 05:07	78-93-3	
n-Butylbenzene	ND	ug/L	5.0	1		03/07/24 05:07	104-51-8	
sec-Butylbenzene	ND	ug/L	5.0	1		03/07/24 05:07	135-98-8	
tert-Butylbenzene	ND	ug/L	5.0	1		03/07/24 05:07	98-06-6	
Carbon disulfide	ND	ug/L	10.0	1		03/07/24 05:07	75-15-0	
Carbon tetrachloride	ND	ug/L	5.0	1		03/07/24 05:07	56-23-5	
Chlorobenzene	ND	ug/L	5.0	1		03/07/24 05:07	108-90-7	
Chloroethane	ND	ug/L	5.0	1		03/07/24 05:07	75-00-3	
Chloroform	ND	ug/L	5.0	1		03/07/24 05:07	67-66-3	
Chloromethane	ND	ug/L	5.0	1		03/07/24 05:07	74-87-3	
2-Chlorotoluene	ND	ug/L	5.0	1		03/07/24 05:07	95-49-8	
4-Chlorotoluene	ND	ug/L	5.0	1		03/07/24 05:07	106-43-4	
Dibromochloromethane	ND	ug/L	5.0	1		03/07/24 05:07	124-48-1	
1,2-Dibromoethane (EDB)	ND	ug/L	5.0	1		03/07/24 05:07	106-93-4	
Dibromomethane	ND	ug/L	5.0	1		03/07/24 05:07	74-95-3	
1,2-Dichlorobenzene	ND	ug/L	5.0	1		03/07/24 05:07	95-50-1	
1,3-Dichlorobenzene	ND	ug/L	5.0	1		03/07/24 05:07	541-73-1	
1,4-Dichlorobenzene	ND	ug/L	5.0	1		03/07/24 05:07	106-46-7	
trans-1,4-Dichloro-2-butene	ND	ug/L	100	1		03/07/24 05:07	110-57-6	
Dichlorodifluoromethane	ND	ug/L	5.0	1		03/07/24 05:07	75-71-8	
1,1-Dichloroethane	ND	ug/L	5.0	1		03/07/24 05:07	75-34-3	
1,2-Dichloroethane	ND	ug/L	5.0	1		03/07/24 05:07	107-06-2	
1,1-Dichloroethene	ND	ug/L	5.0	1		03/07/24 05:07	75-35-4	
cis-1,2-Dichloroethene	ND	ug/L	5.0	1		03/07/24 05:07	156-59-2	
trans-1,2-Dichloroethene	ND	ug/L	5.0	1		03/07/24 05:07	156-60-5	
1,2-Dichloropropane	ND	ug/L	5.0	1		03/07/24 05:07	78-87-5	
1,3-Dichloropropane	ND	ug/L	5.0	1		03/07/24 05:07	142-28-9	
2,2-Dichloropropane	ND	ug/L	5.0	1		03/07/24 05:07	594-20-7	
1,1-Dichloropropene	ND	ug/L	5.0	1		03/07/24 05:07	563-58-6	
cis-1,3-Dichloropropene	ND	ug/L	5.0	1		03/07/24 05:07	10061-01-5	
trans-1,3-Dichloropropene	ND	ug/L	5.0	1		03/07/24 05:07	10061-02-6	
Ethylbenzene	ND	ug/L	5.0	1		03/07/24 05:07	100-41-4	
Ethyl methacrylate	ND	ug/L	100	1		03/07/24 05:07	97-63-2	
Hexachloro-1,3-butadiene	ND	ug/L	5.0	1		03/07/24 05:07	87-68-3	
n-Hexane	ND	ug/L	5.0	1		03/07/24 05:07	110-54-3	
2-Hexanone	ND	ug/L	25.0	1		03/07/24 05:07	591-78-6	
Iodomethane	ND	ug/L	10.0	1		03/07/24 05:07	74-88-4	

REPORT OF LABORATORY ANALYSIS

This report shall not be reproduced, except in full,
without the written consent of Pace Analytical Services, LLC.

Pace Analytical Services, LLC
7726 Moller Road
Indianapolis, IN 46268
(317)228-3100

ANALYTICAL RESULTS

Project: Houghland Canning
Pace Project No.: 50367374

Sample: MW-36 **Lab ID: 50367374021** Collected: 03/05/24 09:43 Received: 03/05/24 13:30 Matrix: Water

Parameters	Results	Units	Report Limit	DF	Prepared	Analyzed	CAS No.	Qual
8260 MSV Indiana	Analytical Method: EPA 5030/8260							
	Pace Analytical Services - Indianapolis							
Isopropylbenzene (Cumene)	ND	ug/L	5.0	1		03/07/24 05:07	98-82-8	
p-Isopropyltoluene	ND	ug/L	5.0	1		03/07/24 05:07	99-87-6	
Methylene Chloride	ND	ug/L	5.0	1		03/07/24 05:07	75-09-2	
1-Methylnaphthalene	ND	ug/L	10.0	1		03/07/24 05:07	90-12-0	
2-Methylnaphthalene	ND	ug/L	10.0	1		03/07/24 05:07	91-57-6	
4-Methyl-2-pentanone (MIBK)	ND	ug/L	25.0	1		03/07/24 05:07	108-10-1	
Methyl-tert-butyl ether	ND	ug/L	4.0	1		03/07/24 05:07	1634-04-4	
Naphthalene	ND	ug/L	1.2	1		03/07/24 05:07	91-20-3	
n-Propylbenzene	ND	ug/L	5.0	1		03/07/24 05:07	103-65-1	
Styrene	ND	ug/L	5.0	1		03/07/24 05:07	100-42-5	
1,1,1,2-Tetrachloroethane	ND	ug/L	5.0	1		03/07/24 05:07	630-20-6	
1,1,2,2-Tetrachloroethane	ND	ug/L	5.0	1		03/07/24 05:07	79-34-5	
Tetrachloroethene	**12.0**	ug/L	5.0	1		03/07/24 05:07	127-18-4	
Toluene	ND	ug/L	5.0	1		03/07/24 05:07	108-88-3	
1,2,3-Trichlorobenzene	ND	ug/L	5.0	1		03/07/24 05:07	87-61-6	
1,2,4-Trichlorobenzene	ND	ug/L	5.0	1		03/07/24 05:07	120-82-1	
1,1,1-Trichloroethane	ND	ug/L	5.0	1		03/07/24 05:07	71-55-6	
1,1,2-Trichloroethane	ND	ug/L	5.0	1		03/07/24 05:07	79-00-5	
Trichloroethene	**8.7**	ug/L	5.0	1		03/07/24 05:07	79-01-6	
Trichlorofluoromethane	ND	ug/L	5.0	1		03/07/24 05:07	75-69-4	
1,2,3-Trichloropropane	ND	ug/L	5.0	1		03/07/24 05:07	96-18-4	
1,2,4-Trimethylbenzene	ND	ug/L	5.0	1		03/07/24 05:07	95-63-6	
1,3,5-Trimethylbenzene	ND	ug/L	5.0	1		03/07/24 05:07	108-67-8	
Vinyl acetate	ND	ug/L	50.0	1		03/07/24 05:07	108-05-4	
Vinyl chloride	ND	ug/L	2.0	1		03/07/24 05:07	75-01-4	
Xylene (Total)	ND	ug/L	10.0	1		03/07/24 05:07	1330-20-7	
Surrogates								
Dibromofluoromethane (S)	99	%.	82-128	1		03/07/24 05:07	1868-53-7	
4-Bromofluorobenzene (S)	101	%.	79-124	1		03/07/24 05:07	460-00-4	
Toluene-d8 (S)	100	%.	73-122	1		03/07/24 05:07	2037-26-5	

REPORT OF LABORATORY ANALYSIS

This report shall not be reproduced, except in full,
without the written consent of Pace Analytical Services, LLC.

Pace Analytical Services, LLC
7726 Moller Road
Indianapolis, IN 46268
(317)228-3100

ANALYTICAL RESULTS

Project: Houghland Canning
Pace Project No.: 50367374

Sample: MW-14D **Lab ID: 50367374022** Collected: 03/05/24 11:15 Received: 03/05/24 13:30 Matrix: Water

Parameters	Results	Units	Report Limit	DF	Prepared	Analyzed	CAS No.	Qual
8260 MSV Indiana	Analytical Method: EPA 5030/8260 Pace Analytical Services - Indianapolis							
Acetone	ND	ug/L	100	1		03/07/24 05:38	67-64-1	
Acrolein	ND	ug/L	50.0	1		03/07/24 05:38	107-02-8	
Acrylonitrile	ND	ug/L	100	1		03/07/24 05:38	107-13-1	
Benzene	ND	ug/L	5.0	1		03/07/24 05:38	71-43-2	
Bromobenzene	ND	ug/L	5.0	1		03/07/24 05:38	108-86-1	
Bromochloromethane	ND	ug/L	5.0	1		03/07/24 05:38	74-97-5	
Bromodichloromethane	ND	ug/L	5.0	1		03/07/24 05:38	75-27-4	
Bromoform	ND	ug/L	5.0	1		03/07/24 05:38	75-25-2	
Bromomethane	ND	ug/L	5.0	1		03/07/24 05:38	74-83-9	
2-Butanone (MEK)	ND	ug/L	25.0	1		03/07/24 05:38	78-93-3	
n-Butylbenzene	ND	ug/L	5.0	1		03/07/24 05:38	104-51-8	
sec-Butylbenzene	ND	ug/L	5.0	1		03/07/24 05:38	135-98-8	
tert-Butylbenzene	ND	ug/L	5.0	1		03/07/24 05:38	98-06-6	
Carbon disulfide	ND	ug/L	10.0	1		03/07/24 05:38	75-15-0	
Carbon tetrachloride	ND	ug/L	5.0	1		03/07/24 05:38	56-23-5	
Chlorobenzene	ND	ug/L	5.0	1		03/07/24 05:38	108-90-7	
Chloroethane	ND	ug/L	5.0	1		03/07/24 05:38	75-00-3	
Chloroform	ND	ug/L	5.0	1		03/07/24 05:38	67-66-3	
Chloromethane	ND	ug/L	5.0	1		03/07/24 05:38	74-87-3	
2-Chlorotoluene	ND	ug/L	5.0	1		03/07/24 05:38	95-49-8	
4-Chlorotoluene	ND	ug/L	5.0	1		03/07/24 05:38	106-43-4	
Dibromochloromethane	ND	ug/L	5.0	1		03/07/24 05:38	124-48-1	
1,2-Dibromoethane (EDB)	ND	ug/L	5.0	1		03/07/24 05:38	106-93-4	
Dibromomethane	ND	ug/L	5.0	1		03/07/24 05:38	74-95-3	
1,2-Dichlorobenzene	ND	ug/L	5.0	1		03/07/24 05:38	95-50-1	
1,3-Dichlorobenzene	ND	ug/L	5.0	1		03/07/24 05:38	541-73-1	
1,4-Dichlorobenzene	ND	ug/L	5.0	1		03/07/24 05:38	106-46-7	
trans-1,4-Dichloro-2-butene	ND	ug/L	100	1		03/07/24 05:38	110-57-6	
Dichlorodifluoromethane	ND	ug/L	5.0	1		03/07/24 05:38	75-71-8	
1,1-Dichloroethane	ND	ug/L	5.0	1		03/07/24 05:38	75-34-3	
1,2-Dichloroethane	ND	ug/L	5.0	1		03/07/24 05:38	107-06-2	
1,1-Dichloroethene	ND	ug/L	5.0	1		03/07/24 05:38	75-35-4	
cis-1,2-Dichloroethene	**78.8**	ug/L	5.0	1		03/07/24 05:38	156-59-2	
trans-1,2-Dichloroethene	ND	ug/L	5.0	1		03/07/24 05:38	156-60-5	
1,2-Dichloropropane	ND	ug/L	5.0	1		03/07/24 05:38	78-87-5	
1,3-Dichloropropane	ND	ug/L	5.0	1		03/07/24 05:38	142-28-9	
2,2-Dichloropropane	ND	ug/L	5.0	1		03/07/24 05:38	594-20-7	
1,1-Dichloropropene	ND	ug/L	5.0	1		03/07/24 05:38	563-58-6	
cis-1,3-Dichloropropene	ND	ug/L	5.0	1		03/07/24 05:38	10061-01-5	
trans-1,3-Dichloropropene	ND	ug/L	5.0	1		03/07/24 05:38	10061-02-6	
Ethylbenzene	ND	ug/L	5.0	1		03/07/24 05:38	100-41-4	
Ethyl methacrylate	ND	ug/L	100	1		03/07/24 05:38	97-63-2	
Hexachloro-1,3-butadiene	ND	ug/L	5.0	1		03/07/24 05:38	87-68-3	
n-Hexane	ND	ug/L	5.0	1		03/07/24 05:38	110-54-3	
2-Hexanone	ND	ug/L	25.0	1		03/07/24 05:38	591-78-6	
Iodomethane	ND	ug/L	10.0	1		03/07/24 05:38	74-88-4	

REPORT OF LABORATORY ANALYSIS

This report shall not be reproduced, except in full,
without the written consent of Pace Analytical Services, LLC.

Pace Analytical Services, LLC
7726 Moller Road
Indianapolis, IN 46268
(317)228-3100

ANALYTICAL RESULTS

Project: Houghland Canning
Pace Project No.: 50367374

Sample: MW-14D **Lab ID: 50367374022** Collected: 03/05/24 11:15 Received: 03/05/24 13:30 Matrix: Water

Parameters	Results	Units	Report Limit	DF	Prepared	Analyzed	CAS No.	Qual
8260 MSV Indiana	Analytical Method: EPA 5030/8260							
	Pace Analytical Services - Indianapolis							
Isopropylbenzene (Cumene)	ND	ug/L	5.0	1		03/07/24 05:38	98-82-8	
p-Isopropyltoluene	ND	ug/L	5.0	1		03/07/24 05:38	99-87-6	
Methylene Chloride	ND	ug/L	5.0	1		03/07/24 05:38	75-09-2	
1-Methylnaphthalene	ND	ug/L	10.0	1		03/07/24 05:38	90-12-0	
2-Methylnaphthalene	ND	ug/L	10.0	1		03/07/24 05:38	91-57-6	
4-Methyl-2-pentanone (MIBK)	ND	ug/L	25.0	1		03/07/24 05:38	108-10-1	
Methyl-tert-butyl ether	ND	ug/L	4.0	1		03/07/24 05:38	1634-04-4	
Naphthalene	ND	ug/L	1.2	1		03/07/24 05:38	91-20-3	
n-Propylbenzene	ND	ug/L	5.0	1		03/07/24 05:38	103-65-1	
Styrene	ND	ug/L	5.0	1		03/07/24 05:38	100-42-5	
1,1,1,2-Tetrachloroethane	ND	ug/L	5.0	1		03/07/24 05:38	630-20-6	
1,1,2,2-Tetrachloroethane	ND	ug/L	5.0	1		03/07/24 05:38	79-34-5	
Tetrachloroethene	ND	ug/L	5.0	1		03/07/24 05:38	127-18-4	
Toluene	ND	ug/L	5.0	1		03/07/24 05:38	108-88-3	
1,2,3-Trichlorobenzene	ND	ug/L	5.0	1		03/07/24 05:38	87-61-6	
1,2,4-Trichlorobenzene	ND	ug/L	5.0	1		03/07/24 05:38	120-82-1	
1,1,1-Trichloroethane	ND	ug/L	5.0	1		03/07/24 05:38	71-55-6	
1,1,2-Trichloroethane	ND	ug/L	5.0	1		03/07/24 05:38	79-00-5	
Trichloroethene	**372**	ug/L	50.0	10		03/07/24 06:09	79-01-6	
Trichlorofluoromethane	ND	ug/L	5.0	1		03/07/24 05:38	75-69-4	
1,2,3-Trichloropropane	ND	ug/L	5.0	1		03/07/24 05:38	96-18-4	
1,2,4-Trimethylbenzene	ND	ug/L	5.0	1		03/07/24 05:38	95-63-6	
1,3,5-Trimethylbenzene	ND	ug/L	5.0	1		03/07/24 05:38	108-67-8	
Vinyl acetate	ND	ug/L	50.0	1		03/07/24 05:38	108-05-4	
Vinyl chloride	**2.8**	ug/L	2.0	1		03/07/24 05:38	75-01-4	
Xylene (Total)	ND	ug/L	10.0	1		03/07/24 05:38	1330-20-7	
Surrogates								
Dibromofluoromethane (S)	98	%.	82-128	1		03/07/24 05:38	1868-53-7	
4-Bromofluorobenzene (S)	102	%.	79-124	1		03/07/24 05:38	460-00-4	
Toluene-d8 (S)	101	%.	73-122	1		03/07/24 05:38	2037-26-5	

REPORT OF LABORATORY ANALYSIS

This report shall not be reproduced, except in full,
without the written consent of Pace Analytical Services, LLC.

Pace Analytical Services, LLC
7726 Moller Road
Indianapolis, IN 46268
(317)228-3100

ANALYTICAL RESULTS

Project: Houghland Canning
Pace Project No.: 50367374

Sample: MW-14 **Lab ID: 50367374023** Collected: 03/05/24 11:40 Received: 03/05/24 13:30 Matrix: Water

Parameters	Results	Units	Report Limit	DF	Prepared	Analyzed	CAS No.	Qual
8260 MSV Indiana	Analytical Method: EPA 5030/8260 Pace Analytical Services - Indianapolis							
Acetone	ND	ug/L	100	1		03/07/24 08:33	67-64-1	
Acrolein	ND	ug/L	50.0	1		03/07/24 08:33	107-02-8	
Acrylonitrile	ND	ug/L	100	1		03/07/24 08:33	107-13-1	
Benzene	ND	ug/L	5.0	1		03/07/24 08:33	71-43-2	
Bromobenzene	ND	ug/L	5.0	1		03/07/24 08:33	108-86-1	
Bromochloromethane	ND	ug/L	5.0	1		03/07/24 08:33	74-97-5	
Bromodichloromethane	ND	ug/L	5.0	1		03/07/24 08:33	75-27-4	
Bromoform	ND	ug/L	5.0	1		03/07/24 08:33	75-25-2	
Bromomethane	ND	ug/L	5.0	1		03/07/24 08:33	74-83-9	
2-Butanone (MEK)	ND	ug/L	25.0	1		03/07/24 08:33	78-93-3	
n-Butylbenzene	ND	ug/L	5.0	1		03/07/24 08:33	104-51-8	
sec-Butylbenzene	ND	ug/L	5.0	1		03/07/24 08:33	135-98-8	
tert-Butylbenzene	ND	ug/L	5.0	1		03/07/24 08:33	98-06-6	
Carbon disulfide	ND	ug/L	10.0	1		03/07/24 08:33	75-15-0	
Carbon tetrachloride	ND	ug/L	5.0	1		03/07/24 08:33	56-23-5	
Chlorobenzene	ND	ug/L	5.0	1		03/07/24 08:33	108-90-7	
Chloroethane	ND	ug/L	5.0	1		03/07/24 08:33	75-00-3	
Chloroform	ND	ug/L	5.0	1		03/07/24 08:33	67-66-3	
Chloromethane	ND	ug/L	5.0	1		03/07/24 08:33	74-87-3	
2-Chlorotoluene	ND	ug/L	5.0	1		03/07/24 08:33	95-49-8	
4-Chlorotoluene	ND	ug/L	5.0	1		03/07/24 08:33	106-43-4	
Dibromochloromethane	ND	ug/L	5.0	1		03/07/24 08:33	124-48-1	
1,2-Dibromoethane (EDB)	ND	ug/L	5.0	1		03/07/24 08:33	106-93-4	
Dibromomethane	ND	ug/L	5.0	1		03/07/24 08:33	74-95-3	
1,2-Dichlorobenzene	ND	ug/L	5.0	1		03/07/24 08:33	95-50-1	
1,3-Dichlorobenzene	ND	ug/L	5.0	1		03/07/24 08:33	541-73-1	
1,4-Dichlorobenzene	ND	ug/L	5.0	1		03/07/24 08:33	106-46-7	
trans-1,4-Dichloro-2-butene	ND	ug/L	100	1		03/07/24 08:33	110-57-6	
Dichlorodifluoromethane	ND	ug/L	5.0	1		03/07/24 08:33	75-71-8	
1,1-Dichloroethane	ND	ug/L	5.0	1		03/07/24 08:33	75-34-3	
1,2-Dichloroethane	ND	ug/L	5.0	1		03/07/24 08:33	107-06-2	
1,1-Dichloroethene	ND	ug/L	5.0	1		03/07/24 08:33	75-35-4	
cis-1,2-Dichloroethene	ND	ug/L	5.0	1		03/07/24 08:33	156-59-2	
trans-1,2-Dichloroethene	ND	ug/L	5.0	1		03/07/24 08:33	156-60-5	
1,2-Dichloropropane	ND	ug/L	5.0	1		03/07/24 08:33	78-87-5	
1,3-Dichloropropane	ND	ug/L	5.0	1		03/07/24 08:33	142-28-9	
2,2-Dichloropropane	ND	ug/L	5.0	1		03/07/24 08:33	594-20-7	
1,1-Dichloropropene	ND	ug/L	5.0	1		03/07/24 08:33	563-58-6	
cis-1,3-Dichloropropene	ND	ug/L	5.0	1		03/07/24 08:33	10061-01-5	
trans-1,3-Dichloropropene	ND	ug/L	5.0	1		03/07/24 08:33	10061-02-6	
Ethylbenzene	ND	ug/L	5.0	1		03/07/24 08:33	100-41-4	
Ethyl methacrylate	ND	ug/L	100	1		03/07/24 08:33	97-63-2	
Hexachloro-1,3-butadiene	ND	ug/L	5.0	1		03/07/24 08:33	87-68-3	
n-Hexane	ND	ug/L	5.0	1		03/07/24 08:33	110-54-3	
2-Hexanone	ND	ug/L	25.0	1		03/07/24 08:33	591-78-6	
Iodomethane	ND	ug/L	10.0	1		03/07/24 08:33	74-88-4	

REPORT OF LABORATORY ANALYSIS

This report shall not be reproduced, except in full,
without the written consent of Pace Analytical Services, LLC.

Pace Analytical Services, LLC
7726 Moller Road
Indianapolis, IN 46268
(317)228-3100

ANALYTICAL RESULTS

Project: Houghland Canning
Pace Project No.: 50367374

Sample: MW-14 **Lab ID: 50367374023** Collected: 03/05/24 11:40 Received: 03/05/24 13:30 Matrix: Water

Parameters	Results	Units	Report Limit	DF	Prepared	Analyzed	CAS No.	Qual
8260 MSV Indiana	Analytical Method: EPA 5030/8260 Pace Analytical Services - Indianapolis							
Isopropylbenzene (Cumene)	ND	ug/L	5.0	1		03/07/24 08:33	98-82-8	
p-Isopropyltoluene	ND	ug/L	5.0	1		03/07/24 08:33	99-87-6	
Methylene Chloride	ND	ug/L	5.0	1		03/07/24 08:33	75-09-2	
1-Methylnaphthalene	ND	ug/L	10.0	1		03/07/24 08:33	90-12-0	
2-Methylnaphthalene	ND	ug/L	10.0	1		03/07/24 08:33	91-57-6	
4-Methyl-2-pentanone (MIBK)	ND	ug/L	25.0	1		03/07/24 08:33	108-10-1	
Methyl-tert-butyl ether	ND	ug/L	4.0	1		03/07/24 08:33	1634-04-4	
Naphthalene	ND	ug/L	1.2	1		03/07/24 08:33	91-20-3	
n-Propylbenzene	ND	ug/L	5.0	1		03/07/24 08:33	103-65-1	
Styrene	ND	ug/L	5.0	1		03/07/24 08:33	100-42-5	
1,1,1,2-Tetrachloroethane	ND	ug/L	5.0	1		03/07/24 08:33	630-20-6	
1,1,2,2-Tetrachloroethane	ND	ug/L	5.0	1		03/07/24 08:33	79-34-5	
Tetrachloroethene	ND	ug/L	5.0	1		03/07/24 08:33	127-18-4	
Toluene	ND	ug/L	5.0	1		03/07/24 08:33	108-88-3	
1,2,3-Trichlorobenzene	ND	ug/L	5.0	1		03/07/24 08:33	87-61-6	
1,2,4-Trichlorobenzene	ND	ug/L	5.0	1		03/07/24 08:33	120-82-1	
1,1,1-Trichloroethane	ND	ug/L	5.0	1		03/07/24 08:33	71-55-6	
1,1,2-Trichloroethane	ND	ug/L	5.0	1		03/07/24 08:33	79-00-5	
Trichloroethene	ND	ug/L	5.0	1		03/07/24 08:33	79-01-6	
Trichlorofluoromethane	ND	ug/L	5.0	1		03/07/24 08:33	75-69-4	
1,2,3-Trichloropropane	ND	ug/L	5.0	1		03/07/24 08:33	96-18-4	
1,2,4-Trimethylbenzene	ND	ug/L	5.0	1		03/07/24 08:33	95-63-6	
1,3,5-Trimethylbenzene	ND	ug/L	5.0	1		03/07/24 08:33	108-67-8	
Vinyl acetate	ND	ug/L	50.0	1		03/07/24 08:33	108-05-4	
Vinyl chloride	ND	ug/L	2.0	1		03/07/24 08:33	75-01-4	
Xylene (Total)	ND	ug/L	10.0	1		03/07/24 08:33	1330-20-7	
Surrogates								
Dibromofluoromethane (S)	98	%.	82-128	1		03/07/24 08:33	1868-53-7	
4-Bromofluorobenzene (S)	101	%.	79-124	1		03/07/24 08:33	460-00-4	
Toluene-d8 (S)	101	%.	73-122	1		03/07/24 08:33	2037-26-5	

REPORT OF LABORATORY ANALYSIS

This report shall not be reproduced, except in full,
without the written consent of Pace Analytical Services, LLC.

Pace Analytical Services, LLC
7726 Moller Road
Indianapolis, IN 46268
(317)228-3100

ANALYTICAL RESULTS

Project: Houghland Canning
Pace Project No.: 50367374

Sample: DUP-1 **Lab ID: 50367374024** Collected: 03/01/24 08:00 Received: 03/05/24 13:30 Matrix: Water

Parameters	Results	Units	Report Limit	DF	Prepared	Analyzed	CAS No.	Qual
8260 MSV Indiana	Analytical Method: EPA 5030/8260 Pace Analytical Services - Indianapolis							
Acetone	ND	ug/L	100	1		03/07/24 06:40	67-64-1	
Acrolein	ND	ug/L	50.0	1		03/07/24 06:40	107-02-8	
Acrylonitrile	ND	ug/L	100	1		03/07/24 06:40	107-13-1	
Benzene	ND	ug/L	5.0	1		03/07/24 06:40	71-43-2	
Bromobenzene	ND	ug/L	5.0	1		03/07/24 06:40	108-86-1	
Bromochloromethane	ND	ug/L	5.0	1		03/07/24 06:40	74-97-5	
Bromodichloromethane	ND	ug/L	5.0	1		03/07/24 06:40	75-27-4	
Bromoform	ND	ug/L	5.0	1		03/07/24 06:40	75-25-2	
Bromomethane	ND	ug/L	5.0	1		03/07/24 06:40	74-83-9	
2-Butanone (MEK)	ND	ug/L	25.0	1		03/07/24 06:40	78-93-3	
n-Butylbenzene	ND	ug/L	5.0	1		03/07/24 06:40	104-51-8	
sec-Butylbenzene	ND	ug/L	5.0	1		03/07/24 06:40	135-98-8	
tert-Butylbenzene	ND	ug/L	5.0	1		03/07/24 06:40	98-06-6	
Carbon disulfide	ND	ug/L	10.0	1		03/07/24 06:40	75-15-0	
Carbon tetrachloride	ND	ug/L	5.0	1		03/07/24 06:40	56-23-5	
Chlorobenzene	ND	ug/L	5.0	1		03/07/24 06:40	108-90-7	
Chloroethane	ND	ug/L	5.0	1		03/07/24 06:40	75-00-3	
Chloroform	ND	ug/L	5.0	1		03/07/24 06:40	67-66-3	
Chloromethane	ND	ug/L	5.0	1		03/07/24 06:40	74-87-3	
2-Chlorotoluene	ND	ug/L	5.0	1		03/07/24 06:40	95-49-8	
4-Chlorotoluene	ND	ug/L	5.0	1		03/07/24 06:40	106-43-4	
Dibromochloromethane	ND	ug/L	5.0	1		03/07/24 06:40	124-48-1	
1,2-Dibromoethane (EDB)	ND	ug/L	5.0	1		03/07/24 06:40	106-93-4	
Dibromomethane	ND	ug/L	5.0	1		03/07/24 06:40	74-95-3	
1,2-Dichlorobenzene	ND	ug/L	5.0	1		03/07/24 06:40	95-50-1	
1,3-Dichlorobenzene	ND	ug/L	5.0	1		03/07/24 06:40	541-73-1	
1,4-Dichlorobenzene	ND	ug/L	5.0	1		03/07/24 06:40	106-46-7	
trans-1,4-Dichloro-2-butene	ND	ug/L	100	1		03/07/24 06:40	110-57-6	
Dichlorodifluoromethane	ND	ug/L	5.0	1		03/07/24 06:40	75-71-8	
1,1-Dichloroethane	ND	ug/L	5.0	1		03/07/24 06:40	75-34-3	
1,2-Dichloroethane	ND	ug/L	5.0	1		03/07/24 06:40	107-06-2	
1,1-Dichloroethene	ND	ug/L	5.0	1		03/07/24 06:40	75-35-4	
cis-1,2-Dichloroethene	**19.8**	ug/L	5.0	1		03/07/24 06:40	156-59-2	
trans-1,2-Dichloroethene	ND	ug/L	5.0	1		03/07/24 06:40	156-60-5	
1,2-Dichloropropane	ND	ug/L	5.0	1		03/07/24 06:40	78-87-5	
1,3-Dichloropropane	ND	ug/L	5.0	1		03/07/24 06:40	142-28-9	
2,2-Dichloropropane	ND	ug/L	5.0	1		03/07/24 06:40	594-20-7	
1,1-Dichloropropene	ND	ug/L	5.0	1		03/07/24 06:40	563-58-6	
cis-1,3-Dichloropropene	ND	ug/L	5.0	1		03/07/24 06:40	10061-01-5	
trans-1,3-Dichloropropene	ND	ug/L	5.0	1		03/07/24 06:40	10061-02-6	
Ethylbenzene	ND	ug/L	5.0	1		03/07/24 06:40	100-41-4	
Ethyl methacrylate	ND	ug/L	100	1		03/07/24 06:40	97-63-2	
Hexachloro-1,3-butadiene	ND	ug/L	5.0	1		03/07/24 06:40	87-68-3	
n-Hexane	ND	ug/L	5.0	1		03/07/24 06:40	110-54-3	
2-Hexanone	ND	ug/L	25.0	1		03/07/24 06:40	591-78-6	
Iodomethane	ND	ug/L	10.0	1		03/07/24 06:40	74-88-4	

REPORT OF LABORATORY ANALYSIS

This report shall not be reproduced, except in full,
without the written consent of Pace Analytical Services, LLC.

Pace Analytical Services, LLC
7726 Moller Road
Indianapolis, IN 46268
(317)228-3100

ANALYTICAL RESULTS

Project: Houghland Canning
Pace Project No.: 50367374

Sample: DUP-1 **Lab ID: 50367374024** Collected: 03/01/24 08:00 Received: 03/05/24 13:30 Matrix: Water

Parameters	Results	Units	Report Limit	DF	Prepared	Analyzed	CAS No.	Qual
8260 MSV Indiana	Analytical Method: EPA 5030/8260							
	Pace Analytical Services - Indianapolis							
Isopropylbenzene (Cumene)	ND	ug/L	5.0	1		03/07/24 06:40	98-82-8	
p-Isopropyltoluene	ND	ug/L	5.0	1		03/07/24 06:40	99-87-6	
Methylene Chloride	ND	ug/L	5.0	1		03/07/24 06:40	75-09-2	
1-Methylnaphthalene	ND	ug/L	10.0	1		03/07/24 06:40	90-12-0	
2-Methylnaphthalene	ND	ug/L	10.0	1		03/07/24 06:40	91-57-6	
4-Methyl-2-pentanone (MIBK)	ND	ug/L	25.0	1		03/07/24 06:40	108-10-1	
Methyl-tert-butyl ether	ND	ug/L	4.0	1		03/07/24 06:40	1634-04-4	
Naphthalene	ND	ug/L	1.2	1		03/07/24 06:40	91-20-3	
n-Propylbenzene	ND	ug/L	5.0	1		03/07/24 06:40	103-65-1	
Styrene	ND	ug/L	5.0	1		03/07/24 06:40	100-42-5	
1,1,1,2-Tetrachloroethane	ND	ug/L	5.0	1		03/07/24 06:40	630-20-6	
1,1,2,2-Tetrachloroethane	ND	ug/L	5.0	1		03/07/24 06:40	79-34-5	
Tetrachloroethene	**9.2**	ug/L	5.0	1		03/07/24 06:40	127-18-4	
Toluene	ND	ug/L	5.0	1		03/07/24 06:40	108-88-3	
1,2,3-Trichlorobenzene	ND	ug/L	5.0	1		03/07/24 06:40	87-61-6	
1,2,4-Trichlorobenzene	ND	ug/L	5.0	1		03/07/24 06:40	120-82-1	
1,1,1-Trichloroethane	ND	ug/L	5.0	1		03/07/24 06:40	71-55-6	
1,1,2-Trichloroethane	ND	ug/L	5.0	1		03/07/24 06:40	79-00-5	
Trichloroethene	**26.1**	ug/L	5.0	1		03/07/24 06:40	79-01-6	
Trichlorofluoromethane	ND	ug/L	5.0	1		03/07/24 06:40	75-69-4	
1,2,3-Trichloropropane	ND	ug/L	5.0	1		03/07/24 06:40	96-18-4	
1,2,4-Trimethylbenzene	ND	ug/L	5.0	1		03/07/24 06:40	95-63-6	
1,3,5-Trimethylbenzene	ND	ug/L	5.0	1		03/07/24 06:40	108-67-8	
Vinyl acetate	ND	ug/L	50.0	1		03/07/24 06:40	108-05-4	
Vinyl chloride	**10.5**	ug/L	2.0	1		03/07/24 06:40	75-01-4	
Xylene (Total)	ND	ug/L	10.0	1		03/07/24 06:40	1330-20-7	
Surrogates								
Dibromofluoromethane (S)	99	%.	82-128	1		03/07/24 06:40	1868-53-7	
4-Bromofluorobenzene (S)	102	%.	79-124	1		03/07/24 06:40	460-00-4	
Toluene-d8 (S)	99	%.	73-122	1		03/07/24 06:40	2037-26-5	

REPORT OF LABORATORY ANALYSIS

This report shall not be reproduced, except in full,
without the written consent of Pace Analytical Services, LLC.

Pace Analytical Services, LLC
7726 Moller Road
Indianapolis, IN 46268
(317)228-3100

ANALYTICAL RESULTS

Project: Houghland Canning
Pace Project No.: 50367374

Sample: DUP-2 **Lab ID: 50367374025** Collected: 03/01/24 08:00 Received: 03/05/24 13:30 Matrix: Water

Parameters	Results	Units	Report Limit	DF	Prepared	Analyzed	CAS No.	Qual
8260 MSV Indiana	Analytical Method: EPA 5030/8260 Pace Analytical Services - Indianapolis							
Acetone	ND	ug/L	100	1		03/07/24 07:11	67-64-1	
Acrolein	ND	ug/L	50.0	1		03/07/24 07:11	107-02-8	
Acrylonitrile	ND	ug/L	100	1		03/07/24 07:11	107-13-1	
Benzene	ND	ug/L	5.0	1		03/07/24 07:11	71-43-2	
Bromobenzene	ND	ug/L	5.0	1		03/07/24 07:11	108-86-1	
Bromochloromethane	ND	ug/L	5.0	1		03/07/24 07:11	74-97-5	
Bromodichloromethane	ND	ug/L	5.0	1		03/07/24 07:11	75-27-4	
Bromoform	ND	ug/L	5.0	1		03/07/24 07:11	75-25-2	
Bromomethane	ND	ug/L	5.0	1		03/07/24 07:11	74-83-9	
2-Butanone (MEK)	ND	ug/L	25.0	1		03/07/24 07:11	78-93-3	
n-Butylbenzene	ND	ug/L	5.0	1		03/07/24 07:11	104-51-8	
sec-Butylbenzene	ND	ug/L	5.0	1		03/07/24 07:11	135-98-8	
tert-Butylbenzene	ND	ug/L	5.0	1		03/07/24 07:11	98-06-6	
Carbon disulfide	ND	ug/L	10.0	1		03/07/24 07:11	75-15-0	
Carbon tetrachloride	ND	ug/L	5.0	1		03/07/24 07:11	56-23-5	
Chlorobenzene	ND	ug/L	5.0	1		03/07/24 07:11	108-90-7	
Chloroethane	ND	ug/L	5.0	1		03/07/24 07:11	75-00-3	
Chloroform	ND	ug/L	5.0	1		03/07/24 07:11	67-66-3	
Chloromethane	ND	ug/L	5.0	1		03/07/24 07:11	74-87-3	
2-Chlorotoluene	ND	ug/L	5.0	1		03/07/24 07:11	95-49-8	
4-Chlorotoluene	ND	ug/L	5.0	1		03/07/24 07:11	106-43-4	
Dibromochloromethane	ND	ug/L	5.0	1		03/07/24 07:11	124-48-1	
1,2-Dibromoethane (EDB)	ND	ug/L	5.0	1		03/07/24 07:11	106-93-4	
Dibromomethane	ND	ug/L	5.0	1		03/07/24 07:11	74-95-3	
1,2-Dichlorobenzene	ND	ug/L	5.0	1		03/07/24 07:11	95-50-1	
1,3-Dichlorobenzene	ND	ug/L	5.0	1		03/07/24 07:11	541-73-1	
1,4-Dichlorobenzene	ND	ug/L	5.0	1		03/07/24 07:11	106-46-7	
trans-1,4-Dichloro-2-butene	ND	ug/L	100	1		03/07/24 07:11	110-57-6	
Dichlorodifluoromethane	ND	ug/L	5.0	1		03/07/24 07:11	75-71-8	
1,1-Dichloroethane	ND	ug/L	5.0	1		03/07/24 07:11	75-34-3	
1,2-Dichloroethane	ND	ug/L	5.0	1		03/07/24 07:11	107-06-2	
1,1-Dichloroethene	ND	ug/L	5.0	1		03/07/24 07:11	75-35-4	
cis-1,2-Dichloroethene	ND	ug/L	5.0	1		03/07/24 07:11	156-59-2	
trans-1,2-Dichloroethene	ND	ug/L	5.0	1		03/07/24 07:11	156-60-5	
1,2-Dichloropropane	ND	ug/L	5.0	1		03/07/24 07:11	78-87-5	
1,3-Dichloropropane	ND	ug/L	5.0	1		03/07/24 07:11	142-28-9	
2,2-Dichloropropane	ND	ug/L	5.0	1		03/07/24 07:11	594-20-7	
1,1-Dichloropropene	ND	ug/L	5.0	1		03/07/24 07:11	563-58-6	
cis-1,3-Dichloropropene	ND	ug/L	5.0	1		03/07/24 07:11	10061-01-5	
trans-1,3-Dichloropropene	ND	ug/L	5.0	1		03/07/24 07:11	10061-02-6	
Ethylbenzene	ND	ug/L	5.0	1		03/07/24 07:11	100-41-4	
Ethyl methacrylate	ND	ug/L	100	1		03/07/24 07:11	97-63-2	
Hexachloro-1,3-butadiene	ND	ug/L	5.0	1		03/07/24 07:11	87-68-3	
n-Hexane	ND	ug/L	5.0	1		03/07/24 07:11	110-54-3	
2-Hexanone	ND	ug/L	25.0	1		03/07/24 07:11	591-78-6	
Iodomethane	ND	ug/L	10.0	1		03/07/24 07:11	74-88-4	

REPORT OF LABORATORY ANALYSIS

This report shall not be reproduced, except in full,
without the written consent of Pace Analytical Services, LLC.

Pace Analytical Services, LLC
7726 Moller Road
Indianapolis, IN 46268
(317)228-3100

ANALYTICAL RESULTS

Project: Houghland Canning
Pace Project No.: 50367374

Sample: DUP-2 **Lab ID: 50367374025** Collected: 03/01/24 08:00 Received: 03/05/24 13:30 Matrix: Water

Parameters	Results	Units	Report Limit	DF	Prepared	Analyzed	CAS No.	Qual
8260 MSV Indiana	Analytical Method: EPA 5030/8260							
	Pace Analytical Services - Indianapolis							
Isopropylbenzene (Cumene)	ND	ug/L	5.0	1		03/07/24 07:11	98-82-8	
p-Isopropyltoluene	ND	ug/L	5.0	1		03/07/24 07:11	99-87-6	
Methylene Chloride	ND	ug/L	5.0	1		03/07/24 07:11	75-09-2	
1-Methylnaphthalene	ND	ug/L	10.0	1		03/07/24 07:11	90-12-0	
2-Methylnaphthalene	ND	ug/L	10.0	1		03/07/24 07:11	91-57-6	
4-Methyl-2-pentanone (MIBK)	ND	ug/L	25.0	1		03/07/24 07:11	108-10-1	
Methyl-tert-butyl ether	ND	ug/L	4.0	1		03/07/24 07:11	1634-04-4	
Naphthalene	ND	ug/L	1.2	1		03/07/24 07:11	91-20-3	
n-Propylbenzene	ND	ug/L	5.0	1		03/07/24 07:11	103-65-1	
Styrene	ND	ug/L	5.0	1		03/07/24 07:11	100-42-5	
1,1,1,2-Tetrachloroethane	ND	ug/L	5.0	1		03/07/24 07:11	630-20-6	
1,1,2,2-Tetrachloroethane	ND	ug/L	5.0	1		03/07/24 07:11	79-34-5	
Tetrachloroethene	**21.7**	ug/L	5.0	1		03/07/24 07:11	127-18-4	
Toluene	ND	ug/L	5.0	1		03/07/24 07:11	108-88-3	
1,2,3-Trichlorobenzene	ND	ug/L	5.0	1		03/07/24 07:11	87-61-6	
1,2,4-Trichlorobenzene	ND	ug/L	5.0	1		03/07/24 07:11	120-82-1	
1,1,1-Trichloroethane	ND	ug/L	5.0	1		03/07/24 07:11	71-55-6	
1,1,2-Trichloroethane	ND	ug/L	5.0	1		03/07/24 07:11	79-00-5	
Trichloroethene	**11.4**	ug/L	5.0	1		03/07/24 07:11	79-01-6	
Trichlorofluoromethane	ND	ug/L	5.0	1		03/07/24 07:11	75-69-4	
1,2,3-Trichloropropane	ND	ug/L	5.0	1		03/07/24 07:11	96-18-4	
1,2,4-Trimethylbenzene	ND	ug/L	5.0	1		03/07/24 07:11	95-63-6	
1,3,5-Trimethylbenzene	ND	ug/L	5.0	1		03/07/24 07:11	108-67-8	
Vinyl acetate	ND	ug/L	50.0	1		03/07/24 07:11	108-05-4	
Vinyl chloride	ND	ug/L	2.0	1		03/07/24 07:11	75-01-4	
Xylene (Total)	ND	ug/L	10.0	1		03/07/24 07:11	1330-20-7	
Surrogates								
Dibromofluoromethane (S)	100	%.	82-128	1		03/07/24 07:11	1868-53-7	
4-Bromofluorobenzene (S)	102	%.	79-124	1		03/07/24 07:11	460-00-4	
Toluene-d8 (S)	99	%.	73-122	1		03/07/24 07:11	2037-26-5	

REPORT OF LABORATORY ANALYSIS

This report shall not be reproduced, except in full,
without the written consent of Pace Analytical Services, LLC.

Pace Analytical Services, LLC
7726 Moller Road
Indianapolis, IN 46268
(317)228-3100

ANALYTICAL RESULTS

Project: Houghland Canning
Pace Project No.: 50367374

Sample: Trip Blank **Lab ID: 50367374026** Collected: 03/01/24 08:00 Received: 03/05/24 13:30 Matrix: Water

Parameters	Results	Units	Report Limit	DF	Prepared	Analyzed	CAS No.	Qual
8260 MSV Indiana	Analytical Method: EPA 5030/8260 Pace Analytical Services - Indianapolis							
Acetone	ND	ug/L	100	1		03/07/24 07:45	67-64-1	
Acrolein	ND	ug/L	50.0	1		03/07/24 07:45	107-02-8	
Acrylonitrile	ND	ug/L	100	1		03/07/24 07:45	107-13-1	
Benzene	ND	ug/L	5.0	1		03/07/24 07:45	71-43-2	
Bromobenzene	ND	ug/L	5.0	1		03/07/24 07:45	108-86-1	
Bromochloromethane	ND	ug/L	5.0	1		03/07/24 07:45	74-97-5	
Bromodichloromethane	ND	ug/L	5.0	1		03/07/24 07:45	75-27-4	
Bromoform	ND	ug/L	5.0	1		03/07/24 07:45	75-25-2	
Bromomethane	ND	ug/L	5.0	1		03/07/24 07:45	74-83-9	
2-Butanone (MEK)	ND	ug/L	25.0	1		03/07/24 07:45	78-93-3	
n-Butylbenzene	ND	ug/L	5.0	1		03/07/24 07:45	104-51-8	
sec-Butylbenzene	ND	ug/L	5.0	1		03/07/24 07:45	135-98-8	
tert-Butylbenzene	ND	ug/L	5.0	1		03/07/24 07:45	98-06-6	
Carbon disulfide	ND	ug/L	10.0	1		03/07/24 07:45	75-15-0	
Carbon tetrachloride	ND	ug/L	5.0	1		03/07/24 07:45	56-23-5	
Chlorobenzene	ND	ug/L	5.0	1		03/07/24 07:45	108-90-7	
Chloroethane	ND	ug/L	5.0	1		03/07/24 07:45	75-00-3	
Chloroform	ND	ug/L	5.0	1		03/07/24 07:45	67-66-3	
Chloromethane	ND	ug/L	5.0	1		03/07/24 07:45	74-87-3	
2-Chlorotoluene	ND	ug/L	5.0	1		03/07/24 07:45	95-49-8	
4-Chlorotoluene	ND	ug/L	5.0	1		03/07/24 07:45	106-43-4	
Dibromochloromethane	ND	ug/L	5.0	1		03/07/24 07:45	124-48-1	
1,2-Dibromoethane (EDB)	ND	ug/L	5.0	1		03/07/24 07:45	106-93-4	
Dibromomethane	ND	ug/L	5.0	1		03/07/24 07:45	74-95-3	
1,2-Dichlorobenzene	ND	ug/L	5.0	1		03/07/24 07:45	95-50-1	
1,3-Dichlorobenzene	ND	ug/L	5.0	1		03/07/24 07:45	541-73-1	
1,4-Dichlorobenzene	ND	ug/L	5.0	1		03/07/24 07:45	106-46-7	
trans-1,4-Dichloro-2-butene	ND	ug/L	100	1		03/07/24 07:45	110-57-6	
Dichlorodifluoromethane	ND	ug/L	5.0	1		03/07/24 07:45	75-71-8	
1,1-Dichloroethane	ND	ug/L	5.0	1		03/07/24 07:45	75-34-3	
1,2-Dichloroethane	ND	ug/L	5.0	1		03/07/24 07:45	107-06-2	
1,1-Dichloroethene	ND	ug/L	5.0	1		03/07/24 07:45	75-35-4	
cis-1,2-Dichloroethene	ND	ug/L	5.0	1		03/07/24 07:45	156-59-2	
trans-1,2-Dichloroethene	ND	ug/L	5.0	1		03/07/24 07:45	156-60-5	
1,2-Dichloropropane	ND	ug/L	5.0	1		03/07/24 07:45	78-87-5	
1,3-Dichloropropane	ND	ug/L	5.0	1		03/07/24 07:45	142-28-9	
2,2-Dichloropropane	ND	ug/L	5.0	1		03/07/24 07:45	594-20-7	
1,1-Dichloropropene	ND	ug/L	5.0	1		03/07/24 07:45	563-58-6	
cis-1,3-Dichloropropene	ND	ug/L	5.0	1		03/07/24 07:45	10061-01-5	
trans-1,3-Dichloropropene	ND	ug/L	5.0	1		03/07/24 07:45	10061-02-6	
Ethylbenzene	ND	ug/L	5.0	1		03/07/24 07:45	100-41-4	
Ethyl methacrylate	ND	ug/L	100	1		03/07/24 07:45	97-63-2	
Hexachloro-1,3-butadiene	ND	ug/L	5.0	1		03/07/24 07:45	87-68-3	
n-Hexane	ND	ug/L	5.0	1		03/07/24 07:45	110-54-3	
2-Hexanone	ND	ug/L	25.0	1		03/07/24 07:45	591-78-6	
Iodomethane	ND	ug/L	10.0	1		03/07/24 07:45	74-88-4	

REPORT OF LABORATORY ANALYSIS

This report shall not be reproduced, except in full,
without the written consent of Pace Analytical Services, LLC.

Pace Analytical Services, LLC
7726 Moller Road
Indianapolis, IN 46268
(317)228-3100

ANALYTICAL RESULTS

Project: Houghland Canning
Pace Project No.: 50367374

Sample: Trip Blank **Lab ID: 50367374026** Collected: 03/01/24 08:00 Received: 03/05/24 13:30 Matrix: Water

Parameters	Results	Units	Report Limit	DF	Prepared	Analyzed	CAS No.	Qual
8260 MSV Indiana	Analytical Method: EPA 5030/8260 Pace Analytical Services - Indianapolis							
Isopropylbenzene (Cumene)	ND	ug/L	5.0	1		03/07/24 07:45	98-82-8	
p-Isopropyltoluene	ND	ug/L	5.0	1		03/07/24 07:45	99-87-6	
Methylene Chloride	ND	ug/L	5.0	1		03/07/24 07:45	75-09-2	
1-Methylnaphthalene	ND	ug/L	10.0	1		03/07/24 07:45	90-12-0	
2-Methylnaphthalene	ND	ug/L	10.0	1		03/07/24 07:45	91-57-6	
4-Methyl-2-pentanone (MIBK)	ND	ug/L	25.0	1		03/07/24 07:45	108-10-1	
Methyl-tert-butyl ether	ND	ug/L	4.0	1		03/07/24 07:45	1634-04-4	
Naphthalene	ND	ug/L	1.2	1		03/07/24 07:45	91-20-3	
n-Propylbenzene	ND	ug/L	5.0	1		03/07/24 07:45	103-65-1	
Styrene	ND	ug/L	5.0	1		03/07/24 07:45	100-42-5	
1,1,1,2-Tetrachloroethane	ND	ug/L	5.0	1		03/07/24 07:45	630-20-6	
1,1,2,2-Tetrachloroethane	ND	ug/L	5.0	1		03/07/24 07:45	79-34-5	
Tetrachloroethene	ND	ug/L	5.0	1		03/07/24 07:45	127-18-4	
Toluene	ND	ug/L	5.0	1		03/07/24 07:45	108-88-3	
1,2,3-Trichlorobenzene	ND	ug/L	5.0	1		03/07/24 07:45	87-61-6	
1,2,4-Trichlorobenzene	ND	ug/L	5.0	1		03/07/24 07:45	120-82-1	
1,1,1-Trichloroethane	ND	ug/L	5.0	1		03/07/24 07:45	71-55-6	
1,1,2-Trichloroethane	ND	ug/L	5.0	1		03/07/24 07:45	79-00-5	
Trichloroethene	ND	ug/L	5.0	1		03/07/24 07:45	79-01-6	
Trichlorofluoromethane	ND	ug/L	5.0	1		03/07/24 07:45	75-69-4	
1,2,3-Trichloropropane	ND	ug/L	5.0	1		03/07/24 07:45	96-18-4	
1,2,4-Trimethylbenzene	ND	ug/L	5.0	1		03/07/24 07:45	95-63-6	
1,3,5-Trimethylbenzene	ND	ug/L	5.0	1		03/07/24 07:45	108-67-8	
Vinyl acetate	ND	ug/L	50.0	1		03/07/24 07:45	108-05-4	
Vinyl chloride	ND	ug/L	2.0	1		03/07/24 07:45	75-01-4	
Xylene (Total)	ND	ug/L	10.0	1		03/07/24 07:45	1330-20-7	
Surrogates								
Dibromofluoromethane (S)	98	%.	82-128	1		03/07/24 07:45	1868-53-7	
4-Bromofluorobenzene (S)	100	%.	79-124	1		03/07/24 07:45	460-00-4	
Toluene-d8 (S)	101	%.	73-122	1		03/07/24 07:45	2037-26-5	

REPORT OF LABORATORY ANALYSIS

This report shall not be reproduced, except in full,
without the written consent of Pace Analytical Services, LLC.

Pace Analytical Services, LLC
7726 Moller Road
Indianapolis, IN 46268
(317)228-3100

QUALITY CONTROL DATA

Project: Houghland Canning
Pace Project No.: 50367374

QC Batch: 778967
QC Batch Method: EPA 5030/8260
Analysis Method: EPA 5030/8260
Analysis Description: 8260 MSV
Laboratory: Pace Analytical Services - Indianapolis
Associated Lab Samples: 50367374001, 50367374002, 50367374003, 50367374004, 50367374005, 50367374006, 50367374007, 50367374008

METHOD BLANK: 3564781
Matrix: Water
Associated Lab Samples: 50367374001, 50367374002, 50367374003, 50367374004, 50367374005, 50367374006, 50367374007, 50367374008

Parameter	Units	Blank Result	Reporting Limit	Analyzed	Qualifiers
1,1,1,2-Tetrachloroethane	ug/L	ND	5.0	03/06/24 13:28	
1,1,1-Trichloroethane	ug/L	ND	5.0	03/06/24 13:28	
1,1,2,2-Tetrachloroethane	ug/L	ND	5.0	03/06/24 13:28	
1,1,2-Trichloroethane	ug/L	ND	5.0	03/06/24 13:28	
1,1-Dichloroethane	ug/L	ND	5.0	03/06/24 13:28	
1,1-Dichloroethene	ug/L	ND	5.0	03/06/24 13:28	
1,1-Dichloropropene	ug/L	ND	5.0	03/06/24 13:28	
1,2,3-Trichlorobenzene	ug/L	ND	5.0	03/06/24 13:28	
1,2,3-Trichloropropane	ug/L	ND	5.0	03/06/24 13:28	
1,2,4-Trichlorobenzene	ug/L	ND	5.0	03/06/24 13:28	
1,2,4-Trimethylbenzene	ug/L	ND	5.0	03/06/24 13:28	
1,2-Dibromoethane (EDB)	ug/L	ND	5.0	03/06/24 13:28	
1,2-Dichlorobenzene	ug/L	ND	5.0	03/06/24 13:28	
1,2-Dichloroethane	ug/L	ND	5.0	03/06/24 13:28	
1,2-Dichloropropane	ug/L	ND	5.0	03/06/24 13:28	
1,3,5-Trimethylbenzene	ug/L	ND	5.0	03/06/24 13:28	
1,3-Dichlorobenzene	ug/L	ND	5.0	03/06/24 13:28	
1,3-Dichloropropane	ug/L	ND	5.0	03/06/24 13:28	
1,4-Dichlorobenzene	ug/L	ND	5.0	03/06/24 13:28	
1-Methylnaphthalene	ug/L	ND	10.0	03/06/24 13:28	
2,2-Dichloropropane	ug/L	ND	5.0	03/06/24 13:28	
2-Butanone (MEK)	ug/L	ND	25.0	03/06/24 13:28	
2-Chlorotoluene	ug/L	ND	5.0	03/06/24 13:28	
2-Hexanone	ug/L	ND	25.0	03/06/24 13:28	
2-Methylnaphthalene	ug/L	ND	10.0	03/06/24 13:28	
4-Chlorotoluene	ug/L	ND	5.0	03/06/24 13:28	
4-Methyl-2-pentanone (MIBK)	ug/L	ND	25.0	03/06/24 13:28	
Acetone	ug/L	ND	100	03/06/24 13:28	
Acrolein	ug/L	ND	50.0	03/06/24 13:28	
Acrylonitrile	ug/L	ND	100	03/06/24 13:28	
Benzene	ug/L	ND	5.0	03/06/24 13:28	
Bromobenzene	ug/L	ND	5.0	03/06/24 13:28	
Bromochloromethane	ug/L	ND	5.0	03/06/24 13:28	
Bromodichloromethane	ug/L	ND	5.0	03/06/24 13:28	
Bromoform	ug/L	ND	5.0	03/06/24 13:28	
Bromomethane	ug/L	ND	5.0	03/06/24 13:28	
Carbon disulfide	ug/L	ND	10.0	03/06/24 13:28	
Carbon tetrachloride	ug/L	ND	5.0	03/06/24 13:28	
Chlorobenzene	ug/L	ND	5.0	03/06/24 13:28	

Results presented on this page are in the units indicated by the "Units" column except where an alternate unit is presented to the right of the result.

REPORT OF LABORATORY ANALYSIS

This report shall not be reproduced, except in full,
without the written consent of Pace Analytical Services, LLC.

Pace Analytical Services, LLC
7726 Moller Road
Indianapolis, IN 46268
(317)228-3100

QUALITY CONTROL DATA

Project: Houghland Canning
Pace Project No.: 50367374

METHOD BLANK: 3564781 Matrix: Water

Associated Lab Samples: 50367374001, 50367374002, 50367374003, 50367374004, 50367374005, 50367374006, 50367374007, 50367374008

Parameter	Units	Blank Result	Reporting Limit	Analyzed	Qualifiers
Chloroethane	ug/L	ND	5.0	03/06/24 13:28	
Chloroform	ug/L	ND	5.0	03/06/24 13:28	
Chloromethane	ug/L	ND	5.0	03/06/24 13:28	
cis-1,2-Dichloroethene	ug/L	ND	5.0	03/06/24 13:28	
cis-1,3-Dichloropropene	ug/L	ND	5.0	03/06/24 13:28	
Dibromochloromethane	ug/L	ND	5.0	03/06/24 13:28	
Dibromomethane	ug/L	ND	5.0	03/06/24 13:28	
Dichlorodifluoromethane	ug/L	ND	5.0	03/06/24 13:28	
Ethyl methacrylate	ug/L	ND	100	03/06/24 13:28	
Ethylbenzene	ug/L	ND	5.0	03/06/24 13:28	
Hexachloro-1,3-butadiene	ug/L	ND	5.0	03/06/24 13:28	
Iodomethane	ug/L	ND	10.0	03/06/24 13:28	
Isopropylbenzene (Cumene)	ug/L	ND	5.0	03/06/24 13:28	
Methyl-tert-butyl ether	ug/L	ND	4.0	03/06/24 13:28	
Methylene Chloride	ug/L	ND	5.0	03/06/24 13:28	
n-Butylbenzene	ug/L	ND	5.0	03/06/24 13:28	
n-Hexane	ug/L	ND	5.0	03/06/24 13:28	
n-Propylbenzene	ug/L	ND	5.0	03/06/24 13:28	
Naphthalene	ug/L	ND	1.2	03/06/24 13:28	
p-Isopropyltoluene	ug/L	ND	5.0	03/06/24 13:28	
sec-Butylbenzene	ug/L	ND	5.0	03/06/24 13:28	
Styrene	ug/L	ND	5.0	03/06/24 13:28	
tert-Butylbenzene	ug/L	ND	5.0	03/06/24 13:28	
Tetrachloroethene	ug/L	ND	5.0	03/06/24 13:28	
Toluene	ug/L	ND	5.0	03/06/24 13:28	
trans-1,2-Dichloroethene	ug/L	ND	5.0	03/06/24 13:28	
trans-1,3-Dichloropropene	ug/L	ND	5.0	03/06/24 13:28	
trans-1,4-Dichloro-2-butene	ug/L	ND	100	03/06/24 13:28	
Trichloroethene	ug/L	ND	5.0	03/06/24 13:28	
Trichlorofluoromethane	ug/L	ND	5.0	03/06/24 13:28	
Vinyl acetate	ug/L	ND	50.0	03/06/24 13:28	
Vinyl chloride	ug/L	ND	2.0	03/06/24 13:28	
Xylene (Total)	ug/L	ND	10.0	03/06/24 13:28	
4-Bromofluorobenzene (S)	%.	100	79-124	03/06/24 13:28	
Dibromofluoromethane (S)	%.	101	82-128	03/06/24 13:28	
Toluene-d8 (S)	%.	100	73-122	03/06/24 13:28	

LABORATORY CONTROL SAMPLE: 3564782

Parameter	Units	Spike Conc.	LCS Result	LCS % Rec	% Rec Limits	Qualifiers
1,1,1-Trichloroethane	ug/L	50	40.7	81	76-127	
1,1,2,2-Tetrachloroethane	ug/L	50	44.0	88	70-126	
1,1-Dichloroethene	ug/L	50	42.4	85	73-133	

Results presented on this page are in the units indicated by the "Units" column except where an alternate unit is presented to the right of the result.

REPORT OF LABORATORY ANALYSIS

This report shall not be reproduced, except in full,
without the written consent of Pace Analytical Services, LLC.

Pace Analytical Services, LLC
7726 Moller Road
Indianapolis, IN 46268
(317)228-3100

QUALITY CONTROL DATA

Project: Houghland Canning
Pace Project No.: 50367374

LABORATORY CONTROL SAMPLE: 3564782

Parameter	Units	Spike Conc.	LCS Result	LCS % Rec	% Rec Limits	Qualifiers
1,2,4-Trimethylbenzene	ug/L	50	43.9	88	70-127	
1,2-Dibromoethane (EDB)	ug/L	50	40.4	81	80-126	
1,2-Dichloroethane	ug/L	50	36.6	73	70-124	
1,2-Dichloropropane	ug/L	50	43.5	87	74-128	
1,3,5-Trimethylbenzene	ug/L	50	45.2	90	71-124	
Benzene	ug/L	50	46.7	93	74-124	
Chlorobenzene	ug/L	50	43.0	86	77-121	
Chloroform	ug/L	50	41.0	82	75-118	
cis-1,2-Dichloroethene	ug/L	50	43.9	88	76-125	
Ethylbenzene	ug/L	50	44.1	88	74-125	
Isopropylbenzene (Cumene)	ug/L	50	44.5	89	75-126	
Methyl-tert-butyl ether	ug/L	50	39.1	78	74-129	
n-Hexane	ug/L	50	40.7	81	58-131	
Naphthalene	ug/L	50	46.6	93	70-132	
Tetrachloroethene	ug/L	50	43.4	87	73-132	
Toluene	ug/L	50	44.3	89	72-119	
trans-1,2-Dichloroethene	ug/L	50	43.8	88	74-125	
Trichloroethene	ug/L	50	43.5	87	75-127	
Vinyl chloride	ug/L	50	44.1	88	48-133	
Xylene (Total)	ug/L	150	127	85	73-123	
4-Bromofluorobenzene (S)	%.			97	79-124	
Dibromofluoromethane (S)	%.			96	82-128	
Toluene-d8 (S)	%.			101	73-122	

MATRIX SPIKE & MATRIX SPIKE DUPLICATE: 3564783 3564784

Parameter	Units	50367374001 Result	MS Spike Conc.	MSD Spike Conc.	MS Result	MSD Result	MS % Rec	MSD % Rec	% Rec Limits	RPD	Max RPD	Qual
1,1,1-Trichloroethane	ug/L	ND	50	50	43.1	45.8	86	92	63-138	6	20	
1,1,2,2-Tetrachloroethane	ug/L	ND	50	50	49.4	52.5	99	105	58-146	6	20	
1,1-Dichloroethene	ug/L	ND	50	50	44.8	47.3	90	95	65-139	5	20	
1,2,4-Trimethylbenzene	ug/L	ND	50	50	45.1	47.6	90	95	34-144	5	20	
1,2-Dibromoethane (EDB)	ug/L	ND	50	50	44.7	47.2	89	94	64-139	6	20	
1,2-Dichloroethane	ug/L	ND	50	50	40.6	42.6	81	85	55-146	5	20	
1,2-Dichloropropane	ug/L	ND	50	50	47.2	49.9	94	100	66-134	5	20	
1,3,5-Trimethylbenzene	ug/L	ND	50	50	46.5	49.0	93	98	29-151	5	20	
Benzene	ug/L	ND	50	50	50.1	53.1	100	106	65-137	6	20	
Chlorobenzene	ug/L	ND	50	50	45.3	48.5	91	97	54-135	7	20	
Chloroform	ug/L	ND	50	50	44.4	47.2	89	94	64-133	6	20	
cis-1,2-Dichloroethene	ug/L	ND	50	50	49.1	52.1	93	99	59-141	6	20	
Ethylbenzene	ug/L	ND	50	50	46.5	49.0	93	98	50-143	5	20	
Isopropylbenzene (Cumene)	ug/L	ND	50	50	46.9	49.2	94	98	36-151	5	20	
Methyl-tert-butyl ether	ug/L	ND	50	50	43.6	46.3	87	93	66-138	6	20	
n-Hexane	ug/L	ND	50	50	43.3	45.2	86	90	53-129	4	20	

Results presented on this page are in the units indicated by the "Units" column except where an alternate unit is presented to the right of the result.

REPORT OF LABORATORY ANALYSIS

This report shall not be reproduced, except in full,
without the written consent of Pace Analytical Services, LLC.

Pace Analytical Services, LLC
7726 Moller Road
Indianapolis, IN 46268
(317)228-3100

QUALITY CONTROL DATA

Project: Houghland Canning
Pace Project No.: 50367374

MATRIX SPIKE & MATRIX SPIKE DUPLICATE: 3564783 3564784

Parameter	Units	50367374001 Result	MS Spike Conc.	MSD Spike Conc.	MS Result	MSD Result	MS % Rec	MSD % Rec	% Rec Limits	RPD	Max RPD	Qual
Naphthalene	ug/L	ND	50	50	51.2	54.5	102	109	51-135	6	20	
Tetrachloroethene	ug/L	ND	50	50	46.3	49.2	89	95	43-149	6	20	
Toluene	ug/L	ND	50	50	47.2	49.9	94	99	57-137	6	20	
trans-1,2-Dichloroethene	ug/L	ND	50	50	46.7	49.2	93	98	63-133	5	20	
Trichloroethene	ug/L	ND	50	50	48.8	51.4	91	96	52-145	5	20	
Vinyl chloride	ug/L	ND	50	50	48.8	51.8	95	101	43-139	6	20	
Xylene (Total)	ug/L	ND	150	150	133	141	89	94	52-137	6	20	
4-Bromofluorobenzene (S)	%.						97	97	79-124			
Dibromofluoromethane (S)	%.						97	97	82-128			
Toluene-d8 (S)	%.						101	102	73-122			

Results presented on this page are in the units indicated by the "Units" column except where an alternate unit is presented to the right of the result.

REPORT OF LABORATORY ANALYSIS

This report shall not be reproduced, except in full,
without the written consent of Pace Analytical Services, LLC.

Pace Analytical Services, LLC
7726 Moller Road
Indianapolis, IN 46268
(317)228-3100

QUALITY CONTROL DATA

Project: Houghland Canning
Pace Project No.: 50367374

QC Batch: 778968
QC Batch Method: EPA 5030/8260
Analysis Method: EPA 5030/8260
Analysis Description: 8260 MSV
Laboratory: Pace Analytical Services - Indianapolis
Associated Lab Samples: 50367374009, 50367374010, 50367374011, 50367374012, 50367374013, 50367374014, 50367374015, 50367374016, 50367374023

METHOD BLANK: 3564786
Matrix: Water
Associated Lab Samples: 50367374009, 50367374010, 50367374011, 50367374012, 50367374013, 50367374014, 50367374015, 50367374016, 50367374023

Parameter	Units	Blank Result	Reporting Limit	Analyzed	Qualifiers
1,1,1,2-Tetrachloroethane	ug/L	ND	5.0	03/07/24 02:16	
1,1,1-Trichloroethane	ug/L	ND	5.0	03/07/24 02:16	
1,1,2,2-Tetrachloroethane	ug/L	ND	5.0	03/07/24 02:16	
1,1,2-Trichloroethane	ug/L	ND	5.0	03/07/24 02:16	
1,1-Dichloroethane	ug/L	ND	5.0	03/07/24 02:16	
1,1-Dichloroethene	ug/L	ND	5.0	03/07/24 02:16	
1,1-Dichloropropene	ug/L	ND	5.0	03/07/24 02:16	
1,2,3-Trichlorobenzene	ug/L	ND	5.0	03/07/24 02:16	
1,2,3-Trichloropropane	ug/L	ND	5.0	03/07/24 02:16	
1,2,4-Trichlorobenzene	ug/L	ND	5.0	03/07/24 02:16	
1,2,4-Trimethylbenzene	ug/L	ND	5.0	03/07/24 02:16	
1,2-Dibromoethane (EDB)	ug/L	ND	5.0	03/07/24 02:16	
1,2-Dichlorobenzene	ug/L	ND	5.0	03/07/24 02:16	
1,2-Dichloroethane	ug/L	ND	5.0	03/07/24 02:16	
1,2-Dichloropropane	ug/L	ND	5.0	03/07/24 02:16	
1,3,5-Trimethylbenzene	ug/L	ND	5.0	03/07/24 02:16	
1,3-Dichlorobenzene	ug/L	ND	5.0	03/07/24 02:16	
1,3-Dichloropropane	ug/L	ND	5.0	03/07/24 02:16	
1,4-Dichlorobenzene	ug/L	ND	5.0	03/07/24 02:16	
1-Methylnaphthalene	ug/L	ND	10.0	03/07/24 02:16	
2,2-Dichloropropane	ug/L	ND	5.0	03/07/24 02:16	
2-Butanone (MEK)	ug/L	ND	25.0	03/07/24 02:16	
2-Chlorotoluene	ug/L	ND	5.0	03/07/24 02:16	
2-Hexanone	ug/L	ND	25.0	03/07/24 02:16	
2-Methylnaphthalene	ug/L	ND	10.0	03/07/24 02:16	
4-Chlorotoluene	ug/L	ND	5.0	03/07/24 02:16	
4-Methyl-2-pentanone (MIBK)	ug/L	ND	25.0	03/07/24 02:16	
Acetone	ug/L	ND	100	03/07/24 02:16	
Acrolein	ug/L	ND	50.0	03/07/24 02:16	
Acrylonitrile	ug/L	ND	100	03/07/24 02:16	
Benzene	ug/L	ND	5.0	03/07/24 02:16	
Bromobenzene	ug/L	ND	5.0	03/07/24 02:16	
Bromochloromethane	ug/L	ND	5.0	03/07/24 02:16	
Bromodichloromethane	ug/L	ND	5.0	03/07/24 02:16	
Bromoform	ug/L	ND	5.0	03/07/24 02:16	
Bromomethane	ug/L	ND	5.0	03/07/24 02:16	
Carbon disulfide	ug/L	ND	10.0	03/07/24 02:16	
Carbon tetrachloride	ug/L	ND	5.0	03/07/24 02:16	
Chlorobenzene	ug/L	ND	5.0	03/07/24 02:16	

Results presented on this page are in the units indicated by the "Units" column except where an alternate unit is presented to the right of the result.

REPORT OF LABORATORY ANALYSIS

This report shall not be reproduced, except in full,
without the written consent of Pace Analytical Services, LLC.

Pace Analytical Services, LLC
7726 Moller Road
Indianapolis, IN 46268
(317)228-3100

QUALITY CONTROL DATA

Project: Houghland Canning
Pace Project No.: 50367374

METHOD BLANK: 3564786 Matrix: Water

Associated Lab Samples: 50367374009, 50367374010, 50367374011, 50367374012, 50367374013, 50367374014, 50367374015, 50367374016, 50367374023

Parameter	Units	Blank Result	Reporting Limit	Analyzed	Qualifiers
Chloroethane	ug/L	ND	5.0	03/07/24 02:16	
Chloroform	ug/L	ND	5.0	03/07/24 02:16	
Chloromethane	ug/L	ND	5.0	03/07/24 02:16	
cis-1,2-Dichloroethene	ug/L	ND	5.0	03/07/24 02:16	
cis-1,3-Dichloropropene	ug/L	ND	5.0	03/07/24 02:16	
Dibromochloromethane	ug/L	ND	5.0	03/07/24 02:16	
Dibromomethane	ug/L	ND	5.0	03/07/24 02:16	
Dichlorodifluoromethane	ug/L	ND	5.0	03/07/24 02:16	
Ethyl methacrylate	ug/L	ND	100	03/07/24 02:16	
Ethylbenzene	ug/L	ND	5.0	03/07/24 02:16	
Hexachloro-1,3-butadiene	ug/L	ND	5.0	03/07/24 02:16	
Iodomethane	ug/L	ND	10.0	03/07/24 02:16	
Isopropylbenzene (Cumene)	ug/L	ND	5.0	03/07/24 02:16	
Methyl-tert-butyl ether	ug/L	ND	4.0	03/07/24 02:16	
Methylene Chloride	ug/L	ND	5.0	03/07/24 02:16	
n-Butylbenzene	ug/L	ND	5.0	03/07/24 02:16	
n-Hexane	ug/L	ND	5.0	03/07/24 02:16	
n-Propylbenzene	ug/L	ND	5.0	03/07/24 02:16	
Naphthalene	ug/L	ND	1.2	03/07/24 02:16	
p-Isopropyltoluene	ug/L	ND	5.0	03/07/24 02:16	
sec-Butylbenzene	ug/L	ND	5.0	03/07/24 02:16	
Styrene	ug/L	ND	5.0	03/07/24 02:16	
tert-Butylbenzene	ug/L	ND	5.0	03/07/24 02:16	
Tetrachloroethene	ug/L	ND	5.0	03/07/24 02:16	
Toluene	ug/L	ND	5.0	03/07/24 02:16	
trans-1,2-Dichloroethene	ug/L	ND	5.0	03/07/24 02:16	
trans-1,3-Dichloropropene	ug/L	ND	5.0	03/07/24 02:16	
trans-1,4-Dichloro-2-butene	ug/L	ND	100	03/07/24 02:16	
Trichloroethene	ug/L	ND	5.0	03/07/24 02:16	
Trichlorofluoromethane	ug/L	ND	5.0	03/07/24 02:16	
Vinyl acetate	ug/L	ND	50.0	03/07/24 02:16	
Vinyl chloride	ug/L	ND	2.0	03/07/24 02:16	
Xylene (Total)	ug/L	ND	10.0	03/07/24 02:16	
4-Bromofluorobenzene (S)	%.	100	79-124	03/07/24 02:16	
Dibromofluoromethane (S)	%.	100	82-128	03/07/24 02:16	
Toluene-d8 (S)	%.	101	73-122	03/07/24 02:16	

LABORATORY CONTROL SAMPLE: 3564787

Parameter	Units	Spike Conc.	LCS Result	LCS % Rec	% Rec Limits	Qualifiers
1,1,1-Trichloroethane	ug/L	50	39.9	80	76-127	
1,1,2,2-Tetrachloroethane	ug/L	50	43.7	87	70-126	
1,1-Dichloroethene	ug/L	50	41.4	83	73-133	

Results presented on this page are in the units indicated by the "Units" column except where an alternate unit is presented to the right of the result.

REPORT OF LABORATORY ANALYSIS

This report shall not be reproduced, except in full,
without the written consent of Pace Analytical Services, LLC.

Pace Analytical Services, LLC
7726 Moller Road
Indianapolis, IN 46268
(317)228-3100

QUALITY CONTROL DATA

Project: Houghland Canning
Pace Project No.: 50367374

LABORATORY CONTROL SAMPLE: 3564787

Parameter	Units	Spike Conc.	LCS Result	LCS % Rec	% Rec Limits	Qualifiers
1,2,4-Trimethylbenzene	ug/L	50	39.8	80	70-127	
1,2-Dibromoethane (EDB)	ug/L	50	41.1	82	80-126	
1,2-Dichloroethane	ug/L	50	37.5	75	70-124	
1,2-Dichloropropane	ug/L	50	44.8	90	74-128	
1,3,5-Trimethylbenzene	ug/L	50	41.5	83	71-124	
Benzene	ug/L	50	46.5	93	74-124	
Chlorobenzene	ug/L	50	41.3	83	77-121	
Chloroform	ug/L	50	42.0	84	75-118	
cis-1,2-Dichloroethene	ug/L	50	43.7	87	76-125	
Ethylbenzene	ug/L	50	41.6	83	74-125	
Isopropylbenzene (Cumene)	ug/L	50	42.0	84	75-126	
Methyl-tert-butyl ether	ug/L	50	41.5	83	74-129	
n-Hexane	ug/L	50	37.0	74	58-131	
Naphthalene	ug/L	50	43.4	87	70-132	
Tetrachloroethene	ug/L	50	39.6	79	73-132	
Toluene	ug/L	50	43.0	86	72-119	
trans-1,2-Dichloroethene	ug/L	50	42.4	85	74-125	
Trichloroethene	ug/L	50	42.5	85	75-127	
Vinyl chloride	ug/L	50	44.5	89	48-133	
Xylene (Total)	ug/L	150	120	80	73-123	
4-Bromofluorobenzene (S)	%.			97	79-124	
Dibromofluoromethane (S)	%.			96	82-128	
Toluene-d8 (S)	%.			102	73-122	

MATRIX SPIKE & MATRIX SPIKE DUPLICATE: 3564788 3564789

Parameter	Units	50367374023 Result	MS Spike Conc.	MSD Spike Conc.	MS Result	MSD Result	MS % Rec	MSD % Rec	% Rec Limits	RPD	Max RPD	Qual
1,1,1-Trichloroethane	ug/L	ND	50	50	45.7	46.7	91	93	63-138	2	20	
1,1,2,2-Tetrachloroethane	ug/L	ND	50	50	50.4	52.0	101	104	58-146	3	20	
1,1-Dichloroethene	ug/L	ND	50	50	47.7	48.9	95	98	65-139	3	20	
1,2,4-Trimethylbenzene	ug/L	ND	50	50	45.1	44.8	90	90	34-144	1	20	
1,2-Dibromoethane (EDB)	ug/L	ND	50	50	46.6	47.9	93	96	64-139	3	20	
1,2-Dichloroethane	ug/L	ND	50	50	42.2	42.9	84	86	55-146	2	20	
1,2-Dichloropropane	ug/L	ND	50	50	51.8	52.2	104	104	66-134	1	20	
1,3,5-Trimethylbenzene	ug/L	ND	50	50	47.0	47.0	94	94	29-151	0	20	
Benzene	ug/L	ND	50	50	54.2	54.9	108	110	65-137	1	20	
Chlorobenzene	ug/L	ND	50	50	47.9	48.3	96	97	54-135	1	20	
Chloroform	ug/L	ND	50	50	48.2	48.3	96	97	64-133	0	20	
cis-1,2-Dichloroethene	ug/L	ND	50	50	50.1	50.9	100	101	59-141	2	20	
Ethylbenzene	ug/L	ND	50	50	49.0	49.5	98	99	50-143	1	20	
Isopropylbenzene (Cumene)	ug/L	ND	50	50	49.9	49.9	100	100	36-151	0	20	
Methyl-tert-butyl ether	ug/L	ND	50	50	45.1	47.1	90	94	66-138	4	20	
n-Hexane	ug/L	ND	50	50	45.6	46.8	91	94	53-129	3	20	

Results presented on this page are in the units indicated by the "Units" column except where an alternate unit is presented to the right of the result.

REPORT OF LABORATORY ANALYSIS

This report shall not be reproduced, except in full,
without the written consent of Pace Analytical Services, LLC.

Pace Analytical Services, LLC
7726 Moller Road
Indianapolis, IN 46268
(317)228-3100

QUALITY CONTROL DATA

Project: Houghland Canning
Pace Project No.: 50367374

MATRIX SPIKE & MATRIX SPIKE DUPLICATE: 3564788 3564789

Parameter	Units	50367374023 Result	MS Spike Conc.	MSD Spike Conc.	MS Result	MSD Result	MS % Rec	MSD % Rec	% Rec Limits	RPD	Max RPD	Qual
Naphthalene	ug/L	ND	50	50	50.4	54.1	101	108	51-135	7	20	
Tetrachloroethene	ug/L	ND	50	50	46.1	46.6	92	93	43-149	1	20	
Toluene	ug/L	ND	50	50	49.4	50.2	99	100	57-137	1	20	
trans-1,2-Dichloroethene	ug/L	ND	50	50	48.4	48.7	97	97	63-133	1	20	
Trichloroethene	ug/L	ND	50	50	48.4	49.2	97	98	52-145	2	20	
Vinyl chloride	ug/L	ND	50	50	54.8	54.1	110	108	43-139	1	20	
Xylene (Total)	ug/L	ND	150	150	141	141	94	94	52-137	0	20	
4-Bromofluorobenzene (S)	%.						98	99	79-124			
Dibromofluoromethane (S)	%.						97	96	82-128			
Toluene-d8 (S)	%.						100	100	73-122			

Results presented on this page are in the units indicated by the "Units" column except where an alternate unit is presented to the right of the result.

REPORT OF LABORATORY ANALYSIS

This report shall not be reproduced, except in full,
without the written consent of Pace Analytical Services, LLC.

Pace Analytical Services, LLC
7726 Moller Road
Indianapolis, IN 46268
(317)228-3100

QUALITY CONTROL DATA

Project: Houghland Canning
Pace Project No.: 50367374

QC Batch: 778971
QC Batch Method: EPA 5030/8260
Analysis Method: EPA 5030/8260
Analysis Description: 8260 MSV
Laboratory: Pace Analytical Services - Indianapolis
Associated Lab Samples: 50367374017, 50367374018, 50367374019, 50367374020, 50367374021, 50367374022, 50367374024, 50367374025, 50367374026

METHOD BLANK: 3564796
Matrix: Water
Associated Lab Samples: 50367374017, 50367374018, 50367374019, 50367374020, 50367374021, 50367374022, 50367374024, 50367374025, 50367374026

Parameter	Units	Blank Result	Reporting Limit	Analyzed	Qualifiers
1,1,1,2-Tetrachloroethane	ug/L	ND	5.0	03/07/24 02:32	
1,1,1-Trichloroethane	ug/L	ND	5.0	03/07/24 02:32	
1,1,2,2-Tetrachloroethane	ug/L	ND	5.0	03/07/24 02:32	
1,1,2-Trichloroethane	ug/L	ND	5.0	03/07/24 02:32	
1,1-Dichloroethane	ug/L	ND	5.0	03/07/24 02:32	
1,1-Dichloroethene	ug/L	ND	5.0	03/07/24 02:32	
1,1-Dichloropropene	ug/L	ND	5.0	03/07/24 02:32	
1,2,3-Trichlorobenzene	ug/L	ND	5.0	03/07/24 02:32	
1,2,3-Trichloropropane	ug/L	ND	5.0	03/07/24 02:32	
1,2,4-Trichlorobenzene	ug/L	ND	5.0	03/07/24 02:32	
1,2,4-Trimethylbenzene	ug/L	ND	5.0	03/07/24 02:32	
1,2-Dibromoethane (EDB)	ug/L	ND	5.0	03/07/24 02:32	
1,2-Dichlorobenzene	ug/L	ND	5.0	03/07/24 02:32	
1,2-Dichloroethane	ug/L	ND	5.0	03/07/24 02:32	
1,2-Dichloropropane	ug/L	ND	5.0	03/07/24 02:32	
1,3,5-Trimethylbenzene	ug/L	ND	5.0	03/07/24 02:32	
1,3-Dichlorobenzene	ug/L	ND	5.0	03/07/24 02:32	
1,3-Dichloropropane	ug/L	ND	5.0	03/07/24 02:32	
1,4-Dichlorobenzene	ug/L	ND	5.0	03/07/24 02:32	
1-Methylnaphthalene	ug/L	ND	10.0	03/07/24 02:32	
2,2-Dichloropropane	ug/L	ND	5.0	03/07/24 02:32	
2-Butanone (MEK)	ug/L	ND	25.0	03/07/24 02:32	
2-Chlorotoluene	ug/L	ND	5.0	03/07/24 02:32	
2-Hexanone	ug/L	ND	25.0	03/07/24 02:32	
2-Methylnaphthalene	ug/L	ND	10.0	03/07/24 02:32	
4-Chlorotoluene	ug/L	ND	5.0	03/07/24 02:32	
4-Methyl-2-pentanone (MIBK)	ug/L	ND	25.0	03/07/24 02:32	
Acetone	ug/L	ND	100	03/07/24 02:32	
Acrolein	ug/L	ND	50.0	03/07/24 02:32	
Acrylonitrile	ug/L	ND	100	03/07/24 02:32	
Benzene	ug/L	ND	5.0	03/07/24 02:32	
Bromobenzene	ug/L	ND	5.0	03/07/24 02:32	
Bromochloromethane	ug/L	ND	5.0	03/07/24 02:32	
Bromodichloromethane	ug/L	ND	5.0	03/07/24 02:32	
Bromoform	ug/L	ND	5.0	03/07/24 02:32	
Bromomethane	ug/L	ND	5.0	03/07/24 02:32	
Carbon disulfide	ug/L	ND	10.0	03/07/24 02:32	
Carbon tetrachloride	ug/L	ND	5.0	03/07/24 02:32	
Chlorobenzene	ug/L	ND	5.0	03/07/24 02:32	

Results presented on this page are in the units indicated by the "Units" column except where an alternate unit is presented to the right of the result.

REPORT OF LABORATORY ANALYSIS

This report shall not be reproduced, except in full,
without the written consent of Pace Analytical Services, LLC.

Pace Analytical Services, LLC
7726 Moller Road
Indianapolis, IN 46268
(317)228-3100

QUALITY CONTROL DATA

Project: Houghland Canning
Pace Project No.: 50367374

METHOD BLANK: 3564796 Matrix: Water

Associated Lab Samples: 50367374017, 50367374018, 50367374019, 50367374020, 50367374021, 50367374022, 50367374024, 50367374025, 50367374026

Parameter	Units	Blank Result	Reporting Limit	Analyzed	Qualifiers
Chloroethane	ug/L	ND	5.0	03/07/24 02:32	
Chloroform	ug/L	ND	5.0	03/07/24 02:32	
Chloromethane	ug/L	ND	5.0	03/07/24 02:32	
cis-1,2-Dichloroethene	ug/L	ND	5.0	03/07/24 02:32	
cis-1,3-Dichloropropene	ug/L	ND	5.0	03/07/24 02:32	
Dibromochloromethane	ug/L	ND	5.0	03/07/24 02:32	
Dibromomethane	ug/L	ND	5.0	03/07/24 02:32	
Dichlorodifluoromethane	ug/L	ND	5.0	03/07/24 02:32	
Ethyl methacrylate	ug/L	ND	100	03/07/24 02:32	
Ethylbenzene	ug/L	ND	5.0	03/07/24 02:32	
Hexachloro-1,3-butadiene	ug/L	ND	5.0	03/07/24 02:32	
Iodomethane	ug/L	ND	10.0	03/07/24 02:32	
Isopropylbenzene (Cumene)	ug/L	ND	5.0	03/07/24 02:32	
Methyl-tert-butyl ether	ug/L	ND	4.0	03/07/24 02:32	
Methylene Chloride	ug/L	ND	5.0	03/07/24 02:32	
n-Butylbenzene	ug/L	ND	5.0	03/07/24 02:32	
n-Hexane	ug/L	ND	5.0	03/07/24 02:32	
n-Propylbenzene	ug/L	ND	5.0	03/07/24 02:32	
Naphthalene	ug/L	ND	1.2	03/07/24 02:32	
p-Isopropyltoluene	ug/L	ND	5.0	03/07/24 02:32	
sec-Butylbenzene	ug/L	ND	5.0	03/07/24 02:32	
Styrene	ug/L	ND	5.0	03/07/24 02:32	
tert-Butylbenzene	ug/L	ND	5.0	03/07/24 02:32	
Tetrachloroethene	ug/L	ND	5.0	03/07/24 02:32	
Toluene	ug/L	ND	5.0	03/07/24 02:32	
trans-1,2-Dichloroethene	ug/L	ND	5.0	03/07/24 02:32	
trans-1,3-Dichloropropene	ug/L	ND	5.0	03/07/24 02:32	
trans-1,4-Dichloro-2-butene	ug/L	ND	100	03/07/24 02:32	
Trichloroethene	ug/L	ND	5.0	03/07/24 02:32	
Trichlorofluoromethane	ug/L	ND	5.0	03/07/24 02:32	
Vinyl acetate	ug/L	ND	50.0	03/07/24 02:32	
Vinyl chloride	ug/L	ND	2.0	03/07/24 02:32	
Xylene (Total)	ug/L	ND	10.0	03/07/24 02:32	
4-Bromofluorobenzene (S)	%.	103	79-124	03/07/24 02:32	
Dibromofluoromethane (S)	%.	100	82-128	03/07/24 02:32	
Toluene-d8 (S)	%.	101	73-122	03/07/24 02:32	

LABORATORY CONTROL SAMPLE: 3564797

Parameter	Units	Spike Conc.	LCS Result	LCS % Rec	% Rec Limits	Qualifiers
1,1,1-Trichloroethane	ug/L	50	48.7	97	76-127	
1,1,2,2-Tetrachloroethane	ug/L	50	52.2	104	70-126	
1,1-Dichloroethene	ug/L	50	51.9	104	73-133	

Results presented on this page are in the units indicated by the "Units" column except where an alternate unit is presented to the right of the result.

REPORT OF LABORATORY ANALYSIS

This report shall not be reproduced, except in full,
without the written consent of Pace Analytical Services, LLC.

Pace Analytical Services, LLC
7726 Moller Road
Indianapolis, IN 46268
(317)228-3100

QUALITY CONTROL DATA

Project: Houghland Canning
Pace Project No.: 50367374

LABORATORY CONTROL SAMPLE: 3564797

Parameter	Units	Spike Conc.	LCS Result	LCS % Rec	% Rec Limits	Qualifiers
1,2,4-Trimethylbenzene	ug/L	50	49.4	99	70-127	
1,2-Dibromoethane (EDB)	ug/L	50	47.5	95	80-126	
1,2-Dichloroethane	ug/L	50	43.3	87	70-124	
1,2-Dichloropropane	ug/L	50	52.4	105	74-128	
1,3,5-Trimethylbenzene	ug/L	50	50.9	102	71-124	
Benzene	ug/L	50	51.5	103	74-124	
Chlorobenzene	ug/L	50	50.0	100	77-121	
Chloroform	ug/L	50	50.2	100	75-118	
cis-1,2-Dichloroethene	ug/L	50	52.3	105	76-125	
Ethylbenzene	ug/L	50	51.2	102	74-125	
Isopropylbenzene (Cumene)	ug/L	50	51.8	104	75-126	
Methyl-tert-butyl ether	ug/L	50	46.8	94	74-129	
n-Hexane	ug/L	50	48.5	97	58-131	
Naphthalene	ug/L	50	55.2	110	70-132	
Tetrachloroethene	ug/L	50	49.1	98	73-132	
Toluene	ug/L	50	52.0	104	72-119	
trans-1,2-Dichloroethene	ug/L	50	52.0	104	74-125	
Trichloroethene	ug/L	50	51.7	103	75-127	
Vinyl chloride	ug/L	50	49.9	100	48-133	
Xylene (Total)	ug/L	150	147	98	73-123	
4-Bromofluorobenzene (S)	%.			98	79-124	
Dibromofluoromethane (S)	%.			97	82-128	
Toluene-d8 (S)	%.			101	73-122	

MATRIX SPIKE & MATRIX SPIKE DUPLICATE: 3564798 3564799

Parameter	Units	50367377016 Result	MS Spike Conc.	MSD Spike Conc.	MS Result	MSD Result	MS % Rec	MSD % Rec	% Rec Limits	RPD	Max RPD	Qual
1,1,1-Trichloroethane	ug/L	ND	50	50	51.7	53.6	103	107	63-138	3	20	
1,1,2,2-Tetrachloroethane	ug/L	ND	50	50	54.8	55.3	110	111	58-146	1	20	
1,1-Dichloroethene	ug/L	ND	50	50	56.1	57.6	112	115	65-139	3	20	
1,2,4-Trimethylbenzene	ug/L	ND	50	50	46.7	49.3	93	99	34-144	5	20	
1,2-Dibromoethane (EDB)	ug/L	ND	50	50	49.6	50.2	99	100	64-139	1	20	
1,2-Dichloroethane	ug/L	ND	50	50	45.8	46.0	92	92	55-146	1	20	
1,2-Dichloropropane	ug/L	ND	50	50	55.9	57.1	112	114	66-134	2	20	
1,3,5-Trimethylbenzene	ug/L	ND	50	50	47.8	50.8	96	102	29-151	6	20	
Benzene	ug/L	ND	50	50	55.1	56.5	110	113	65-137	3	20	
Chlorobenzene	ug/L	ND	50	50	51.6	53.2	103	106	54-135	3	20	
Chloroform	ug/L	ND	50	50	53.5	54.8	107	110	64-133	2	20	
cis-1,2-Dichloroethene	ug/L	ND	50	50	55.4	56.8	111	113	59-141	3	20	
Ethylbenzene	ug/L	ND	50	50	53.1	54.6	106	109	50-143	3	20	
Isopropylbenzene (Cumene)	ug/L	ND	50	50	53.3	55.5	107	111	36-151	4	20	
Methyl-tert-butyl ether	ug/L	ND	50	50	48.1	49.3	96	99	66-138	2	20	
n-Hexane	ug/L	ND	50	50	52.3	53.1	105	106	53-129	2	20	

Results presented on this page are in the units indicated by the "Units" column except where an alternate unit is presented to the right of the result.

REPORT OF LABORATORY ANALYSIS

This report shall not be reproduced, except in full,
without the written consent of Pace Analytical Services, LLC.

Pace Analytical Services, LLC
7726 Moller Road
Indianapolis, IN 46268
(317)228-3100

QUALITY CONTROL DATA

Project: Houghland Canning
Pace Project No.: 50367374

MATRIX SPIKE & MATRIX SPIKE DUPLICATE: 3564798 3564799

Parameter	Units	50367377016 Result	MS Spike Conc.	MSD Spike Conc.	MS Result	MSD Result	MS % Rec	MSD % Rec	% Rec Limits	RPD	Max RPD	Qual
Naphthalene	ug/L	ND	50	50	56.7	55.9	113	112	51-135	1	20	
Tetrachloroethene	ug/L	ND	50	50	50.5	52.1	101	104	43-149	3	20	
Toluene	ug/L	ND	50	50	54.6	56.0	109	112	57-137	2	20	
trans-1,2-Dichloroethene	ug/L	ND	50	50	52.9	56.0	106	112	63-133	6	20	
Trichloroethene	ug/L	ND	50	50	55.7	57.6	108	112	52-145	3	20	
Vinyl chloride	ug/L	ND	50	50	53.9	55.7	108	111	43-139	3	20	
Xylene (Total)	ug/L	ND	150	150	149	153	99	102	52-137	3	20	
4-Bromofluorobenzene (S)	%.						97	97	79-124			
Dibromofluoromethane (S)	%.						98	96	82-128			
Toluene-d8 (S)	%.						102	101	73-122			

Results presented on this page are in the units indicated by the "Units" column except where an alternate unit is presented to the right of the result.

REPORT OF LABORATORY ANALYSIS

This report shall not be reproduced, except in full,
without the written consent of Pace Analytical Services, LLC.

Pace Analytical Services, LLC
7726 Moller Road
Indianapolis, IN 46268
(317)228-3100

QUALIFIERS

Project: Houghland Canning
Pace Project No.: 50367374

DEFINITIONS

DF - Dilution Factor, if reported, represents the factor applied to the reported data due to dilution of the sample aliquot.

ND - Not Detected at or above adjusted reporting limit.

TNTC - Too Numerous To Count

J - Estimated concentration above the adjusted method detection limit and below the adjusted reporting limit.

MDL - Adjusted Method Detection Limit.

PQL - Practical Quantitation Limit.

RL - Reporting Limit - The lowest concentration value that meets project requirements for quantitative data with known precision and bias for a specific analyte in a specific matrix.

S - Surrogate

1,2-Diphenylhydrazine decomposes to and cannot be separated from Azobenzene using Method 8270. The result for each analyte is a combined concentration.

Consistent with EPA guidelines, unrounded data are displayed and have been used to calculate % recovery and RPD values.

LCS(D) - Laboratory Control Sample (Duplicate)

MS(D) - Matrix Spike (Duplicate)

DUP - Sample Duplicate

RPD - Relative Percent Difference

NC - Not Calculable.

SG - Silica Gel - Clean-Up

U - Indicates the compound was analyzed for, but not detected.

N-Nitrosodiphenylamine decomposes and cannot be separated from Diphenylamine using Method 8270. The result reported for each analyte is a combined concentration.

Reported results are not rounded until the final step prior to reporting. Therefore, calculated parameters that are typically reported as "Total" may vary slightly from the sum of the reported component parameters.

Pace Analytical is TNI accredited. Contact your Pace PM for the current list of accredited analytes.

TNI - The NELAC Institute.

This report shall not be reproduced, except in full,
without the written consent of Pace Analytical Services, LLC.

Pace Analytical Services, LLC
7726 Moller Road
Indianapolis, IN 46268
(317)228-3100

QUALITY CONTROL DATA CROSS REFERENCE TABLE

Project: Houghland Canning
Pace Project No.: 50367374

Lab ID	Sample ID	QC Batch Method	QC Batch	Analytical Method	Analytical Batch
50367374001	**MW-23**	EPA 5030/8260	778967		
50367374002	**MW-30**	EPA 5030/8260	778967		
50367374003	**MW-11**	EPA 5030/8260	778967		
50367374004	**MW-39**	EPA 5030/8260	778967		
50367374005	**MW-22**	EPA 5030/8260	778967		
50367374006	**MW-22D**	EPA 5030/8260	778967		
50367374007	**MW-24**	EPA 5030/8260	778967		
50367374008	**MW-26**	EPA 5030/8260	778967		
50367374009	**MW-37**	EPA 5030/8260	778968		
50367374010	**MW-32**	EPA 5030/8260	778968		
50367374011	**MW-42D**	EPA 5030/8260	778968		
50367374012	**MW-42**	EPA 5030/8260	778968		
50367374013	**MW-29D**	EPA 5030/8260	778968		
50367374014	**MW-29**	EPA 5030/8260	778968		
50367374015	**MW-41**	EPA 5030/8260	778968		
50367374016	**MW-41D**	EPA 5030/8260	778968		
50367374017	**MW-12**	EPA 5030/8260	778971		
50367374018	**MW-12D**	EPA 5030/8260	778971		
50367374019	**MW-33D**	EPA 5030/8260	778971		
50367374020	**MW-33**	EPA 5030/8260	778971		
50367374021	**MW-36**	EPA 5030/8260	778971		
50367374022	**MW-14D**	EPA 5030/8260	778971		
50367374023	**MW-14**	EPA 5030/8260	778968		
50367374024	**DUP-1**	EPA 5030/8260	778971		
50367374025	**DUP-2**	EPA 5030/8260	778971		
50367374026	**Trip Blank**	EPA 5030/8260	778971		

This report shall not be reproduced, except in full,
without the written consent of Pace Analytical Services, LLC.

Pace® Location Requested (City/State):
Pace Analytical Indianapolis
7726 Moller Road, Indianapolis, IN 46268

CHAIN-OF-CUSTODY Analytical Request Document

Chain-of-Custody is a LEGAL DOCUMENT - Complete all relevant fields

LAB USE ONLY- Affix Workorder/Login Label Here

WO# : 50367374

50367374

Company Name:	Patriot_Indianapolis	Contact/Report To:	James Cody
Street Address:	6150 E 75th St, Indianapolis, IN 46250	Phone #:	(317)576-8058
		E-Mail:	jcody@patrioteng.com
		Cc E-Mail:	
Customer Project #:			
Project Name:	Houghland Canning	Invoice To:	Accounts Payable
		Invoice E-Mail:	ap@patrioteng.com
Site Collection Info/Facility ID (as applicable):		Purchase Order # (if applicable):	21-1359-01E
		Quote #:	
Time Zone Collected: [ ] AK [ ] PT [ ] MT [ ] CT [✓] ET		County / State origin of sample(s):	Indiana

Specify Container Size **: 6

Identify Container Preservative Type***: 4

**Container Size: (1) 1L, (2) 500mL, (3) 250mL, (4) 125mL, (5) 100mL, (6) 40mL vial, (7) EnCore, (8) TerraCore, (9) 90mL, (10) Other

*** Preservative Types: (1) None, (2) HNO3, (3) H2SO4, (4) HCl, (5) NaOH, (6) Zn Acetate, (7) NaHSO4, (8) Sod. Thiosulfate, (9) Ascorbic Acid, (10) MeOH, (11) Other

Data Deliverables: [✓] Level II [ ] Level III [ ] Level IV [ ] EQUIS [ ] Other

Regulatory Program (DW, RCRA, etc.) as applicable: Reportable [ ] Yes [ ] No

Rush (Pre-approval required): [ ] Same Day [ ] 1 Day [ ] 2 Day [ ] 3 Day [✓] Other Stand.

DW PWSID # or WW Permit # as applicable:

Date Results Requested:

Field Filtered (if applicable): [ ] Yes [ ] No

Analysis:

Lab Use Only: Proj. Mgr: Tina Sayer; AcctNum / Client ID:; Table #:; Profile / Template: 6950; Prelog / Bottle Ord. ID: EZ 3070163

Preservation non-conformance identified for sample.

* Matrix Codes (Insert in Matrix box below): Drinking Water (DW), Ground Water (GW), Waste Water (WW), Product (P), Soil/Solid (SS), Oil (OL), Wipe (WP), Tissue (TS), Bioassay (B), Vapor (V), Surface Water (SW),Sediment (SED), Sludge (SL), Caulk (CK), Leachate (LL), Biosolid (BS), Other (OT)

Customer Sample ID	Matrix *	Comp / Grab	Composite Start Date	Composite Start Time	Collected or Composite End Date	Collected or Composite End Time	# Cont.	Res. Chlorine Results	Res. Chlorine Units	VOC by 8260	Sample Comment
MW-23	GW	G	3/1/24	9:19			3			3	001
MW-23 MS	GW	G	3/1/24	[illegible]		9:19	3			3	
MW-23 MSD	GW	G	3/1/24	[illegible]		9:19	3			3	
MW-30	GW	G	3/1/24	[illegible]		10:03	3			3	002
MW-11	GW	G	3/1/24	11:22		10:39	3			3	003
MW-39	GW	G	3/1/24			12:39	3			3	004
MW-22	GW	G	3/1/24	11:22			3			3	005
MW-22D	GW	G	3/1/24	11:51			3			3	006
MW-24	GW	G	3/1/24	13:18			3			3	007
MW-26	GW	G	3/1/24	14:21			3			3	008

Additional Instructions from Pace®:

Collected By: (Printed Name) Autumn Webster

Signature: Autumn Webster

Customer Remarks / Special Conditions / Possible Hazards:

# Coolers:	Thermometer ID:	Correction Factor (°C):	Obs. Temp. (°C):	Corrected Temp. (°C):	On Ice:
1	B	+.1	5.2	5.3	Y

Relinquished by/Company: (Signature)	Date/Time:	Received by/Company: (Signature)	Date/Time:
Autumn Webster/Patriot	3/5/24 15:29	PACE	3/5/24 1330
Relinquished by/Company: (Signature)	Date/Time:	Received by/Company: (Signature)	Date/Time:
Relinquished by/Company: (Signature)	Date/Time:	Received by/Company: (Signature)	Date/Time:
Relinquished by/Company: (Signature)	Date/Time:	Received by/Company: (Signature)	Date/Time:

Tracking Number:

Delivered by: [✓] In- Person [ ] Courier [ ] FedEx [ ] UPS [ ] Other

Page: 1 of 3

Submitting a sample via this chain of custody constitutes acknowledgment and acceptance of the Pace® Terms and Conditions found at https://www.pacelabs.com/resource-library/resource/pace-terms-and-conditions/

Pace® Location Requested (City/State):
Pace Analytical Indianapolis
7726 Moller Road, Indianapolis, IN 46268

CHAIN-OF-CUSTODY Analytical Request Document

Chain-of-Custody is a LEGAL DOCUMENT - Complete all relevant fields

LAB USE ONLY- Affix Workorder/Login Label Here

Scan QR Code for instructions

Company Name:	Patriot_Indianapolis	Contact/Report To:	James Cody
Street Address:	6150 E 75th St, Indianapolis, IN 46250	Phone #:	(317)576-8058
		E-Mail:	jcody@patrioteng.com
		Cc E-Mail:	
Customer Project #:			
Project Name:	Houghland Canning	Invoice To:	Accounts Payable
		Invoice E-Mail:	ap@patrioteng.com
Site Collection Info/Facility ID (as applicable):		Purchase Order # (if applicable):	21-1359-01E
		Quote #:	
Time Zone Collected: [ ] AK [ ] PT [ ] MT [ ] CT [✓] ET		County / State origin of sample(s):	Indiana
Data Deliverables: [✓] Level II [ ] Level III [ ] Level IV [ ] EQUIS [ ] Other	Regulatory Program (DW, RCRA, etc.) as applicable: Reportable [ ] Yes [ ] No		
	Rush (Pre-approval required): [ ] Same Day [ ] 1 Day [ ] 2 Day [ ] 3 Day [✓] Other Stand.	DW PWSID # or WW Permit # as applicable:	
	Date Results Requested:	Field Filtered (if applicable): [ ] Yes [ ] No	Analysis:

Specify Container Size **: 6

Identify Container Preservative Type***: 4

**Container Size: (1) 1L, (2) 500mL, (3) 250mL, (4) 125mL, (5) 100mL, (6) 40mL vial, (7) EnCore, (8) TerraCore, (9) 90mL, (10) Other

*** Preservative Types: (1) None, (2) HNO3, (3) H2SO4, (4) HCl, (5) NaOH, (6) Zn Acetate, (7) NaHSO4, (8) Sod. Thiosulfate, (9) Ascorbic Acid, (10) MeOH, (11) Other

Lab Use Only: Proj. Mgr: Tina Sayer; AcctNum / Client ID:; Table #:; Profile / Template: 6950; Prelog / Bottle Ord. ID: EZ 3070163

* Matrix Codes (Insert in Matrix box below): Drinking Water (DW), Ground Water (GW), Waste Water (WW), Product (P), Soil/Solid (SS), Oil (OL), Wipe (WP), Tissue (TS), Bioassay (B), Vapor (V), Surface Water (SW),Sediment (SED), Sludge (SL), Caulk (CK), Leachate (LL), Biosolid (BS), Other (OT)

Customer Sample ID	Matrix *	Comp / Grab	Composite Start Date	Composite Start Time	Collected or Composite End Date	Collected or Composite End Time	# Cont.	Res. Chlorine Results	Res. Chlorine Units	Analysis Requested: VOC by 8260	Sample Comment	Preservation non-conformance identified for sample.
MW-37	GW	G	3/1/24	13:13			3			3	009	
MW-32	GW	G	3/1/24	15:00			3			3	010	
MW-42D	GW	G	3/4/24	8:57			3			3	011	
MW-42	GW	G	3/4/24	9:30			3			3	012	
MW-29D	GW	G	3/4/24	10:02			3			3	013	
MW-39	GW	G	3/4/24	10:38			3			3	014	
MW-41	GW	G	3/4/24	11:19			3			3	015	
MW-41D	GW	G	3/4/24	11:28			3			3	016	
MW-12	GW	G	3/4/24	7:43			3			3	017	
MW-12D	GW	G	3/4/24	8:15			3			3	018	

Additional Instructions from Pace®:

Collected By: (Printed Name) Autumn Webster

Signature: Autumn Webster

Customer Remarks / Special Conditions / Possible Hazards:

# Coolers:	Thermometer ID:	Correction Factor (°C):	Obs. Temp. (°C)	Corrected Temp. (°C)	On Ice:
1	B	+.1	5.2	5.3	Y

Relinquished by/Company: (Signature)	Date/Time:	Received by/Company: (Signature)	Date/Time:
Autumn Webster/Patriot	3/5/24 13:29	PACE	3/5/24 1330
Relinquished by/Company: (Signature)	Date/Time:	Received by/Company: (Signature)	Date/Time:
Relinquished by/Company: (Signature)	Date/Time:	Received by/Company: (Signature)	Date/Time:
Relinquished by/Company: (Signature)	Date/Time:	Received by/Company: (Signature)	Date/Time:

Tracking Number:

Delivered by: [✓] In-Person [ ] Courier [ ] FedEx [ ] UPS [ ] Other

Page: 2 of 3

Submitting a sample via this chain of custody constitutes acknowledgment and acceptance of the Pace® Terms and Conditions found at https://www.pacelabs.com/resource-library/resource/pace-terms-and-conditions/

Pace® Location Requested (City/State):
Pace Analytical Indianapolis
7726 Moller Road, Indianapolis, IN 46268

CHAIN-OF-CUSTODY Analytical Request Document

Chain-of-Custody is a LEGAL DOCUMENT - Complete all relevant fields

LAB USE ONLY- Affix Workorder/Login Label Here

Scan QR Code for instructions

Company Name:	Patriot_Indianapolis	Contact/Report To:	James Cody
Street Address:	6150 E 75th St, Indianapolis, IN 46250	Phone #:	(317)576-8058
		E-Mail:	jcody@patrioteng.com
		Cc F-Mail:	
Customer Project #:			
Project Name:	Houghland Canning	Invoice To:	Accounts Payable
		Invoice E-Mail:	ap@patrioteng.com
Site Collection Info/Facility ID (as applicable):		Purchase Order # (if applicable):	21-1359-01E
		Quote #:	
Time Zone Collected: [ ] AK [ ] PT [ ] MT [ ] CT [✓] ET		County / State origin of sample(s):	Indiana

Data Deliverables: [✓] Level II [ ] Level III [ ] Level IV [ ] EQUIS [ ] Other

Regulatory Program (DW, RCRA, etc.) as applicable: Reportable [ ] Yes [ ] No

Rush (Pre-approval required): [ ] Same Day [ ] 1 Day [ ] 2 Day [ ] 3 Day [✓] Other Stand.

DW PWSID # or WW Permit # as applicable:

Date Results Requested:

Field Filtered (if applicable): [ ] Yes [ ] No

Analysis:

* Matrix Codes (Insert in Matrix box below): Drinking Water (DW), Ground Water (GW), Waste Water (WW), Product (P), Soil/Solid (SS), Oil (OL), Wipe (WP), Tissue (TS), Bioassay (B), Vapor (V), Surface Water (SW), Sediment (SED), Sludge (SL), Caulk (CK), Leachate (LL), Biosolid (BS), Other (OT)

Specify Container Size **: 6

Identify Container Preservative Type***: 4

Analysis Requested

**Container Size: (1) 1L, (2) 500mL, (3) 250mL, (4) 125mL, (5) 100mL, (6) 40mL vial, (7) EnCore, (8) TerraCore, (9) 90mL, (10) Other

*** Preservative Types: (1) None, (2) HNO3, (3) H2SO4, (4) HCl, (5) NaOH, (6) Zn Acetate, (7) NaHSO4, (8) Sod. Thiosulfate, (9) Ascorbic Acid, (10) MeOH, (11) Other

Lab Use Only: Proj. Mgr: Tina Sayer; AcctNum / Client ID:; Table #:; Profile / Template: 6950; Prelog / Bottle Ord. ID: EZ 3070163

Preservation non-conformance identified for sample.

Customer Sample ID	Matrix *	Comp / Grab	Composite Start Date	Composite Start Time	Collected or Composite End Date	Collected or Composite End Time	# Cont.	Res. Chlorine Results	Res. Chlorine Units	VOC by 8260	Sample Comment
MW-33D	GW	G	3/5/24	8:15			3			3	019
MW-33	GW	G	3/5/24	8:42			3			3	020
MW-36	GW	G	3/5/24	9:43			3			3	021
MW-14D	GW	G	3/5/24	11:15			3			3	022
MW-14	GW	G	3/5/24	11:40			3			3	023
14 MS	GW	G	3/5/24	11:40			3			3	~~024~~
14 MSD	GW	G	3/5/24	11:40			3			3	~~025~~
DUP-1	GW	G	3/1/24	—			3			3	~~026~~ 024
DUP-2	GW	G	3/1/24	—			3			3	~~027~~ 025

Additional Instructions from Pace®:

Collected By: (Printed Name) Autumn Webster

Signature: Autumn Webster

Customer Remarks / Special Conditions / Possible Hazards:

# Coolers:	Thermometer ID:	Correction Factor (°C):	Obs. Temp. (°C)	Corrected Temp. (°C)	On Ice:
1	B	+.1	5.2	5.3	Y

Relinquished by/Company: (Signature)	Date/Time:	Received by/Company: (Signature)	Date/Time:
Autumn Webster AT Trial	3/5/24 13:29	[signature] PACE	3/5/24 1330

Tracking Number:

Delivered by: [✓] In-Person [ ] Courier [ ] FedEX [ ] UPS [ ] Other

Page: 13 of 13

Submitting a sample via this chain of custody constitutes acknowledgment and acceptance of the Pace® Terms and Conditions found at https://www.pacelabs.com/resource-library/resource/pace-terms-and-conditions/

ENV-FRM-CORQ-0019_v02_01230

F-IN-Q-290-rev.23, 26Jun2023

SAMPLE CONDITION UPON RECEIPT FORM

Pace

Date/Time and Initials of person examining contents: TW 3/5/24 1415

1. **Courier:** ☐ FED EX ☐ UPS ☑ CLIENT ☐ PACE ☐ NOW/JETT ☐ OTHER _____

2. **Custody Seal on Cooler/Box Present:** ☐ Yes ☑ No

(If yes)Seals Intact: ☐ Yes ☐ No **(leave blank if no seals were present)**

3. **Thermometer:** 1 2 3 4 5 6 7 8 A B C D E F G H

4. **Cooler Temperature(s):** 5.2/5.3 **(Initial/Corrected)** RECORD TEMPS OF ALL COOLERS RECEIVED (use Comments below to add more)

5. **Packing Material:** ☐ Bubble Wrap ☑ Bubble Bags ☐ None ☐ Other _____

6. **Ice Type:** ☑ Wet ☐ Blue ☐ None

7. **If temp. is over 6°C or under 0°C, was the PM notified?:** ☐ Yes ☐ No

Cooler temp should be above freezing to 6°C

All discrepancies will be written out in the comments section below.

	Yes	No		Yes	No	N/A
USDA Regulated Soils? (HI, ID, NY, WA, OR,CA, NM, TX, OK, AR, LA, TN, AL, MS, NC, SC, GA, FL, or Puerto Rico)		✓	All containers needing acid/base preservation have been pH CHECKED?: **Exceptions: VOA, coliform, LLHg, O&G, RAD CHEM, and any container with a septum cap or preserved with HCl.** **Circle: HNO3 (<2) H2SO4 (<2) NaOH (>10) NaOH/ZnAc (>9)** Any non-conformance to pH recommendations will be noted on the container count form			✓
Short Hold Time Analysis (48 hours or less)?		✓				
Time 5035A TC placed in Freezer or Short Holds To Lab	Time:			Present	Absent	N/A ✓
			Residual Chlorine Check (SVOC 625 Pest/PCB 608)			
Rush TAT Requested (4 days or less):		✓	Residual Chlorine Check (Total/Amenable/Free Cyanide)			✓
Custody Signatures Present?	✓		Headspace Wisconsin Sulfide?			✓
				Present	Absent	No VOA Vials Sent
Containers Intact?:	✓		Headspace in VOA Vials (>6mm): See Containter Count form for details		✓	
Sample Label (IDs/Dates/Times) Match COC?: Except TCs, which only require sample ID	✓		Trip Blank Present?	✓		
Extra labels on Terracore Vials? (soils only)			Trip Blank Custody Seals?:	✓		

COMMENTS:

COC PAGE 1 of 3

Sample Container Count

** Place a RED dot on containers that are out of conformance **

COC Line Item	WGFU	WGKU BG1U	MeOH (only) SBS DI R	DG9H VG9H	VOA VIAL HS >6mm	VG9U DG9U	VG9T	AMBER GLASS: AG0U	AG1H	AG1U	AG3U	AG3S	AG3SF	AG3B	PLASTIC: BP1U	BP1N	BP2U	BP3U	BP3N	BP3F	BP3S	BP3B	BP3Z	OTHER: CG3H	CG3F	Syringe Kit		Matrix	Nitric Red HNO3 <2	Sulfuric Yellow H2SO4 <2	Sodium Hydroxide Green NaOH >10	Sodium Hydroxide/ZnAc Black NaOH/ZnAc
1				9																								WT				
2																																
3																																
4				3																												
5																																
6																																
7																																
8																																
9																																
10																																
11																																
12																																

Container Codes

Glass

DG9H	40mL HCl amber voa vial	BG1T	glass
DG9P	40mL TSP amber vial	BG1U	1L unpreserved glass
DG9S	40mL H2SO4 amber vial	CG3U	250mL Unpres Clear Glass
DG9T	40mL Na Thio amber vial	AG0U	100mL unpres amber glass
DG9U	40mL unpreserved amber vial	AG1H	1L HCl amber glass
VG9H	40mL HCl clear vial	AG1S	1L H2SO4 amber glass
VG9T	40mL Na Thio. clear vial	AG1T	1L Na Thiosulfate amber glass
VG9U	40mL unpreserved clear vial	AG1U	1liter unpres amber glass
I	40mL w/hexane wipe vial	AG2N	500mL HNO3 amber glass
WGKU	8oz unpreserved clear jar	AG2S	500mL H2SO4 amber glass
WGFU	4oz clear soil jar	AG2U	500mL unpres amber glass
JGFU	4oz unpreserved amber wide	AG3S	250mL H2SO4 amber glass
CG3H	250mL clear glass HCl	AG3SF	250mL H2SO4 amb glass -field filtered
CG3F	250mL clear glass HCl, Field Filter	AG3U	250mL unpres amber glass
BG1H	1L HCl clear glass	AG3B	250mL NaOH amber glass
BG1S	1L H2SO4 clear glass		

Plastic

BP1B	1L NaOH plastic	BP4U	125mL unpreserved plastic
BP1N	1L HNO3 plastic	BP4N	125mL HNO3 plastic
BP1S	1L H2SO4 plastic	BP4S	125mL H2SO4 plastic
BP1U	1L unpreserved plastic		
BP1Z	1L NaOH, Zn, Ac		
BP2N	500mL HNO3 plastic		
BP2C	500mL NaOH plastic		
BP2S	500mL H2SO4 plastic		
BP2U	500mL unpreserved plastic		
BP2Z	500mL NaOH, Zn Ac		
BP3B	250mL NaOH plastic		
BP3N	250mL HNO3 plastic		
BP3F	250mL HNO3 plastic-field filtered		
BP3U	250mL unpreserved plastic		
BP3S	250mL H2SO4 plastic		
BP3Z	250mL NaOH, ZnAc plastic		
BP3R	250mL Unpres. FF SO4/OH buffer		

Miscellaneous

Syringe Kit	LL Cr+6 sampling kit
ZPLC	Ziploc Bag
R	Terracore Kit
SP5T	120mL Coliform Sodium Thiosulfate
GN	General Container
U	Summa Can (air sample)
WT	Water
SL	Solid
OL	Oil
NAL	Non-aqueous liquid
WP	Wipe

COC PAGE 2 of 3

Sample Container Count

** Place a RED dot on containers that are out of conformance **

COC Line Item	WGFU	WGKU BG1U	MeOH (only) SBS DI R	DG9H VG9H	VOA VIAL HS >6mm	VG9U DG9U	VG9T	AMBER GLASS: AG0U	AG1H	AG1U	AG3U	AG3S	AG3SF	AG3B	PLASTIC: BP1U	BP1N	BP2U	BP3U	BP3N	BP3F	BP3S	BP3B	BP3Z	OTHER: CG3H	CG3F	Syringe Kit		Matrix	Nitric Red HNO3 <2	Sulfuric Yellow H2SO4 <2	Sodium Hydroxide Green NaOH >10	Sod. Hydr. Zn Black NaOH-Zn Ac
1				3																								WT				
2																																
3																																
4																																
5																																
6																																
7																																
8																																
9																																
10																																
11																																
12																																

Container Codes

Glass

DG9H	40mL HCl amber voa vial	BG1T	glass
DG9P	40mL TSP amber vial	BG1U	1L unpreserved glass
DG9S	40mL H2SO4 amber vial	CG3U	250mL Unpres Clear Glass
DG9T	40mL Na Thio amber vial	AG0U	100mL unpres amber glass
DG9U	40mL unpreserved amber vial	AG1H	1L HCl amber glass
VG9H	40mL HCl clear vial	AG1S	1L H2SO4 amber glass
VG9T	40mL Na Thio. clear vial	AG1T	1L Na Thiosulfate amber glass
VG9U	40mL unpreserved clear vial	AG1U	1liter unpres amber glass
I	40mL w/hexane wipe vial	AG2N	500mL HNO3 amber glass
WGKU	8oz unpreserved clear jar	AG2S	500mL H2SO4 amber glass
WGFU	4oz clear soil jar	AG2U	500mL unpres amber glass
JGFU	4oz unpreserved amber wide	AG3S	250mL H2SO4 amber glass
CG3H	250mL clear glass HCl	AG3SF	250mL H2SO4 amb glass -field filtered
CG3F	250mL clear glass HCl, Field Filter	AG3U	250mL unpres amber glass
BG1H	1L HCl clear glass	AG3B	250mL NaOH amber glass
BG1S	1L H2SO4 clear glass		

Plastic

BP1B	1L NaOH plastic	BP4U	125mL unpreserved plastic
BP1N	1L HNO3 plastic	BP4N	125mL HNO3 plastic
BP1S	1L H2SO4 plastic	BP4S	125mL H2SO4 plastic
BP1U	1L unpreserved plastic		
BP1Z	1L NaOH, Zn, Ac		
BP2N	500mL HNO3 plastic		
BP2C	500mL NaOH plastic		
BP2S	500mL H2SO4 plastic		
BP2U	500mL unpreserved plastic		
BP2Z	500mL NaOH, Zn Ac		
BP3B	250mL NaOH plastic		
BP3N	250mL HNO3 plastic		
BP3F	250mL HNO3 plastic-field filtered		
BP3U	250mL unpreserved plastic		
BP3S	250mL H2SO4 plastic		
BP3Z	250mL NaOH, ZnAc plastic		
BP3R	250mL Unpres. FF SO4/OH buffer		

Miscellaneous

Syringe Kit	LL Cr+6 sampling kit
ZPLC	Ziploc Bag
R	Terracore Kit
SP5T	120mL Coliform Sodium Thiosulfate
GN	General Container
U	Summa Can (air sample)
WT	Water
SL	Solid
OL	Oil
NAL	Non-aqueous liquid
WP	Wipe

COC PAGE 3 of 3

Sample Container Count

** Place a RED dot on containers that are out of conformance **

COC Line Item	WGFU	WGKU BG1U	MeOH (only) / SBS / DI / R	DG9H VG9H	VOA VIAL HS >6mm	VG9U DG9U	VG9T	AMBER GLASS: AG0U	AG1H	AG1U	AG3U	AG3S	AG3SF	AG3B	PLASTIC: BP1U	BP1N	BP2U	BP3U	BP3N	BP3F	BP3S	BP3B	BP3Z	OTHER: CG3H	CG3F	Syringe Kit		Matrix	Nitric Red HNO3 <2	Sulfuric Yellow H2SO4 <2	Sodium Hydroxide Green NaOH >10	Sod. Hydroxide/Zn Black NaOH/Zn Ac >9
1				(3)																								WT				
2																																
3																																
4				9																												
5																																
6																																
7																																
8				3																												
9				3																												
10																																
11																																
12																																

Container Codes

Glass

DG9H	40mL HCl amber voa vial	BG1T	glass
DG9P	40mL TSP amber vial	BG1U	1L unpreserved glass
DG9S	40mL H2SO4 amber vial	CG3U	250mL Unpres Clear Glass
DG9T	40mL Na Thio amber vial	AG0U	100mL unpres amber glass
DG9U	40mL unpreserved amber vial	AG1H	1L HCl amber glass
VG9H	40mL HCl clear vial	AG1S	1L H2SO4 amber glass
VG9T	40mL Na Thio. clear vial	AG1T	1L Na Thiosulfate amber glass
VG9U	40mL unpreserved clear vial	AG1U	1liter unpres amber glass
I	40mL w/hexane wipe vial	AG2N	500mL HNO3 amber glass
WGKU	8oz unpreserved clear jar	AG2S	500mL H2SO4 amber glass
WGFU	4oz clear soil jar	AG2U	500mL unpres amber glass
JGFU	4oz unpreserved amber wide	AG3S	250mL H2SO4 amber glass
CG3H	250mL clear glass HCl	AG3SF	250mL H2SO4 amb glass -field filtered
CG3F	250mL clear glass HCl, Field Filter	AG3U	250mL unpres amber glass
BG1H	1L HCl clear glass	AG3B	250mL NaOH amber glass
BG1S	1L H2SO4 clear glass		

Plastic

BP1B	1L NaOH plastic	BP4U	125mL unpreserved plastic
BP1N	1L HNO3 plastic	BP4N	125mL HNO3 plastic
BP1S	1L H2SO4 plastic	BP4S	125mL H2SO4 plastic
BP1U	1L unpreserved plastic		
BP1Z	1L NaOH, Zn, Ac		
BP2N	500mL HNO3 plastic		
BP2C	500mL NaOH plastic		
BP2S	500mL H2SO4 plastic		
BP2U	500mL unpreserved plastic		
BP2Z	500mL NaOH, Zn Ac		
BP3B	250mL NaOH plastic		
BP3N	250mL HNO3 plastic		
BP3F	250mL HNO3 plastic-field filtered		
BP3U	250mL unpreserved plastic		
BP3S	250mL H2SO4 plastic		
BP3Z	250mL NaOH, ZnAc plastic		
BP3R	250mL Unpres. FF SO4/OH buffer		

Miscellaneous

Syringe Kit	LL Cr+6 sampling kit
ZPLC	Ziploc Bag
R	Terracore Kit
SP5T	120mL Coliform Sodium Thiosulfate
GN	General Container
U	Summa Can (air sample)
WT	Water
SL	Solid
OL	Oil
NAL	Non-aqueous liquid
WP	Wipe

Pace Analytical Services, LLC
7726 Moller Road
Indianapolis, IN 46268
(317)228-3100

March 15, 2024

Mr. James Cody
Patriot Engineering
6150 E 75th St
Indianapolis, IN 46250

RE: Project: Houghland Canning
Pace Project No.: 50367377

Dear Mr. Cody:

Enclosed are the analytical results for sample(s) received by the laboratory on March 05, 2024. The results relate only to the samples included in this report. Results reported herein conform to the applicable TNI/NELAC Standards and the laboratory's Quality Manual, where applicable, unless otherwise noted in the body of the report.

The test results provided in this final report were generated by each of the following laboratories within the Pace Network:

- Pace Analytical Services - Indianapolis

If you have any questions concerning this report, please feel free to contact me.

Sincerely,

Tina Sayer

Tina Sayer
tina.sayer@pacelabs.com
(317)228-3127
Project Manager

Enclosures

This report shall not be reproduced, except in full,
without the written consent of Pace Analytical Services, LLC.

Pace Analytical Services, LLC
7726 Moller Road
Indianapolis, IN 46268
(317)228-3100

CERTIFICATIONS

Project: Houghland Canning
Pace Project No.: 50367377

Pace Analytical Services Indianapolis
7726 Moller Road, Indianapolis, IN 46268
Illinois Accreditation #: 200074
Indiana Drinking Water Laboratory #: C-49-06
Kansas/TNI Certification #: E-10177
Kentucky UST Agency Interest #: 80226
Kentucky WW Laboratory ID #: 98019
Michigan Drinking Water Laboratory #9050
Ohio VAP Certified Laboratory #: CL0065
Oklahoma Laboratory #: 9204
Texas Certification #: T104704355
Washington Dept of Ecology #: C1081
Wisconsin Laboratory #: 999788130
USDA Foreign Soil Permit #: 525-23-13-23119
USDA Compliance Agreement #: IN-SL-22-001

REPORT OF LABORATORY ANALYSIS

This report shall not be reproduced, except in full,
without the written consent of Pace Analytical Services, LLC.

Pace Analytical Services, LLC
7726 Moller Road
Indianapolis, IN 46268
(317)228-3100

SAMPLE SUMMARY

Project: Houghland Canning
Pace Project No.: 50367377

Lab ID	Sample ID	Matrix	Date Collected	Date Received
50367377001	**MW-46I**	Water	03/05/24 08:55	03/05/24 13:30
50367377002	**MW-64I**	Water	03/05/24 08:09	03/05/24 13:30
50367377003	**MW-64D**	Water	03/05/24 08:29	03/05/24 13:30
50367377004	**MW-62I**	Water	03/05/24 07:13	03/05/24 13:30
50367377005	**MW-62D**	Water	03/05/24 07:36	03/05/24 13:30
50367377006	**MW-63I**	Water	03/04/24 11:00	03/05/24 13:30
50367377007	**MW-63D**	Water	03/04/24 11:26	03/05/24 13:30
50367377008	**MW-59D**	Water	03/04/24 09:25	03/05/24 13:30
50367377009	**MW-60D**	Water	03/04/24 08:48	03/05/24 13:30
50367377010	**MW-60I**	Water	03/04/24 07:57	03/05/24 13:30
50367377011	**MW-60S**	Water	03/04/24 08:25	03/05/24 13:30
50367377012	**MW-61D**	Water	03/01/24 10:33	03/05/24 13:30
50367377013	**MW-61I**	Water	03/01/24 10:08	03/05/24 13:30
50367377014	**MW-56D**	Water	03/01/24 14:01	03/05/24 13:30
50367377015	**MW-56S**	Water	03/01/24 13:25	03/05/24 13:30
50367377016	**MW-53S**	Water	03/04/24 10:00	03/05/24 13:30
50367377017	**MW-53D**	Water	03/04/24 10:31	03/05/24 13:30
50367377018	**MW-54D**	Water	03/01/24 11:56	03/05/24 13:30
50367377019	**MW-54S**	Water	03/01/24 11:37	03/05/24 13:30
50367377020	**MW-57D**	Water	03/01/24 13:00	03/05/24 13:30
50367377021	**MW-57S**	Water	03/01/24 12:20	03/05/24 13:30
50367377022	**MW-58D**	Water	03/01/24 09:34	03/05/24 13:30
50367377023	**MW-58S**	Water	03/01/24 09:04	03/05/24 13:30
50367377024	**MW-55D**	Water	03/01/24 08:04	03/05/24 13:30
50367377025	**MW-55S**	Water	03/01/24 08:32	03/05/24 13:30
50367377026	**MW-40**	Water	03/05/24 09:45	03/05/24 13:30
50367377027	**MW-43**	Water	03/05/24 10:21	03/05/24 13:30
50367377028	**MW-43D**	Water	03/05/24 10:40	03/05/24 13:30
50367377029	**MW-15**	Water	03/05/24 11:17	03/05/24 13:30
50367377030	**MW-15D**	Water	03/05/24 11:33	03/05/24 13:30
50367377031	**Trip Blank**	Water	03/01/24 08:00	03/05/24 13:30
50367377032	**DUP-3**	Water	03/01/24 08:00	03/05/24 13:30

This report shall not be reproduced, except in full,
without the written consent of Pace Analytical Services, LLC.

Pace Analytical Services, LLC
7726 Moller Road
Indianapolis, IN 46268
(317)228-3100

SAMPLE ANALYTE COUNT

Project: Houghland Canning
Pace Project No.: 50367377

Lab ID	Sample ID	Method	Analysts	Analytes Reported	Laboratory
50367377001	**MW-46I**	EPA 5030/8260	TMW	75	PASI-I
50367377002	**MW-64I**	EPA 5030/8260	TMW	75	PASI-I
50367377003	**MW-64D**	EPA 5030/8260	TMW	75	PASI-I
50367377004	**MW-62I**	EPA 5030/8260	TMW	75	PASI-I
50367377005	**MW-62D**	EPA 5030/8260	TMW	75	PASI-I
50367377006	**MW-63I**	EPA 5030/8260	TMW	75	PASI-I
50367377007	**MW-63D**	EPA 5030/8260	TMW	75	PASI-I
50367377008	**MW-59D**	EPA 5030/8260	TMW	75	PASI-I
50367377009	**MW-60D**	EPA 5030/8260	TMW	75	PASI-I
50367377010	**MW-60I**	EPA 5030/8260	TMW	75	PASI-I
50367377011	**MW-60S**	EPA 5030/8260	TMW	75	PASI-I
50367377012	**MW-61D**	EPA 5030/8260	TMW	75	PASI-I
50367377013	**MW-61I**	EPA 5030/8260	TMW	75	PASI-I
50367377014	**MW-56D**	EPA 5030/8260	TMW	75	PASI-I
50367377015	**MW-56S**	EPA 5030/8260	TMW	75	PASI-I
50367377016	**MW-53S**	EPA 5030/8260	TMW	75	PASI-I
50367377017	**MW-53D**	EPA 5030/8260	TMW	75	PASI-I
50367377018	**MW-54D**	EPA 5030/8260	TMW	75	PASI-I
50367377019	**MW-54S**	EPA 5030/8260	TMW	75	PASI-I
50367377020	**MW-57D**	EPA 5030/8260	TMW	75	PASI-I
50367377021	**MW-57S**	EPA 5030/8260	TMW	75	PASI-I
50367377022	**MW-58D**	EPA 5030/8260	TMW	75	PASI-I
50367377023	**MW-58S**	EPA 5030/8260	TMW	75	PASI-I
50367377024	**MW-55D**	EPA 5030/8260	TMW	75	PASI-I
50367377025	**MW-55S**	EPA 5030/8260	TMW	75	PASI-I
50367377026	**MW-40**	EPA 5030/8260	TMW	75	PASI-I
50367377027	**MW-43**	EPA 5030/8260	TMW	75	PASI-I
50367377028	**MW-43D**	EPA 5030/8260	TMW	75	PASI-I
50367377029	**MW-15**	EPA 5030/8260	TMW	75	PASI-I
50367377030	**MW-15D**	EPA 5030/8260	TMW	75	PASI-I
50367377031	**Trip Blank**	EPA 5030/8260	TMW	75	PASI-I
50367377032	**DUP-3**	EPA 5030/8260	TMW	75	PASI-I

PASI-I = Pace Analytical Services - Indianapolis

REPORT OF LABORATORY ANALYSIS

This report shall not be reproduced, except in full,
without the written consent of Pace Analytical Services, LLC.

Pace Analytical Services, LLC
7726 Moller Road
Indianapolis, IN 46268
(317)228-3100

SUMMARY OF DETECTION

Project: Houghland Canning
Pace Project No.: 50367377

Lab Sample ID / Method	Client Sample ID / Parameters	Result	Units	Report Limit	Analyzed	Qualifiers
50367377001	**MW-46I**					
EPA 5030/8260	cis-1,2-Dichloroethene	64.1	ug/L	5.0	03/07/24 13:09	
EPA 5030/8260	Vinyl chloride	25.0	ug/L	2.0	03/07/24 13:09	
50367377002	**MW-64I**					
EPA 5030/8260	cis-1,2-Dichloroethene	690	ug/L	50.0	03/07/24 14:19	
EPA 5030/8260	trans-1,2-Dichloroethene	61.3	ug/L	5.0	03/07/24 13:43	
EPA 5030/8260	Trichloroethene	54.1	ug/L	5.0	03/07/24 13:43	
EPA 5030/8260	Vinyl chloride	4.9	ug/L	2.0	03/07/24 13:43	
50367377004	**MW-62I**					
EPA 5030/8260	cis-1,2-Dichloroethene	1160	ug/L	50.0	03/11/24 16:26	
EPA 5030/8260	trans-1,2-Dichloroethene	6.4	ug/L	5.0	03/08/24 15:47	
EPA 5030/8260	Vinyl chloride	964	ug/L	20.0	03/11/24 16:26	
50367377005	**MW-62D**					
EPA 5030/8260	Vinyl chloride	140	ug/L	2.0	03/08/24 16:18	
50367377006	**MW-63I**					
EPA 5030/8260	cis-1,2-Dichloroethene	5.1	ug/L	5.0	03/08/24 16:49	
50367377007	**MW-63D**					
EPA 5030/8260	Vinyl chloride	3.9	ug/L	2.0	03/08/24 17:19	
50367377008	**MW-59D**					
EPA 5030/8260	cis-1,2-Dichloroethene	40.3	ug/L	5.0	03/08/24 18:51	
50367377009	**MW-60D**					
EPA 5030/8260	cis-1,2-Dichloroethene	354	ug/L	50.0	03/08/24 19:53	
EPA 5030/8260	trans-1,2-Dichloroethene	20.1	ug/L	5.0	03/08/24 19:22	
EPA 5030/8260	Vinyl chloride	784	ug/L	20.0	03/08/24 19:53	
50367377010	**MW-60I**					
EPA 5030/8260	cis-1,2-Dichloroethene	424	ug/L	50.0	03/08/24 20:55	
EPA 5030/8260	Vinyl chloride	580	ug/L	20.0	03/08/24 20:55	
50367377012	**MW-61D**					
EPA 5030/8260	cis-1,2-Dichloroethene	5.3	ug/L	5.0	03/08/24 21:27	
50367377013	**MW-61I**					
EPA 5030/8260	cis-1,2-Dichloroethene	12.7	ug/L	5.0	03/11/24 15:21	
EPA 5030/8260	Vinyl chloride	4.5	ug/L	2.0	03/11/24 15:21	
50367377014	**MW-56D**					
EPA 5030/8260	cis-1,2-Dichloroethene	130	ug/L	5.0	03/11/24 18:14	
EPA 5030/8260	Vinyl chloride	3.2	ug/L	2.0	03/11/24 18:14	
50367377017	**MW-53D**					
EPA 5030/8260	cis-1,2-Dichloroethene	255	ug/L	5.0	03/11/24 18:58	
EPA 5030/8260	trans-1,2-Dichloroethene	17.1	ug/L	5.0	03/11/24 18:58	
EPA 5030/8260	Vinyl chloride	9.3	ug/L	2.0	03/11/24 18:58	

REPORT OF LABORATORY ANALYSIS

This report shall not be reproduced, except in full,
without the written consent of Pace Analytical Services, LLC.

Pace Analytical Services, LLC
7726 Moller Road
Indianapolis, IN 46268
(317)228-3100

SUMMARY OF DETECTION

Project: Houghland Canning
Pace Project No.: 50367377

Lab Sample ID / Method	Client Sample ID / Parameters	Result	Units	Report Limit	Analyzed	Qualifiers
50367377018	**MW-54D**					
EPA 5030/8260	cis-1,2-Dichloroethene	799	ug/L	50.0	03/11/24 19:41	
EPA 5030/8260	trans-1,2-Dichloroethene	77.2	ug/L	5.0	03/11/24 19:19	
EPA 5030/8260	Vinyl chloride	79.2	ug/L	2.0	03/11/24 19:19	
50367377019	**MW-54S**					
EPA 5030/8260	Trichloroethene	14.4	ug/L	5.0	03/11/24 20:02	
50367377020	**MW-57D**					
EPA 5030/8260	cis-1,2-Dichloroethene	2450	ug/L	50.0	03/11/24 20:46	
EPA 5030/8260	trans-1,2-Dichloroethene	104	ug/L	5.0	03/11/24 20:24	
EPA 5030/8260	Vinyl chloride	111	ug/L	2.0	03/11/24 20:24	
50367377021	**MW-57S**					
EPA 5030/8260	Trichloroethene	420	ug/L	50.0	03/11/24 21:29	
50367377022	**MW-58D**					
EPA 5030/8260	Vinyl chloride	478	ug/L	50.0	03/11/24 22:12	
50367377024	**MW-55D**					
EPA 5030/8260	cis-1,2-Dichloroethene	121	ug/L	5.0	03/11/24 22:34	
EPA 5030/8260	Vinyl chloride	428	ug/L	20.0	03/11/24 22:55	
50367377025	**MW-55S**					
EPA 5030/8260	Trichloroethene	43.8	ug/L	5.0	03/11/24 23:57	
50367377026	**MW-40**					
EPA 5030/8260	cis-1,2-Dichloroethene	254	ug/L	5.0	03/11/24 23:17	
EPA 5030/8260	trans-1,2-Dichloroethene	319	ug/L	50.0	03/12/24 21:33	
EPA 5030/8260	Trichloroethene	113	ug/L	5.0	03/11/24 23:17	
EPA 5030/8260	Vinyl chloride	2.4	ug/L	2.0	03/11/24 23:17	
50367377029	**MW-15**					
EPA 5030/8260	Trichloroethene	44.8	ug/L	5.0	03/12/24 00:22	
50367377030	**MW-15D**					
EPA 5030/8260	cis-1,2-Dichloroethene	45.5	ug/L	5.0	03/12/24 00:44	
50367377032	**DUP-3**					
EPA 5030/8260	cis-1,2-Dichloroethene	2520	ug/L	250	03/12/24 20:32	
EPA 5030/8260	trans-1,2-Dichloroethene	89.1	ug/L	5.0	03/12/24 01:25	
EPA 5030/8260	Vinyl chloride	104	ug/L	2.0	03/12/24 01:25	

This report shall not be reproduced, except in full,
without the written consent of Pace Analytical Services, LLC.

Pace Analytical Services, LLC
7726 Moller Road
Indianapolis, IN 46268
(317)228-3100

ANALYTICAL RESULTS

Project: Houghland Canning
Pace Project No.: 50367377

Sample: MW-46I **Lab ID: 50367377001** Collected: 03/05/24 08:55 Received: 03/05/24 13:30 Matrix: Water

Parameters	Results	Units	Report Limit	DF	Prepared	Analyzed	CAS No.	Qual
8260 MSV Indiana	Analytical Method: EPA 5030/8260 Pace Analytical Services - Indianapolis							
Acetone	ND	ug/L	100	1		03/07/24 13:09	67-64-1	
Acrolein	ND	ug/L	50.0	1		03/07/24 13:09	107-02-8	
Acrylonitrile	ND	ug/L	100	1		03/07/24 13:09	107-13-1	
Benzene	ND	ug/L	5.0	1		03/07/24 13:09	71-43-2	
Bromobenzene	ND	ug/L	5.0	1		03/07/24 13:09	108-86-1	
Bromochloromethane	ND	ug/L	5.0	1		03/07/24 13:09	74-97-5	
Bromodichloromethane	ND	ug/L	5.0	1		03/07/24 13:09	75-27-4	
Bromoform	ND	ug/L	5.0	1		03/07/24 13:09	75-25-2	
Bromomethane	ND	ug/L	5.0	1		03/07/24 13:09	74-83-9	
2-Butanone (MEK)	ND	ug/L	25.0	1		03/07/24 13:09	78-93-3	
n-Butylbenzene	ND	ug/L	5.0	1		03/07/24 13:09	104-51-8	
sec-Butylbenzene	ND	ug/L	5.0	1		03/07/24 13:09	135-98-8	
tert-Butylbenzene	ND	ug/L	5.0	1		03/07/24 13:09	98-06-6	
Carbon disulfide	ND	ug/L	10.0	1		03/07/24 13:09	75-15-0	
Carbon tetrachloride	ND	ug/L	5.0	1		03/07/24 13:09	56-23-5	
Chlorobenzene	ND	ug/L	5.0	1		03/07/24 13:09	108-90-7	
Chloroethane	ND	ug/L	5.0	1		03/07/24 13:09	75-00-3	
Chloroform	ND	ug/L	5.0	1		03/07/24 13:09	67-66-3	
Chloromethane	ND	ug/L	5.0	1		03/07/24 13:09	74-87-3	
2-Chlorotoluene	ND	ug/L	5.0	1		03/07/24 13:09	95-49-8	
4-Chlorotoluene	ND	ug/L	5.0	1		03/07/24 13:09	106-43-4	
Dibromochloromethane	ND	ug/L	5.0	1		03/07/24 13:09	124-48-1	
1,2-Dibromoethane (EDB)	ND	ug/L	5.0	1		03/07/24 13:09	106-93-4	
Dibromomethane	ND	ug/L	5.0	1		03/07/24 13:09	74-95-3	
1,2-Dichlorobenzene	ND	ug/L	5.0	1		03/07/24 13:09	95-50-1	
1,3-Dichlorobenzene	ND	ug/L	5.0	1		03/07/24 13:09	541-73-1	
1,4-Dichlorobenzene	ND	ug/L	5.0	1		03/07/24 13:09	106-46-7	
trans-1,4-Dichloro-2-butene	ND	ug/L	100	1		03/07/24 13:09	110-57-6	
Dichlorodifluoromethane	ND	ug/L	5.0	1		03/07/24 13:09	75-71-8	
1,1-Dichloroethane	ND	ug/L	5.0	1		03/07/24 13:09	75-34-3	
1,2-Dichloroethane	ND	ug/L	5.0	1		03/07/24 13:09	107-06-2	
1,1-Dichloroethene	ND	ug/L	5.0	1		03/07/24 13:09	75-35-4	
cis-1,2-Dichloroethene	**64.1**	ug/L	5.0	1		03/07/24 13:09	156-59-2	
trans-1,2-Dichloroethene	ND	ug/L	5.0	1		03/07/24 13:09	156-60-5	
1,2-Dichloropropane	ND	ug/L	5.0	1		03/07/24 13:09	78-87-5	
1,3-Dichloropropane	ND	ug/L	5.0	1		03/07/24 13:09	142-28-9	
2,2-Dichloropropane	ND	ug/L	5.0	1		03/07/24 13:09	594-20-7	
1,1-Dichloropropene	ND	ug/L	5.0	1		03/07/24 13:09	563-58-6	
cis-1,3-Dichloropropene	ND	ug/L	5.0	1		03/07/24 13:09	10061-01-5	
trans-1,3-Dichloropropene	ND	ug/L	5.0	1		03/07/24 13:09	10061-02-6	
Ethylbenzene	ND	ug/L	5.0	1		03/07/24 13:09	100-41-4	
Ethyl methacrylate	ND	ug/L	100	1		03/07/24 13:09	97-63-2	
Hexachloro-1,3-butadiene	ND	ug/L	5.0	1		03/07/24 13:09	87-68-3	
n-Hexane	ND	ug/L	5.0	1		03/07/24 13:09	110-54-3	
2-Hexanone	ND	ug/L	25.0	1		03/07/24 13:09	591-78-6	
Iodomethane	ND	ug/L	10.0	1		03/07/24 13:09	74-88-4	

REPORT OF LABORATORY ANALYSIS

This report shall not be reproduced, except in full,
without the written consent of Pace Analytical Services, LLC.

Pace Analytical Services, LLC
7726 Moller Road
Indianapolis, IN 46268
(317)228-3100

ANALYTICAL RESULTS

Project: Houghland Canning
Pace Project No.: 50367377

Sample: MW-46I **Lab ID: 50367377001** Collected: 03/05/24 08:55 Received: 03/05/24 13:30 Matrix: Water

Parameters	Results	Units	Report Limit	DF	Prepared	Analyzed	CAS No.	Qual
8260 MSV Indiana	Analytical Method: EPA 5030/8260 Pace Analytical Services - Indianapolis							
Isopropylbenzene (Cumene)	ND	ug/L	5.0	1		03/07/24 13:09	98-82-8	
p-Isopropyltoluene	ND	ug/L	5.0	1		03/07/24 13:09	99-87-6	
Methylene Chloride	ND	ug/L	5.0	1		03/07/24 13:09	75-09-2	
1-Methylnaphthalene	ND	ug/L	10.0	1		03/07/24 13:09	90-12-0	
2-Methylnaphthalene	ND	ug/L	10.0	1		03/07/24 13:09	91-57-6	
4-Methyl-2-pentanone (MIBK)	ND	ug/L	25.0	1		03/07/24 13:09	108-10-1	
Methyl-tert-butyl ether	ND	ug/L	4.0	1		03/07/24 13:09	1634-04-4	
Naphthalene	ND	ug/L	1.2	1		03/07/24 13:09	91-20-3	
n-Propylbenzene	ND	ug/L	5.0	1		03/07/24 13:09	103-65-1	
Styrene	ND	ug/L	5.0	1		03/07/24 13:09	100-42-5	
1,1,1,2-Tetrachloroethane	ND	ug/L	5.0	1		03/07/24 13:09	630-20-6	
1,1,2,2-Tetrachloroethane	ND	ug/L	5.0	1		03/07/24 13:09	79-34-5	
Tetrachloroethene	ND	ug/L	5.0	1		03/07/24 13:09	127-18-4	
Toluene	ND	ug/L	5.0	1		03/07/24 13:09	108-88-3	
1,2,3-Trichlorobenzene	ND	ug/L	5.0	1		03/07/24 13:09	87-61-6	
1,2,4-Trichlorobenzene	ND	ug/L	5.0	1		03/07/24 13:09	120-82-1	
1,1,1-Trichloroethane	ND	ug/L	5.0	1		03/07/24 13:09	71-55-6	
1,1,2-Trichloroethane	ND	ug/L	5.0	1		03/07/24 13:09	79-00-5	
Trichloroethene	ND	ug/L	5.0	1		03/07/24 13:09	79-01-6	
Trichlorofluoromethane	ND	ug/L	5.0	1		03/07/24 13:09	75-69-4	
1,2,3-Trichloropropane	ND	ug/L	5.0	1		03/07/24 13:09	96-18-4	
1,2,4-Trimethylbenzene	ND	ug/L	5.0	1		03/07/24 13:09	95-63-6	
1,3,5-Trimethylbenzene	ND	ug/L	5.0	1		03/07/24 13:09	108-67-8	
Vinyl acetate	ND	ug/L	50.0	1		03/07/24 13:09	108-05-4	
Vinyl chloride	**25.0**	ug/L	2.0	1		03/07/24 13:09	75-01-4	
Xylene (Total)	ND	ug/L	10.0	1		03/07/24 13:09	1330-20-7	
Surrogates								
Dibromofluoromethane (S)	96	%.	82-128	1		03/07/24 13:09	1868-53-7	
4-Bromofluorobenzene (S)	98	%.	79-124	1		03/07/24 13:09	460-00-4	
Toluene-d8 (S)	102	%.	73-122	1		03/07/24 13:09	2037-26-5	

REPORT OF LABORATORY ANALYSIS

This report shall not be reproduced, except in full,
without the written consent of Pace Analytical Services, LLC.

Pace Analytical Services, LLC
7726 Moller Road
Indianapolis, IN 46268
(317)228-3100

ANALYTICAL RESULTS

Project: Houghland Canning
Pace Project No.: 50367377

Sample: MW-64I **Lab ID: 50367377002** Collected: 03/05/24 08:09 Received: 03/05/24 13:30 Matrix: Water

Parameters	Results	Units	Report Limit	DF	Prepared	Analyzed	CAS No.	Qual
8260 MSV Indiana	Analytical Method: EPA 5030/8260 Pace Analytical Services - Indianapolis							
Acetone	ND	ug/L	100	1		03/07/24 13:43	67-64-1	
Acrolein	ND	ug/L	50.0	1		03/07/24 13:43	107-02-8	
Acrylonitrile	ND	ug/L	100	1		03/07/24 13:43	107-13-1	
Benzene	ND	ug/L	5.0	1		03/07/24 13:43	71-43-2	
Bromobenzene	ND	ug/L	5.0	1		03/07/24 13:43	108-86-1	
Bromochloromethane	ND	ug/L	5.0	1		03/07/24 13:43	74-97-5	
Bromodichloromethane	ND	ug/L	5.0	1		03/07/24 13:43	75-27-4	
Bromoform	ND	ug/L	5.0	1		03/07/24 13:43	75-25-2	
Bromomethane	ND	ug/L	5.0	1		03/07/24 13:43	74-83-9	
2-Butanone (MEK)	ND	ug/L	25.0	1		03/07/24 13:43	78-93-3	
n-Butylbenzene	ND	ug/L	5.0	1		03/07/24 13:43	104-51-8	
sec-Butylbenzene	ND	ug/L	5.0	1		03/07/24 13:43	135-98-8	
tert-Butylbenzene	ND	ug/L	5.0	1		03/07/24 13:43	98-06-6	
Carbon disulfide	ND	ug/L	10.0	1		03/07/24 13:43	75-15-0	
Carbon tetrachloride	ND	ug/L	5.0	1		03/07/24 13:43	56-23-5	
Chlorobenzene	ND	ug/L	5.0	1		03/07/24 13:43	108-90-7	
Chloroethane	ND	ug/L	5.0	1		03/07/24 13:43	75-00-3	
Chloroform	ND	ug/L	5.0	1		03/07/24 13:43	67-66-3	
Chloromethane	ND	ug/L	5.0	1		03/07/24 13:43	74-87-3	
2-Chlorotoluene	ND	ug/L	5.0	1		03/07/24 13:43	95-49-8	
4-Chlorotoluene	ND	ug/L	5.0	1		03/07/24 13:43	106-43-4	
Dibromochloromethane	ND	ug/L	5.0	1		03/07/24 13:43	124-48-1	
1,2-Dibromoethane (EDB)	ND	ug/L	5.0	1		03/07/24 13:43	106-93-4	
Dibromomethane	ND	ug/L	5.0	1		03/07/24 13:43	74-95-3	
1,2-Dichlorobenzene	ND	ug/L	5.0	1		03/07/24 13:43	95-50-1	
1,3-Dichlorobenzene	ND	ug/L	5.0	1		03/07/24 13:43	541-73-1	
1,4-Dichlorobenzene	ND	ug/L	5.0	1		03/07/24 13:43	106-46-7	
trans-1,4-Dichloro-2-butene	ND	ug/L	100	1		03/07/24 13:43	110-57-6	
Dichlorodifluoromethane	ND	ug/L	5.0	1		03/07/24 13:43	75-71-8	
1,1-Dichloroethane	ND	ug/L	5.0	1		03/07/24 13:43	75-34-3	
1,2-Dichloroethane	ND	ug/L	5.0	1		03/07/24 13:43	107-06-2	
1,1-Dichloroethene	ND	ug/L	5.0	1		03/07/24 13:43	75-35-4	
cis-1,2-Dichloroethene	**690**	ug/L	50.0	10		03/07/24 14:19	156-59-2	
trans-1,2-Dichloroethene	**61.3**	ug/L	5.0	1		03/07/24 13:43	156-60-5	
1,2-Dichloropropane	ND	ug/L	5.0	1		03/07/24 13:43	78-87-5	
1,3-Dichloropropane	ND	ug/L	5.0	1		03/07/24 13:43	142-28-9	
2,2-Dichloropropane	ND	ug/L	5.0	1		03/07/24 13:43	594-20-7	
1,1-Dichloropropene	ND	ug/L	5.0	1		03/07/24 13:43	563-58-6	
cis-1,3-Dichloropropene	ND	ug/L	5.0	1		03/07/24 13:43	10061-01-5	
trans-1,3-Dichloropropene	ND	ug/L	5.0	1		03/07/24 13:43	10061-02-6	
Ethylbenzene	ND	ug/L	5.0	1		03/07/24 13:43	100-41-4	
Ethyl methacrylate	ND	ug/L	100	1		03/07/24 13:43	97-63-2	
Hexachloro-1,3-butadiene	ND	ug/L	5.0	1		03/07/24 13:43	87-68-3	
n-Hexane	ND	ug/L	5.0	1		03/07/24 13:43	110-54-3	
2-Hexanone	ND	ug/L	25.0	1		03/07/24 13:43	591-78-6	
Iodomethane	ND	ug/L	10.0	1		03/07/24 13:43	74-88-4	

REPORT OF LABORATORY ANALYSIS

This report shall not be reproduced, except in full,
without the written consent of Pace Analytical Services, LLC.

Pace Analytical Services, LLC
7726 Moller Road
Indianapolis, IN 46268
(317)228-3100

ANALYTICAL RESULTS

Project: Houghland Canning
Pace Project No.: 50367377

Sample: MW-64I **Lab ID: 50367377002** Collected: 03/05/24 08:09 Received: 03/05/24 13:30 Matrix: Water

Parameters	Results	Units	Report Limit	DF	Prepared	Analyzed	CAS No.	Qual
8260 MSV Indiana	Analytical Method: EPA 5030/8260 Pace Analytical Services - Indianapolis							
Isopropylbenzene (Cumene)	ND	ug/L	5.0	1		03/07/24 13:43	98-82-8	
p-Isopropyltoluene	ND	ug/L	5.0	1		03/07/24 13:43	99-87-6	
Methylene Chloride	ND	ug/L	5.0	1		03/07/24 13:43	75-09-2	
1-Methylnaphthalene	ND	ug/L	10.0	1		03/07/24 13:43	90-12-0	
2-Methylnaphthalene	ND	ug/L	10.0	1		03/07/24 13:43	91-57-6	
4-Methyl-2-pentanone (MIBK)	ND	ug/L	25.0	1		03/07/24 13:43	108-10-1	
Methyl-tert-butyl ether	ND	ug/L	4.0	1		03/07/24 13:43	1634-04-4	
Naphthalene	ND	ug/L	1.2	1		03/07/24 13:43	91-20-3	
n-Propylbenzene	ND	ug/L	5.0	1		03/07/24 13:43	103-65-1	
Styrene	ND	ug/L	5.0	1		03/07/24 13:43	100-42-5	
1,1,1,2-Tetrachloroethane	ND	ug/L	5.0	1		03/07/24 13:43	630-20-6	
1,1,2,2-Tetrachloroethane	ND	ug/L	5.0	1		03/07/24 13:43	79-34-5	
Tetrachloroethene	ND	ug/L	5.0	1		03/07/24 13:43	127-18-4	
Toluene	ND	ug/L	5.0	1		03/07/24 13:43	108-88-3	
1,2,3-Trichlorobenzene	ND	ug/L	5.0	1		03/07/24 13:43	87-61-6	
1,2,4-Trichlorobenzene	ND	ug/L	5.0	1		03/07/24 13:43	120-82-1	
1,1,1-Trichloroethane	ND	ug/L	5.0	1		03/07/24 13:43	71-55-6	
1,1,2-Trichloroethane	ND	ug/L	5.0	1		03/07/24 13:43	79-00-5	
Trichloroethene	**54.1**	ug/L	5.0	1		03/07/24 13:43	79-01-6	
Trichlorofluoromethane	ND	ug/L	5.0	1		03/07/24 13:43	75-69-4	
1,2,3-Trichloropropane	ND	ug/L	5.0	1		03/07/24 13:43	96-18-4	
1,2,4-Trimethylbenzene	ND	ug/L	5.0	1		03/07/24 13:43	95-63-6	
1,3,5-Trimethylbenzene	ND	ug/L	5.0	1		03/07/24 13:43	108-67-8	
Vinyl acetate	ND	ug/L	50.0	1		03/07/24 13:43	108-05-4	
Vinyl chloride	**4.9**	ug/L	2.0	1		03/07/24 13:43	75-01-4	
Xylene (Total)	ND	ug/L	10.0	1		03/07/24 13:43	1330-20-7	
Surrogates								
Dibromofluoromethane (S)	94	%.	82-128	1		03/07/24 13:43	1868-53-7	
4-Bromofluorobenzene (S)	100	%.	79-124	1		03/07/24 13:43	460-00-4	
Toluene-d8 (S)	101	%.	73-122	1		03/07/24 13:43	2037-26-5	

REPORT OF LABORATORY ANALYSIS

This report shall not be reproduced, except in full,
without the written consent of Pace Analytical Services, LLC.

Pace Analytical Services, LLC
7726 Moller Road
Indianapolis, IN 46268
(317)228-3100

ANALYTICAL RESULTS

Project: Houghland Canning
Pace Project No.: 50367377

Sample: MW-64D **Lab ID: 50367377003** Collected: 03/05/24 08:29 Received: 03/05/24 13:30 Matrix: Water

Parameters	Results	Units	Report Limit	DF	Prepared	Analyzed	CAS No.	Qual
8260 MSV Indiana	Analytical Method: EPA 5030/8260 Pace Analytical Services - Indianapolis							
Acetone	ND	ug/L	100	1		03/07/24 14:54	67-64-1	
Acrolein	ND	ug/L	50.0	1		03/07/24 14:54	107-02-8	
Acrylonitrile	ND	ug/L	100	1		03/07/24 14:54	107-13-1	
Benzene	ND	ug/L	5.0	1		03/07/24 14:54	71-43-2	
Bromobenzene	ND	ug/L	5.0	1		03/07/24 14:54	108-86-1	
Bromochloromethane	ND	ug/L	5.0	1		03/07/24 14:54	74-97-5	
Bromodichloromethane	ND	ug/L	5.0	1		03/07/24 14:54	75-27-4	
Bromoform	ND	ug/L	5.0	1		03/07/24 14:54	75-25-2	
Bromomethane	ND	ug/L	5.0	1		03/07/24 14:54	74-83-9	
2-Butanone (MEK)	ND	ug/L	25.0	1		03/07/24 14:54	78-93-3	
n-Butylbenzene	ND	ug/L	5.0	1		03/07/24 14:54	104-51-8	
sec-Butylbenzene	ND	ug/L	5.0	1		03/07/24 14:54	135-98-8	
tert-Butylbenzene	ND	ug/L	5.0	1		03/07/24 14:54	98-06-6	
Carbon disulfide	ND	ug/L	10.0	1		03/07/24 14:54	75-15-0	
Carbon tetrachloride	ND	ug/L	5.0	1		03/07/24 14:54	56-23-5	
Chlorobenzene	ND	ug/L	5.0	1		03/07/24 14:54	108-90-7	
Chloroethane	ND	ug/L	5.0	1		03/07/24 14:54	75-00-3	
Chloroform	ND	ug/L	5.0	1		03/07/24 14:54	67-66-3	
Chloromethane	ND	ug/L	5.0	1		03/07/24 14:54	74-87-3	
2-Chlorotoluene	ND	ug/L	5.0	1		03/07/24 14:54	95-49-8	
4-Chlorotoluene	ND	ug/L	5.0	1		03/07/24 14:54	106-43-4	
Dibromochloromethane	ND	ug/L	5.0	1		03/07/24 14:54	124-48-1	
1,2-Dibromoethane (EDB)	ND	ug/L	5.0	1		03/07/24 14:54	106-93-4	
Dibromomethane	ND	ug/L	5.0	1		03/07/24 14:54	74-95-3	
1,2-Dichlorobenzene	ND	ug/L	5.0	1		03/07/24 14:54	95-50-1	
1,3-Dichlorobenzene	ND	ug/L	5.0	1		03/07/24 14:54	541-73-1	
1,4-Dichlorobenzene	ND	ug/L	5.0	1		03/07/24 14:54	106-46-7	
trans-1,4-Dichloro-2-butene	ND	ug/L	100	1		03/07/24 14:54	110-57-6	
Dichlorodifluoromethane	ND	ug/L	5.0	1		03/07/24 14:54	75-71-8	
1,1-Dichloroethane	ND	ug/L	5.0	1		03/07/24 14:54	75-34-3	
1,2-Dichloroethane	ND	ug/L	5.0	1		03/07/24 14:54	107-06-2	
1,1-Dichloroethene	ND	ug/L	5.0	1		03/07/24 14:54	75-35-4	
cis-1,2-Dichloroethene	ND	ug/L	5.0	1		03/07/24 14:54	156-59-2	
trans-1,2-Dichloroethene	ND	ug/L	5.0	1		03/07/24 14:54	156-60-5	
1,2-Dichloropropane	ND	ug/L	5.0	1		03/07/24 14:54	78-87-5	
1,3-Dichloropropane	ND	ug/L	5.0	1		03/07/24 14:54	142-28-9	
2,2-Dichloropropane	ND	ug/L	5.0	1		03/07/24 14:54	594-20-7	
1,1-Dichloropropene	ND	ug/L	5.0	1		03/07/24 14:54	563-58-6	
cis-1,3-Dichloropropene	ND	ug/L	5.0	1		03/07/24 14:54	10061-01-5	
trans-1,3-Dichloropropene	ND	ug/L	5.0	1		03/07/24 14:54	10061-02-6	
Ethylbenzene	ND	ug/L	5.0	1		03/07/24 14:54	100-41-4	
Ethyl methacrylate	ND	ug/L	100	1		03/07/24 14:54	97-63-2	
Hexachloro-1,3-butadiene	ND	ug/L	5.0	1		03/07/24 14:54	87-68-3	
n-Hexane	ND	ug/L	5.0	1		03/07/24 14:54	110-54-3	
2-Hexanone	ND	ug/L	25.0	1		03/07/24 14:54	591-78-6	
Iodomethane	ND	ug/L	10.0	1		03/07/24 14:54	74-88-4	

REPORT OF LABORATORY ANALYSIS

This report shall not be reproduced, except in full,
without the written consent of Pace Analytical Services, LLC.

Pace Analytical Services, LLC
7726 Moller Road
Indianapolis, IN 46268
(317)228-3100

ANALYTICAL RESULTS

Project: Houghland Canning
Pace Project No.: 50367377

Sample: MW-64D **Lab ID: 50367377003** Collected: 03/05/24 08:29 Received: 03/05/24 13:30 Matrix: Water

Parameters	Results	Units	Report Limit	DF	Prepared	Analyzed	CAS No.	Qual
8260 MSV Indiana	Analytical Method: EPA 5030/8260 Pace Analytical Services - Indianapolis							
Isopropylbenzene (Cumene)	ND	ug/L	5.0	1		03/07/24 14:54	98-82-8	
p-Isopropyltoluene	ND	ug/L	5.0	1		03/07/24 14:54	99-87-6	
Methylene Chloride	ND	ug/L	5.0	1		03/07/24 14:54	75-09-2	
1-Methylnaphthalene	ND	ug/L	10.0	1		03/07/24 14:54	90-12-0	
2-Methylnaphthalene	ND	ug/L	10.0	1		03/07/24 14:54	91-57-6	
4-Methyl-2-pentanone (MIBK)	ND	ug/L	25.0	1		03/07/24 14:54	108-10-1	
Methyl-tert-butyl ether	ND	ug/L	4.0	1		03/07/24 14:54	1634-04-4	
Naphthalene	ND	ug/L	1.2	1		03/07/24 14:54	91-20-3	
n-Propylbenzene	ND	ug/L	5.0	1		03/07/24 14:54	103-65-1	
Styrene	ND	ug/L	5.0	1		03/07/24 14:54	100-42-5	
1,1,1,2-Tetrachloroethane	ND	ug/L	5.0	1		03/07/24 14:54	630-20-6	
1,1,2,2-Tetrachloroethane	ND	ug/L	5.0	1		03/07/24 14:54	79-34-5	
Tetrachloroethene	ND	ug/L	5.0	1		03/07/24 14:54	127-18-4	
Toluene	ND	ug/L	5.0	1		03/07/24 14:54	108-88-3	
1,2,3-Trichlorobenzene	ND	ug/L	5.0	1		03/07/24 14:54	87-61-6	
1,2,4-Trichlorobenzene	ND	ug/L	5.0	1		03/07/24 14:54	120-82-1	
1,1,1-Trichloroethane	ND	ug/L	5.0	1		03/07/24 14:54	71-55-6	
1,1,2-Trichloroethane	ND	ug/L	5.0	1		03/07/24 14:54	79-00-5	
Trichloroethene	ND	ug/L	5.0	1		03/07/24 14:54	79-01-6	
Trichlorofluoromethane	ND	ug/L	5.0	1		03/07/24 14:54	75-69-4	
1,2,3-Trichloropropane	ND	ug/L	5.0	1		03/07/24 14:54	96-18-4	
1,2,4-Trimethylbenzene	ND	ug/L	5.0	1		03/07/24 14:54	95-63-6	
1,3,5-Trimethylbenzene	ND	ug/L	5.0	1		03/07/24 14:54	108-67-8	
Vinyl acetate	ND	ug/L	50.0	1		03/07/24 14:54	108-05-4	
Vinyl chloride	ND	ug/L	2.0	1		03/07/24 14:54	75-01-4	
Xylene (Total)	ND	ug/L	10.0	1		03/07/24 14:54	1330-20-7	
Surrogates								
Dibromofluoromethane (S)	97	%.	82-128	1		03/07/24 14:54	1868-53-7	
4-Bromofluorobenzene (S)	99	%.	79-124	1		03/07/24 14:54	460-00-4	
Toluene-d8 (S)	102	%.	73-122	1		03/07/24 14:54	2037-26-5	

REPORT OF LABORATORY ANALYSIS

This report shall not be reproduced, except in full,
without the written consent of Pace Analytical Services, LLC.

Pace Analytical Services, LLC
7726 Moller Road
Indianapolis, IN 46268
(317)228-3100

ANALYTICAL RESULTS

Project: Houghland Canning
Pace Project No.: 50367377

Sample: MW-62I **Lab ID: 50367377004** Collected: 03/05/24 07:13 Received: 03/05/24 13:30 Matrix: Water

Parameters	Results	Units	Report Limit	DF	Prepared	Analyzed	CAS No.	Qual
8260 MSV Indiana	Analytical Method: EPA 5030/8260 Pace Analytical Services - Indianapolis							
Acetone	ND	ug/L	100	1		03/08/24 15:47	67-64-1	
Acrolein	ND	ug/L	50.0	1		03/08/24 15:47	107-02-8	
Acrylonitrile	ND	ug/L	100	1		03/08/24 15:47	107-13-1	
Benzene	ND	ug/L	5.0	1		03/08/24 15:47	71-43-2	
Bromobenzene	ND	ug/L	5.0	1		03/08/24 15:47	108-86-1	
Bromochloromethane	ND	ug/L	5.0	1		03/08/24 15:47	74-97-5	
Bromodichloromethane	ND	ug/L	5.0	1		03/08/24 15:47	75-27-4	
Bromoform	ND	ug/L	5.0	1		03/08/24 15:47	75-25-2	
Bromomethane	ND	ug/L	5.0	1		03/08/24 15:47	74-83-9	
2-Butanone (MEK)	ND	ug/L	25.0	1		03/08/24 15:47	78-93-3	
n-Butylbenzene	ND	ug/L	5.0	1		03/08/24 15:47	104-51-8	
sec-Butylbenzene	ND	ug/L	5.0	1		03/08/24 15:47	135-98-8	
tert-Butylbenzene	ND	ug/L	5.0	1		03/08/24 15:47	98-06-6	
Carbon disulfide	ND	ug/L	10.0	1		03/08/24 15:47	75-15-0	
Carbon tetrachloride	ND	ug/L	5.0	1		03/08/24 15:47	56-23-5	
Chlorobenzene	ND	ug/L	5.0	1		03/08/24 15:47	108-90-7	
Chloroethane	ND	ug/L	5.0	1		03/08/24 15:47	75-00-3	
Chloroform	ND	ug/L	5.0	1		03/08/24 15:47	67-66-3	
Chloromethane	ND	ug/L	5.0	1		03/08/24 15:47	74-87-3	
2-Chlorotoluene	ND	ug/L	5.0	1		03/08/24 15:47	95-49-8	
4-Chlorotoluene	ND	ug/L	5.0	1		03/08/24 15:47	106-43-4	
Dibromochloromethane	ND	ug/L	5.0	1		03/08/24 15:47	124-48-1	
1,2-Dibromoethane (EDB)	ND	ug/L	5.0	1		03/08/24 15:47	106-93-4	
Dibromomethane	ND	ug/L	5.0	1		03/08/24 15:47	74-95-3	
1,2-Dichlorobenzene	ND	ug/L	5.0	1		03/08/24 15:47	95-50-1	
1,3-Dichlorobenzene	ND	ug/L	5.0	1		03/08/24 15:47	541-73-1	
1,4-Dichlorobenzene	ND	ug/L	5.0	1		03/08/24 15:47	106-46-7	
trans-1,4-Dichloro-2-butene	ND	ug/L	100	1		03/08/24 15:47	110-57-6	
Dichlorodifluoromethane	ND	ug/L	5.0	1		03/08/24 15:47	75-71-8	
1,1-Dichloroethane	ND	ug/L	5.0	1		03/08/24 15:47	75-34-3	
1,2-Dichloroethane	ND	ug/L	5.0	1		03/08/24 15:47	107-06-2	
1,1-Dichloroethene	ND	ug/L	5.0	1		03/08/24 15:47	75-35-4	
cis-1,2-Dichloroethene	**1160**	ug/L	50.0	10		03/11/24 16:26	156-59-2	
trans-1,2-Dichloroethene	**6.4**	ug/L	5.0	1		03/08/24 15:47	156-60-5	
1,2-Dichloropropane	ND	ug/L	5.0	1		03/08/24 15:47	78-87-5	
1,3-Dichloropropane	ND	ug/L	5.0	1		03/08/24 15:47	142-28-9	
2,2-Dichloropropane	ND	ug/L	5.0	1		03/08/24 15:47	594-20-7	
1,1-Dichloropropene	ND	ug/L	5.0	1		03/08/24 15:47	563-58-6	
cis-1,3-Dichloropropene	ND	ug/L	5.0	1		03/08/24 15:47	10061-01-5	
trans-1,3-Dichloropropene	ND	ug/L	5.0	1		03/08/24 15:47	10061-02-6	
Ethylbenzene	ND	ug/L	5.0	1		03/08/24 15:47	100-41-4	
Ethyl methacrylate	ND	ug/L	100	1		03/08/24 15:47	97-63-2	
Hexachloro-1,3-butadiene	ND	ug/L	5.0	1		03/08/24 15:47	87-68-3	
n-Hexane	ND	ug/L	5.0	1		03/08/24 15:47	110-54-3	
2-Hexanone	ND	ug/L	25.0	1		03/08/24 15:47	591-78-6	
Iodomethane	ND	ug/L	10.0	1		03/08/24 15:47	74-88-4	

REPORT OF LABORATORY ANALYSIS

This report shall not be reproduced, except in full,
without the written consent of Pace Analytical Services, LLC.

Pace Analytical Services, LLC
7726 Moller Road
Indianapolis, IN 46268
(317)228-3100

ANALYTICAL RESULTS

Project: Houghland Canning
Pace Project No.: 50367377

Sample: MW-62I **Lab ID: 50367377004** Collected: 03/05/24 07:13 Received: 03/05/24 13:30 Matrix: Water

Parameters	Results	Units	Report Limit	DF	Prepared	Analyzed	CAS No.	Qual
8260 MSV Indiana	Analytical Method: EPA 5030/8260 Pace Analytical Services - Indianapolis							
Isopropylbenzene (Cumene)	ND	ug/L	5.0	1		03/08/24 15:47	98-82-8	
p-Isopropyltoluene	ND	ug/L	5.0	1		03/08/24 15:47	99-87-6	
Methylene Chloride	ND	ug/L	5.0	1		03/08/24 15:47	75-09-2	
1-Methylnaphthalene	ND	ug/L	10.0	1		03/08/24 15:47	90-12-0	
2-Methylnaphthalene	ND	ug/L	10.0	1		03/08/24 15:47	91-57-6	
4-Methyl-2-pentanone (MIBK)	ND	ug/L	25.0	1		03/08/24 15:47	108-10-1	
Methyl-tert-butyl ether	ND	ug/L	4.0	1		03/08/24 15:47	1634-04-4	
Naphthalene	ND	ug/L	1.2	1		03/08/24 15:47	91-20-3	
n-Propylbenzene	ND	ug/L	5.0	1		03/08/24 15:47	103-65-1	
Styrene	ND	ug/L	5.0	1		03/08/24 15:47	100-42-5	
1,1,1,2-Tetrachloroethane	ND	ug/L	5.0	1		03/08/24 15:47	630-20-6	
1,1,2,2-Tetrachloroethane	ND	ug/L	5.0	1		03/08/24 15:47	79-34-5	
Tetrachloroethene	ND	ug/L	5.0	1		03/08/24 15:47	127-18-4	
Toluene	ND	ug/L	5.0	1		03/08/24 15:47	108-88-3	
1,2,3-Trichlorobenzene	ND	ug/L	5.0	1		03/08/24 15:47	87-61-6	
1,2,4-Trichlorobenzene	ND	ug/L	5.0	1		03/08/24 15:47	120-82-1	
1,1,1-Trichloroethane	ND	ug/L	5.0	1		03/08/24 15:47	71-55-6	
1,1,2-Trichloroethane	ND	ug/L	5.0	1		03/08/24 15:47	79-00-5	
Trichloroethene	ND	ug/L	5.0	1		03/08/24 15:47	79-01-6	
Trichlorofluoromethane	ND	ug/L	5.0	1		03/08/24 15:47	75-69-4	
1,2,3-Trichloropropane	ND	ug/L	5.0	1		03/08/24 15:47	96-18-4	
1,2,4-Trimethylbenzene	ND	ug/L	5.0	1		03/08/24 15:47	95-63-6	
1,3,5-Trimethylbenzene	ND	ug/L	5.0	1		03/08/24 15:47	108-67-8	
Vinyl acetate	ND	ug/L	50.0	1		03/08/24 15:47	108-05-4	
Vinyl chloride	**964**	ug/L	20.0	10		03/11/24 16:26	75-01-4	
Xylene (Total)	ND	ug/L	10.0	1		03/08/24 15:47	1330-20-7	
Surrogates								
Dibromofluoromethane (S)	99	%.	82-128	1		03/08/24 15:47	1868-53-7	
4-Bromofluorobenzene (S)	100	%.	79-124	1		03/08/24 15:47	460-00-4	
Toluene-d8 (S)	100	%.	73-122	1		03/08/24 15:47	2037-26-5	

REPORT OF LABORATORY ANALYSIS

This report shall not be reproduced, except in full,
without the written consent of Pace Analytical Services, LLC.

Pace Analytical Services, LLC
7726 Moller Road
Indianapolis, IN 46268
(317)228-3100

ANALYTICAL RESULTS

Project: Houghland Canning
Pace Project No.: 50367377

Sample: MW-62D **Lab ID: 50367377005** Collected: 03/05/24 07:36 Received: 03/05/24 13:30 Matrix: Water

Parameters	Results	Units	Report Limit	DF	Prepared	Analyzed	CAS No.	Qual
8260 MSV Indiana	Analytical Method: EPA 5030/8260 Pace Analytical Services - Indianapolis							
Acetone	ND	ug/L	100	1		03/08/24 16:18	67-64-1	
Acrolein	ND	ug/L	50.0	1		03/08/24 16:18	107-02-8	
Acrylonitrile	ND	ug/L	100	1		03/08/24 16:18	107-13-1	
Benzene	ND	ug/L	5.0	1		03/08/24 16:18	71-43-2	
Bromobenzene	ND	ug/L	5.0	1		03/08/24 16:18	108-86-1	
Bromochloromethane	ND	ug/L	5.0	1		03/08/24 16:18	74-97-5	
Bromodichloromethane	ND	ug/L	5.0	1		03/08/24 16:18	75-27-4	
Bromoform	ND	ug/L	5.0	1		03/08/24 16:18	75-25-2	
Bromomethane	ND	ug/L	5.0	1		03/08/24 16:18	74-83-9	
2-Butanone (MEK)	ND	ug/L	25.0	1		03/08/24 16:18	78-93-3	
n-Butylbenzene	ND	ug/L	5.0	1		03/08/24 16:18	104-51-8	
sec-Butylbenzene	ND	ug/L	5.0	1		03/08/24 16:18	135-98-8	
tert-Butylbenzene	ND	ug/L	5.0	1		03/08/24 16:18	98-06-6	
Carbon disulfide	ND	ug/L	10.0	1		03/08/24 16:18	75-15-0	
Carbon tetrachloride	ND	ug/L	5.0	1		03/08/24 16:18	56-23-5	
Chlorobenzene	ND	ug/L	5.0	1		03/08/24 16:18	108-90-7	
Chloroethane	ND	ug/L	5.0	1		03/08/24 16:18	75-00-3	
Chloroform	ND	ug/L	5.0	1		03/08/24 16:18	67-66-3	
Chloromethane	ND	ug/L	5.0	1		03/08/24 16:18	74-87-3	
2-Chlorotoluene	ND	ug/L	5.0	1		03/08/24 16:18	95-49-8	
4-Chlorotoluene	ND	ug/L	5.0	1		03/08/24 16:18	106-43-4	
Dibromochloromethane	ND	ug/L	5.0	1		03/08/24 16:18	124-48-1	
1,2-Dibromoethane (EDB)	ND	ug/L	5.0	1		03/08/24 16:18	106-93-4	
Dibromomethane	ND	ug/L	5.0	1		03/08/24 16:18	74-95-3	
1,2-Dichlorobenzene	ND	ug/L	5.0	1		03/08/24 16:18	95-50-1	
1,3-Dichlorobenzene	ND	ug/L	5.0	1		03/08/24 16:18	541-73-1	
1,4-Dichlorobenzene	ND	ug/L	5.0	1		03/08/24 16:18	106-46-7	
trans-1,4-Dichloro-2-butene	ND	ug/L	100	1		03/08/24 16:18	110-57-6	
Dichlorodifluoromethane	ND	ug/L	5.0	1		03/08/24 16:18	75-71-8	
1,1-Dichloroethane	ND	ug/L	5.0	1		03/08/24 16:18	75-34-3	
1,2-Dichloroethane	ND	ug/L	5.0	1		03/08/24 16:18	107-06-2	
1,1-Dichloroethene	ND	ug/L	5.0	1		03/08/24 16:18	75-35-4	
cis-1,2-Dichloroethene	ND	ug/L	5.0	1		03/08/24 16:18	156-59-2	
trans-1,2-Dichloroethene	ND	ug/L	5.0	1		03/08/24 16:18	156-60-5	
1,2-Dichloropropane	ND	ug/L	5.0	1		03/08/24 16:18	78-87-5	
1,3-Dichloropropane	ND	ug/L	5.0	1		03/08/24 16:18	142-28-9	
2,2-Dichloropropane	ND	ug/L	5.0	1		03/08/24 16:18	594-20-7	
1,1-Dichloropropene	ND	ug/L	5.0	1		03/08/24 16:18	563-58-6	
cis-1,3-Dichloropropene	ND	ug/L	5.0	1		03/08/24 16:18	10061-01-5	
trans-1,3-Dichloropropene	ND	ug/L	5.0	1		03/08/24 16:18	10061-02-6	
Ethylbenzene	ND	ug/L	5.0	1		03/08/24 16:18	100-41-4	
Ethyl methacrylate	ND	ug/L	100	1		03/08/24 16:18	97-63-2	
Hexachloro-1,3-butadiene	ND	ug/L	5.0	1		03/08/24 16:18	87-68-3	
n-Hexane	ND	ug/L	5.0	1		03/08/24 16:18	110-54-3	
2-Hexanone	ND	ug/L	25.0	1		03/08/24 16:18	591-78-6	
Iodomethane	ND	ug/L	10.0	1		03/08/24 16:18	74-88-4	

REPORT OF LABORATORY ANALYSIS

This report shall not be reproduced, except in full,
without the written consent of Pace Analytical Services, LLC.

Pace Analytical Services, LLC
7726 Moller Road
Indianapolis, IN 46268
(317)228-3100

ANALYTICAL RESULTS

Project: Houghland Canning
Pace Project No.: 50367377

Sample: MW-62D **Lab ID: 50367377005** Collected: 03/05/24 07:36 Received: 03/05/24 13:30 Matrix: Water

Parameters	Results	Units	Report Limit	DF	Prepared	Analyzed	CAS No.	Qual
8260 MSV Indiana	Analytical Method: EPA 5030/8260 Pace Analytical Services - Indianapolis							
Isopropylbenzene (Cumene)	ND	ug/L	5.0	1		03/08/24 16:18	98-82-8	
p-Isopropyltoluene	ND	ug/L	5.0	1		03/08/24 16:18	99-87-6	
Methylene Chloride	ND	ug/L	5.0	1		03/08/24 16:18	75-09-2	
1-Methylnaphthalene	ND	ug/L	10.0	1		03/08/24 16:18	90-12-0	
2-Methylnaphthalene	ND	ug/L	10.0	1		03/08/24 16:18	91-57-6	
4-Methyl-2-pentanone (MIBK)	ND	ug/L	25.0	1		03/08/24 16:18	108-10-1	
Methyl-tert-butyl ether	ND	ug/L	4.0	1		03/08/24 16:18	1634-04-4	
Naphthalene	ND	ug/L	1.2	1		03/08/24 16:18	91-20-3	
n-Propylbenzene	ND	ug/L	5.0	1		03/08/24 16:18	103-65-1	
Styrene	ND	ug/L	5.0	1		03/08/24 16:18	100-42-5	
1,1,1,2-Tetrachloroethane	ND	ug/L	5.0	1		03/08/24 16:18	630-20-6	
1,1,2,2-Tetrachloroethane	ND	ug/L	5.0	1		03/08/24 16:18	79-34-5	
Tetrachloroethene	ND	ug/L	5.0	1		03/08/24 16:18	127-18-4	
Toluene	ND	ug/L	5.0	1		03/08/24 16:18	108-88-3	
1,2,3-Trichlorobenzene	ND	ug/L	5.0	1		03/08/24 16:18	87-61-6	
1,2,4-Trichlorobenzene	ND	ug/L	5.0	1		03/08/24 16:18	120-82-1	
1,1,1-Trichloroethane	ND	ug/L	5.0	1		03/08/24 16:18	71-55-6	
1,1,2-Trichloroethane	ND	ug/L	5.0	1		03/08/24 16:18	79-00-5	
Trichloroethene	ND	ug/L	5.0	1		03/08/24 16:18	79-01-6	
Trichlorofluoromethane	ND	ug/L	5.0	1		03/08/24 16:18	75-69-4	
1,2,3-Trichloropropane	ND	ug/L	5.0	1		03/08/24 16:18	96-18-4	
1,2,4-Trimethylbenzene	ND	ug/L	5.0	1		03/08/24 16:18	95-63-6	
1,3,5-Trimethylbenzene	ND	ug/L	5.0	1		03/08/24 16:18	108-67-8	
Vinyl acetate	ND	ug/L	50.0	1		03/08/24 16:18	108-05-4	
Vinyl chloride	**140**	ug/L	2.0	1		03/08/24 16:18	75-01-4	
Xylene (Total)	ND	ug/L	10.0	1		03/08/24 16:18	1330-20-7	
Surrogates								
Dibromofluoromethane (S)	102	%.	82-128	1		03/08/24 16:18	1868-53-7	
4-Bromofluorobenzene (S)	101	%.	79-124	1		03/08/24 16:18	460-00-4	
Toluene-d8 (S)	99	%.	73-122	1		03/08/24 16:18	2037-26-5	

REPORT OF LABORATORY ANALYSIS

This report shall not be reproduced, except in full,
without the written consent of Pace Analytical Services, LLC.

Pace Analytical Services, LLC
7726 Moller Road
Indianapolis, IN 46268
(317)228-3100

ANALYTICAL RESULTS

Project: Houghland Canning
Pace Project No.: 50367377

Sample: MW-63I **Lab ID: 50367377006** Collected: 03/04/24 11:00 Received: 03/05/24 13:30 Matrix: Water

Parameters	Results	Units	Report Limit	DF	Prepared	Analyzed	CAS No.	Qual
8260 MSV Indiana	Analytical Method: EPA 5030/8260 Pace Analytical Services - Indianapolis							
Acetone	ND	ug/L	100	1		03/08/24 16:49	67-64-1	
Acrolein	ND	ug/L	50.0	1		03/08/24 16:49	107-02-8	
Acrylonitrile	ND	ug/L	100	1		03/08/24 16:49	107-13-1	
Benzene	ND	ug/L	5.0	1		03/08/24 16:49	71-43-2	
Bromobenzene	ND	ug/L	5.0	1		03/08/24 16:49	108-86-1	
Bromochloromethane	ND	ug/L	5.0	1		03/08/24 16:49	74-97-5	
Bromodichloromethane	ND	ug/L	5.0	1		03/08/24 16:49	75-27-4	
Bromoform	ND	ug/L	5.0	1		03/08/24 16:49	75-25-2	
Bromomethane	ND	ug/L	5.0	1		03/08/24 16:49	74-83-9	
2-Butanone (MEK)	ND	ug/L	25.0	1		03/08/24 16:49	78-93-3	
n-Butylbenzene	ND	ug/L	5.0	1		03/08/24 16:49	104-51-8	
sec-Butylbenzene	ND	ug/L	5.0	1		03/08/24 16:49	135-98-8	
tert-Butylbenzene	ND	ug/L	5.0	1		03/08/24 16:49	98-06-6	
Carbon disulfide	ND	ug/L	10.0	1		03/08/24 16:49	75-15-0	
Carbon tetrachloride	ND	ug/L	5.0	1		03/08/24 16:49	56-23-5	
Chlorobenzene	ND	ug/L	5.0	1		03/08/24 16:49	108-90-7	
Chloroethane	ND	ug/L	5.0	1		03/08/24 16:49	75-00-3	
Chloroform	ND	ug/L	5.0	1		03/08/24 16:49	67-66-3	
Chloromethane	ND	ug/L	5.0	1		03/08/24 16:49	74-87-3	
2-Chlorotoluene	ND	ug/L	5.0	1		03/08/24 16:49	95-49-8	
4-Chlorotoluene	ND	ug/L	5.0	1		03/08/24 16:49	106-43-4	
Dibromochloromethane	ND	ug/L	5.0	1		03/08/24 16:49	124-48-1	
1,2-Dibromoethane (EDB)	ND	ug/L	5.0	1		03/08/24 16:49	106-93-4	
Dibromomethane	ND	ug/L	5.0	1		03/08/24 16:49	74-95-3	
1,2-Dichlorobenzene	ND	ug/L	5.0	1		03/08/24 16:49	95-50-1	
1,3-Dichlorobenzene	ND	ug/L	5.0	1		03/08/24 16:49	541-73-1	
1,4-Dichlorobenzene	ND	ug/L	5.0	1		03/08/24 16:49	106-46-7	
trans-1,4-Dichloro-2-butene	ND	ug/L	100	1		03/08/24 16:49	110-57-6	
Dichlorodifluoromethane	ND	ug/L	5.0	1		03/08/24 16:49	75-71-8	
1,1-Dichloroethane	ND	ug/L	5.0	1		03/08/24 16:49	75-34-3	
1,2-Dichloroethane	ND	ug/L	5.0	1		03/08/24 16:49	107-06-2	
1,1-Dichloroethene	ND	ug/L	5.0	1		03/08/24 16:49	75-35-4	
cis-1,2-Dichloroethene	**5.1**	ug/L	5.0	1		03/08/24 16:49	156-59-2	
trans-1,2-Dichloroethene	ND	ug/L	5.0	1		03/08/24 16:49	156-60-5	
1,2-Dichloropropane	ND	ug/L	5.0	1		03/08/24 16:49	78-87-5	
1,3-Dichloropropane	ND	ug/L	5.0	1		03/08/24 16:49	142-28-9	
2,2-Dichloropropane	ND	ug/L	5.0	1		03/08/24 16:49	594-20-7	
1,1-Dichloropropene	ND	ug/L	5.0	1		03/08/24 16:49	563-58-6	
cis-1,3-Dichloropropene	ND	ug/L	5.0	1		03/08/24 16:49	10061-01-5	
trans-1,3-Dichloropropene	ND	ug/L	5.0	1		03/08/24 16:49	10061-02-6	
Ethylbenzene	ND	ug/L	5.0	1		03/08/24 16:49	100-41-4	
Ethyl methacrylate	ND	ug/L	100	1		03/08/24 16:49	97-63-2	
Hexachloro-1,3-butadiene	ND	ug/L	5.0	1		03/08/24 16:49	87-68-3	
n-Hexane	ND	ug/L	5.0	1		03/08/24 16:49	110-54-3	
2-Hexanone	ND	ug/L	25.0	1		03/08/24 16:49	591-78-6	
Iodomethane	ND	ug/L	10.0	1		03/08/24 16:49	74-88-4	

REPORT OF LABORATORY ANALYSIS

This report shall not be reproduced, except in full,
without the written consent of Pace Analytical Services, LLC.

Pace Analytical Services, LLC
7726 Moller Road
Indianapolis, IN 46268
(317)228-3100

ANALYTICAL RESULTS

Project: Houghland Canning
Pace Project No.: 50367377

Sample: MW-63I **Lab ID: 50367377006** Collected: 03/04/24 11:00 Received: 03/05/24 13:30 Matrix: Water

Parameters	Results	Units	Report Limit	DF	Prepared	Analyzed	CAS No.	Qual
8260 MSV Indiana	Analytical Method: EPA 5030/8260 Pace Analytical Services - Indianapolis							
Isopropylbenzene (Cumene)	ND	ug/L	5.0	1		03/08/24 16:49	98-82-8	
p-Isopropyltoluene	ND	ug/L	5.0	1		03/08/24 16:49	99-87-6	
Methylene Chloride	ND	ug/L	5.0	1		03/08/24 16:49	75-09-2	
1-Methylnaphthalene	ND	ug/L	10.0	1		03/08/24 16:49	90-12-0	
2-Methylnaphthalene	ND	ug/L	10.0	1		03/08/24 16:49	91-57-6	
4-Methyl-2-pentanone (MIBK)	ND	ug/L	25.0	1		03/08/24 16:49	108-10-1	
Methyl-tert-butyl ether	ND	ug/L	4.0	1		03/08/24 16:49	1634-04-4	
Naphthalene	ND	ug/L	1.2	1		03/08/24 16:49	91-20-3	
n-Propylbenzene	ND	ug/L	5.0	1		03/08/24 16:49	103-65-1	
Styrene	ND	ug/L	5.0	1		03/08/24 16:49	100-42-5	
1,1,1,2-Tetrachloroethane	ND	ug/L	5.0	1		03/08/24 16:49	630-20-6	
1,1,2,2-Tetrachloroethane	ND	ug/L	5.0	1		03/08/24 16:49	79-34-5	
Tetrachloroethene	ND	ug/L	5.0	1		03/08/24 16:49	127-18-4	
Toluene	ND	ug/L	5.0	1		03/08/24 16:49	108-88-3	
1,2,3-Trichlorobenzene	ND	ug/L	5.0	1		03/08/24 16:49	87-61-6	
1,2,4-Trichlorobenzene	ND	ug/L	5.0	1		03/08/24 16:49	120-82-1	
1,1,1-Trichloroethane	ND	ug/L	5.0	1		03/08/24 16:49	71-55-6	
1,1,2-Trichloroethane	ND	ug/L	5.0	1		03/08/24 16:49	79-00-5	
Trichloroethene	ND	ug/L	5.0	1		03/08/24 16:49	79-01-6	
Trichlorofluoromethane	ND	ug/L	5.0	1		03/08/24 16:49	75-69-4	
1,2,3-Trichloropropane	ND	ug/L	5.0	1		03/08/24 16:49	96-18-4	
1,2,4-Trimethylbenzene	ND	ug/L	5.0	1		03/08/24 16:49	95-63-6	
1,3,5-Trimethylbenzene	ND	ug/L	5.0	1		03/08/24 16:49	108-67-8	
Vinyl acetate	ND	ug/L	50.0	1		03/08/24 16:49	108-05-4	
Vinyl chloride	ND	ug/L	2.0	1		03/08/24 16:49	75-01-4	
Xylene (Total)	ND	ug/L	10.0	1		03/08/24 16:49	1330-20-7	
Surrogates								
Dibromofluoromethane (S)	101	%.	82-128	1		03/08/24 16:49	1868-53-7	
4-Bromofluorobenzene (S)	100	%.	79-124	1		03/08/24 16:49	460-00-4	
Toluene-d8 (S)	100	%.	73-122	1		03/08/24 16:49	2037-26-5	

REPORT OF LABORATORY ANALYSIS

This report shall not be reproduced, except in full,
without the written consent of Pace Analytical Services, LLC.

Pace Analytical Services, LLC
7726 Moller Road
Indianapolis, IN 46268
(317)228-3100

ANALYTICAL RESULTS

Project: Houghland Canning
Pace Project No.: 50367377

Sample: MW-63D **Lab ID: 50367377007** Collected: 03/04/24 11:26 Received: 03/05/24 13:30 Matrix: Water

Parameters	Results	Units	Report Limit	DF	Prepared	Analyzed	CAS No.	Qual
8260 MSV Indiana	Analytical Method: EPA 5030/8260 Pace Analytical Services - Indianapolis							
Acetone	ND	ug/L	100	1		03/08/24 17:19	67-64-1	
Acrolein	ND	ug/L	50.0	1		03/08/24 17:19	107-02-8	
Acrylonitrile	ND	ug/L	100	1		03/08/24 17:19	107-13-1	
Benzene	ND	ug/L	5.0	1		03/08/24 17:19	71-43-2	
Bromobenzene	ND	ug/L	5.0	1		03/08/24 17:19	108-86-1	
Bromochloromethane	ND	ug/L	5.0	1		03/08/24 17:19	74-97-5	
Bromodichloromethane	ND	ug/L	5.0	1		03/08/24 17:19	75-27-4	
Bromoform	ND	ug/L	5.0	1		03/08/24 17:19	75-25-2	
Bromomethane	ND	ug/L	5.0	1		03/08/24 17:19	74-83-9	
2-Butanone (MEK)	ND	ug/L	25.0	1		03/08/24 17:19	78-93-3	
n-Butylbenzene	ND	ug/L	5.0	1		03/08/24 17:19	104-51-8	
sec-Butylbenzene	ND	ug/L	5.0	1		03/08/24 17:19	135-98-8	
tert-Butylbenzene	ND	ug/L	5.0	1		03/08/24 17:19	98-06-6	
Carbon disulfide	ND	ug/L	10.0	1		03/08/24 17:19	75-15-0	
Carbon tetrachloride	ND	ug/L	5.0	1		03/08/24 17:19	56-23-5	
Chlorobenzene	ND	ug/L	5.0	1		03/08/24 17:19	108-90-7	
Chloroethane	ND	ug/L	5.0	1		03/08/24 17:19	75-00-3	
Chloroform	ND	ug/L	5.0	1		03/08/24 17:19	67-66-3	
Chloromethane	ND	ug/L	5.0	1		03/08/24 17:19	74-87-3	
2-Chlorotoluene	ND	ug/L	5.0	1		03/08/24 17:19	95-49-8	
4-Chlorotoluene	ND	ug/L	5.0	1		03/08/24 17:19	106-43-4	
Dibromochloromethane	ND	ug/L	5.0	1		03/08/24 17:19	124-48-1	
1,2-Dibromoethane (EDB)	ND	ug/L	5.0	1		03/08/24 17:19	106-93-4	
Dibromomethane	ND	ug/L	5.0	1		03/08/24 17:19	74-95-3	
1,2-Dichlorobenzene	ND	ug/L	5.0	1		03/08/24 17:19	95-50-1	
1,3-Dichlorobenzene	ND	ug/L	5.0	1		03/08/24 17:19	541-73-1	
1,4-Dichlorobenzene	ND	ug/L	5.0	1		03/08/24 17:19	106-46-7	
trans-1,4-Dichloro-2-butene	ND	ug/L	100	1		03/08/24 17:19	110-57-6	
Dichlorodifluoromethane	ND	ug/L	5.0	1		03/08/24 17:19	75-71-8	
1,1-Dichloroethane	ND	ug/L	5.0	1		03/08/24 17:19	75-34-3	
1,2-Dichloroethane	ND	ug/L	5.0	1		03/08/24 17:19	107-06-2	
1,1-Dichloroethene	ND	ug/L	5.0	1		03/08/24 17:19	75-35-4	
cis-1,2-Dichloroethene	ND	ug/L	5.0	1		03/08/24 17:19	156-59-2	
trans-1,2-Dichloroethene	ND	ug/L	5.0	1		03/08/24 17:19	156-60-5	
1,2-Dichloropropane	ND	ug/L	5.0	1		03/08/24 17:19	78-87-5	
1,3-Dichloropropane	ND	ug/L	5.0	1		03/08/24 17:19	142-28-9	
2,2-Dichloropropane	ND	ug/L	5.0	1		03/08/24 17:19	594-20-7	
1,1-Dichloropropene	ND	ug/L	5.0	1		03/08/24 17:19	563-58-6	
cis-1,3-Dichloropropene	ND	ug/L	5.0	1		03/08/24 17:19	10061-01-5	
trans-1,3-Dichloropropene	ND	ug/L	5.0	1		03/08/24 17:19	10061-02-6	
Ethylbenzene	ND	ug/L	5.0	1		03/08/24 17:19	100-41-4	
Ethyl methacrylate	ND	ug/L	100	1		03/08/24 17:19	97-63-2	
Hexachloro-1,3-butadiene	ND	ug/L	5.0	1		03/08/24 17:19	87-68-3	
n-Hexane	ND	ug/L	5.0	1		03/08/24 17:19	110-54-3	
2-Hexanone	ND	ug/L	25.0	1		03/08/24 17:19	591-78-6	
Iodomethane	ND	ug/L	10.0	1		03/08/24 17:19	74-88-4	

REPORT OF LABORATORY ANALYSIS

This report shall not be reproduced, except in full,
without the written consent of Pace Analytical Services, LLC.

Pace Analytical Services, LLC
7726 Moller Road
Indianapolis, IN 46268
(317)228-3100

ANALYTICAL RESULTS

Project: Houghland Canning
Pace Project No.: 50367377

Sample: MW-63D **Lab ID: 50367377007** Collected: 03/04/24 11:26 Received: 03/05/24 13:30 Matrix: Water

Parameters	Results	Units	Report Limit	DF	Prepared	Analyzed	CAS No.	Qual
8260 MSV Indiana	Analytical Method: EPA 5030/8260 Pace Analytical Services - Indianapolis							
Isopropylbenzene (Cumene)	ND	ug/L	5.0	1		03/08/24 17:19	98-82-8	
p-Isopropyltoluene	ND	ug/L	5.0	1		03/08/24 17:19	99-87-6	
Methylene Chloride	ND	ug/L	5.0	1		03/08/24 17:19	75-09-2	
1-Methylnaphthalene	ND	ug/L	10.0	1		03/08/24 17:19	90-12-0	
2-Methylnaphthalene	ND	ug/L	10.0	1		03/08/24 17:19	91-57-6	
4-Methyl-2-pentanone (MIBK)	ND	ug/L	25.0	1		03/08/24 17:19	108-10-1	
Methyl-tert-butyl ether	ND	ug/L	4.0	1		03/08/24 17:19	1634-04-4	
Naphthalene	ND	ug/L	1.2	1		03/08/24 17:19	91-20-3	
n-Propylbenzene	ND	ug/L	5.0	1		03/08/24 17:19	103-65-1	
Styrene	ND	ug/L	5.0	1		03/08/24 17:19	100-42-5	
1,1,1,2-Tetrachloroethane	ND	ug/L	5.0	1		03/08/24 17:19	630-20-6	
1,1,2,2-Tetrachloroethane	ND	ug/L	5.0	1		03/08/24 17:19	79-34-5	
Tetrachloroethene	ND	ug/L	5.0	1		03/08/24 17:19	127-18-4	
Toluene	ND	ug/L	5.0	1		03/08/24 17:19	108-88-3	
1,2,3-Trichlorobenzene	ND	ug/L	5.0	1		03/08/24 17:19	87-61-6	
1,2,4-Trichlorobenzene	ND	ug/L	5.0	1		03/08/24 17:19	120-82-1	
1,1,1-Trichloroethane	ND	ug/L	5.0	1		03/08/24 17:19	71-55-6	
1,1,2-Trichloroethane	ND	ug/L	5.0	1		03/08/24 17:19	79-00-5	
Trichloroethene	ND	ug/L	5.0	1		03/08/24 17:19	79-01-6	
Trichlorofluoromethane	ND	ug/L	5.0	1		03/08/24 17:19	75-69-4	
1,2,3-Trichloropropane	ND	ug/L	5.0	1		03/08/24 17:19	96-18-4	
1,2,4-Trimethylbenzene	ND	ug/L	5.0	1		03/08/24 17:19	95-63-6	
1,3,5-Trimethylbenzene	ND	ug/L	5.0	1		03/08/24 17:19	108-67-8	
Vinyl acetate	ND	ug/L	50.0	1		03/08/24 17:19	108-05-4	
Vinyl chloride	**3.9**	ug/L	2.0	1		03/08/24 17:19	75-01-4	
Xylene (Total)	ND	ug/L	10.0	1		03/08/24 17:19	1330-20-7	
Surrogates								
Dibromofluoromethane (S)	102	%.	82-128	1		03/08/24 17:19	1868-53-7	
4-Bromofluorobenzene (S)	99	%.	79-124	1		03/08/24 17:19	460-00-4	
Toluene-d8 (S)	99	%.	73-122	1		03/08/24 17:19	2037-26-5	

REPORT OF LABORATORY ANALYSIS

This report shall not be reproduced, except in full,
without the written consent of Pace Analytical Services, LLC.

Pace Analytical Services, LLC
7726 Moller Road
Indianapolis, IN 46268
(317)228-3100

ANALYTICAL RESULTS

Project: Houghland Canning
Pace Project No.: 50367377

Sample: MW-59D **Lab ID: 50367377008** Collected: 03/04/24 09:25 Received: 03/05/24 13:30 Matrix: Water

Parameters	Results	Units	Report Limit	DF	Prepared	Analyzed	CAS No.	Qual
8260 MSV Indiana	Analytical Method: EPA 5030/8260 Pace Analytical Services - Indianapolis							
Acetone	ND	ug/L	100	1		03/08/24 18:51	67-64-1	
Acrolein	ND	ug/L	50.0	1		03/08/24 18:51	107-02-8	
Acrylonitrile	ND	ug/L	100	1		03/08/24 18:51	107-13-1	
Benzene	ND	ug/L	5.0	1		03/08/24 18:51	71-43-2	
Bromobenzene	ND	ug/L	5.0	1		03/08/24 18:51	108-86-1	
Bromochloromethane	ND	ug/L	5.0	1		03/08/24 18:51	74-97-5	
Bromodichloromethane	ND	ug/L	5.0	1		03/08/24 18:51	75-27-4	
Bromoform	ND	ug/L	5.0	1		03/08/24 18:51	75-25-2	
Bromomethane	ND	ug/L	5.0	1		03/08/24 18:51	74-83-9	
2-Butanone (MEK)	ND	ug/L	25.0	1		03/08/24 18:51	78-93-3	
n-Butylbenzene	ND	ug/L	5.0	1		03/08/24 18:51	104-51-8	
sec-Butylbenzene	ND	ug/L	5.0	1		03/08/24 18:51	135-98-8	
tert-Butylbenzene	ND	ug/L	5.0	1		03/08/24 18:51	98-06-6	
Carbon disulfide	ND	ug/L	10.0	1		03/08/24 18:51	75-15-0	
Carbon tetrachloride	ND	ug/L	5.0	1		03/08/24 18:51	56-23-5	
Chlorobenzene	ND	ug/L	5.0	1		03/08/24 18:51	108-90-7	
Chloroethane	ND	ug/L	5.0	1		03/08/24 18:51	75-00-3	
Chloroform	ND	ug/L	5.0	1		03/08/24 18:51	67-66-3	
Chloromethane	ND	ug/L	5.0	1		03/08/24 18:51	74-87-3	
2-Chlorotoluene	ND	ug/L	5.0	1		03/08/24 18:51	95-49-8	
4-Chlorotoluene	ND	ug/L	5.0	1		03/08/24 18:51	106-43-4	
Dibromochloromethane	ND	ug/L	5.0	1		03/08/24 18:51	124-48-1	
1,2-Dibromoethane (EDB)	ND	ug/L	5.0	1		03/08/24 18:51	106-93-4	
Dibromomethane	ND	ug/L	5.0	1		03/08/24 18:51	74-95-3	
1,2-Dichlorobenzene	ND	ug/L	5.0	1		03/08/24 18:51	95-50-1	
1,3-Dichlorobenzene	ND	ug/L	5.0	1		03/08/24 18:51	541-73-1	
1,4-Dichlorobenzene	ND	ug/L	5.0	1		03/08/24 18:51	106-46-7	
trans-1,4-Dichloro-2-butene	ND	ug/L	100	1		03/08/24 18:51	110-57-6	
Dichlorodifluoromethane	ND	ug/L	5.0	1		03/08/24 18:51	75-71-8	
1,1-Dichloroethane	ND	ug/L	5.0	1		03/08/24 18:51	75-34-3	
1,2-Dichloroethane	ND	ug/L	5.0	1		03/08/24 18:51	107-06-2	
1,1-Dichloroethene	ND	ug/L	5.0	1		03/08/24 18:51	75-35-4	
cis-1,2-Dichloroethene	**40.3**	ug/L	5.0	1		03/08/24 18:51	156-59-2	
trans-1,2-Dichloroethene	ND	ug/L	5.0	1		03/08/24 18:51	156-60-5	
1,2-Dichloropropane	ND	ug/L	5.0	1		03/08/24 18:51	78-87-5	
1,3-Dichloropropane	ND	ug/L	5.0	1		03/08/24 18:51	142-28-9	
2,2-Dichloropropane	ND	ug/L	5.0	1		03/08/24 18:51	594-20-7	
1,1-Dichloropropene	ND	ug/L	5.0	1		03/08/24 18:51	563-58-6	
cis-1,3-Dichloropropene	ND	ug/L	5.0	1		03/08/24 18:51	10061-01-5	
trans-1,3-Dichloropropene	ND	ug/L	5.0	1		03/08/24 18:51	10061-02-6	
Ethylbenzene	ND	ug/L	5.0	1		03/08/24 18:51	100-41-4	
Ethyl methacrylate	ND	ug/L	100	1		03/08/24 18:51	97-63-2	
Hexachloro-1,3-butadiene	ND	ug/L	5.0	1		03/08/24 18:51	87-68-3	
n-Hexane	ND	ug/L	5.0	1		03/08/24 18:51	110-54-3	
2-Hexanone	ND	ug/L	25.0	1		03/08/24 18:51	591-78-6	
Iodomethane	ND	ug/L	10.0	1		03/08/24 18:51	74-88-4	

REPORT OF LABORATORY ANALYSIS

This report shall not be reproduced, except in full,
without the written consent of Pace Analytical Services, LLC.

Pace Analytical Services, LLC
7726 Moller Road
Indianapolis, IN 46268
(317)228-3100

ANALYTICAL RESULTS

Project: Houghland Canning
Pace Project No.: 50367377

Sample: MW-59D **Lab ID: 50367377008** Collected: 03/04/24 09:25 Received: 03/05/24 13:30 Matrix: Water

Parameters	Results	Units	Report Limit	DF	Prepared	Analyzed	CAS No.	Qual
8260 MSV Indiana	Analytical Method: EPA 5030/8260 Pace Analytical Services - Indianapolis							
Isopropylbenzene (Cumene)	ND	ug/L	5.0	1		03/08/24 18:51	98-82-8	
p-Isopropyltoluene	ND	ug/L	5.0	1		03/08/24 18:51	99-87-6	
Methylene Chloride	ND	ug/L	5.0	1		03/08/24 18:51	75-09-2	
1-Methylnaphthalene	ND	ug/L	10.0	1		03/08/24 18:51	90-12-0	
2-Methylnaphthalene	ND	ug/L	10.0	1		03/08/24 18:51	91-57-6	
4-Methyl-2-pentanone (MIBK)	ND	ug/L	25.0	1		03/08/24 18:51	108-10-1	
Methyl-tert-butyl ether	ND	ug/L	4.0	1		03/08/24 18:51	1634-04-4	
Naphthalene	ND	ug/L	1.2	1		03/08/24 18:51	91-20-3	
n-Propylbenzene	ND	ug/L	5.0	1		03/08/24 18:51	103-65-1	
Styrene	ND	ug/L	5.0	1		03/08/24 18:51	100-42-5	
1,1,1,2-Tetrachloroethane	ND	ug/L	5.0	1		03/08/24 18:51	630-20-6	
1,1,2,2-Tetrachloroethane	ND	ug/L	5.0	1		03/08/24 18:51	79-34-5	
Tetrachloroethene	ND	ug/L	5.0	1		03/08/24 18:51	127-18-4	
Toluene	ND	ug/L	5.0	1		03/08/24 18:51	108-88-3	
1,2,3-Trichlorobenzene	ND	ug/L	5.0	1		03/08/24 18:51	87-61-6	
1,2,4-Trichlorobenzene	ND	ug/L	5.0	1		03/08/24 18:51	120-82-1	
1,1,1-Trichloroethane	ND	ug/L	5.0	1		03/08/24 18:51	71-55-6	
1,1,2-Trichloroethane	ND	ug/L	5.0	1		03/08/24 18:51	79-00-5	
Trichloroethene	ND	ug/L	5.0	1		03/08/24 18:51	79-01-6	
Trichlorofluoromethane	ND	ug/L	5.0	1		03/08/24 18:51	75-69-4	
1,2,3-Trichloropropane	ND	ug/L	5.0	1		03/08/24 18:51	96-18-4	
1,2,4-Trimethylbenzene	ND	ug/L	5.0	1		03/08/24 18:51	95-63-6	
1,3,5-Trimethylbenzene	ND	ug/L	5.0	1		03/08/24 18:51	108-67-8	
Vinyl acetate	ND	ug/L	50.0	1		03/08/24 18:51	108-05-4	
Vinyl chloride	ND	ug/L	2.0	1		03/08/24 18:51	75-01-4	
Xylene (Total)	ND	ug/L	10.0	1		03/08/24 18:51	1330-20-7	
Surrogates								
Dibromofluoromethane (S)	100	%.	82-128	1		03/08/24 18:51	1868-53-7	
4-Bromofluorobenzene (S)	99	%.	79-124	1		03/08/24 18:51	460-00-4	
Toluene-d8 (S)	99	%.	73-122	1		03/08/24 18:51	2037-26-5	

REPORT OF LABORATORY ANALYSIS

This report shall not be reproduced, except in full,
without the written consent of Pace Analytical Services, LLC.

Pace Analytical Services, LLC
7726 Moller Road
Indianapolis, IN 46268
(317)228-3100

ANALYTICAL RESULTS

Project: Houghland Canning
Pace Project No.: 50367377

Sample: MW-60D **Lab ID: 50367377009** Collected: 03/04/24 08:48 Received: 03/05/24 13:30 Matrix: Water

Parameters	Results	Units	Report Limit	DF	Prepared	Analyzed	CAS No.	Qual
8260 MSV Indiana	Analytical Method: EPA 5030/8260 Pace Analytical Services - Indianapolis							
Acetone	ND	ug/L	100	1		03/08/24 19:22	67-64-1	
Acrolein	ND	ug/L	50.0	1		03/08/24 19:22	107-02-8	
Acrylonitrile	ND	ug/L	100	1		03/08/24 19:22	107-13-1	
Benzene	ND	ug/L	5.0	1		03/08/24 19:22	71-43-2	
Bromobenzene	ND	ug/L	5.0	1		03/08/24 19:22	108-86-1	
Bromochloromethane	ND	ug/L	5.0	1		03/08/24 19:22	74-97-5	
Bromodichloromethane	ND	ug/L	5.0	1		03/08/24 19:22	75-27-4	
Bromoform	ND	ug/L	5.0	1		03/08/24 19:22	75-25-2	
Bromomethane	ND	ug/L	5.0	1		03/08/24 19:22	74-83-9	
2-Butanone (MEK)	ND	ug/L	25.0	1		03/08/24 19:22	78-93-3	
n-Butylbenzene	ND	ug/L	5.0	1		03/08/24 19:22	104-51-8	
sec-Butylbenzene	ND	ug/L	5.0	1		03/08/24 19:22	135-98-8	
tert-Butylbenzene	ND	ug/L	5.0	1		03/08/24 19:22	98-06-6	
Carbon disulfide	ND	ug/L	10.0	1		03/08/24 19:22	75-15-0	
Carbon tetrachloride	ND	ug/L	5.0	1		03/08/24 19:22	56-23-5	
Chlorobenzene	ND	ug/L	5.0	1		03/08/24 19:22	108-90-7	
Chloroethane	ND	ug/L	5.0	1		03/08/24 19:22	75-00-3	
Chloroform	ND	ug/L	5.0	1		03/08/24 19:22	67-66-3	
Chloromethane	ND	ug/L	5.0	1		03/08/24 19:22	74-87-3	
2-Chlorotoluene	ND	ug/L	5.0	1		03/08/24 19:22	95-49-8	
4-Chlorotoluene	ND	ug/L	5.0	1		03/08/24 19:22	106-43-4	
Dibromochloromethane	ND	ug/L	5.0	1		03/08/24 19:22	124-48-1	
1,2-Dibromoethane (EDB)	ND	ug/L	5.0	1		03/08/24 19:22	106-93-4	
Dibromomethane	ND	ug/L	5.0	1		03/08/24 19:22	74-95-3	
1,2-Dichlorobenzene	ND	ug/L	5.0	1		03/08/24 19:22	95-50-1	
1,3-Dichlorobenzene	ND	ug/L	5.0	1		03/08/24 19:22	541-73-1	
1,4-Dichlorobenzene	ND	ug/L	5.0	1		03/08/24 19:22	106-46-7	
trans-1,4-Dichloro-2-butene	ND	ug/L	100	1		03/08/24 19:22	110-57-6	
Dichlorodifluoromethane	ND	ug/L	5.0	1		03/08/24 19:22	75-71-8	
1,1-Dichloroethane	ND	ug/L	5.0	1		03/08/24 19:22	75-34-3	
1,2-Dichloroethane	ND	ug/L	5.0	1		03/08/24 19:22	107-06-2	
1,1-Dichloroethene	ND	ug/L	5.0	1		03/08/24 19:22	75-35-4	
cis-1,2-Dichloroethene	**354**	ug/L	50.0	10		03/08/24 19:53	156-59-2	
trans-1,2-Dichloroethene	**20.1**	ug/L	5.0	1		03/08/24 19:22	156-60-5	
1,2-Dichloropropane	ND	ug/L	5.0	1		03/08/24 19:22	78-87-5	
1,3-Dichloropropane	ND	ug/L	5.0	1		03/08/24 19:22	142-28-9	
2,2-Dichloropropane	ND	ug/L	5.0	1		03/08/24 19:22	594-20-7	
1,1-Dichloropropene	ND	ug/L	5.0	1		03/08/24 19:22	563-58-6	
cis-1,3-Dichloropropene	ND	ug/L	5.0	1		03/08/24 19:22	10061-01-5	
trans-1,3-Dichloropropene	ND	ug/L	5.0	1		03/08/24 19:22	10061-02-6	
Ethylbenzene	ND	ug/L	5.0	1		03/08/24 19:22	100-41-4	
Ethyl methacrylate	ND	ug/L	100	1		03/08/24 19:22	97-63-2	
Hexachloro-1,3-butadiene	ND	ug/L	5.0	1		03/08/24 19:22	87-68-3	
n-Hexane	ND	ug/L	5.0	1		03/08/24 19:22	110-54-3	
2-Hexanone	ND	ug/L	25.0	1		03/08/24 19:22	591-78-6	
Iodomethane	ND	ug/L	10.0	1		03/08/24 19:22	74-88-4	

REPORT OF LABORATORY ANALYSIS

This report shall not be reproduced, except in full,
without the written consent of Pace Analytical Services, LLC.

Pace Analytical Services, LLC
7726 Moller Road
Indianapolis, IN 46268
(317)228-3100

ANALYTICAL RESULTS

Project: Houghland Canning
Pace Project No.: 50367377

Sample: MW-60D **Lab ID: 50367377009** Collected: 03/04/24 08:48 Received: 03/05/24 13:30 Matrix: Water

Parameters	Results	Units	Report Limit	DF	Prepared	Analyzed	CAS No.	Qual
8260 MSV Indiana	Analytical Method: EPA 5030/8260 Pace Analytical Services - Indianapolis							
Isopropylbenzene (Cumene)	ND	ug/L	5.0	1		03/08/24 19:22	98-82-8	
p-Isopropyltoluene	ND	ug/L	5.0	1		03/08/24 19:22	99-87-6	
Methylene Chloride	ND	ug/L	5.0	1		03/08/24 19:22	75-09-2	
1-Methylnaphthalene	ND	ug/L	10.0	1		03/08/24 19:22	90-12-0	
2-Methylnaphthalene	ND	ug/L	10.0	1		03/08/24 19:22	91-57-6	
4-Methyl-2-pentanone (MIBK)	ND	ug/L	25.0	1		03/08/24 19:22	108-10-1	
Methyl-tert-butyl ether	ND	ug/L	4.0	1		03/08/24 19:22	1634-04-4	
Naphthalene	ND	ug/L	1.2	1		03/08/24 19:22	91-20-3	
n-Propylbenzene	ND	ug/L	5.0	1		03/08/24 19:22	103-65-1	
Styrene	ND	ug/L	5.0	1		03/08/24 19:22	100-42-5	
1,1,1,2-Tetrachloroethane	ND	ug/L	5.0	1		03/08/24 19:22	630-20-6	
1,1,2,2-Tetrachloroethane	ND	ug/L	5.0	1		03/08/24 19:22	79-34-5	
Tetrachloroethene	ND	ug/L	5.0	1		03/08/24 19:22	127-18-4	
Toluene	ND	ug/L	5.0	1		03/08/24 19:22	108-88-3	
1,2,3-Trichlorobenzene	ND	ug/L	5.0	1		03/08/24 19:22	87-61-6	
1,2,4-Trichlorobenzene	ND	ug/L	5.0	1		03/08/24 19:22	120-82-1	
1,1,1-Trichloroethane	ND	ug/L	5.0	1		03/08/24 19:22	71-55-6	
1,1,2-Trichloroethane	ND	ug/L	5.0	1		03/08/24 19:22	79-00-5	
Trichloroethene	ND	ug/L	5.0	1		03/08/24 19:22	79-01-6	
Trichlorofluoromethane	ND	ug/L	5.0	1		03/08/24 19:22	75-69-4	
1,2,3-Trichloropropane	ND	ug/L	5.0	1		03/08/24 19:22	96-18-4	
1,2,4-Trimethylbenzene	ND	ug/L	5.0	1		03/08/24 19:22	95-63-6	
1,3,5-Trimethylbenzene	ND	ug/L	5.0	1		03/08/24 19:22	108-67-8	
Vinyl acetate	ND	ug/L	50.0	1		03/08/24 19:22	108-05-4	
Vinyl chloride	**784**	ug/L	20.0	10		03/08/24 19:53	75-01-4	
Xylene (Total)	ND	ug/L	10.0	1		03/08/24 19:22	1330-20-7	
Surrogates								
Dibromofluoromethane (S)	101	%.	82-128	1		03/08/24 19:22	1868-53-7	
4-Bromofluorobenzene (S)	101	%.	79-124	1		03/08/24 19:22	460-00-4	
Toluene-d8 (S)	98	%.	73-122	1		03/08/24 19:22	2037-26-5	

REPORT OF LABORATORY ANALYSIS

This report shall not be reproduced, except in full,
without the written consent of Pace Analytical Services, LLC.

Pace Analytical Services, LLC
7726 Moller Road
Indianapolis, IN 46268
(317)228-3100

ANALYTICAL RESULTS

Project: Houghland Canning
Pace Project No.: 50367377

Sample: MW-60I **Lab ID: 50367377010** Collected: 03/04/24 07:57 Received: 03/05/24 13:30 Matrix: Water

Parameters	Results	Units	Report Limit	DF	Prepared	Analyzed	CAS No.	Qual
8260 MSV Indiana	Analytical Method: EPA 5030/8260 Pace Analytical Services - Indianapolis							
Acetone	ND	ug/L	100	1		03/08/24 20:24	67-64-1	
Acrolein	ND	ug/L	50.0	1		03/08/24 20:24	107-02-8	
Acrylonitrile	ND	ug/L	100	1		03/08/24 20:24	107-13-1	
Benzene	ND	ug/L	5.0	1		03/08/24 20:24	71-43-2	
Bromobenzene	ND	ug/L	5.0	1		03/08/24 20:24	108-86-1	
Bromochloromethane	ND	ug/L	5.0	1		03/08/24 20:24	74-97-5	
Bromodichloromethane	ND	ug/L	5.0	1		03/08/24 20:24	75-27-4	
Bromoform	ND	ug/L	5.0	1		03/08/24 20:24	75-25-2	
Bromomethane	ND	ug/L	5.0	1		03/08/24 20:24	74-83-9	
2-Butanone (MEK)	ND	ug/L	25.0	1		03/08/24 20:24	78-93-3	
n-Butylbenzene	ND	ug/L	5.0	1		03/08/24 20:24	104-51-8	
sec-Butylbenzene	ND	ug/L	5.0	1		03/08/24 20:24	135-98-8	
tert-Butylbenzene	ND	ug/L	5.0	1		03/08/24 20:24	98-06-6	
Carbon disulfide	ND	ug/L	10.0	1		03/08/24 20:24	75-15-0	
Carbon tetrachloride	ND	ug/L	5.0	1		03/08/24 20:24	56-23-5	
Chlorobenzene	ND	ug/L	5.0	1		03/08/24 20:24	108-90-7	
Chloroethane	ND	ug/L	5.0	1		03/08/24 20:24	75-00-3	
Chloroform	ND	ug/L	5.0	1		03/08/24 20:24	67-66-3	
Chloromethane	ND	ug/L	5.0	1		03/08/24 20:24	74-87-3	
2-Chlorotoluene	ND	ug/L	5.0	1		03/08/24 20:24	95-49-8	
4-Chlorotoluene	ND	ug/L	5.0	1		03/08/24 20:24	106-43-4	
Dibromochloromethane	ND	ug/L	5.0	1		03/08/24 20:24	124-48-1	
1,2-Dibromoethane (EDB)	ND	ug/L	5.0	1		03/08/24 20:24	106-93-4	
Dibromomethane	ND	ug/L	5.0	1		03/08/24 20:24	74-95-3	
1,2-Dichlorobenzene	ND	ug/L	5.0	1		03/08/24 20:24	95-50-1	
1,3-Dichlorobenzene	ND	ug/L	5.0	1		03/08/24 20:24	541-73-1	
1,4-Dichlorobenzene	ND	ug/L	5.0	1		03/08/24 20:24	106-46-7	
trans-1,4-Dichloro-2-butene	ND	ug/L	100	1		03/08/24 20:24	110-57-6	
Dichlorodifluoromethane	ND	ug/L	5.0	1		03/08/24 20:24	75-71-8	
1,1-Dichloroethane	ND	ug/L	5.0	1		03/08/24 20:24	75-34-3	
1,2-Dichloroethane	ND	ug/L	5.0	1		03/08/24 20:24	107-06-2	
1,1-Dichloroethene	ND	ug/L	5.0	1		03/08/24 20:24	75-35-4	
cis-1,2-Dichloroethene	**424**	ug/L	50.0	10		03/08/24 20:55	156-59-2	
trans-1,2-Dichloroethene	ND	ug/L	5.0	1		03/08/24 20:24	156-60-5	
1,2-Dichloropropane	ND	ug/L	5.0	1		03/08/24 20:24	78-87-5	
1,3-Dichloropropane	ND	ug/L	5.0	1		03/08/24 20:24	142-28-9	
2,2-Dichloropropane	ND	ug/L	5.0	1		03/08/24 20:24	594-20-7	
1,1-Dichloropropene	ND	ug/L	5.0	1		03/08/24 20:24	563-58-6	
cis-1,3-Dichloropropene	ND	ug/L	5.0	1		03/08/24 20:24	10061-01-5	
trans-1,3-Dichloropropene	ND	ug/L	5.0	1		03/08/24 20:24	10061-02-6	
Ethylbenzene	ND	ug/L	5.0	1		03/08/24 20:24	100-41-4	
Ethyl methacrylate	ND	ug/L	100	1		03/08/24 20:24	97-63-2	
Hexachloro-1,3-butadiene	ND	ug/L	5.0	1		03/08/24 20:24	87-68-3	
n-Hexane	ND	ug/L	5.0	1		03/08/24 20:24	110-54-3	
2-Hexanone	ND	ug/L	25.0	1		03/08/24 20:24	591-78-6	
Iodomethane	ND	ug/L	10.0	1		03/08/24 20:24	74-88-4	

REPORT OF LABORATORY ANALYSIS

This report shall not be reproduced, except in full,
without the written consent of Pace Analytical Services, LLC.

Pace Analytical Services, LLC
7726 Moller Road
Indianapolis, IN 46268
(317)228-3100

ANALYTICAL RESULTS

Project: Houghland Canning
Pace Project No.: 50367377

Sample: MW-60I **Lab ID: 50367377010** Collected: 03/04/24 07:57 Received: 03/05/24 13:30 Matrix: Water

Parameters	Results	Units	Report Limit	DF	Prepared	Analyzed	CAS No.	Qual
8260 MSV Indiana	Analytical Method: EPA 5030/8260 Pace Analytical Services - Indianapolis							
Isopropylbenzene (Cumene)	ND	ug/L	5.0	1		03/08/24 20:24	98-82-8	
p-Isopropyltoluene	ND	ug/L	5.0	1		03/08/24 20:24	99-87-6	
Methylene Chloride	ND	ug/L	5.0	1		03/08/24 20:24	75-09-2	
1-Methylnaphthalene	ND	ug/L	10.0	1		03/08/24 20:24	90-12-0	
2-Methylnaphthalene	ND	ug/L	10.0	1		03/08/24 20:24	91-57-6	
4-Methyl-2-pentanone (MIBK)	ND	ug/L	25.0	1		03/08/24 20:24	108-10-1	
Methyl-tert-butyl ether	ND	ug/L	4.0	1		03/08/24 20:24	1634-04-4	
Naphthalene	ND	ug/L	1.2	1		03/08/24 20:24	91-20-3	
n-Propylbenzene	ND	ug/L	5.0	1		03/08/24 20:24	103-65-1	
Styrene	ND	ug/L	5.0	1		03/08/24 20:24	100-42-5	
1,1,1,2-Tetrachloroethane	ND	ug/L	5.0	1		03/08/24 20:24	630-20-6	
1,1,2,2-Tetrachloroethane	ND	ug/L	5.0	1		03/08/24 20:24	79-34-5	
Tetrachloroethene	ND	ug/L	5.0	1		03/08/24 20:24	127-18-4	
Toluene	ND	ug/L	5.0	1		03/08/24 20:24	108-88-3	
1,2,3-Trichlorobenzene	ND	ug/L	5.0	1		03/08/24 20:24	87-61-6	
1,2,4-Trichlorobenzene	ND	ug/L	5.0	1		03/08/24 20:24	120-82-1	
1,1,1-Trichloroethane	ND	ug/L	5.0	1		03/08/24 20:24	71-55-6	
1,1,2-Trichloroethane	ND	ug/L	5.0	1		03/08/24 20:24	79-00-5	
Trichloroethene	ND	ug/L	5.0	1		03/08/24 20:24	79-01-6	
Trichlorofluoromethane	ND	ug/L	5.0	1		03/08/24 20:24	75-69-4	
1,2,3-Trichloropropane	ND	ug/L	5.0	1		03/08/24 20:24	96-18-4	
1,2,4-Trimethylbenzene	ND	ug/L	5.0	1		03/08/24 20:24	95-63-6	
1,3,5-Trimethylbenzene	ND	ug/L	5.0	1		03/08/24 20:24	108-67-8	
Vinyl acetate	ND	ug/L	50.0	1		03/08/24 20:24	108-05-4	
Vinyl chloride	**580**	ug/L	20.0	10		03/08/24 20:55	75-01-4	
Xylene (Total)	ND	ug/L	10.0	1		03/08/24 20:24	1330-20-7	
Surrogates								
Dibromofluoromethane (S)	100	%.	82-128	1		03/08/24 20:24	1868-53-7	
4-Bromofluorobenzene (S)	100	%.	79-124	1		03/08/24 20:24	460-00-4	
Toluene-d8 (S)	99	%.	73-122	1		03/08/24 20:24	2037-26-5	

REPORT OF LABORATORY ANALYSIS

This report shall not be reproduced, except in full,
without the written consent of Pace Analytical Services, LLC.

Pace Analytical Services, LLC
7726 Moller Road
Indianapolis, IN 46268
(317)228-3100

ANALYTICAL RESULTS

Project: Houghland Canning
Pace Project No.: 50367377

Sample: MW-60S **Lab ID: 50367377011** Collected: 03/04/24 08:25 Received: 03/05/24 13:30 Matrix: Water

Parameters	Results	Units	Report Limit	DF	Prepared	Analyzed	CAS No.	Qual
8260 MSV Indiana	Analytical Method: EPA 5030/8260 Pace Analytical Services - Indianapolis							
Acetone	ND	ug/L	100	1		03/11/24 17:10	67-64-1	
Acrolein	ND	ug/L	50.0	1		03/11/24 17:10	107-02-8	
Acrylonitrile	ND	ug/L	100	1		03/11/24 17:10	107-13-1	
Benzene	ND	ug/L	5.0	1		03/11/24 17:10	71-43-2	
Bromobenzene	ND	ug/L	5.0	1		03/11/24 17:10	108-86-1	
Bromochloromethane	ND	ug/L	5.0	1		03/11/24 17:10	74-97-5	
Bromodichloromethane	ND	ug/L	5.0	1		03/11/24 17:10	75-27-4	
Bromoform	ND	ug/L	5.0	1		03/11/24 17:10	75-25-2	
Bromomethane	ND	ug/L	5.0	1		03/11/24 17:10	74-83-9	
2-Butanone (MEK)	ND	ug/L	25.0	1		03/11/24 17:10	78-93-3	
n-Butylbenzene	ND	ug/L	5.0	1		03/11/24 17:10	104-51-8	
sec-Butylbenzene	ND	ug/L	5.0	1		03/11/24 17:10	135-98-8	
tert-Butylbenzene	ND	ug/L	5.0	1		03/11/24 17:10	98-06-6	
Carbon disulfide	ND	ug/L	10.0	1		03/11/24 17:10	75-15-0	
Carbon tetrachloride	ND	ug/L	5.0	1		03/11/24 17:10	56-23-5	
Chlorobenzene	ND	ug/L	5.0	1		03/11/24 17:10	108-90-7	
Chloroethane	ND	ug/L	5.0	1		03/11/24 17:10	75-00-3	
Chloroform	ND	ug/L	5.0	1		03/11/24 17:10	67-66-3	
Chloromethane	ND	ug/L	5.0	1		03/11/24 17:10	74-87-3	
2-Chlorotoluene	ND	ug/L	5.0	1		03/11/24 17:10	95-49-8	
4-Chlorotoluene	ND	ug/L	5.0	1		03/11/24 17:10	106-43-4	
Dibromochloromethane	ND	ug/L	5.0	1		03/11/24 17:10	124-48-1	
1,2-Dibromoethane (EDB)	ND	ug/L	5.0	1		03/11/24 17:10	106-93-4	
Dibromomethane	ND	ug/L	5.0	1		03/11/24 17:10	74-95-3	
1,2-Dichlorobenzene	ND	ug/L	5.0	1		03/11/24 17:10	95-50-1	
1,3-Dichlorobenzene	ND	ug/L	5.0	1		03/11/24 17:10	541-73-1	
1,4-Dichlorobenzene	ND	ug/L	5.0	1		03/11/24 17:10	106-46-7	
trans-1,4-Dichloro-2-butene	ND	ug/L	100	1		03/11/24 17:10	110-57-6	
Dichlorodifluoromethane	ND	ug/L	5.0	1		03/11/24 17:10	75-71-8	
1,1-Dichloroethane	ND	ug/L	5.0	1		03/11/24 17:10	75-34-3	
1,2-Dichloroethane	ND	ug/L	5.0	1		03/11/24 17:10	107-06-2	
1,1-Dichloroethene	ND	ug/L	5.0	1		03/11/24 17:10	75-35-4	
cis-1,2-Dichloroethene	ND	ug/L	5.0	1		03/11/24 17:10	156-59-2	
trans-1,2-Dichloroethene	ND	ug/L	5.0	1		03/11/24 17:10	156-60-5	
1,2-Dichloropropane	ND	ug/L	5.0	1		03/11/24 17:10	78-87-5	
1,3-Dichloropropane	ND	ug/L	5.0	1		03/11/24 17:10	142-28-9	
2,2-Dichloropropane	ND	ug/L	5.0	1		03/11/24 17:10	594-20-7	
1,1-Dichloropropene	ND	ug/L	5.0	1		03/11/24 17:10	563-58-6	
cis-1,3-Dichloropropene	ND	ug/L	5.0	1		03/11/24 17:10	10061-01-5	
trans-1,3-Dichloropropene	ND	ug/L	5.0	1		03/11/24 17:10	10061-02-6	
Ethylbenzene	ND	ug/L	5.0	1		03/11/24 17:10	100-41-4	
Ethyl methacrylate	ND	ug/L	100	1		03/11/24 17:10	97-63-2	
Hexachloro-1,3-butadiene	ND	ug/L	5.0	1		03/11/24 17:10	87-68-3	
n-Hexane	ND	ug/L	5.0	1		03/11/24 17:10	110-54-3	
2-Hexanone	ND	ug/L	25.0	1		03/11/24 17:10	591-78-6	
Iodomethane	ND	ug/L	10.0	1		03/11/24 17:10	74-88-4	

REPORT OF LABORATORY ANALYSIS

This report shall not be reproduced, except in full,
without the written consent of Pace Analytical Services, LLC.

Pace Analytical Services, LLC
7726 Moller Road
Indianapolis, IN 46268
(317)228-3100

ANALYTICAL RESULTS

Project: Houghland Canning
Pace Project No.: 50367377

Sample: MW-60S **Lab ID: 50367377011** Collected: 03/04/24 08:25 Received: 03/05/24 13:30 Matrix: Water

Parameters	Results	Units	Report Limit	DF	Prepared	Analyzed	CAS No.	Qual
8260 MSV Indiana	Analytical Method: EPA 5030/8260 Pace Analytical Services - Indianapolis							
Isopropylbenzene (Cumene)	ND	ug/L	5.0	1		03/11/24 17:10	98-82-8	
p-Isopropyltoluene	ND	ug/L	5.0	1		03/11/24 17:10	99-87-6	
Methylene Chloride	ND	ug/L	5.0	1		03/11/24 17:10	75-09-2	
1-Methylnaphthalene	ND	ug/L	10.0	1		03/11/24 17:10	90-12-0	
2-Methylnaphthalene	ND	ug/L	10.0	1		03/11/24 17:10	91-57-6	
4-Methyl-2-pentanone (MIBK)	ND	ug/L	25.0	1		03/11/24 17:10	108-10-1	
Methyl-tert-butyl ether	ND	ug/L	4.0	1		03/11/24 17:10	1634-04-4	
Naphthalene	ND	ug/L	1.2	1		03/11/24 17:10	91-20-3	
n-Propylbenzene	ND	ug/L	5.0	1		03/11/24 17:10	103-65-1	
Styrene	ND	ug/L	5.0	1		03/11/24 17:10	100-42-5	
1,1,1,2-Tetrachloroethane	ND	ug/L	5.0	1		03/11/24 17:10	630-20-6	
1,1,2,2-Tetrachloroethane	ND	ug/L	5.0	1		03/11/24 17:10	79-34-5	
Tetrachloroethene	ND	ug/L	5.0	1		03/11/24 17:10	127-18-4	
Toluene	ND	ug/L	5.0	1		03/11/24 17:10	108-88-3	
1,2,3-Trichlorobenzene	ND	ug/L	5.0	1		03/11/24 17:10	87-61-6	
1,2,4-Trichlorobenzene	ND	ug/L	5.0	1		03/11/24 17:10	120-82-1	
1,1,1-Trichloroethane	ND	ug/L	5.0	1		03/11/24 17:10	71-55-6	
1,1,2-Trichloroethane	ND	ug/L	5.0	1		03/11/24 17:10	79-00-5	
Trichloroethene	ND	ug/L	5.0	1		03/11/24 17:10	79-01-6	
Trichlorofluoromethane	ND	ug/L	5.0	1		03/11/24 17:10	75-69-4	
1,2,3-Trichloropropane	ND	ug/L	5.0	1		03/11/24 17:10	96-18-4	
1,2,4-Trimethylbenzene	ND	ug/L	5.0	1		03/11/24 17:10	95-63-6	
1,3,5-Trimethylbenzene	ND	ug/L	5.0	1		03/11/24 17:10	108-67-8	
Vinyl acetate	ND	ug/L	50.0	1		03/11/24 17:10	108-05-4	
Vinyl chloride	ND	ug/L	2.0	1		03/11/24 17:10	75-01-4	
Xylene (Total)	ND	ug/L	10.0	1		03/11/24 17:10	1330-20-7	
Surrogates								
Dibromofluoromethane (S)	98	%.	82-128	1		03/11/24 17:10	1868-53-7	
4-Bromofluorobenzene (S)	100	%.	79-124	1		03/11/24 17:10	460-00-4	
Toluene-d8 (S)	100	%.	73-122	1		03/11/24 17:10	2037-26-5	

REPORT OF LABORATORY ANALYSIS

This report shall not be reproduced, except in full,
without the written consent of Pace Analytical Services, LLC.

Pace Analytical Services, LLC
7726 Moller Road
Indianapolis, IN 46268
(317)228-3100

ANALYTICAL RESULTS

Project: Houghland Canning
Pace Project No.: 50367377

Sample: MW-61D **Lab ID: 50367377012** Collected: 03/01/24 10:33 Received: 03/05/24 13:30 Matrix: Water

Parameters	Results	Units	Report Limit	DF	Prepared	Analyzed	CAS No.	Qual
8260 MSV Indiana	Analytical Method: EPA 5030/8260 Pace Analytical Services - Indianapolis							
Acetone	ND	ug/L	100	1		03/08/24 21:27	67-64-1	
Acrolein	ND	ug/L	50.0	1		03/08/24 21:27	107-02-8	
Acrylonitrile	ND	ug/L	100	1		03/08/24 21:27	107-13-1	
Benzene	ND	ug/L	5.0	1		03/08/24 21:27	71-43-2	
Bromobenzene	ND	ug/L	5.0	1		03/08/24 21:27	108-86-1	
Bromochloromethane	ND	ug/L	5.0	1		03/08/24 21:27	74-97-5	
Bromodichloromethane	ND	ug/L	5.0	1		03/08/24 21:27	75-27-4	
Bromoform	ND	ug/L	5.0	1		03/08/24 21:27	75-25-2	
Bromomethane	ND	ug/L	5.0	1		03/08/24 21:27	74-83-9	
2-Butanone (MEK)	ND	ug/L	25.0	1		03/08/24 21:27	78-93-3	
n-Butylbenzene	ND	ug/L	5.0	1		03/08/24 21:27	104-51-8	
sec-Butylbenzene	ND	ug/L	5.0	1		03/08/24 21:27	135-98-8	
tert-Butylbenzene	ND	ug/L	5.0	1		03/08/24 21:27	98-06-6	
Carbon disulfide	ND	ug/L	10.0	1		03/08/24 21:27	75-15-0	
Carbon tetrachloride	ND	ug/L	5.0	1		03/08/24 21:27	56-23-5	
Chlorobenzene	ND	ug/L	5.0	1		03/08/24 21:27	108-90-7	
Chloroethane	ND	ug/L	5.0	1		03/08/24 21:27	75-00-3	
Chloroform	ND	ug/L	5.0	1		03/08/24 21:27	67-66-3	
Chloromethane	ND	ug/L	5.0	1		03/08/24 21:27	74-87-3	
2-Chlorotoluene	ND	ug/L	5.0	1		03/08/24 21:27	95-49-8	
4-Chlorotoluene	ND	ug/L	5.0	1		03/08/24 21:27	106-43-4	
Dibromochloromethane	ND	ug/L	5.0	1		03/08/24 21:27	124-48-1	
1,2-Dibromoethane (EDB)	ND	ug/L	5.0	1		03/08/24 21:27	106-93-4	
Dibromomethane	ND	ug/L	5.0	1		03/08/24 21:27	74-95-3	
1,2-Dichlorobenzene	ND	ug/L	5.0	1		03/08/24 21:27	95-50-1	
1,3-Dichlorobenzene	ND	ug/L	5.0	1		03/08/24 21:27	541-73-1	
1,4-Dichlorobenzene	ND	ug/L	5.0	1		03/08/24 21:27	106-46-7	
trans-1,4-Dichloro-2-butene	ND	ug/L	100	1		03/08/24 21:27	110-57-6	
Dichlorodifluoromethane	ND	ug/L	5.0	1		03/08/24 21:27	75-71-8	
1,1-Dichloroethane	ND	ug/L	5.0	1		03/08/24 21:27	75-34-3	
1,2-Dichloroethane	ND	ug/L	5.0	1		03/08/24 21:27	107-06-2	
1,1-Dichloroethene	ND	ug/L	5.0	1		03/08/24 21:27	75-35-4	
cis-1,2-Dichloroethene	**5.3**	ug/L	5.0	1		03/08/24 21:27	156-59-2	
trans-1,2-Dichloroethene	ND	ug/L	5.0	1		03/08/24 21:27	156-60-5	
1,2-Dichloropropane	ND	ug/L	5.0	1		03/08/24 21:27	78-87-5	
1,3-Dichloropropane	ND	ug/L	5.0	1		03/08/24 21:27	142-28-9	
2,2-Dichloropropane	ND	ug/L	5.0	1		03/08/24 21:27	594-20-7	
1,1-Dichloropropene	ND	ug/L	5.0	1		03/08/24 21:27	563-58-6	
cis-1,3-Dichloropropene	ND	ug/L	5.0	1		03/08/24 21:27	10061-01-5	
trans-1,3-Dichloropropene	ND	ug/L	5.0	1		03/08/24 21:27	10061-02-6	
Ethylbenzene	ND	ug/L	5.0	1		03/08/24 21:27	100-41-4	
Ethyl methacrylate	ND	ug/L	100	1		03/08/24 21:27	97-63-2	
Hexachloro-1,3-butadiene	ND	ug/L	5.0	1		03/08/24 21:27	87-68-3	
n-Hexane	ND	ug/L	5.0	1		03/08/24 21:27	110-54-3	
2-Hexanone	ND	ug/L	25.0	1		03/08/24 21:27	591-78-6	
Iodomethane	ND	ug/L	10.0	1		03/08/24 21:27	74-88-4	

REPORT OF LABORATORY ANALYSIS

This report shall not be reproduced, except in full,
without the written consent of Pace Analytical Services, LLC.

Pace Analytical Services, LLC
7726 Moller Road
Indianapolis, IN 46268
(317)228-3100

ANALYTICAL RESULTS

Project: Houghland Canning
Pace Project No.: 50367377

Sample: MW-61D **Lab ID: 50367377012** Collected: 03/01/24 10:33 Received: 03/05/24 13:30 Matrix: Water

Parameters	Results	Units	Report Limit	DF	Prepared	Analyzed	CAS No.	Qual
8260 MSV Indiana	Analytical Method: EPA 5030/8260 Pace Analytical Services - Indianapolis							
Isopropylbenzene (Cumene)	ND	ug/L	5.0	1		03/08/24 21:27	98-82-8	
p-Isopropyltoluene	ND	ug/L	5.0	1		03/08/24 21:27	99-87-6	
Methylene Chloride	ND	ug/L	5.0	1		03/08/24 21:27	75-09-2	
1-Methylnaphthalene	ND	ug/L	10.0	1		03/08/24 21:27	90-12-0	
2-Methylnaphthalene	ND	ug/L	10.0	1		03/08/24 21:27	91-57-6	
4-Methyl-2-pentanone (MIBK)	ND	ug/L	25.0	1		03/08/24 21:27	108-10-1	
Methyl-tert-butyl ether	ND	ug/L	4.0	1		03/08/24 21:27	1634-04-4	
Naphthalene	ND	ug/L	1.2	1		03/08/24 21:27	91-20-3	
n-Propylbenzene	ND	ug/L	5.0	1		03/08/24 21:27	103-65-1	
Styrene	ND	ug/L	5.0	1		03/08/24 21:27	100-42-5	
1,1,1,2-Tetrachloroethane	ND	ug/L	5.0	1		03/08/24 21:27	630-20-6	
1,1,2,2-Tetrachloroethane	ND	ug/L	5.0	1		03/08/24 21:27	79-34-5	
Tetrachloroethene	ND	ug/L	5.0	1		03/08/24 21:27	127-18-4	
Toluene	ND	ug/L	5.0	1		03/08/24 21:27	108-88-3	
1,2,3-Trichlorobenzene	ND	ug/L	5.0	1		03/08/24 21:27	87-61-6	
1,2,4-Trichlorobenzene	ND	ug/L	5.0	1		03/08/24 21:27	120-82-1	
1,1,1-Trichloroethane	ND	ug/L	5.0	1		03/08/24 21:27	71-55-6	
1,1,2-Trichloroethane	ND	ug/L	5.0	1		03/08/24 21:27	79-00-5	
Trichloroethene	ND	ug/L	5.0	1		03/08/24 21:27	79-01-6	
Trichlorofluoromethane	ND	ug/L	5.0	1		03/08/24 21:27	75-69-4	
1,2,3-Trichloropropane	ND	ug/L	5.0	1		03/08/24 21:27	96-18-4	
1,2,4-Trimethylbenzene	ND	ug/L	5.0	1		03/08/24 21:27	95-63-6	
1,3,5-Trimethylbenzene	ND	ug/L	5.0	1		03/08/24 21:27	108-67-8	
Vinyl acetate	ND	ug/L	50.0	1		03/08/24 21:27	108-05-4	
Vinyl chloride	ND	ug/L	2.0	1		03/08/24 21:27	75-01-4	
Xylene (Total)	ND	ug/L	10.0	1		03/08/24 21:27	1330-20-7	
Surrogates								
Dibromofluoromethane (S)	98	%.	82-128	1		03/08/24 21:27	1868-53-7	
4-Bromofluorobenzene (S)	98	%.	79-124	1		03/08/24 21:27	460-00-4	
Toluene-d8 (S)	99	%.	73-122	1		03/08/24 21:27	2037-26-5	

REPORT OF LABORATORY ANALYSIS

This report shall not be reproduced, except in full,
without the written consent of Pace Analytical Services, LLC.

Pace Analytical Services, LLC
7726 Moller Road
Indianapolis, IN 46268
(317)228-3100

ANALYTICAL RESULTS

Project: Houghland Canning
Pace Project No.: 50367377

Sample: MW-61I **Lab ID: 50367377013** Collected: 03/01/24 10:08 Received: 03/05/24 13:30 Matrix: Water

Parameters	Results	Units	Report Limit	DF	Prepared	Analyzed	CAS No.	Qual
8260 MSV Indiana	Analytical Method: EPA 5030/8260 Pace Analytical Services - Indianapolis							
Acetone	ND	ug/L	100	1		03/11/24 15:21	67-64-1	
Acrolein	ND	ug/L	50.0	1		03/11/24 15:21	107-02-8	
Acrylonitrile	ND	ug/L	100	1		03/11/24 15:21	107-13-1	
Benzene	ND	ug/L	5.0	1		03/11/24 15:21	71-43-2	
Bromobenzene	ND	ug/L	5.0	1		03/11/24 15:21	108-86-1	
Bromochloromethane	ND	ug/L	5.0	1		03/11/24 15:21	74-97-5	
Bromodichloromethane	ND	ug/L	5.0	1		03/11/24 15:21	75-27-4	
Bromoform	ND	ug/L	5.0	1		03/11/24 15:21	75-25-2	
Bromomethane	ND	ug/L	5.0	1		03/11/24 15:21	74-83-9	
2-Butanone (MEK)	ND	ug/L	25.0	1		03/11/24 15:21	78-93-3	
n-Butylbenzene	ND	ug/L	5.0	1		03/11/24 15:21	104-51-8	
sec-Butylbenzene	ND	ug/L	5.0	1		03/11/24 15:21	135-98-8	
tert-Butylbenzene	ND	ug/L	5.0	1		03/11/24 15:21	98-06-6	
Carbon disulfide	ND	ug/L	10.0	1		03/11/24 15:21	75-15-0	
Carbon tetrachloride	ND	ug/L	5.0	1		03/11/24 15:21	56-23-5	
Chlorobenzene	ND	ug/L	5.0	1		03/11/24 15:21	108-90-7	
Chloroethane	ND	ug/L	5.0	1		03/11/24 15:21	75-00-3	
Chloroform	ND	ug/L	5.0	1		03/11/24 15:21	67-66-3	
Chloromethane	ND	ug/L	5.0	1		03/11/24 15:21	74-87-3	
2-Chlorotoluene	ND	ug/L	5.0	1		03/11/24 15:21	95-49-8	
4-Chlorotoluene	ND	ug/L	5.0	1		03/11/24 15:21	106-43-4	
Dibromochloromethane	ND	ug/L	5.0	1		03/11/24 15:21	124-48-1	
1,2-Dibromoethane (EDB)	ND	ug/L	5.0	1		03/11/24 15:21	106-93-4	
Dibromomethane	ND	ug/L	5.0	1		03/11/24 15:21	74-95-3	
1,2-Dichlorobenzene	ND	ug/L	5.0	1		03/11/24 15:21	95-50-1	
1,3-Dichlorobenzene	ND	ug/L	5.0	1		03/11/24 15:21	541-73-1	
1,4-Dichlorobenzene	ND	ug/L	5.0	1		03/11/24 15:21	106-46-7	
trans-1,4-Dichloro-2-butene	ND	ug/L	100	1		03/11/24 15:21	110-57-6	
Dichlorodifluoromethane	ND	ug/L	5.0	1		03/11/24 15:21	75-71-8	
1,1-Dichloroethane	ND	ug/L	5.0	1		03/11/24 15:21	75-34-3	
1,2-Dichloroethane	ND	ug/L	5.0	1		03/11/24 15:21	107-06-2	
1,1-Dichloroethene	ND	ug/L	5.0	1		03/11/24 15:21	75-35-4	
cis-1,2-Dichloroethene	**12.7**	ug/L	5.0	1		03/11/24 15:21	156-59-2	
trans-1,2-Dichloroethene	ND	ug/L	5.0	1		03/11/24 15:21	156-60-5	
1,2-Dichloropropane	ND	ug/L	5.0	1		03/11/24 15:21	78-87-5	
1,3-Dichloropropane	ND	ug/L	5.0	1		03/11/24 15:21	142-28-9	
2,2-Dichloropropane	ND	ug/L	5.0	1		03/11/24 15:21	594-20-7	
1,1-Dichloropropene	ND	ug/L	5.0	1		03/11/24 15:21	563-58-6	
cis-1,3-Dichloropropene	ND	ug/L	5.0	1		03/11/24 15:21	10061-01-5	
trans-1,3-Dichloropropene	ND	ug/L	5.0	1		03/11/24 15:21	10061-02-6	
Ethylbenzene	ND	ug/L	5.0	1		03/11/24 15:21	100-41-4	
Ethyl methacrylate	ND	ug/L	100	1		03/11/24 15:21	97-63-2	
Hexachloro-1,3-butadiene	ND	ug/L	5.0	1		03/11/24 15:21	87-68-3	
n-Hexane	ND	ug/L	5.0	1		03/11/24 15:21	110-54-3	
2-Hexanone	ND	ug/L	25.0	1		03/11/24 15:21	591-78-6	
Iodomethane	ND	ug/L	10.0	1		03/11/24 15:21	74-88-4	

REPORT OF LABORATORY ANALYSIS

This report shall not be reproduced, except in full,
without the written consent of Pace Analytical Services, LLC.

Pace Analytical Services, LLC
7726 Moller Road
Indianapolis, IN 46268
(317)228-3100

ANALYTICAL RESULTS

Project: Houghland Canning
Pace Project No.: 50367377

Sample: MW-61I **Lab ID: 50367377013** Collected: 03/01/24 10:08 Received: 03/05/24 13:30 Matrix: Water

Parameters	Results	Units	Report Limit	DF	Prepared	Analyzed	CAS No.	Qual
8260 MSV Indiana	Analytical Method: EPA 5030/8260 Pace Analytical Services - Indianapolis							
Isopropylbenzene (Cumene)	ND	ug/L	5.0	1		03/11/24 15:21	98-82-8	
p-Isopropyltoluene	ND	ug/L	5.0	1		03/11/24 15:21	99-87-6	
Methylene Chloride	ND	ug/L	5.0	1		03/11/24 15:21	75-09-2	
1-Methylnaphthalene	ND	ug/L	10.0	1		03/11/24 15:21	90-12-0	
2-Methylnaphthalene	ND	ug/L	10.0	1		03/11/24 15:21	91-57-6	
4-Methyl-2-pentanone (MIBK)	ND	ug/L	25.0	1		03/11/24 15:21	108-10-1	
Methyl-tert-butyl ether	ND	ug/L	4.0	1		03/11/24 15:21	1634-04-4	
Naphthalene	ND	ug/L	1.2	1		03/11/24 15:21	91-20-3	
n-Propylbenzene	ND	ug/L	5.0	1		03/11/24 15:21	103-65-1	
Styrene	ND	ug/L	5.0	1		03/11/24 15:21	100-42-5	
1,1,1,2-Tetrachloroethane	ND	ug/L	5.0	1		03/11/24 15:21	630-20-6	
1,1,2,2-Tetrachloroethane	ND	ug/L	5.0	1		03/11/24 15:21	79-34-5	
Tetrachloroethene	ND	ug/L	5.0	1		03/11/24 15:21	127-18-4	
Toluene	ND	ug/L	5.0	1		03/11/24 15:21	108-88-3	
1,2,3-Trichlorobenzene	ND	ug/L	5.0	1		03/11/24 15:21	87-61-6	
1,2,4-Trichlorobenzene	ND	ug/L	5.0	1		03/11/24 15:21	120-82-1	
1,1,1-Trichloroethane	ND	ug/L	5.0	1		03/11/24 15:21	71-55-6	
1,1,2-Trichloroethane	ND	ug/L	5.0	1		03/11/24 15:21	79-00-5	
Trichloroethene	ND	ug/L	5.0	1		03/11/24 15:21	79-01-6	
Trichlorofluoromethane	ND	ug/L	5.0	1		03/11/24 15:21	75-69-4	
1,2,3-Trichloropropane	ND	ug/L	5.0	1		03/11/24 15:21	96-18-4	
1,2,4-Trimethylbenzene	ND	ug/L	5.0	1		03/11/24 15:21	95-63-6	
1,3,5-Trimethylbenzene	ND	ug/L	5.0	1		03/11/24 15:21	108-67-8	
Vinyl acetate	ND	ug/L	50.0	1		03/11/24 15:21	108-05-4	
Vinyl chloride	**4.5**	ug/L	2.0	1		03/11/24 15:21	75-01-4	
Xylene (Total)	ND	ug/L	10.0	1		03/11/24 15:21	1330-20-7	
Surrogates								
Dibromofluoromethane (S)	97	%.	82-128	1		03/11/24 15:21	1868-53-7	
4-Bromofluorobenzene (S)	99	%.	79-124	1		03/11/24 15:21	460-00-4	
Toluene-d8 (S)	101	%.	73-122	1		03/11/24 15:21	2037-26-5	

REPORT OF LABORATORY ANALYSIS

This report shall not be reproduced, except in full,
without the written consent of Pace Analytical Services, LLC.

Pace Analytical Services, LLC
7726 Moller Road
Indianapolis, IN 46268
(317)228-3100

ANALYTICAL RESULTS

Project: Houghland Canning
Pace Project No.: 50367377

Sample: MW-56D **Lab ID: 50367377014** Collected: 03/01/24 14:01 Received: 03/05/24 13:30 Matrix: Water

Parameters	Results	Units	Report Limit	DF	Prepared	Analyzed	CAS No.	Qual
8260 MSV Indiana	Analytical Method: EPA 5030/8260 Pace Analytical Services - Indianapolis							
Acetone	ND	ug/L	100	1		03/11/24 18:14	67-64-1	
Acrolein	ND	ug/L	50.0	1		03/11/24 18:14	107-02-8	
Acrylonitrile	ND	ug/L	100	1		03/11/24 18:14	107-13-1	
Benzene	ND	ug/L	5.0	1		03/11/24 18:14	71-43-2	
Bromobenzene	ND	ug/L	5.0	1		03/11/24 18:14	108-86-1	
Bromochloromethane	ND	ug/L	5.0	1		03/11/24 18:14	74-97-5	
Bromodichloromethane	ND	ug/L	5.0	1		03/11/24 18:14	75-27-4	
Bromoform	ND	ug/L	5.0	1		03/11/24 18:14	75-25-2	
Bromomethane	ND	ug/L	5.0	1		03/11/24 18:14	74-83-9	
2-Butanone (MEK)	ND	ug/L	25.0	1		03/11/24 18:14	78-93-3	
n-Butylbenzene	ND	ug/L	5.0	1		03/11/24 18:14	104-51-8	
sec-Butylbenzene	ND	ug/L	5.0	1		03/11/24 18:14	135-98-8	
tert-Butylbenzene	ND	ug/L	5.0	1		03/11/24 18:14	98-06-6	
Carbon disulfide	ND	ug/L	10.0	1		03/11/24 18:14	75-15-0	
Carbon tetrachloride	ND	ug/L	5.0	1		03/11/24 18:14	56-23-5	
Chlorobenzene	ND	ug/L	5.0	1		03/11/24 18:14	108-90-7	
Chloroethane	ND	ug/L	5.0	1		03/11/24 18:14	75-00-3	
Chloroform	ND	ug/L	5.0	1		03/11/24 18:14	67-66-3	
Chloromethane	ND	ug/L	5.0	1		03/11/24 18:14	74-87-3	
2-Chlorotoluene	ND	ug/L	5.0	1		03/11/24 18:14	95-49-8	
4-Chlorotoluene	ND	ug/L	5.0	1		03/11/24 18:14	106-43-4	
Dibromochloromethane	ND	ug/L	5.0	1		03/11/24 18:14	124-48-1	
1,2-Dibromoethane (EDB)	ND	ug/L	5.0	1		03/11/24 18:14	106-93-4	
Dibromomethane	ND	ug/L	5.0	1		03/11/24 18:14	74-95-3	
1,2-Dichlorobenzene	ND	ug/L	5.0	1		03/11/24 18:14	95-50-1	
1,3-Dichlorobenzene	ND	ug/L	5.0	1		03/11/24 18:14	541-73-1	
1,4-Dichlorobenzene	ND	ug/L	5.0	1		03/11/24 18:14	106-46-7	
trans-1,4-Dichloro-2-butene	ND	ug/L	100	1		03/11/24 18:14	110-57-6	
Dichlorodifluoromethane	ND	ug/L	5.0	1		03/11/24 18:14	75-71-8	
1,1-Dichloroethane	ND	ug/L	5.0	1		03/11/24 18:14	75-34-3	
1,2-Dichloroethane	ND	ug/L	5.0	1		03/11/24 18:14	107-06-2	
1,1-Dichloroethene	ND	ug/L	5.0	1		03/11/24 18:14	75-35-4	
cis-1,2-Dichloroethene	**130**	ug/L	5.0	1		03/11/24 18:14	156-59-2	
trans-1,2-Dichloroethene	ND	ug/L	5.0	1		03/11/24 18:14	156-60-5	
1,2-Dichloropropane	ND	ug/L	5.0	1		03/11/24 18:14	78-87-5	
1,3-Dichloropropane	ND	ug/L	5.0	1		03/11/24 18:14	142-28-9	
2,2-Dichloropropane	ND	ug/L	5.0	1		03/11/24 18:14	594-20-7	
1,1-Dichloropropene	ND	ug/L	5.0	1		03/11/24 18:14	563-58-6	
cis-1,3-Dichloropropene	ND	ug/L	5.0	1		03/11/24 18:14	10061-01-5	
trans-1,3-Dichloropropene	ND	ug/L	5.0	1		03/11/24 18:14	10061-02-6	
Ethylbenzene	ND	ug/L	5.0	1		03/11/24 18:14	100-41-4	
Ethyl methacrylate	ND	ug/L	100	1		03/11/24 18:14	97-63-2	
Hexachloro-1,3-butadiene	ND	ug/L	5.0	1		03/11/24 18:14	87-68-3	
n-Hexane	ND	ug/L	5.0	1		03/11/24 18:14	110-54-3	
2-Hexanone	ND	ug/L	25.0	1		03/11/24 18:14	591-78-6	
Iodomethane	ND	ug/L	10.0	1		03/11/24 18:14	74-88-4	

REPORT OF LABORATORY ANALYSIS

This report shall not be reproduced, except in full,
without the written consent of Pace Analytical Services, LLC.

Pace Analytical Services, LLC
7726 Moller Road
Indianapolis, IN 46268
(317)228-3100

ANALYTICAL RESULTS

Project: Houghland Canning
Pace Project No.: 50367377

Sample: MW-56D **Lab ID: 50367377014** Collected: 03/01/24 14:01 Received: 03/05/24 13:30 Matrix: Water

Parameters	Results	Units	Report Limit	DF	Prepared	Analyzed	CAS No.	Qual
8260 MSV Indiana	Analytical Method: EPA 5030/8260 Pace Analytical Services - Indianapolis							
Isopropylbenzene (Cumene)	ND	ug/L	5.0	1		03/11/24 18:14	98-82-8	
p-Isopropyltoluene	ND	ug/L	5.0	1		03/11/24 18:14	99-87-6	
Methylene Chloride	ND	ug/L	5.0	1		03/11/24 18:14	75-09-2	
1-Methylnaphthalene	ND	ug/L	10.0	1		03/11/24 18:14	90-12-0	
2-Methylnaphthalene	ND	ug/L	10.0	1		03/11/24 18:14	91-57-6	
4-Methyl-2-pentanone (MIBK)	ND	ug/L	25.0	1		03/11/24 18:14	108-10-1	
Methyl-tert-butyl ether	ND	ug/L	4.0	1		03/11/24 18:14	1634-04-4	
Naphthalene	ND	ug/L	1.2	1		03/11/24 18:14	91-20-3	
n-Propylbenzene	ND	ug/L	5.0	1		03/11/24 18:14	103-65-1	
Styrene	ND	ug/L	5.0	1		03/11/24 18:14	100-42-5	
1,1,1,2-Tetrachloroethane	ND	ug/L	5.0	1		03/11/24 18:14	630-20-6	
1,1,2,2-Tetrachloroethane	ND	ug/L	5.0	1		03/11/24 18:14	79-34-5	
Tetrachloroethene	ND	ug/L	5.0	1		03/11/24 18:14	127-18-4	
Toluene	ND	ug/L	5.0	1		03/11/24 18:14	108-88-3	
1,2,3-Trichlorobenzene	ND	ug/L	5.0	1		03/11/24 18:14	87-61-6	
1,2,4-Trichlorobenzene	ND	ug/L	5.0	1		03/11/24 18:14	120-82-1	
1,1,1-Trichloroethane	ND	ug/L	5.0	1		03/11/24 18:14	71-55-6	
1,1,2-Trichloroethane	ND	ug/L	5.0	1		03/11/24 18:14	79-00-5	
Trichloroethene	ND	ug/L	5.0	1		03/11/24 18:14	79-01-6	
Trichlorofluoromethane	ND	ug/L	5.0	1		03/11/24 18:14	75-69-4	
1,2,3-Trichloropropane	ND	ug/L	5.0	1		03/11/24 18:14	96-18-4	
1,2,4-Trimethylbenzene	ND	ug/L	5.0	1		03/11/24 18:14	95-63-6	
1,3,5-Trimethylbenzene	ND	ug/L	5.0	1		03/11/24 18:14	108-67-8	
Vinyl acetate	ND	ug/L	50.0	1		03/11/24 18:14	108-05-4	
Vinyl chloride	**3.2**	ug/L	2.0	1		03/11/24 18:14	75-01-4	
Xylene (Total)	ND	ug/L	10.0	1		03/11/24 18:14	1330-20-7	
Surrogates								
Dibromofluoromethane (S)	97	%.	82-128	1		03/11/24 18:14	1868-53-7	
4-Bromofluorobenzene (S)	99	%.	79-124	1		03/11/24 18:14	460-00-4	
Toluene-d8 (S)	99	%.	73-122	1		03/11/24 18:14	2037-26-5	

REPORT OF LABORATORY ANALYSIS

This report shall not be reproduced, except in full,
without the written consent of Pace Analytical Services, LLC.

Pace Analytical Services, LLC
7726 Moller Road
Indianapolis, IN 46268
(317)228-3100

ANALYTICAL RESULTS

Project: Houghland Canning
Pace Project No.: 50367377

Sample: MW-56S **Lab ID: 50367377015** Collected: 03/01/24 13:25 Received: 03/05/24 13:30 Matrix: Water

Parameters	Results	Units	Report Limit	DF	Prepared	Analyzed	CAS No.	Qual
8260 MSV Indiana	Analytical Method: EPA 5030/8260 Pace Analytical Services - Indianapolis							
Acetone	ND	ug/L	100	1		03/11/24 18:36	67-64-1	
Acrolein	ND	ug/L	50.0	1		03/11/24 18:36	107-02-8	
Acrylonitrile	ND	ug/L	100	1		03/11/24 18:36	107-13-1	
Benzene	ND	ug/L	5.0	1		03/11/24 18:36	71-43-2	
Bromobenzene	ND	ug/L	5.0	1		03/11/24 18:36	108-86-1	
Bromochloromethane	ND	ug/L	5.0	1		03/11/24 18:36	74-97-5	
Bromodichloromethane	ND	ug/L	5.0	1		03/11/24 18:36	75-27-4	
Bromoform	ND	ug/L	5.0	1		03/11/24 18:36	75-25-2	
Bromomethane	ND	ug/L	5.0	1		03/11/24 18:36	74-83-9	
2-Butanone (MEK)	ND	ug/L	25.0	1		03/11/24 18:36	78-93-3	
n-Butylbenzene	ND	ug/L	5.0	1		03/11/24 18:36	104-51-8	
sec-Butylbenzene	ND	ug/L	5.0	1		03/11/24 18:36	135-98-8	
tert-Butylbenzene	ND	ug/L	5.0	1		03/11/24 18:36	98-06-6	
Carbon disulfide	ND	ug/L	10.0	1		03/11/24 18:36	75-15-0	
Carbon tetrachloride	ND	ug/L	5.0	1		03/11/24 18:36	56-23-5	
Chlorobenzene	ND	ug/L	5.0	1		03/11/24 18:36	108-90-7	
Chloroethane	ND	ug/L	5.0	1		03/11/24 18:36	75-00-3	
Chloroform	ND	ug/L	5.0	1		03/11/24 18:36	67-66-3	
Chloromethane	ND	ug/L	5.0	1		03/11/24 18:36	74-87-3	
2-Chlorotoluene	ND	ug/L	5.0	1		03/11/24 18:36	95-49-8	
4-Chlorotoluene	ND	ug/L	5.0	1		03/11/24 18:36	106-43-4	
Dibromochloromethane	ND	ug/L	5.0	1		03/11/24 18:36	124-48-1	
1,2-Dibromoethane (EDB)	ND	ug/L	5.0	1		03/11/24 18:36	106-93-4	
Dibromomethane	ND	ug/L	5.0	1		03/11/24 18:36	74-95-3	
1,2-Dichlorobenzene	ND	ug/L	5.0	1		03/11/24 18:36	95-50-1	
1,3-Dichlorobenzene	ND	ug/L	5.0	1		03/11/24 18:36	541-73-1	
1,4-Dichlorobenzene	ND	ug/L	5.0	1		03/11/24 18:36	106-46-7	
trans-1,4-Dichloro-2-butene	ND	ug/L	100	1		03/11/24 18:36	110-57-6	
Dichlorodifluoromethane	ND	ug/L	5.0	1		03/11/24 18:36	75-71-8	
1,1-Dichloroethane	ND	ug/L	5.0	1		03/11/24 18:36	75-34-3	
1,2-Dichloroethane	ND	ug/L	5.0	1		03/11/24 18:36	107-06-2	
1,1-Dichloroethene	ND	ug/L	5.0	1		03/11/24 18:36	75-35-4	
cis-1,2-Dichloroethene	ND	ug/L	5.0	1		03/11/24 18:36	156-59-2	
trans-1,2-Dichloroethene	ND	ug/L	5.0	1		03/11/24 18:36	156-60-5	
1,2-Dichloropropane	ND	ug/L	5.0	1		03/11/24 18:36	78-87-5	
1,3-Dichloropropane	ND	ug/L	5.0	1		03/11/24 18:36	142-28-9	
2,2-Dichloropropane	ND	ug/L	5.0	1		03/11/24 18:36	594-20-7	
1,1-Dichloropropene	ND	ug/L	5.0	1		03/11/24 18:36	563-58-6	
cis-1,3-Dichloropropene	ND	ug/L	5.0	1		03/11/24 18:36	10061-01-5	
trans-1,3-Dichloropropene	ND	ug/L	5.0	1		03/11/24 18:36	10061-02-6	
Ethylbenzene	ND	ug/L	5.0	1		03/11/24 18:36	100-41-4	
Ethyl methacrylate	ND	ug/L	100	1		03/11/24 18:36	97-63-2	
Hexachloro-1,3-butadiene	ND	ug/L	5.0	1		03/11/24 18:36	87-68-3	
n-Hexane	ND	ug/L	5.0	1		03/11/24 18:36	110-54-3	
2-Hexanone	ND	ug/L	25.0	1		03/11/24 18:36	591-78-6	
Iodomethane	ND	ug/L	10.0	1		03/11/24 18:36	74-88-4	

REPORT OF LABORATORY ANALYSIS

This report shall not be reproduced, except in full,
without the written consent of Pace Analytical Services, LLC.

Pace Analytical Services, LLC
7726 Moller Road
Indianapolis, IN 46268
(317)228-3100

ANALYTICAL RESULTS

Project: Houghland Canning
Pace Project No.: 50367377

Sample: MW-56S **Lab ID: 50367377015** Collected: 03/01/24 13:25 Received: 03/05/24 13:30 Matrix: Water

Parameters	Results	Units	Report Limit	DF	Prepared	Analyzed	CAS No.	Qual
8260 MSV Indiana	Analytical Method: EPA 5030/8260 Pace Analytical Services - Indianapolis							
Isopropylbenzene (Cumene)	ND	ug/L	5.0	1		03/11/24 18:36	98-82-8	
p-Isopropyltoluene	ND	ug/L	5.0	1		03/11/24 18:36	99-87-6	
Methylene Chloride	ND	ug/L	5.0	1		03/11/24 18:36	75-09-2	
1-Methylnaphthalene	ND	ug/L	10.0	1		03/11/24 18:36	90-12-0	
2-Methylnaphthalene	ND	ug/L	10.0	1		03/11/24 18:36	91-57-6	
4-Methyl-2-pentanone (MIBK)	ND	ug/L	25.0	1		03/11/24 18:36	108-10-1	
Methyl-tert-butyl ether	ND	ug/L	4.0	1		03/11/24 18:36	1634-04-4	
Naphthalene	ND	ug/L	1.2	1		03/11/24 18:36	91-20-3	
n-Propylbenzene	ND	ug/L	5.0	1		03/11/24 18:36	103-65-1	
Styrene	ND	ug/L	5.0	1		03/11/24 18:36	100-42-5	
1,1,1,2-Tetrachloroethane	ND	ug/L	5.0	1		03/11/24 18:36	630-20-6	
1,1,2,2-Tetrachloroethane	ND	ug/L	5.0	1		03/11/24 18:36	79-34-5	
Tetrachloroethene	ND	ug/L	5.0	1		03/11/24 18:36	127-18-4	
Toluene	ND	ug/L	5.0	1		03/11/24 18:36	108-88-3	
1,2,3-Trichlorobenzene	ND	ug/L	5.0	1		03/11/24 18:36	87-61-6	
1,2,4-Trichlorobenzene	ND	ug/L	5.0	1		03/11/24 18:36	120-82-1	
1,1,1-Trichloroethane	ND	ug/L	5.0	1		03/11/24 18:36	71-55-6	
1,1,2-Trichloroethane	ND	ug/L	5.0	1		03/11/24 18:36	79-00-5	
Trichloroethene	ND	ug/L	5.0	1		03/11/24 18:36	79-01-6	
Trichlorofluoromethane	ND	ug/L	5.0	1		03/11/24 18:36	75-69-4	
1,2,3-Trichloropropane	ND	ug/L	5.0	1		03/11/24 18:36	96-18-4	
1,2,4-Trimethylbenzene	ND	ug/L	5.0	1		03/11/24 18:36	95-63-6	
1,3,5-Trimethylbenzene	ND	ug/L	5.0	1		03/11/24 18:36	108-67-8	
Vinyl acetate	ND	ug/L	50.0	1		03/11/24 18:36	108-05-4	
Vinyl chloride	ND	ug/L	2.0	1		03/11/24 18:36	75-01-4	
Xylene (Total)	ND	ug/L	10.0	1		03/11/24 18:36	1330-20-7	
Surrogates								
Dibromofluoromethane (S)	98	%.	82-128	1		03/11/24 18:36	1868-53-7	
4-Bromofluorobenzene (S)	99	%.	79-124	1		03/11/24 18:36	460-00-4	
Toluene-d8 (S)	100	%.	73-122	1		03/11/24 18:36	2037-26-5	

REPORT OF LABORATORY ANALYSIS

This report shall not be reproduced, except in full,
without the written consent of Pace Analytical Services, LLC.

Pace Analytical Services, LLC
7726 Moller Road
Indianapolis, IN 46268
(317)228-3100

ANALYTICAL RESULTS

Project: Houghland Canning
Pace Project No.: 50367377

Sample: MW-53S **Lab ID: 50367377016** Collected: 03/04/24 10:00 Received: 03/05/24 13:30 Matrix: Water

Parameters	Results	Units	Report Limit	DF	Prepared	Analyzed	CAS No.	Qual
8260 MSV Indiana	Analytical Method: EPA 5030/8260 Pace Analytical Services - Indianapolis							
Acetone	ND	ug/L	100	1		03/07/24 08:17	67-64-1	
Acrolein	ND	ug/L	50.0	1		03/07/24 08:17	107-02-8	
Acrylonitrile	ND	ug/L	100	1		03/07/24 08:17	107-13-1	
Benzene	ND	ug/L	5.0	1		03/07/24 08:17	71-43-2	
Bromobenzene	ND	ug/L	5.0	1		03/07/24 08:17	108-86-1	
Bromochloromethane	ND	ug/L	5.0	1		03/07/24 08:17	74-97-5	
Bromodichloromethane	ND	ug/L	5.0	1		03/07/24 08:17	75-27-4	
Bromoform	ND	ug/L	5.0	1		03/07/24 08:17	75-25-2	
Bromomethane	ND	ug/L	5.0	1		03/07/24 08:17	74-83-9	
2-Butanone (MEK)	ND	ug/L	25.0	1		03/07/24 08:17	78-93-3	
n-Butylbenzene	ND	ug/L	5.0	1		03/07/24 08:17	104-51-8	
sec-Butylbenzene	ND	ug/L	5.0	1		03/07/24 08:17	135-98-8	
tert-Butylbenzene	ND	ug/L	5.0	1		03/07/24 08:17	98-06-6	
Carbon disulfide	ND	ug/L	10.0	1		03/07/24 08:17	75-15-0	
Carbon tetrachloride	ND	ug/L	5.0	1		03/07/24 08:17	56-23-5	
Chlorobenzene	ND	ug/L	5.0	1		03/07/24 08:17	108-90-7	
Chloroethane	ND	ug/L	5.0	1		03/07/24 08:17	75-00-3	
Chloroform	ND	ug/L	5.0	1		03/07/24 08:17	67-66-3	
Chloromethane	ND	ug/L	5.0	1		03/07/24 08:17	74-87-3	
2-Chlorotoluene	ND	ug/L	5.0	1		03/07/24 08:17	95-49-8	
4-Chlorotoluene	ND	ug/L	5.0	1		03/07/24 08:17	106-43-4	
Dibromochloromethane	ND	ug/L	5.0	1		03/07/24 08:17	124-48-1	
1,2-Dibromoethane (EDB)	ND	ug/L	5.0	1		03/07/24 08:17	106-93-4	
Dibromomethane	ND	ug/L	5.0	1		03/07/24 08:17	74-95-3	
1,2-Dichlorobenzene	ND	ug/L	5.0	1		03/07/24 08:17	95-50-1	
1,3-Dichlorobenzene	ND	ug/L	5.0	1		03/07/24 08:17	541-73-1	
1,4-Dichlorobenzene	ND	ug/L	5.0	1		03/07/24 08:17	106-46-7	
trans-1,4-Dichloro-2-butene	ND	ug/L	100	1		03/07/24 08:17	110-57-6	
Dichlorodifluoromethane	ND	ug/L	5.0	1		03/07/24 08:17	75-71-8	
1,1-Dichloroethane	ND	ug/L	5.0	1		03/07/24 08:17	75-34-3	
1,2-Dichloroethane	ND	ug/L	5.0	1		03/07/24 08:17	107-06-2	
1,1-Dichloroethene	ND	ug/L	5.0	1		03/07/24 08:17	75-35-4	
cis-1,2-Dichloroethene	ND	ug/L	5.0	1		03/07/24 08:17	156-59-2	
trans-1,2-Dichloroethene	ND	ug/L	5.0	1		03/07/24 08:17	156-60-5	
1,2-Dichloropropane	ND	ug/L	5.0	1		03/07/24 08:17	78-87-5	
1,3-Dichloropropane	ND	ug/L	5.0	1		03/07/24 08:17	142-28-9	
2,2-Dichloropropane	ND	ug/L	5.0	1		03/07/24 08:17	594-20-7	
1,1-Dichloropropene	ND	ug/L	5.0	1		03/07/24 08:17	563-58-6	
cis-1,3-Dichloropropene	ND	ug/L	5.0	1		03/07/24 08:17	10061-01-5	
trans-1,3-Dichloropropene	ND	ug/L	5.0	1		03/07/24 08:17	10061-02-6	
Ethylbenzene	ND	ug/L	5.0	1		03/07/24 08:17	100-41-4	
Ethyl methacrylate	ND	ug/L	100	1		03/07/24 08:17	97-63-2	
Hexachloro-1,3-butadiene	ND	ug/L	5.0	1		03/07/24 08:17	87-68-3	
n-Hexane	ND	ug/L	5.0	1		03/07/24 08:17	110-54-3	
2-Hexanone	ND	ug/L	25.0	1		03/07/24 08:17	591-78-6	
Iodomethane	ND	ug/L	10.0	1		03/07/24 08:17	74-88-4	

REPORT OF LABORATORY ANALYSIS

This report shall not be reproduced, except in full,
without the written consent of Pace Analytical Services, LLC.

Pace Analytical Services, LLC
7726 Moller Road
Indianapolis, IN 46268
(317)228-3100

ANALYTICAL RESULTS

Project: Houghland Canning
Pace Project No.: 50367377

Sample: MW-53S **Lab ID: 50367377016** Collected: 03/04/24 10:00 Received: 03/05/24 13:30 Matrix: Water

Parameters	Results	Units	Report Limit	DF	Prepared	Analyzed	CAS No.	Qual
8260 MSV Indiana	Analytical Method: EPA 5030/8260 Pace Analytical Services - Indianapolis							
Isopropylbenzene (Cumene)	ND	ug/L	5.0	1		03/07/24 08:17	98-82-8	
p-Isopropyltoluene	ND	ug/L	5.0	1		03/07/24 08:17	99-87-6	
Methylene Chloride	ND	ug/L	5.0	1		03/07/24 08:17	75-09-2	
1-Methylnaphthalene	ND	ug/L	10.0	1		03/07/24 08:17	90-12-0	
2-Methylnaphthalene	ND	ug/L	10.0	1		03/07/24 08:17	91-57-6	
4-Methyl-2-pentanone (MIBK)	ND	ug/L	25.0	1		03/07/24 08:17	108-10-1	
Methyl-tert-butyl ether	ND	ug/L	4.0	1		03/07/24 08:17	1634-04-4	
Naphthalene	ND	ug/L	1.2	1		03/07/24 08:17	91-20-3	
n-Propylbenzene	ND	ug/L	5.0	1		03/07/24 08:17	103-65-1	
Styrene	ND	ug/L	5.0	1		03/07/24 08:17	100-42-5	
1,1,1,2-Tetrachloroethane	ND	ug/L	5.0	1		03/07/24 08:17	630-20-6	
1,1,2,2-Tetrachloroethane	ND	ug/L	5.0	1		03/07/24 08:17	79-34-5	
Tetrachloroethene	ND	ug/L	5.0	1		03/07/24 08:17	127-18-4	
Toluene	ND	ug/L	5.0	1		03/07/24 08:17	108-88-3	
1,2,3-Trichlorobenzene	ND	ug/L	5.0	1		03/07/24 08:17	87-61-6	
1,2,4-Trichlorobenzene	ND	ug/L	5.0	1		03/07/24 08:17	120-82-1	
1,1,1-Trichloroethane	ND	ug/L	5.0	1		03/07/24 08:17	71-55-6	
1,1,2-Trichloroethane	ND	ug/L	5.0	1		03/07/24 08:17	79-00-5	
Trichloroethene	ND	ug/L	5.0	1		03/07/24 08:17	79-01-6	
Trichlorofluoromethane	ND	ug/L	5.0	1		03/07/24 08:17	75-69-4	
1,2,3-Trichloropropane	ND	ug/L	5.0	1		03/07/24 08:17	96-18-4	
1,2,4-Trimethylbenzene	ND	ug/L	5.0	1		03/07/24 08:17	95-63-6	
1,3,5-Trimethylbenzene	ND	ug/L	5.0	1		03/07/24 08:17	108-67-8	
Vinyl acetate	ND	ug/L	50.0	1		03/07/24 08:17	108-05-4	
Vinyl chloride	ND	ug/L	2.0	1		03/07/24 08:17	75-01-4	
Xylene (Total)	ND	ug/L	10.0	1		03/07/24 08:17	1330-20-7	
Surrogates								
Dibromofluoromethane (S)	98	%.	82-128	1		03/07/24 08:17	1868-53-7	
4-Bromofluorobenzene (S)	101	%.	79-124	1		03/07/24 08:17	460-00-4	
Toluene-d8 (S)	100	%.	73-122	1		03/07/24 08:17	2037-26-5	

REPORT OF LABORATORY ANALYSIS

This report shall not be reproduced, except in full,
without the written consent of Pace Analytical Services, LLC.

Pace Analytical Services, LLC
7726 Moller Road
Indianapolis, IN 46268
(317)228-3100

ANALYTICAL RESULTS

Project: Houghland Canning
Pace Project No.: 50367377

Sample: MW-53D **Lab ID: 50367377017** Collected: 03/04/24 10:31 Received: 03/05/24 13:30 Matrix: Water

Parameters	Results	Units	Report Limit	DF	Prepared	Analyzed	CAS No.	Qual
8260 MSV Indiana	Analytical Method: EPA 5030/8260 Pace Analytical Services - Indianapolis							
Acetone	ND	ug/L	100	1		03/11/24 18:58	67-64-1	
Acrolein	ND	ug/L	50.0	1		03/11/24 18:58	107-02-8	
Acrylonitrile	ND	ug/L	100	1		03/11/24 18:58	107-13-1	
Benzene	ND	ug/L	5.0	1		03/11/24 18:58	71-43-2	
Bromobenzene	ND	ug/L	5.0	1		03/11/24 18:58	108-86-1	
Bromochloromethane	ND	ug/L	5.0	1		03/11/24 18:58	74-97-5	
Bromodichloromethane	ND	ug/L	5.0	1		03/11/24 18:58	75-27-4	
Bromoform	ND	ug/L	5.0	1		03/11/24 18:58	75-25-2	
Bromomethane	ND	ug/L	5.0	1		03/11/24 18:58	74-83-9	
2-Butanone (MEK)	ND	ug/L	25.0	1		03/11/24 18:58	78-93-3	
n-Butylbenzene	ND	ug/L	5.0	1		03/11/24 18:58	104-51-8	
sec-Butylbenzene	ND	ug/L	5.0	1		03/11/24 18:58	135-98-8	
tert-Butylbenzene	ND	ug/L	5.0	1		03/11/24 18:58	98-06-6	
Carbon disulfide	ND	ug/L	10.0	1		03/11/24 18:58	75-15-0	
Carbon tetrachloride	ND	ug/L	5.0	1		03/11/24 18:58	56-23-5	
Chlorobenzene	ND	ug/L	5.0	1		03/11/24 18:58	108-90-7	
Chloroethane	ND	ug/L	5.0	1		03/11/24 18:58	75-00-3	
Chloroform	ND	ug/L	5.0	1		03/11/24 18:58	67-66-3	
Chloromethane	ND	ug/L	5.0	1		03/11/24 18:58	74-87-3	
2-Chlorotoluene	ND	ug/L	5.0	1		03/11/24 18:58	95-49-8	
4-Chlorotoluene	ND	ug/L	5.0	1		03/11/24 18:58	106-43-4	
Dibromochloromethane	ND	ug/L	5.0	1		03/11/24 18:58	124-48-1	
1,2-Dibromoethane (EDB)	ND	ug/L	5.0	1		03/11/24 18:58	106-93-4	
Dibromomethane	ND	ug/L	5.0	1		03/11/24 18:58	74-95-3	
1,2-Dichlorobenzene	ND	ug/L	5.0	1		03/11/24 18:58	95-50-1	
1,3-Dichlorobenzene	ND	ug/L	5.0	1		03/11/24 18:58	541-73-1	
1,4-Dichlorobenzene	ND	ug/L	5.0	1		03/11/24 18:58	106-46-7	
trans-1,4-Dichloro-2-butene	ND	ug/L	100	1		03/11/24 18:58	110-57-6	
Dichlorodifluoromethane	ND	ug/L	5.0	1		03/11/24 18:58	75-71-8	
1,1-Dichloroethane	ND	ug/L	5.0	1		03/11/24 18:58	75-34-3	
1,2-Dichloroethane	ND	ug/L	5.0	1		03/11/24 18:58	107-06-2	
1,1-Dichloroethene	ND	ug/L	5.0	1		03/11/24 18:58	75-35-4	
cis-1,2-Dichloroethene	**255**	ug/L	5.0	1		03/11/24 18:58	156-59-2	
trans-1,2-Dichloroethene	**17.1**	ug/L	5.0	1		03/11/24 18:58	156-60-5	
1,2-Dichloropropane	ND	ug/L	5.0	1		03/11/24 18:58	78-87-5	
1,3-Dichloropropane	ND	ug/L	5.0	1		03/11/24 18:58	142-28-9	
2,2-Dichloropropane	ND	ug/L	5.0	1		03/11/24 18:58	594-20-7	
1,1-Dichloropropene	ND	ug/L	5.0	1		03/11/24 18:58	563-58-6	
cis-1,3-Dichloropropene	ND	ug/L	5.0	1		03/11/24 18:58	10061-01-5	
trans-1,3-Dichloropropene	ND	ug/L	5.0	1		03/11/24 18:58	10061-02-6	
Ethylbenzene	ND	ug/L	5.0	1		03/11/24 18:58	100-41-4	
Ethyl methacrylate	ND	ug/L	100	1		03/11/24 18:58	97-63-2	
Hexachloro-1,3-butadiene	ND	ug/L	5.0	1		03/11/24 18:58	87-68-3	
n-Hexane	ND	ug/L	5.0	1		03/11/24 18:58	110-54-3	
2-Hexanone	ND	ug/L	25.0	1		03/11/24 18:58	591-78-6	
Iodomethane	ND	ug/L	10.0	1		03/11/24 18:58	74-88-4	

REPORT OF LABORATORY ANALYSIS

This report shall not be reproduced, except in full,
without the written consent of Pace Analytical Services, LLC.

Pace Analytical Services, LLC
7726 Moller Road
Indianapolis, IN 46268
(317)228-3100

ANALYTICAL RESULTS

Project: Houghland Canning
Pace Project No.: 50367377

Sample: MW-53D **Lab ID: 50367377017** Collected: 03/04/24 10:31 Received: 03/05/24 13:30 Matrix: Water

Parameters	Results	Units	Report Limit	DF	Prepared	Analyzed	CAS No.	Qual
8260 MSV Indiana	Analytical Method: EPA 5030/8260 Pace Analytical Services - Indianapolis							
Isopropylbenzene (Cumene)	ND	ug/L	5.0	1		03/11/24 18:58	98-82-8	
p-Isopropyltoluene	ND	ug/L	5.0	1		03/11/24 18:58	99-87-6	
Methylene Chloride	ND	ug/L	5.0	1		03/11/24 18:58	75-09-2	
1-Methylnaphthalene	ND	ug/L	10.0	1		03/11/24 18:58	90-12-0	
2-Methylnaphthalene	ND	ug/L	10.0	1		03/11/24 18:58	91-57-6	
4-Methyl-2-pentanone (MIBK)	ND	ug/L	25.0	1		03/11/24 18:58	108-10-1	
Methyl-tert-butyl ether	ND	ug/L	4.0	1		03/11/24 18:58	1634-04-4	
Naphthalene	ND	ug/L	1.2	1		03/11/24 18:58	91-20-3	
n-Propylbenzene	ND	ug/L	5.0	1		03/11/24 18:58	103-65-1	
Styrene	ND	ug/L	5.0	1		03/11/24 18:58	100-42-5	
1,1,1,2-Tetrachloroethane	ND	ug/L	5.0	1		03/11/24 18:58	630-20-6	
1,1,2,2-Tetrachloroethane	ND	ug/L	5.0	1		03/11/24 18:58	79-34-5	
Tetrachloroethene	ND	ug/L	5.0	1		03/11/24 18:58	127-18-4	
Toluene	ND	ug/L	5.0	1		03/11/24 18:58	108-88-3	
1,2,3-Trichlorobenzene	ND	ug/L	5.0	1		03/11/24 18:58	87-61-6	
1,2,4-Trichlorobenzene	ND	ug/L	5.0	1		03/11/24 18:58	120-82-1	
1,1,1-Trichloroethane	ND	ug/L	5.0	1		03/11/24 18:58	71-55-6	
1,1,2-Trichloroethane	ND	ug/L	5.0	1		03/11/24 18:58	79-00-5	
Trichloroethene	ND	ug/L	5.0	1		03/11/24 18:58	79-01-6	
Trichlorofluoromethane	ND	ug/L	5.0	1		03/11/24 18:58	75-69-4	
1,2,3-Trichloropropane	ND	ug/L	5.0	1		03/11/24 18:58	96-18-4	
1,2,4-Trimethylbenzene	ND	ug/L	5.0	1		03/11/24 18:58	95-63-6	
1,3,5-Trimethylbenzene	ND	ug/L	5.0	1		03/11/24 18:58	108-67-8	
Vinyl acetate	ND	ug/L	50.0	1		03/11/24 18:58	108-05-4	
Vinyl chloride	**9.3**	ug/L	2.0	1		03/11/24 18:58	75-01-4	
Xylene (Total)	ND	ug/L	10.0	1		03/11/24 18:58	1330-20-7	
Surrogates								
Dibromofluoromethane (S)	98	%.	82-128	1		03/11/24 18:58	1868-53-7	
4-Bromofluorobenzene (S)	100	%.	79-124	1		03/11/24 18:58	460-00-4	
Toluene-d8 (S)	100	%.	73-122	1		03/11/24 18:58	2037-26-5	

REPORT OF LABORATORY ANALYSIS

This report shall not be reproduced, except in full,
without the written consent of Pace Analytical Services, LLC.

Pace Analytical Services, LLC
7726 Moller Road
Indianapolis, IN 46268
(317)228-3100

ANALYTICAL RESULTS

Project: Houghland Canning
Pace Project No.: 50367377

Sample: MW-54D **Lab ID: 50367377018** Collected: 03/01/24 11:56 Received: 03/05/24 13:30 Matrix: Water

Parameters	Results	Units	Report Limit	DF	Prepared	Analyzed	CAS No.	Qual
8260 MSV Indiana	Analytical Method: EPA 5030/8260 Pace Analytical Services - Indianapolis							
Acetone	ND	ug/L	100	1		03/11/24 19:19	67-64-1	
Acrolein	ND	ug/L	50.0	1		03/11/24 19:19	107-02-8	
Acrylonitrile	ND	ug/L	100	1		03/11/24 19:19	107-13-1	
Benzene	ND	ug/L	5.0	1		03/11/24 19:19	71-43-2	
Bromobenzene	ND	ug/L	5.0	1		03/11/24 19:19	108-86-1	
Bromochloromethane	ND	ug/L	5.0	1		03/11/24 19:19	74-97-5	
Bromodichloromethane	ND	ug/L	5.0	1		03/11/24 19:19	75-27-4	
Bromoform	ND	ug/L	5.0	1		03/11/24 19:19	75-25-2	
Bromomethane	ND	ug/L	5.0	1		03/11/24 19:19	74-83-9	
2-Butanone (MEK)	ND	ug/L	25.0	1		03/11/24 19:19	78-93-3	
n-Butylbenzene	ND	ug/L	5.0	1		03/11/24 19:19	104-51-8	
sec-Butylbenzene	ND	ug/L	5.0	1		03/11/24 19:19	135-98-8	
tert-Butylbenzene	ND	ug/L	5.0	1		03/11/24 19:19	98-06-6	
Carbon disulfide	ND	ug/L	10.0	1		03/11/24 19:19	75-15-0	
Carbon tetrachloride	ND	ug/L	5.0	1		03/11/24 19:19	56-23-5	
Chlorobenzene	ND	ug/L	5.0	1		03/11/24 19:19	108-90-7	
Chloroethane	ND	ug/L	5.0	1		03/11/24 19:19	75-00-3	
Chloroform	ND	ug/L	5.0	1		03/11/24 19:19	67-66-3	
Chloromethane	ND	ug/L	5.0	1		03/11/24 19:19	74-87-3	
2-Chlorotoluene	ND	ug/L	5.0	1		03/11/24 19:19	95-49-8	
4-Chlorotoluene	ND	ug/L	5.0	1		03/11/24 19:19	106-43-4	
Dibromochloromethane	ND	ug/L	5.0	1		03/11/24 19:19	124-48-1	
1,2-Dibromoethane (EDB)	ND	ug/L	5.0	1		03/11/24 19:19	106-93-4	
Dibromomethane	ND	ug/L	5.0	1		03/11/24 19:19	74-95-3	
1,2-Dichlorobenzene	ND	ug/L	5.0	1		03/11/24 19:19	95-50-1	
1,3-Dichlorobenzene	ND	ug/L	5.0	1		03/11/24 19:19	541-73-1	
1,4-Dichlorobenzene	ND	ug/L	5.0	1		03/11/24 19:19	106-46-7	
trans-1,4-Dichloro-2-butene	ND	ug/L	100	1		03/11/24 19:19	110-57-6	
Dichlorodifluoromethane	ND	ug/L	5.0	1		03/11/24 19:19	75-71-8	
1,1-Dichloroethane	ND	ug/L	5.0	1		03/11/24 19:19	75-34-3	
1,2-Dichloroethane	ND	ug/L	5.0	1		03/11/24 19:19	107-06-2	
1,1-Dichloroethene	ND	ug/L	5.0	1		03/11/24 19:19	75-35-4	
cis-1,2-Dichloroethene	**799**	ug/L	50.0	10		03/11/24 19:41	156-59-2	
trans-1,2-Dichloroethene	**77.2**	ug/L	5.0	1		03/11/24 19:19	156-60-5	
1,2-Dichloropropane	ND	ug/L	5.0	1		03/11/24 19:19	78-87-5	
1,3-Dichloropropane	ND	ug/L	5.0	1		03/11/24 19:19	142-28-9	
2,2-Dichloropropane	ND	ug/L	5.0	1		03/11/24 19:19	594-20-7	
1,1-Dichloropropene	ND	ug/L	5.0	1		03/11/24 19:19	563-58-6	
cis-1,3-Dichloropropene	ND	ug/L	5.0	1		03/11/24 19:19	10061-01-5	
trans-1,3-Dichloropropene	ND	ug/L	5.0	1		03/11/24 19:19	10061-02-6	
Ethylbenzene	ND	ug/L	5.0	1		03/11/24 19:19	100-41-4	
Ethyl methacrylate	ND	ug/L	100	1		03/11/24 19:19	97-63-2	
Hexachloro-1,3-butadiene	ND	ug/L	5.0	1		03/11/24 19:19	87-68-3	
n-Hexane	ND	ug/L	5.0	1		03/11/24 19:19	110-54-3	
2-Hexanone	ND	ug/L	25.0	1		03/11/24 19:19	591-78-6	
Iodomethane	ND	ug/L	10.0	1		03/11/24 19:19	74-88-4	

REPORT OF LABORATORY ANALYSIS

This report shall not be reproduced, except in full,
without the written consent of Pace Analytical Services, LLC.

Pace Analytical Services, LLC
7726 Moller Road
Indianapolis, IN 46268
(317)228-3100

ANALYTICAL RESULTS

Project: Houghland Canning
Pace Project No.: 50367377

Sample: MW-54D **Lab ID: 50367377018** Collected: 03/01/24 11:56 Received: 03/05/24 13:30 Matrix: Water

Parameters	Results	Units	Report Limit	DF	Prepared	Analyzed	CAS No.	Qual
8260 MSV Indiana	Analytical Method: EPA 5030/8260 Pace Analytical Services - Indianapolis							
Isopropylbenzene (Cumene)	ND	ug/L	5.0	1		03/11/24 19:19	98-82-8	
p-Isopropyltoluene	ND	ug/L	5.0	1		03/11/24 19:19	99-87-6	
Methylene Chloride	ND	ug/L	5.0	1		03/11/24 19:19	75-09-2	
1-Methylnaphthalene	ND	ug/L	10.0	1		03/11/24 19:19	90-12-0	
2-Methylnaphthalene	ND	ug/L	10.0	1		03/11/24 19:19	91-57-6	
4-Methyl-2-pentanone (MIBK)	ND	ug/L	25.0	1		03/11/24 19:19	108-10-1	
Methyl-tert-butyl ether	ND	ug/L	4.0	1		03/11/24 19:19	1634-04-4	
Naphthalene	ND	ug/L	1.2	1		03/11/24 19:19	91-20-3	
n-Propylbenzene	ND	ug/L	5.0	1		03/11/24 19:19	103-65-1	
Styrene	ND	ug/L	5.0	1		03/11/24 19:19	100-42-5	
1,1,1,2-Tetrachloroethane	ND	ug/L	5.0	1		03/11/24 19:19	630-20-6	
1,1,2,2-Tetrachloroethane	ND	ug/L	5.0	1		03/11/24 19:19	79-34-5	
Tetrachloroethene	ND	ug/L	5.0	1		03/11/24 19:19	127-18-4	
Toluene	ND	ug/L	5.0	1		03/11/24 19:19	108-88-3	
1,2,3-Trichlorobenzene	ND	ug/L	5.0	1		03/11/24 19:19	87-61-6	
1,2,4-Trichlorobenzene	ND	ug/L	5.0	1		03/11/24 19:19	120-82-1	
1,1,1-Trichloroethane	ND	ug/L	5.0	1		03/11/24 19:19	71-55-6	
1,1,2-Trichloroethane	ND	ug/L	5.0	1		03/11/24 19:19	79-00-5	
Trichloroethene	ND	ug/L	5.0	1		03/11/24 19:19	79-01-6	
Trichlorofluoromethane	ND	ug/L	5.0	1		03/11/24 19:19	75-69-4	
1,2,3-Trichloropropane	ND	ug/L	5.0	1		03/11/24 19:19	96-18-4	
1,2,4-Trimethylbenzene	ND	ug/L	5.0	1		03/11/24 19:19	95-63-6	
1,3,5-Trimethylbenzene	ND	ug/L	5.0	1		03/11/24 19:19	108-67-8	
Vinyl acetate	ND	ug/L	50.0	1		03/11/24 19:19	108-05-4	
Vinyl chloride	**79.2**	ug/L	2.0	1		03/11/24 19:19	75-01-4	
Xylene (Total)	ND	ug/L	10.0	1		03/11/24 19:19	1330-20-7	
Surrogates								
Dibromofluoromethane (S)	96	%.	82-128	1		03/11/24 19:19	1868-53-7	
4-Bromofluorobenzene (S)	99	%.	79-124	1		03/11/24 19:19	460-00-4	
Toluene-d8 (S)	99	%.	73-122	1		03/11/24 19:19	2037-26-5	

REPORT OF LABORATORY ANALYSIS

This report shall not be reproduced, except in full,
without the written consent of Pace Analytical Services, LLC.

Pace Analytical Services, LLC
7726 Moller Road
Indianapolis, IN 46268
(317)228-3100

ANALYTICAL RESULTS

Project: Houghland Canning
Pace Project No.: 50367377

Sample: MW-54S **Lab ID: 50367377019** Collected: 03/01/24 11:37 Received: 03/05/24 13:30 Matrix: Water

Parameters	Results	Units	Report Limit	DF	Prepared	Analyzed	CAS No.	Qual
8260 MSV Indiana	Analytical Method: EPA 5030/8260 Pace Analytical Services - Indianapolis							
Acetone	ND	ug/L	100	1		03/11/24 20:02	67-64-1	
Acrolein	ND	ug/L	50.0	1		03/11/24 20:02	107-02-8	
Acrylonitrile	ND	ug/L	100	1		03/11/24 20:02	107-13-1	
Benzene	ND	ug/L	5.0	1		03/11/24 20:02	71-43-2	
Bromobenzene	ND	ug/L	5.0	1		03/11/24 20:02	108-86-1	
Bromochloromethane	ND	ug/L	5.0	1		03/11/24 20:02	74-97-5	
Bromodichloromethane	ND	ug/L	5.0	1		03/11/24 20:02	75-27-4	
Bromoform	ND	ug/L	5.0	1		03/11/24 20:02	75-25-2	
Bromomethane	ND	ug/L	5.0	1		03/11/24 20:02	74-83-9	
2-Butanone (MEK)	ND	ug/L	25.0	1		03/11/24 20:02	78-93-3	
n-Butylbenzene	ND	ug/L	5.0	1		03/11/24 20:02	104-51-8	
sec-Butylbenzene	ND	ug/L	5.0	1		03/11/24 20:02	135-98-8	
tert-Butylbenzene	ND	ug/L	5.0	1		03/11/24 20:02	98-06-6	
Carbon disulfide	ND	ug/L	10.0	1		03/11/24 20:02	75-15-0	
Carbon tetrachloride	ND	ug/L	5.0	1		03/11/24 20:02	56-23-5	
Chlorobenzene	ND	ug/L	5.0	1		03/11/24 20:02	108-90-7	
Chloroethane	ND	ug/L	5.0	1		03/11/24 20:02	75-00-3	
Chloroform	ND	ug/L	5.0	1		03/11/24 20:02	67-66-3	
Chloromethane	ND	ug/L	5.0	1		03/11/24 20:02	74-87-3	
2-Chlorotoluene	ND	ug/L	5.0	1		03/11/24 20:02	95-49-8	
4-Chlorotoluene	ND	ug/L	5.0	1		03/11/24 20:02	106-43-4	
Dibromochloromethane	ND	ug/L	5.0	1		03/11/24 20:02	124-48-1	
1,2-Dibromoethane (EDB)	ND	ug/L	5.0	1		03/11/24 20:02	106-93-4	
Dibromomethane	ND	ug/L	5.0	1		03/11/24 20:02	74-95-3	
1,2-Dichlorobenzene	ND	ug/L	5.0	1		03/11/24 20:02	95-50-1	
1,3-Dichlorobenzene	ND	ug/L	5.0	1		03/11/24 20:02	541-73-1	
1,4-Dichlorobenzene	ND	ug/L	5.0	1		03/11/24 20:02	106-46-7	
trans-1,4-Dichloro-2-butene	ND	ug/L	100	1		03/11/24 20:02	110-57-6	
Dichlorodifluoromethane	ND	ug/L	5.0	1		03/11/24 20:02	75-71-8	
1,1-Dichloroethane	ND	ug/L	5.0	1		03/11/24 20:02	75-34-3	
1,2-Dichloroethane	ND	ug/L	5.0	1		03/11/24 20:02	107-06-2	
1,1-Dichloroethene	ND	ug/L	5.0	1		03/11/24 20:02	75-35-4	
cis-1,2-Dichloroethene	ND	ug/L	5.0	1		03/11/24 20:02	156-59-2	
trans-1,2-Dichloroethene	ND	ug/L	5.0	1		03/11/24 20:02	156-60-5	
1,2-Dichloropropane	ND	ug/L	5.0	1		03/11/24 20:02	78-87-5	
1,3-Dichloropropane	ND	ug/L	5.0	1		03/11/24 20:02	142-28-9	
2,2-Dichloropropane	ND	ug/L	5.0	1		03/11/24 20:02	594-20-7	
1,1-Dichloropropene	ND	ug/L	5.0	1		03/11/24 20:02	563-58-6	
cis-1,3-Dichloropropene	ND	ug/L	5.0	1		03/11/24 20:02	10061-01-5	
trans-1,3-Dichloropropene	ND	ug/L	5.0	1		03/11/24 20:02	10061-02-6	
Ethylbenzene	ND	ug/L	5.0	1		03/11/24 20:02	100-41-4	
Ethyl methacrylate	ND	ug/L	100	1		03/11/24 20:02	97-63-2	
Hexachloro-1,3-butadiene	ND	ug/L	5.0	1		03/11/24 20:02	87-68-3	
n-Hexane	ND	ug/L	5.0	1		03/11/24 20:02	110-54-3	
2-Hexanone	ND	ug/L	25.0	1		03/11/24 20:02	591-78-6	
Iodomethane	ND	ug/L	10.0	1		03/11/24 20:02	74-88-4	

REPORT OF LABORATORY ANALYSIS

This report shall not be reproduced, except in full,
without the written consent of Pace Analytical Services, LLC.

Pace Analytical Services, LLC
7726 Moller Road
Indianapolis, IN 46268
(317)228-3100

ANALYTICAL RESULTS

Project: Houghland Canning
Pace Project No.: 50367377

Sample: MW-54S **Lab ID: 50367377019** Collected: 03/01/24 11:37 Received: 03/05/24 13:30 Matrix: Water

Parameters	Results	Units	Report Limit	DF	Prepared	Analyzed	CAS No.	Qual
8260 MSV Indiana	Analytical Method: EPA 5030/8260 Pace Analytical Services - Indianapolis							
Isopropylbenzene (Cumene)	ND	ug/L	5.0	1		03/11/24 20:02	98-82-8	
p-Isopropyltoluene	ND	ug/L	5.0	1		03/11/24 20:02	99-87-6	
Methylene Chloride	ND	ug/L	5.0	1		03/11/24 20:02	75-09-2	
1-Methylnaphthalene	ND	ug/L	10.0	1		03/11/24 20:02	90-12-0	
2-Methylnaphthalene	ND	ug/L	10.0	1		03/11/24 20:02	91-57-6	
4-Methyl-2-pentanone (MIBK)	ND	ug/L	25.0	1		03/11/24 20:02	108-10-1	
Methyl-tert-butyl ether	ND	ug/L	4.0	1		03/11/24 20:02	1634-04-4	
Naphthalene	ND	ug/L	1.2	1		03/11/24 20:02	91-20-3	
n-Propylbenzene	ND	ug/L	5.0	1		03/11/24 20:02	103-65-1	
Styrene	ND	ug/L	5.0	1		03/11/24 20:02	100-42-5	
1,1,1,2-Tetrachloroethane	ND	ug/L	5.0	1		03/11/24 20:02	630-20-6	
1,1,2,2-Tetrachloroethane	ND	ug/L	5.0	1		03/11/24 20:02	79-34-5	
Tetrachloroethene	ND	ug/L	5.0	1		03/11/24 20:02	127-18-4	
Toluene	ND	ug/L	5.0	1		03/11/24 20:02	108-88-3	
1,2,3-Trichlorobenzene	ND	ug/L	5.0	1		03/11/24 20:02	87-61-6	
1,2,4-Trichlorobenzene	ND	ug/L	5.0	1		03/11/24 20:02	120-82-1	
1,1,1-Trichloroethane	ND	ug/L	5.0	1		03/11/24 20:02	71-55-6	
1,1,2-Trichloroethane	ND	ug/L	5.0	1		03/11/24 20:02	79-00-5	
Trichloroethene	**14.4**	ug/L	5.0	1		03/11/24 20:02	79-01-6	
Trichlorofluoromethane	ND	ug/L	5.0	1		03/11/24 20:02	75-69-4	
1,2,3-Trichloropropane	ND	ug/L	5.0	1		03/11/24 20:02	96-18-4	
1,2,4-Trimethylbenzene	ND	ug/L	5.0	1		03/11/24 20:02	95-63-6	
1,3,5-Trimethylbenzene	ND	ug/L	5.0	1		03/11/24 20:02	108-67-8	
Vinyl acetate	ND	ug/L	50.0	1		03/11/24 20:02	108-05-4	
Vinyl chloride	ND	ug/L	2.0	1		03/11/24 20:02	75-01-4	
Xylene (Total)	ND	ug/L	10.0	1		03/11/24 20:02	1330-20-7	
Surrogates								
Dibromofluoromethane (S)	97	%.	82-128	1		03/11/24 20:02	1868-53-7	
4-Bromofluorobenzene (S)	99	%.	79-124	1		03/11/24 20:02	460-00-4	
Toluene-d8 (S)	100	%.	73-122	1		03/11/24 20:02	2037-26-5	

REPORT OF LABORATORY ANALYSIS

This report shall not be reproduced, except in full,
without the written consent of Pace Analytical Services, LLC.

Pace Analytical Services, LLC
7726 Moller Road
Indianapolis, IN 46268
(317)228-3100

ANALYTICAL RESULTS

Project: Houghland Canning
Pace Project No.: 50367377

Sample: MW-57D **Lab ID: 50367377020** Collected: 03/01/24 13:00 Received: 03/05/24 13:30 Matrix: Water

Parameters	Results	Units	Report Limit	DF	Prepared	Analyzed	CAS No.	Qual
8260 MSV Indiana	Analytical Method: EPA 5030/8260 Pace Analytical Services - Indianapolis							
Acetone	ND	ug/L	100	1		03/11/24 20:24	67-64-1	
Acrolein	ND	ug/L	50.0	1		03/11/24 20:24	107-02-8	
Acrylonitrile	ND	ug/L	100	1		03/11/24 20:24	107-13-1	
Benzene	ND	ug/L	5.0	1		03/11/24 20:24	71-43-2	
Bromobenzene	ND	ug/L	5.0	1		03/11/24 20:24	108-86-1	
Bromochloromethane	ND	ug/L	5.0	1		03/11/24 20:24	74-97-5	
Bromodichloromethane	ND	ug/L	5.0	1		03/11/24 20:24	75-27-4	
Bromoform	ND	ug/L	5.0	1		03/11/24 20:24	75-25-2	
Bromomethane	ND	ug/L	5.0	1		03/11/24 20:24	74-83-9	
2-Butanone (MEK)	ND	ug/L	25.0	1		03/11/24 20:24	78-93-3	
n-Butylbenzene	ND	ug/L	5.0	1		03/11/24 20:24	104-51-8	
sec-Butylbenzene	ND	ug/L	5.0	1		03/11/24 20:24	135-98-8	
tert-Butylbenzene	ND	ug/L	5.0	1		03/11/24 20:24	98-06-6	
Carbon disulfide	ND	ug/L	10.0	1		03/11/24 20:24	75-15-0	
Carbon tetrachloride	ND	ug/L	5.0	1		03/11/24 20:24	56-23-5	
Chlorobenzene	ND	ug/L	5.0	1		03/11/24 20:24	108-90-7	
Chloroethane	ND	ug/L	5.0	1		03/11/24 20:24	75-00-3	
Chloroform	ND	ug/L	5.0	1		03/11/24 20:24	67-66-3	
Chloromethane	ND	ug/L	5.0	1		03/11/24 20:24	74-87-3	
2-Chlorotoluene	ND	ug/L	5.0	1		03/11/24 20:24	95-49-8	
4-Chlorotoluene	ND	ug/L	5.0	1		03/11/24 20:24	106-43-4	
Dibromochloromethane	ND	ug/L	5.0	1		03/11/24 20:24	124-48-1	
1,2-Dibromoethane (EDB)	ND	ug/L	5.0	1		03/11/24 20:24	106-93-4	
Dibromomethane	ND	ug/L	5.0	1		03/11/24 20:24	74-95-3	
1,2-Dichlorobenzene	ND	ug/L	5.0	1		03/11/24 20:24	95-50-1	
1,3-Dichlorobenzene	ND	ug/L	5.0	1		03/11/24 20:24	541-73-1	
1,4-Dichlorobenzene	ND	ug/L	5.0	1		03/11/24 20:24	106-46-7	
trans-1,4-Dichloro-2-butene	ND	ug/L	100	1		03/11/24 20:24	110-57-6	
Dichlorodifluoromethane	ND	ug/L	5.0	1		03/11/24 20:24	75-71-8	
1,1-Dichloroethane	ND	ug/L	5.0	1		03/11/24 20:24	75-34-3	
1,2-Dichloroethane	ND	ug/L	5.0	1		03/11/24 20:24	107-06-2	
1,1-Dichloroethene	ND	ug/L	5.0	1		03/11/24 20:24	75-35-4	
cis-1,2-Dichloroethene	**2450**	ug/L	50.0	10		03/11/24 20:46	156-59-2	
trans-1,2-Dichloroethene	**104**	ug/L	5.0	1		03/11/24 20:24	156-60-5	
1,2-Dichloropropane	ND	ug/L	5.0	1		03/11/24 20:24	78-87-5	
1,3-Dichloropropane	ND	ug/L	5.0	1		03/11/24 20:24	142-28-9	
2,2-Dichloropropane	ND	ug/L	5.0	1		03/11/24 20:24	594-20-7	
1,1-Dichloropropene	ND	ug/L	5.0	1		03/11/24 20:24	563-58-6	
cis-1,3-Dichloropropene	ND	ug/L	5.0	1		03/11/24 20:24	10061-01-5	
trans-1,3-Dichloropropene	ND	ug/L	5.0	1		03/11/24 20:24	10061-02-6	
Ethylbenzene	ND	ug/L	5.0	1		03/11/24 20:24	100-41-4	
Ethyl methacrylate	ND	ug/L	100	1		03/11/24 20:24	97-63-2	
Hexachloro-1,3-butadiene	ND	ug/L	5.0	1		03/11/24 20:24	87-68-3	
n-Hexane	ND	ug/L	5.0	1		03/11/24 20:24	110-54-3	
2-Hexanone	ND	ug/L	25.0	1		03/11/24 20:24	591-78-6	
Iodomethane	ND	ug/L	10.0	1		03/11/24 20:24	74-88-4	

REPORT OF LABORATORY ANALYSIS

This report shall not be reproduced, except in full,
without the written consent of Pace Analytical Services, LLC.

Pace Analytical Services, LLC
7726 Moller Road
Indianapolis, IN 46268
(317)228-3100

ANALYTICAL RESULTS

Project: Houghland Canning
Pace Project No.: 50367377

Sample: MW-57D **Lab ID: 50367377020** Collected: 03/01/24 13:00 Received: 03/05/24 13:30 Matrix: Water

Parameters	Results	Units	Report Limit	DF	Prepared	Analyzed	CAS No.	Qual
8260 MSV Indiana	Analytical Method: EPA 5030/8260 Pace Analytical Services - Indianapolis							
Isopropylbenzene (Cumene)	ND	ug/L	5.0	1		03/11/24 20:24	98-82-8	
p-Isopropyltoluene	ND	ug/L	5.0	1		03/11/24 20:24	99-87-6	
Methylene Chloride	ND	ug/L	5.0	1		03/11/24 20:24	75-09-2	
1-Methylnaphthalene	ND	ug/L	10.0	1		03/11/24 20:24	90-12-0	
2-Methylnaphthalene	ND	ug/L	10.0	1		03/11/24 20:24	91-57-6	
4-Methyl-2-pentanone (MIBK)	ND	ug/L	25.0	1		03/11/24 20:24	108-10-1	
Methyl-tert-butyl ether	ND	ug/L	4.0	1		03/11/24 20:24	1634-04-4	
Naphthalene	ND	ug/L	1.2	1		03/11/24 20:24	91-20-3	
n-Propylbenzene	ND	ug/L	5.0	1		03/11/24 20:24	103-65-1	
Styrene	ND	ug/L	5.0	1		03/11/24 20:24	100-42-5	
1,1,1,2-Tetrachloroethane	ND	ug/L	5.0	1		03/11/24 20:24	630-20-6	
1,1,2,2-Tetrachloroethane	ND	ug/L	5.0	1		03/11/24 20:24	79-34-5	
Tetrachloroethene	ND	ug/L	5.0	1		03/11/24 20:24	127-18-4	
Toluene	ND	ug/L	5.0	1		03/11/24 20:24	108-88-3	
1,2,3-Trichlorobenzene	ND	ug/L	5.0	1		03/11/24 20:24	87-61-6	
1,2,4-Trichlorobenzene	ND	ug/L	5.0	1		03/11/24 20:24	120-82-1	
1,1,1-Trichloroethane	ND	ug/L	5.0	1		03/11/24 20:24	71-55-6	
1,1,2-Trichloroethane	ND	ug/L	5.0	1		03/11/24 20:24	79-00-5	
Trichloroethene	ND	ug/L	5.0	1		03/11/24 20:24	79-01-6	
Trichlorofluoromethane	ND	ug/L	5.0	1		03/11/24 20:24	75-69-4	
1,2,3-Trichloropropane	ND	ug/L	5.0	1		03/11/24 20:24	96-18-4	
1,2,4-Trimethylbenzene	ND	ug/L	5.0	1		03/11/24 20:24	95-63-6	
1,3,5-Trimethylbenzene	ND	ug/L	5.0	1		03/11/24 20:24	108-67-8	
Vinyl acetate	ND	ug/L	50.0	1		03/11/24 20:24	108-05-4	
Vinyl chloride	**111**	ug/L	2.0	1		03/11/24 20:24	75-01-4	
Xylene (Total)	ND	ug/L	10.0	1		03/11/24 20:24	1330-20-7	
Surrogates								
Dibromofluoromethane (S)	97	%.	82-128	1		03/11/24 20:24	1868-53-7	
4-Bromofluorobenzene (S)	100	%.	79-124	1		03/11/24 20:24	460-00-4	
Toluene-d8 (S)	100	%.	73-122	1		03/11/24 20:24	2037-26-5	

REPORT OF LABORATORY ANALYSIS

This report shall not be reproduced, except in full,
without the written consent of Pace Analytical Services, LLC.

Pace Analytical Services, LLC
7726 Moller Road
Indianapolis, IN 46268
(317)228-3100

ANALYTICAL RESULTS

Project: Houghland Canning
Pace Project No.: 50367377

Sample: MW-57S **Lab ID: 50367377021** Collected: 03/01/24 12:20 Received: 03/05/24 13:30 Matrix: Water

Parameters	Results	Units	Report Limit	DF	Prepared	Analyzed	CAS No.	Qual
8260 MSV Indiana	Analytical Method: EPA 5030/8260 Pace Analytical Services - Indianapolis							
Acetone	ND	ug/L	100	1		03/11/24 21:07	67-64-1	
Acrolein	ND	ug/L	50.0	1		03/11/24 21:07	107-02-8	
Acrylonitrile	ND	ug/L	100	1		03/11/24 21:07	107-13-1	
Benzene	ND	ug/L	5.0	1		03/11/24 21:07	71-43-2	
Bromobenzene	ND	ug/L	5.0	1		03/11/24 21:07	108-86-1	
Bromochloromethane	ND	ug/L	5.0	1		03/11/24 21:07	74-97-5	
Bromodichloromethane	ND	ug/L	5.0	1		03/11/24 21:07	75-27-4	
Bromoform	ND	ug/L	5.0	1		03/11/24 21:07	75-25-2	
Bromomethane	ND	ug/L	5.0	1		03/11/24 21:07	74-83-9	
2-Butanone (MEK)	ND	ug/L	25.0	1		03/11/24 21:07	78-93-3	
n-Butylbenzene	ND	ug/L	5.0	1		03/11/24 21:07	104-51-8	
sec-Butylbenzene	ND	ug/L	5.0	1		03/11/24 21:07	135-98-8	
tert-Butylbenzene	ND	ug/L	5.0	1		03/11/24 21:07	98-06-6	
Carbon disulfide	ND	ug/L	10.0	1		03/11/24 21:07	75-15-0	
Carbon tetrachloride	ND	ug/L	5.0	1		03/11/24 21:07	56-23-5	
Chlorobenzene	ND	ug/L	5.0	1		03/11/24 21:07	108-90-7	
Chloroethane	ND	ug/L	5.0	1		03/11/24 21:07	75-00-3	
Chloroform	ND	ug/L	5.0	1		03/11/24 21:07	67-66-3	
Chloromethane	ND	ug/L	5.0	1		03/11/24 21:07	74-87-3	
2-Chlorotoluene	ND	ug/L	5.0	1		03/11/24 21:07	95-49-8	
4-Chlorotoluene	ND	ug/L	5.0	1		03/11/24 21:07	106-43-4	
Dibromochloromethane	ND	ug/L	5.0	1		03/11/24 21:07	124-48-1	
1,2-Dibromoethane (EDB)	ND	ug/L	5.0	1		03/11/24 21:07	106-93-4	
Dibromomethane	ND	ug/L	5.0	1		03/11/24 21:07	74-95-3	
1,2-Dichlorobenzene	ND	ug/L	5.0	1		03/11/24 21:07	95-50-1	
1,3-Dichlorobenzene	ND	ug/L	5.0	1		03/11/24 21:07	541-73-1	
1,4-Dichlorobenzene	ND	ug/L	5.0	1		03/11/24 21:07	106-46-7	
trans-1,4-Dichloro-2-butene	ND	ug/L	100	1		03/11/24 21:07	110-57-6	
Dichlorodifluoromethane	ND	ug/L	5.0	1		03/11/24 21:07	75-71-8	
1,1-Dichloroethane	ND	ug/L	5.0	1		03/11/24 21:07	75-34-3	
1,2-Dichloroethane	ND	ug/L	5.0	1		03/11/24 21:07	107-06-2	
1,1-Dichloroethene	ND	ug/L	5.0	1		03/11/24 21:07	75-35-4	
cis-1,2-Dichloroethene	ND	ug/L	5.0	1		03/11/24 21:07	156-59-2	
trans-1,2-Dichloroethene	ND	ug/L	5.0	1		03/11/24 21:07	156-60-5	
1,2-Dichloropropane	ND	ug/L	5.0	1		03/11/24 21:07	78-87-5	
1,3-Dichloropropane	ND	ug/L	5.0	1		03/11/24 21:07	142-28-9	
2,2-Dichloropropane	ND	ug/L	5.0	1		03/11/24 21:07	594-20-7	
1,1-Dichloropropene	ND	ug/L	5.0	1		03/11/24 21:07	563-58-6	
cis-1,3-Dichloropropene	ND	ug/L	5.0	1		03/11/24 21:07	10061-01-5	
trans-1,3-Dichloropropene	ND	ug/L	5.0	1		03/11/24 21:07	10061-02-6	
Ethylbenzene	ND	ug/L	5.0	1		03/11/24 21:07	100-41-4	
Ethyl methacrylate	ND	ug/L	100	1		03/11/24 21:07	97-63-2	
Hexachloro-1,3-butadiene	ND	ug/L	5.0	1		03/11/24 21:07	87-68-3	
n-Hexane	ND	ug/L	5.0	1		03/11/24 21:07	110-54-3	
2-Hexanone	ND	ug/L	25.0	1		03/11/24 21:07	591-78-6	
Iodomethane	ND	ug/L	10.0	1		03/11/24 21:07	74-88-4	

REPORT OF LABORATORY ANALYSIS

This report shall not be reproduced, except in full,
without the written consent of Pace Analytical Services, LLC.

Pace Analytical Services, LLC
7726 Moller Road
Indianapolis, IN 46268
(317)228-3100

ANALYTICAL RESULTS

Project: Houghland Canning
Pace Project No.: 50367377

Sample: MW-57S **Lab ID: 50367377021** Collected: 03/01/24 12:20 Received: 03/05/24 13:30 Matrix: Water

Parameters	Results	Units	Report Limit	DF	Prepared	Analyzed	CAS No.	Qual
8260 MSV Indiana	Analytical Method: EPA 5030/8260 Pace Analytical Services - Indianapolis							
Isopropylbenzene (Cumene)	ND	ug/L	5.0	1		03/11/24 21:07	98-82-8	
p-Isopropyltoluene	ND	ug/L	5.0	1		03/11/24 21:07	99-87-6	
Methylene Chloride	ND	ug/L	5.0	1		03/11/24 21:07	75-09-2	
1-Methylnaphthalene	ND	ug/L	10.0	1		03/11/24 21:07	90-12-0	
2-Methylnaphthalene	ND	ug/L	10.0	1		03/11/24 21:07	91-57-6	
4-Methyl-2-pentanone (MIBK)	ND	ug/L	25.0	1		03/11/24 21:07	108-10-1	
Methyl-tert-butyl ether	ND	ug/L	4.0	1		03/11/24 21:07	1634-04-4	
Naphthalene	ND	ug/L	1.2	1		03/11/24 21:07	91-20-3	
n-Propylbenzene	ND	ug/L	5.0	1		03/11/24 21:07	103-65-1	
Styrene	ND	ug/L	5.0	1		03/11/24 21:07	100-42-5	
1,1,1,2-Tetrachloroethane	ND	ug/L	5.0	1		03/11/24 21:07	630-20-6	
1,1,2,2-Tetrachloroethane	ND	ug/L	5.0	1		03/11/24 21:07	79-34-5	
Tetrachloroethene	ND	ug/L	5.0	1		03/11/24 21:07	127-18-4	
Toluene	ND	ug/L	5.0	1		03/11/24 21:07	108-88-3	
1,2,3-Trichlorobenzene	ND	ug/L	5.0	1		03/11/24 21:07	87-61-6	
1,2,4-Trichlorobenzene	ND	ug/L	5.0	1		03/11/24 21:07	120-82-1	
1,1,1-Trichloroethane	ND	ug/L	5.0	1		03/11/24 21:07	71-55-6	
1,1,2-Trichloroethane	ND	ug/L	5.0	1		03/11/24 21:07	79-00-5	
Trichloroethene	**420**	ug/L	50.0	10		03/11/24 21:29	79-01-6	
Trichlorofluoromethane	ND	ug/L	5.0	1		03/11/24 21:07	75-69-4	
1,2,3-Trichloropropane	ND	ug/L	5.0	1		03/11/24 21:07	96-18-4	
1,2,4-Trimethylbenzene	ND	ug/L	5.0	1		03/11/24 21:07	95-63-6	
1,3,5-Trimethylbenzene	ND	ug/L	5.0	1		03/11/24 21:07	108-67-8	
Vinyl acetate	ND	ug/L	50.0	1		03/11/24 21:07	108-05-4	
Vinyl chloride	ND	ug/L	2.0	1		03/11/24 21:07	75-01-4	
Xylene (Total)	ND	ug/L	10.0	1		03/11/24 21:07	1330-20-7	
Surrogates								
Dibromofluoromethane (S)	98	%.	82-128	1		03/11/24 21:07	1868-53-7	
4-Bromofluorobenzene (S)	100	%.	79-124	1		03/11/24 21:07	460-00-4	
Toluene-d8 (S)	100	%.	73-122	1		03/11/24 21:07	2037-26-5	

REPORT OF LABORATORY ANALYSIS

This report shall not be reproduced, except in full,
without the written consent of Pace Analytical Services, LLC.

Pace Analytical Services, LLC
7726 Moller Road
Indianapolis, IN 46268
(317)228-3100

ANALYTICAL RESULTS

Project: Houghland Canning
Pace Project No.: 50367377

Sample: MW-58D **Lab ID: 50367377022** Collected: 03/01/24 09:34 Received: 03/05/24 13:30 Matrix: Water

Parameters	Results	Units	Report Limit	DF	Prepared	Analyzed	CAS No.	Qual
8260 MSV Indiana	Analytical Method: EPA 5030/8260 Pace Analytical Services - Indianapolis							
Acetone	ND	ug/L	100	1		03/11/24 21:51	67-64-1	
Acrolein	ND	ug/L	50.0	1		03/11/24 21:51	107-02-8	
Acrylonitrile	ND	ug/L	100	1		03/11/24 21:51	107-13-1	
Benzene	ND	ug/L	5.0	1		03/11/24 21:51	71-43-2	
Bromobenzene	ND	ug/L	5.0	1		03/11/24 21:51	108-86-1	
Bromochloromethane	ND	ug/L	5.0	1		03/11/24 21:51	74-97-5	
Bromodichloromethane	ND	ug/L	5.0	1		03/11/24 21:51	75-27-4	
Bromoform	ND	ug/L	5.0	1		03/11/24 21:51	75-25-2	
Bromomethane	ND	ug/L	5.0	1		03/11/24 21:51	74-83-9	
2-Butanone (MEK)	ND	ug/L	25.0	1		03/11/24 21:51	78-93-3	
n-Butylbenzene	ND	ug/L	5.0	1		03/11/24 21:51	104-51-8	
sec-Butylbenzene	ND	ug/L	5.0	1		03/11/24 21:51	135-98-8	
tert-Butylbenzene	ND	ug/L	5.0	1		03/11/24 21:51	98-06-6	
Carbon disulfide	ND	ug/L	10.0	1		03/11/24 21:51	75-15-0	
Carbon tetrachloride	ND	ug/L	5.0	1		03/11/24 21:51	56-23-5	
Chlorobenzene	ND	ug/L	5.0	1		03/11/24 21:51	108-90-7	
Chloroethane	ND	ug/L	5.0	1		03/11/24 21:51	75-00-3	
Chloroform	ND	ug/L	5.0	1		03/11/24 21:51	67-66-3	
Chloromethane	ND	ug/L	5.0	1		03/11/24 21:51	74-87-3	
2-Chlorotoluene	ND	ug/L	5.0	1		03/11/24 21:51	95-49-8	
4-Chlorotoluene	ND	ug/L	5.0	1		03/11/24 21:51	106-43-4	
Dibromochloromethane	ND	ug/L	5.0	1		03/11/24 21:51	124-48-1	
1,2-Dibromoethane (EDB)	ND	ug/L	5.0	1		03/11/24 21:51	106-93-4	
Dibromomethane	ND	ug/L	5.0	1		03/11/24 21:51	74-95-3	
1,2-Dichlorobenzene	ND	ug/L	5.0	1		03/11/24 21:51	95-50-1	
1,3-Dichlorobenzene	ND	ug/L	5.0	1		03/11/24 21:51	541-73-1	
1,4-Dichlorobenzene	ND	ug/L	5.0	1		03/11/24 21:51	106-46-7	
trans-1,4-Dichloro-2-butene	ND	ug/L	100	1		03/11/24 21:51	110-57-6	
Dichlorodifluoromethane	ND	ug/L	5.0	1		03/11/24 21:51	75-71-8	
1,1-Dichloroethane	ND	ug/L	5.0	1		03/11/24 21:51	75-34-3	
1,2-Dichloroethane	ND	ug/L	5.0	1		03/11/24 21:51	107-06-2	
1,1-Dichloroethene	ND	ug/L	5.0	1		03/11/24 21:51	75-35-4	
cis-1,2-Dichloroethene	ND	ug/L	5.0	1		03/11/24 21:51	156-59-2	
trans-1,2-Dichloroethene	ND	ug/L	5.0	1		03/11/24 21:51	156-60-5	
1,2-Dichloropropane	ND	ug/L	5.0	1		03/11/24 21:51	78-87-5	
1,3-Dichloropropane	ND	ug/L	5.0	1		03/11/24 21:51	142-28-9	
2,2-Dichloropropane	ND	ug/L	5.0	1		03/11/24 21:51	594-20-7	
1,1-Dichloropropene	ND	ug/L	5.0	1		03/11/24 21:51	563-58-6	
cis-1,3-Dichloropropene	ND	ug/L	5.0	1		03/11/24 21:51	10061-01-5	
trans-1,3-Dichloropropene	ND	ug/L	5.0	1		03/11/24 21:51	10061-02-6	
Ethylbenzene	ND	ug/L	5.0	1		03/11/24 21:51	100-41-4	
Ethyl methacrylate	ND	ug/L	100	1		03/11/24 21:51	97-63-2	
Hexachloro-1,3-butadiene	ND	ug/L	5.0	1		03/11/24 21:51	87-68-3	
n-Hexane	ND	ug/L	5.0	1		03/11/24 21:51	110-54-3	
2-Hexanone	ND	ug/L	25.0	1		03/11/24 21:51	591-78-6	
Iodomethane	ND	ug/L	10.0	1		03/11/24 21:51	74-88-4	

REPORT OF LABORATORY ANALYSIS

This report shall not be reproduced, except in full,
without the written consent of Pace Analytical Services, LLC.

Pace Analytical Services, LLC
7726 Moller Road
Indianapolis, IN 46268
(317)228-3100

ANALYTICAL RESULTS

Project: Houghland Canning
Pace Project No.: 50367377

Sample: MW-58D **Lab ID: 50367377022** Collected: 03/01/24 09:34 Received: 03/05/24 13:30 Matrix: Water

Parameters	Results	Units	Report Limit	DF	Prepared	Analyzed	CAS No.	Qual
8260 MSV Indiana	Analytical Method: EPA 5030/8260 Pace Analytical Services - Indianapolis							
Isopropylbenzene (Cumene)	ND	ug/L	5.0	1		03/11/24 21:51	98-82-8	
p-Isopropyltoluene	ND	ug/L	5.0	1		03/11/24 21:51	99-87-6	
Methylene Chloride	ND	ug/L	5.0	1		03/11/24 21:51	75-09-2	
1-Methylnaphthalene	ND	ug/L	10.0	1		03/11/24 21:51	90-12-0	
2-Methylnaphthalene	ND	ug/L	10.0	1		03/11/24 21:51	91-57-6	
4-Methyl-2-pentanone (MIBK)	ND	ug/L	25.0	1		03/11/24 21:51	108-10-1	
Methyl-tert-butyl ether	ND	ug/L	4.0	1		03/11/24 21:51	1634-04-4	
Naphthalene	ND	ug/L	1.2	1		03/11/24 21:51	91-20-3	
n-Propylbenzene	ND	ug/L	5.0	1		03/11/24 21:51	103-65-1	
Styrene	ND	ug/L	5.0	1		03/11/24 21:51	100-42-5	
1,1,1,2-Tetrachloroethane	ND	ug/L	5.0	1		03/11/24 21:51	630-20-6	
1,1,2,2-Tetrachloroethane	ND	ug/L	5.0	1		03/11/24 21:51	79-34-5	
Tetrachloroethene	ND	ug/L	5.0	1		03/11/24 21:51	127-18-4	
Toluene	ND	ug/L	5.0	1		03/11/24 21:51	108-88-3	
1,2,3-Trichlorobenzene	ND	ug/L	5.0	1		03/11/24 21:51	87-61-6	
1,2,4-Trichlorobenzene	ND	ug/L	5.0	1		03/11/24 21:51	120-82-1	
1,1,1-Trichloroethane	ND	ug/L	5.0	1		03/11/24 21:51	71-55-6	
1,1,2-Trichloroethane	ND	ug/L	5.0	1		03/11/24 21:51	79-00-5	
Trichloroethene	ND	ug/L	5.0	1		03/11/24 21:51	79-01-6	
Trichlorofluoromethane	ND	ug/L	5.0	1		03/11/24 21:51	75-69-4	
1,2,3-Trichloropropane	ND	ug/L	5.0	1		03/11/24 21:51	96-18-4	
1,2,4-Trimethylbenzene	ND	ug/L	5.0	1		03/11/24 21:51	95-63-6	
1,3,5-Trimethylbenzene	ND	ug/L	5.0	1		03/11/24 21:51	108-67-8	
Vinyl acetate	ND	ug/L	50.0	1		03/11/24 21:51	108-05-4	
Vinyl chloride	**478**	ug/L	50.0	25		03/11/24 22:12	75-01-4	
Xylene (Total)	ND	ug/L	10.0	1		03/11/24 21:51	1330-20-7	
Surrogates								
Dibromofluoromethane (S)	97	%.	82-128	1		03/11/24 21:51	1868-53-7	
4-Bromofluorobenzene (S)	99	%.	79-124	1		03/11/24 21:51	460-00-4	
Toluene-d8 (S)	100	%.	73-122	1		03/11/24 21:51	2037-26-5	

REPORT OF LABORATORY ANALYSIS

This report shall not be reproduced, except in full,
without the written consent of Pace Analytical Services, LLC.

Pace Analytical Services, LLC
7726 Moller Road
Indianapolis, IN 46268
(317)228-3100

ANALYTICAL RESULTS

Project: Houghland Canning
Pace Project No.: 50367377

Sample: MW-58S **Lab ID: 50367377023** Collected: 03/01/24 09:04 Received: 03/05/24 13:30 Matrix: Water

Parameters	Results	Units	Report Limit	DF	Prepared	Analyzed	CAS No.	Qual
8260 MSV Indiana	Analytical Method: EPA 5030/8260 Pace Analytical Services - Indianapolis							
Acetone	ND	ug/L	100	1		03/13/24 14:42	67-64-1	
Acrolein	ND	ug/L	50.0	1		03/13/24 14:42	107-02-8	
Acrylonitrile	ND	ug/L	100	1		03/13/24 14:42	107-13-1	
Benzene	ND	ug/L	5.0	1		03/13/24 14:42	71-43-2	
Bromobenzene	ND	ug/L	5.0	1		03/13/24 14:42	108-86-1	
Bromochloromethane	ND	ug/L	5.0	1		03/13/24 14:42	74-97-5	
Bromodichloromethane	ND	ug/L	5.0	1		03/13/24 14:42	75-27-4	
Bromoform	ND	ug/L	5.0	1		03/13/24 14:42	75-25-2	
Bromomethane	ND	ug/L	5.0	1		03/13/24 14:42	74-83-9	
2-Butanone (MEK)	ND	ug/L	25.0	1		03/13/24 14:42	78-93-3	
n-Butylbenzene	ND	ug/L	5.0	1		03/13/24 14:42	104-51-8	
sec-Butylbenzene	ND	ug/L	5.0	1		03/13/24 14:42	135-98-8	
tert-Butylbenzene	ND	ug/L	5.0	1		03/13/24 14:42	98-06-6	
Carbon disulfide	ND	ug/L	10.0	1		03/13/24 14:42	75-15-0	
Carbon tetrachloride	ND	ug/L	5.0	1		03/13/24 14:42	56-23-5	
Chlorobenzene	ND	ug/L	5.0	1		03/13/24 14:42	108-90-7	
Chloroethane	ND	ug/L	5.0	1		03/13/24 14:42	75-00-3	
Chloroform	ND	ug/L	5.0	1		03/13/24 14:42	67-66-3	
Chloromethane	ND	ug/L	5.0	1		03/13/24 14:42	74-87-3	
2-Chlorotoluene	ND	ug/L	5.0	1		03/13/24 14:42	95-49-8	
4-Chlorotoluene	ND	ug/L	5.0	1		03/13/24 14:42	106-43-4	
Dibromochloromethane	ND	ug/L	5.0	1		03/13/24 14:42	124-48-1	
1,2-Dibromoethane (EDB)	ND	ug/L	5.0	1		03/13/24 14:42	106-93-4	
Dibromomethane	ND	ug/L	5.0	1		03/13/24 14:42	74-95-3	
1,2-Dichlorobenzene	ND	ug/L	5.0	1		03/13/24 14:42	95-50-1	
1,3-Dichlorobenzene	ND	ug/L	5.0	1		03/13/24 14:42	541-73-1	
1,4-Dichlorobenzene	ND	ug/L	5.0	1		03/13/24 14:42	106-46-7	
trans-1,4-Dichloro-2-butene	ND	ug/L	100	1		03/13/24 14:42	110-57-6	
Dichlorodifluoromethane	ND	ug/L	5.0	1		03/13/24 14:42	75-71-8	
1,1-Dichloroethane	ND	ug/L	5.0	1		03/13/24 14:42	75-34-3	
1,2-Dichloroethane	ND	ug/L	5.0	1		03/13/24 14:42	107-06-2	
1,1-Dichloroethene	ND	ug/L	5.0	1		03/13/24 14:42	75-35-4	
cis-1,2-Dichloroethene	ND	ug/L	5.0	1		03/13/24 14:42	156-59-2	
trans-1,2-Dichloroethene	ND	ug/L	5.0	1		03/13/24 14:42	156-60-5	
1,2-Dichloropropane	ND	ug/L	5.0	1		03/13/24 14:42	78-87-5	
1,3-Dichloropropane	ND	ug/L	5.0	1		03/13/24 14:42	142-28-9	
2,2-Dichloropropane	ND	ug/L	5.0	1		03/13/24 14:42	594-20-7	
1,1-Dichloropropene	ND	ug/L	5.0	1		03/13/24 14:42	563-58-6	
cis-1,3-Dichloropropene	ND	ug/L	5.0	1		03/13/24 14:42	10061-01-5	
trans-1,3-Dichloropropene	ND	ug/L	5.0	1		03/13/24 14:42	10061-02-6	
Ethylbenzene	ND	ug/L	5.0	1		03/13/24 14:42	100-41-4	
Ethyl methacrylate	ND	ug/L	100	1		03/13/24 14:42	97-63-2	
Hexachloro-1,3-butadiene	ND	ug/L	5.0	1		03/13/24 14:42	87-68-3	
n-Hexane	ND	ug/L	5.0	1		03/13/24 14:42	110-54-3	
2-Hexanone	ND	ug/L	25.0	1		03/13/24 14:42	591-78-6	
Iodomethane	ND	ug/L	10.0	1		03/13/24 14:42	74-88-4	

REPORT OF LABORATORY ANALYSIS

This report shall not be reproduced, except in full,
without the written consent of Pace Analytical Services, LLC.

Pace Analytical Services, LLC
7726 Moller Road
Indianapolis, IN 46268
(317)228-3100

ANALYTICAL RESULTS

Project: Houghland Canning
Pace Project No.: 50367377

Sample: MW-58S **Lab ID: 50367377023** Collected: 03/01/24 09:04 Received: 03/05/24 13:30 Matrix: Water

Parameters	Results	Units	Report Limit	DF	Prepared	Analyzed	CAS No.	Qual
8260 MSV Indiana	Analytical Method: EPA 5030/8260 Pace Analytical Services - Indianapolis							
Isopropylbenzene (Cumene)	ND	ug/L	5.0	1		03/13/24 14:42	98-82-8	
p-Isopropyltoluene	ND	ug/L	5.0	1		03/13/24 14:42	99-87-6	
Methylene Chloride	ND	ug/L	5.0	1		03/13/24 14:42	75-09-2	
1-Methylnaphthalene	ND	ug/L	10.0	1		03/13/24 14:42	90-12-0	
2-Methylnaphthalene	ND	ug/L	10.0	1		03/13/24 14:42	91-57-6	
4-Methyl-2-pentanone (MIBK)	ND	ug/L	25.0	1		03/13/24 14:42	108-10-1	
Methyl-tert-butyl ether	ND	ug/L	4.0	1		03/13/24 14:42	1634-04-4	
Naphthalene	ND	ug/L	1.2	1		03/13/24 14:42	91-20-3	
n-Propylbenzene	ND	ug/L	5.0	1		03/13/24 14:42	103-65-1	
Styrene	ND	ug/L	5.0	1		03/13/24 14:42	100-42-5	
1,1,1,2-Tetrachloroethane	ND	ug/L	5.0	1		03/13/24 14:42	630-20-6	
1,1,2,2-Tetrachloroethane	ND	ug/L	5.0	1		03/13/24 14:42	79-34-5	
Tetrachloroethene	ND	ug/L	5.0	1		03/13/24 14:42	127-18-4	
Toluene	ND	ug/L	5.0	1		03/13/24 14:42	108-88-3	
1,2,3-Trichlorobenzene	ND	ug/L	5.0	1		03/13/24 14:42	87-61-6	
1,2,4-Trichlorobenzene	ND	ug/L	5.0	1		03/13/24 14:42	120-82-1	
1,1,1-Trichloroethane	ND	ug/L	5.0	1		03/13/24 14:42	71-55-6	
1,1,2-Trichloroethane	ND	ug/L	5.0	1		03/13/24 14:42	79-00-5	
Trichloroethene	ND	ug/L	5.0	1		03/13/24 14:42	79-01-6	
Trichlorofluoromethane	ND	ug/L	5.0	1		03/13/24 14:42	75-69-4	
1,2,3-Trichloropropane	ND	ug/L	5.0	1		03/13/24 14:42	96-18-4	
1,2,4-Trimethylbenzene	ND	ug/L	5.0	1		03/13/24 14:42	95-63-6	
1,3,5-Trimethylbenzene	ND	ug/L	5.0	1		03/13/24 14:42	108-67-8	
Vinyl acetate	ND	ug/L	50.0	1		03/13/24 14:42	108-05-4	
Vinyl chloride	ND	ug/L	2.0	1		03/13/24 14:42	75-01-4	
Xylene (Total)	ND	ug/L	10.0	1		03/13/24 14:42	1330-20-7	
Surrogates								
Dibromofluoromethane (S)	99	%.	82-128	1		03/13/24 14:42	1868-53-7	
4-Bromofluorobenzene (S)	96	%.	79-124	1		03/13/24 14:42	460-00-4	
Toluene-d8 (S)	98	%.	73-122	1		03/13/24 14:42	2037-26-5	

REPORT OF LABORATORY ANALYSIS

This report shall not be reproduced, except in full,
without the written consent of Pace Analytical Services, LLC.

Pace Analytical Services, LLC
7726 Moller Road
Indianapolis, IN 46268
(317)228-3100

ANALYTICAL RESULTS

Project: Houghland Canning
Pace Project No.: 50367377

Sample: MW-55D **Lab ID: 50367377024** Collected: 03/01/24 08:04 Received: 03/05/24 13:30 Matrix: Water

Parameters	Results	Units	Report Limit	DF	Prepared	Analyzed	CAS No.	Qual
8260 MSV Indiana	Analytical Method: EPA 5030/8260 Pace Analytical Services - Indianapolis							
Acetone	ND	ug/L	100	1		03/11/24 22:34	67-64-1	
Acrolein	ND	ug/L	50.0	1		03/11/24 22:34	107-02-8	
Acrylonitrile	ND	ug/L	100	1		03/11/24 22:34	107-13-1	
Benzene	ND	ug/L	5.0	1		03/11/24 22:34	71-43-2	
Bromobenzene	ND	ug/L	5.0	1		03/11/24 22:34	108-86-1	
Bromochloromethane	ND	ug/L	5.0	1		03/11/24 22:34	74-97-5	
Bromodichloromethane	ND	ug/L	5.0	1		03/11/24 22:34	75-27-4	
Bromoform	ND	ug/L	5.0	1		03/11/24 22:34	75-25-2	
Bromomethane	ND	ug/L	5.0	1		03/11/24 22:34	74-83-9	
2-Butanone (MEK)	ND	ug/L	25.0	1		03/11/24 22:34	78-93-3	
n-Butylbenzene	ND	ug/L	5.0	1		03/11/24 22:34	104-51-8	
sec-Butylbenzene	ND	ug/L	5.0	1		03/11/24 22:34	135-98-8	
tert-Butylbenzene	ND	ug/L	5.0	1		03/11/24 22:34	98-06-6	
Carbon disulfide	ND	ug/L	10.0	1		03/11/24 22:34	75-15-0	
Carbon tetrachloride	ND	ug/L	5.0	1		03/11/24 22:34	56-23-5	
Chlorobenzene	ND	ug/L	5.0	1		03/11/24 22:34	108-90-7	
Chloroethane	ND	ug/L	5.0	1		03/11/24 22:34	75-00-3	
Chloroform	ND	ug/L	5.0	1		03/11/24 22:34	67-66-3	
Chloromethane	ND	ug/L	5.0	1		03/11/24 22:34	74-87-3	
2-Chlorotoluene	ND	ug/L	5.0	1		03/11/24 22:34	95-49-8	
4-Chlorotoluene	ND	ug/L	5.0	1		03/11/24 22:34	106-43-4	
Dibromochloromethane	ND	ug/L	5.0	1		03/11/24 22:34	124-48-1	
1,2-Dibromoethane (EDB)	ND	ug/L	5.0	1		03/11/24 22:34	106-93-4	
Dibromomethane	ND	ug/L	5.0	1		03/11/24 22:34	74-95-3	
1,2-Dichlorobenzene	ND	ug/L	5.0	1		03/11/24 22:34	95-50-1	
1,3-Dichlorobenzene	ND	ug/L	5.0	1		03/11/24 22:34	541-73-1	
1,4-Dichlorobenzene	ND	ug/L	5.0	1		03/11/24 22:34	106-46-7	
trans-1,4-Dichloro-2-butene	ND	ug/L	100	1		03/11/24 22:34	110-57-6	
Dichlorodifluoromethane	ND	ug/L	5.0	1		03/11/24 22:34	75-71-8	
1,1-Dichloroethane	ND	ug/L	5.0	1		03/11/24 22:34	75-34-3	
1,2-Dichloroethane	ND	ug/L	5.0	1		03/11/24 22:34	107-06-2	
1,1-Dichloroethene	ND	ug/L	5.0	1		03/11/24 22:34	75-35-4	
cis-1,2-Dichloroethene	**121**	ug/L	5.0	1		03/11/24 22:34	156-59-2	
trans-1,2-Dichloroethene	ND	ug/L	5.0	1		03/11/24 22:34	156-60-5	
1,2-Dichloropropane	ND	ug/L	5.0	1		03/11/24 22:34	78-87-5	
1,3-Dichloropropane	ND	ug/L	5.0	1		03/11/24 22:34	142-28-9	
2,2-Dichloropropane	ND	ug/L	5.0	1		03/11/24 22:34	594-20-7	
1,1-Dichloropropene	ND	ug/L	5.0	1		03/11/24 22:34	563-58-6	
cis-1,3-Dichloropropene	ND	ug/L	5.0	1		03/11/24 22:34	10061-01-5	
trans-1,3-Dichloropropene	ND	ug/L	5.0	1		03/11/24 22:34	10061-02-6	
Ethylbenzene	ND	ug/L	5.0	1		03/11/24 22:34	100-41-4	
Ethyl methacrylate	ND	ug/L	100	1		03/11/24 22:34	97-63-2	
Hexachloro-1,3-butadiene	ND	ug/L	5.0	1		03/11/24 22:34	87-68-3	
n-Hexane	ND	ug/L	5.0	1		03/11/24 22:34	110-54-3	
2-Hexanone	ND	ug/L	25.0	1		03/11/24 22:34	591-78-6	
Iodomethane	ND	ug/L	10.0	1		03/11/24 22:34	74-88-4	

REPORT OF LABORATORY ANALYSIS

This report shall not be reproduced, except in full,
without the written consent of Pace Analytical Services, LLC.

Pace Analytical Services, LLC
7726 Moller Road
Indianapolis, IN 46268
(317)228-3100

ANALYTICAL RESULTS

Project: Houghland Canning
Pace Project No.: 50367377

Sample: MW-55D **Lab ID: 50367377024** Collected: 03/01/24 08:04 Received: 03/05/24 13:30 Matrix: Water

Parameters	Results	Units	Report Limit	DF	Prepared	Analyzed	CAS No.	Qual
8260 MSV Indiana	Analytical Method: EPA 5030/8260							
	Pace Analytical Services - Indianapolis							
Isopropylbenzene (Cumene)	ND	ug/L	5.0	1		03/11/24 22:34	98-82-8	
p-Isopropyltoluene	ND	ug/L	5.0	1		03/11/24 22:34	99-87-6	
Methylene Chloride	ND	ug/L	5.0	1		03/11/24 22:34	75-09-2	
1-Methylnaphthalene	ND	ug/L	10.0	1		03/11/24 22:34	90-12-0	
2-Methylnaphthalene	ND	ug/L	10.0	1		03/11/24 22:34	91-57-6	
4-Methyl-2-pentanone (MIBK)	ND	ug/L	25.0	1		03/11/24 22:34	108-10-1	
Methyl-tert-butyl ether	ND	ug/L	4.0	1		03/11/24 22:34	1634-04-4	
Naphthalene	ND	ug/L	1.2	1		03/11/24 22:34	91-20-3	
n-Propylbenzene	ND	ug/L	5.0	1		03/11/24 22:34	103-65-1	
Styrene	ND	ug/L	5.0	1		03/11/24 22:34	100-42-5	
1,1,1,2-Tetrachloroethane	ND	ug/L	5.0	1		03/11/24 22:34	630-20-6	
1,1,2,2-Tetrachloroethane	ND	ug/L	5.0	1		03/11/24 22:34	79-34-5	
Tetrachloroethene	ND	ug/L	5.0	1		03/11/24 22:34	127-18-4	
Toluene	ND	ug/L	5.0	1		03/11/24 22:34	108-88-3	
1,2,3-Trichlorobenzene	ND	ug/L	5.0	1		03/11/24 22:34	87-61-6	
1,2,4-Trichlorobenzene	ND	ug/L	5.0	1		03/11/24 22:34	120-82-1	
1,1,1-Trichloroethane	ND	ug/L	5.0	1		03/11/24 22:34	71-55-6	
1,1,2-Trichloroethane	ND	ug/L	5.0	1		03/11/24 22:34	79-00-5	
Trichloroethene	ND	ug/L	5.0	1		03/11/24 22:34	79-01-6	
Trichlorofluoromethane	ND	ug/L	5.0	1		03/11/24 22:34	75-69-4	
1,2,3-Trichloropropane	ND	ug/L	5.0	1		03/11/24 22:34	96-18-4	
1,2,4-Trimethylbenzene	ND	ug/L	5.0	1		03/11/24 22:34	95-63-6	
1,3,5-Trimethylbenzene	ND	ug/L	5.0	1		03/11/24 22:34	108-67-8	
Vinyl acetate	ND	ug/L	50.0	1		03/11/24 22:34	108-05-4	
Vinyl chloride	**428**	ug/L	20.0	10		03/11/24 22:55	75-01-4	
Xylene (Total)	ND	ug/L	10.0	1		03/11/24 22:34	1330-20-7	
Surrogates								
Dibromofluoromethane (S)	97	%.	82-128	1		03/11/24 22:34	1868-53-7	
4-Bromofluorobenzene (S)	99	%.	79-124	1		03/11/24 22:34	460-00-4	
Toluene-d8 (S)	100	%.	73-122	1		03/11/24 22:34	2037-26-5	

REPORT OF LABORATORY ANALYSIS

This report shall not be reproduced, except in full,
without the written consent of Pace Analytical Services, LLC.

Pace Analytical Services, LLC
7726 Moller Road
Indianapolis, IN 46268
(317)228-3100

ANALYTICAL RESULTS

Project: Houghland Canning
Pace Project No.: 50367377

Sample: MW-55S **Lab ID: 50367377025** Collected: 03/01/24 08:32 Received: 03/05/24 13:30 Matrix: Water

Parameters	Results	Units	Report Limit	DF	Prepared	Analyzed	CAS No.	Qual
8260 MSV Indiana	Analytical Method: EPA 5030/8260 Pace Analytical Services - Indianapolis							
Acetone	ND	ug/L	100	1		03/11/24 23:57	67-64-1	
Acrolein	ND	ug/L	50.0	1		03/11/24 23:57	107-02-8	
Acrylonitrile	ND	ug/L	100	1		03/11/24 23:57	107-13-1	
Benzene	ND	ug/L	5.0	1		03/11/24 23:57	71-43-2	
Bromobenzene	ND	ug/L	5.0	1		03/11/24 23:57	108-86-1	
Bromochloromethane	ND	ug/L	5.0	1		03/11/24 23:57	74-97-5	
Bromodichloromethane	ND	ug/L	5.0	1		03/11/24 23:57	75-27-4	
Bromoform	ND	ug/L	5.0	1		03/11/24 23:57	75-25-2	
Bromomethane	ND	ug/L	5.0	1		03/11/24 23:57	74-83-9	
2-Butanone (MEK)	ND	ug/L	25.0	1		03/11/24 23:57	78-93-3	
n-Butylbenzene	ND	ug/L	5.0	1		03/11/24 23:57	104-51-8	
sec-Butylbenzene	ND	ug/L	5.0	1		03/11/24 23:57	135-98-8	
tert-Butylbenzene	ND	ug/L	5.0	1		03/11/24 23:57	98-06-6	
Carbon disulfide	ND	ug/L	10.0	1		03/11/24 23:57	75-15-0	
Carbon tetrachloride	ND	ug/L	5.0	1		03/11/24 23:57	56-23-5	
Chlorobenzene	ND	ug/L	5.0	1		03/11/24 23:57	108-90-7	
Chloroethane	ND	ug/L	5.0	1		03/11/24 23:57	75-00-3	
Chloroform	ND	ug/L	5.0	1		03/11/24 23:57	67-66-3	
Chloromethane	ND	ug/L	5.0	1		03/11/24 23:57	74-87-3	
2-Chlorotoluene	ND	ug/L	5.0	1		03/11/24 23:57	95-49-8	
4-Chlorotoluene	ND	ug/L	5.0	1		03/11/24 23:57	106-43-4	
Dibromochloromethane	ND	ug/L	5.0	1		03/11/24 23:57	124-48-1	
1,2-Dibromoethane (EDB)	ND	ug/L	5.0	1		03/11/24 23:57	106-93-4	
Dibromomethane	ND	ug/L	5.0	1		03/11/24 23:57	74-95-3	
1,2-Dichlorobenzene	ND	ug/L	5.0	1		03/11/24 23:57	95-50-1	
1,3-Dichlorobenzene	ND	ug/L	5.0	1		03/11/24 23:57	541-73-1	
1,4-Dichlorobenzene	ND	ug/L	5.0	1		03/11/24 23:57	106-46-7	
trans-1,4-Dichloro-2-butene	ND	ug/L	100	1		03/11/24 23:57	110-57-6	
Dichlorodifluoromethane	ND	ug/L	5.0	1		03/11/24 23:57	75-71-8	
1,1-Dichloroethane	ND	ug/L	5.0	1		03/11/24 23:57	75-34-3	
1,2-Dichloroethane	ND	ug/L	5.0	1		03/11/24 23:57	107-06-2	
1,1-Dichloroethene	ND	ug/L	5.0	1		03/11/24 23:57	75-35-4	
cis-1,2-Dichloroethene	ND	ug/L	5.0	1		03/11/24 23:57	156-59-2	
trans-1,2-Dichloroethene	ND	ug/L	5.0	1		03/11/24 23:57	156-60-5	
1,2-Dichloropropane	ND	ug/L	5.0	1		03/11/24 23:57	78-87-5	
1,3-Dichloropropane	ND	ug/L	5.0	1		03/11/24 23:57	142-28-9	
2,2-Dichloropropane	ND	ug/L	5.0	1		03/11/24 23:57	594-20-7	
1,1-Dichloropropene	ND	ug/L	5.0	1		03/11/24 23:57	563-58-6	
cis-1,3-Dichloropropene	ND	ug/L	5.0	1		03/11/24 23:57	10061-01-5	
trans-1,3-Dichloropropene	ND	ug/L	5.0	1		03/11/24 23:57	10061-02-6	
Ethylbenzene	ND	ug/L	5.0	1		03/11/24 23:57	100-41-4	
Ethyl methacrylate	ND	ug/L	100	1		03/11/24 23:57	97-63-2	
Hexachloro-1,3-butadiene	ND	ug/L	5.0	1		03/11/24 23:57	87-68-3	
n-Hexane	ND	ug/L	5.0	1		03/11/24 23:57	110-54-3	
2-Hexanone	ND	ug/L	25.0	1		03/11/24 23:57	591-78-6	
Iodomethane	ND	ug/L	10.0	1		03/11/24 23:57	74-88-4	

REPORT OF LABORATORY ANALYSIS

This report shall not be reproduced, except in full,
without the written consent of Pace Analytical Services, LLC.

Pace Analytical Services, LLC
7726 Moller Road
Indianapolis, IN 46268
(317)228-3100

ANALYTICAL RESULTS

Project: Houghland Canning
Pace Project No.: 50367377

Sample: MW-55S **Lab ID: 50367377025** Collected: 03/01/24 08:32 Received: 03/05/24 13:30 Matrix: Water

Parameters	Results	Units	Report Limit	DF	Prepared	Analyzed	CAS No.	Qual
8260 MSV Indiana	Analytical Method: EPA 5030/8260 Pace Analytical Services - Indianapolis							
Isopropylbenzene (Cumene)	ND	ug/L	5.0	1		03/11/24 23:57	98-82-8	
p-Isopropyltoluene	ND	ug/L	5.0	1		03/11/24 23:57	99-87-6	
Methylene Chloride	ND	ug/L	5.0	1		03/11/24 23:57	75-09-2	
1-Methylnaphthalene	ND	ug/L	10.0	1		03/11/24 23:57	90-12-0	
2-Methylnaphthalene	ND	ug/L	10.0	1		03/11/24 23:57	91-57-6	
4-Methyl-2-pentanone (MIBK)	ND	ug/L	25.0	1		03/11/24 23:57	108-10-1	
Methyl-tert-butyl ether	ND	ug/L	4.0	1		03/11/24 23:57	1634-04-4	
Naphthalene	ND	ug/L	1.2	1		03/11/24 23:57	91-20-3	
n-Propylbenzene	ND	ug/L	5.0	1		03/11/24 23:57	103-65-1	
Styrene	ND	ug/L	5.0	1		03/11/24 23:57	100-42-5	
1,1,1,2-Tetrachloroethane	ND	ug/L	5.0	1		03/11/24 23:57	630-20-6	
1,1,2,2-Tetrachloroethane	ND	ug/L	5.0	1		03/11/24 23:57	79-34-5	
Tetrachloroethene	ND	ug/L	5.0	1		03/11/24 23:57	127-18-4	
Toluene	ND	ug/L	5.0	1		03/11/24 23:57	108-88-3	
1,2,3-Trichlorobenzene	ND	ug/L	5.0	1		03/11/24 23:57	87-61-6	
1,2,4-Trichlorobenzene	ND	ug/L	5.0	1		03/11/24 23:57	120-82-1	
1,1,1-Trichloroethane	ND	ug/L	5.0	1		03/11/24 23:57	71-55-6	
1,1,2-Trichloroethane	ND	ug/L	5.0	1		03/11/24 23:57	79-00-5	
Trichloroethene	**43.8**	ug/L	5.0	1		03/11/24 23:57	79-01-6	
Trichlorofluoromethane	ND	ug/L	5.0	1		03/11/24 23:57	75-69-4	
1,2,3-Trichloropropane	ND	ug/L	5.0	1		03/11/24 23:57	96-18-4	
1,2,4-Trimethylbenzene	ND	ug/L	5.0	1		03/11/24 23:57	95-63-6	
1,3,5-Trimethylbenzene	ND	ug/L	5.0	1		03/11/24 23:57	108-67-8	
Vinyl acetate	ND	ug/L	50.0	1		03/11/24 23:57	108-05-4	
Vinyl chloride	ND	ug/L	2.0	1		03/11/24 23:57	75-01-4	
Xylene (Total)	ND	ug/L	10.0	1		03/11/24 23:57	1330-20-7	
Surrogates								
Dibromofluoromethane (S)	96	%.	82-128	1		03/11/24 23:57	1868-53-7	
4-Bromofluorobenzene (S)	99	%.	79-124	1		03/11/24 23:57	460-00-4	
Toluene-d8 (S)	98	%.	73-122	1		03/11/24 23:57	2037-26-5	

REPORT OF LABORATORY ANALYSIS

This report shall not be reproduced, except in full,
without the written consent of Pace Analytical Services, LLC.

Pace Analytical Services, LLC
7726 Moller Road
Indianapolis, IN 46268
(317)228-3100

ANALYTICAL RESULTS

Project: Houghland Canning
Pace Project No.: 50367377

Sample: MW-40 **Lab ID: 50367377026** Collected: 03/05/24 09:45 Received: 03/05/24 13:30 Matrix: Water

Parameters	Results	Units	Report Limit	DF	Prepared	Analyzed	CAS No.	Qual
8260 MSV Indiana	Analytical Method: EPA 5030/8260 Pace Analytical Services - Indianapolis							
Acetone	ND	ug/L	100	1		03/11/24 23:17	67-64-1	
Acrolein	ND	ug/L	50.0	1		03/11/24 23:17	107-02-8	
Acrylonitrile	ND	ug/L	100	1		03/11/24 23:17	107-13-1	
Benzene	ND	ug/L	5.0	1		03/11/24 23:17	71-43-2	
Bromobenzene	ND	ug/L	5.0	1		03/11/24 23:17	108-86-1	
Bromochloromethane	ND	ug/L	5.0	1		03/11/24 23:17	74-97-5	
Bromodichloromethane	ND	ug/L	5.0	1		03/11/24 23:17	75-27-4	
Bromoform	ND	ug/L	5.0	1		03/11/24 23:17	75-25-2	
Bromomethane	ND	ug/L	5.0	1		03/11/24 23:17	74-83-9	
2-Butanone (MEK)	ND	ug/L	25.0	1		03/11/24 23:17	78-93-3	
n-Butylbenzene	ND	ug/L	5.0	1		03/11/24 23:17	104-51-8	
sec-Butylbenzene	ND	ug/L	5.0	1		03/11/24 23:17	135-98-8	
tert-Butylbenzene	ND	ug/L	5.0	1		03/11/24 23:17	98-06-6	
Carbon disulfide	ND	ug/L	10.0	1		03/11/24 23:17	75-15-0	
Carbon tetrachloride	ND	ug/L	5.0	1		03/11/24 23:17	56-23-5	
Chlorobenzene	ND	ug/L	5.0	1		03/11/24 23:17	108-90-7	
Chloroethane	ND	ug/L	5.0	1		03/11/24 23:17	75-00-3	
Chloroform	ND	ug/L	5.0	1		03/11/24 23:17	67-66-3	
Chloromethane	ND	ug/L	5.0	1		03/11/24 23:17	74-87-3	
2-Chlorotoluene	ND	ug/L	5.0	1		03/11/24 23:17	95-49-8	
4-Chlorotoluene	ND	ug/L	5.0	1		03/11/24 23:17	106-43-4	
Dibromochloromethane	ND	ug/L	5.0	1		03/11/24 23:17	124-48-1	
1,2-Dibromoethane (EDB)	ND	ug/L	5.0	1		03/11/24 23:17	106-93-4	
Dibromomethane	ND	ug/L	5.0	1		03/11/24 23:17	74-95-3	
1,2-Dichlorobenzene	ND	ug/L	5.0	1		03/11/24 23:17	95-50-1	
1,3-Dichlorobenzene	ND	ug/L	5.0	1		03/11/24 23:17	541-73-1	
1,4-Dichlorobenzene	ND	ug/L	5.0	1		03/11/24 23:17	106-46-7	
trans-1,4-Dichloro-2-butene	ND	ug/L	100	1		03/11/24 23:17	110-57-6	
Dichlorodifluoromethane	ND	ug/L	5.0	1		03/11/24 23:17	75-71-8	
1,1-Dichloroethane	ND	ug/L	5.0	1		03/11/24 23:17	75-34-3	
1,2-Dichloroethane	ND	ug/L	5.0	1		03/11/24 23:17	107-06-2	
1,1-Dichloroethene	ND	ug/L	5.0	1		03/11/24 23:17	75-35-4	
cis-1,2-Dichloroethene	**254**	ug/L	5.0	1		03/11/24 23:17	156-59-2	
trans-1,2-Dichloroethene	**319**	ug/L	50.0	10		03/12/24 21:33	156-60-5	
1,2-Dichloropropane	ND	ug/L	5.0	1		03/11/24 23:17	78-87-5	
1,3-Dichloropropane	ND	ug/L	5.0	1		03/11/24 23:17	142-28-9	
2,2-Dichloropropane	ND	ug/L	5.0	1		03/11/24 23:17	594-20-7	
1,1-Dichloropropene	ND	ug/L	5.0	1		03/11/24 23:17	563-58-6	
cis-1,3-Dichloropropene	ND	ug/L	5.0	1		03/11/24 23:17	10061-01-5	
trans-1,3-Dichloropropene	ND	ug/L	5.0	1		03/11/24 23:17	10061-02-6	
Ethylbenzene	ND	ug/L	5.0	1		03/11/24 23:17	100-41-4	
Ethyl methacrylate	ND	ug/L	100	1		03/11/24 23:17	97-63-2	
Hexachloro-1,3-butadiene	ND	ug/L	5.0	1		03/11/24 23:17	87-68-3	
n-Hexane	ND	ug/L	5.0	1		03/11/24 23:17	110-54-3	
2-Hexanone	ND	ug/L	25.0	1		03/11/24 23:17	591-78-6	
Iodomethane	ND	ug/L	10.0	1		03/11/24 23:17	74-88-4	

REPORT OF LABORATORY ANALYSIS

This report shall not be reproduced, except in full,
without the written consent of Pace Analytical Services, LLC.

Pace Analytical Services, LLC
7726 Moller Road
Indianapolis, IN 46268
(317)228-3100

ANALYTICAL RESULTS

Project: Houghland Canning
Pace Project No.: 50367377

Sample: MW-40 **Lab ID: 50367377026** Collected: 03/05/24 09:45 Received: 03/05/24 13:30 Matrix: Water

Parameters	Results	Units	Report Limit	DF	Prepared	Analyzed	CAS No.	Qual
8260 MSV Indiana	Analytical Method: EPA 5030/8260 Pace Analytical Services - Indianapolis							
Isopropylbenzene (Cumene)	ND	ug/L	5.0	1		03/11/24 23:17	98-82-8	
p-Isopropyltoluene	ND	ug/L	5.0	1		03/11/24 23:17	99-87-6	
Methylene Chloride	ND	ug/L	5.0	1		03/11/24 23:17	75-09-2	
1-Methylnaphthalene	ND	ug/L	10.0	1		03/11/24 23:17	90-12-0	
2-Methylnaphthalene	ND	ug/L	10.0	1		03/11/24 23:17	91-57-6	
4-Methyl-2-pentanone (MIBK)	ND	ug/L	25.0	1		03/11/24 23:17	108-10-1	
Methyl-tert-butyl ether	ND	ug/L	4.0	1		03/11/24 23:17	1634-04-4	
Naphthalene	ND	ug/L	1.2	1		03/11/24 23:17	91-20-3	
n-Propylbenzene	ND	ug/L	5.0	1		03/11/24 23:17	103-65-1	
Styrene	ND	ug/L	5.0	1		03/11/24 23:17	100-42-5	
1,1,1,2-Tetrachloroethane	ND	ug/L	5.0	1		03/11/24 23:17	630-20-6	
1,1,2,2-Tetrachloroethane	ND	ug/L	5.0	1		03/11/24 23:17	79-34-5	
Tetrachloroethene	ND	ug/L	5.0	1		03/11/24 23:17	127-18-4	
Toluene	ND	ug/L	5.0	1		03/11/24 23:17	108-88-3	
1,2,3-Trichlorobenzene	ND	ug/L	5.0	1		03/11/24 23:17	87-61-6	
1,2,4-Trichlorobenzene	ND	ug/L	5.0	1		03/11/24 23:17	120-82-1	
1,1,1-Trichloroethane	ND	ug/L	5.0	1		03/11/24 23:17	71-55-6	
1,1,2-Trichloroethane	ND	ug/L	5.0	1		03/11/24 23:17	79-00-5	
Trichloroethene	**113**	ug/L	5.0	1		03/11/24 23:17	79-01-6	
Trichlorofluoromethane	ND	ug/L	5.0	1		03/11/24 23:17	75-69-4	
1,2,3-Trichloropropane	ND	ug/L	5.0	1		03/11/24 23:17	96-18-4	
1,2,4-Trimethylbenzene	ND	ug/L	5.0	1		03/11/24 23:17	95-63-6	
1,3,5-Trimethylbenzene	ND	ug/L	5.0	1		03/11/24 23:17	108-67-8	
Vinyl acetate	ND	ug/L	50.0	1		03/11/24 23:17	108-05-4	
Vinyl chloride	**2.4**	ug/L	2.0	1		03/11/24 23:17	75-01-4	
Xylene (Total)	ND	ug/L	10.0	1		03/11/24 23:17	1330-20-7	
Surrogates								
Dibromofluoromethane (S)	97	%.	82-128	1		03/11/24 23:17	1868-53-7	
4-Bromofluorobenzene (S)	99	%.	79-124	1		03/11/24 23:17	460-00-4	
Toluene-d8 (S)	100	%.	73-122	1		03/11/24 23:17	2037-26-5	

REPORT OF LABORATORY ANALYSIS

This report shall not be reproduced, except in full,
without the written consent of Pace Analytical Services, LLC.

Pace Analytical Services, LLC
7726 Moller Road
Indianapolis, IN 46268
(317)228-3100

ANALYTICAL RESULTS

Project: Houghland Canning
Pace Project No.: 50367377

Sample: MW-43 **Lab ID: 50367377027** Collected: 03/05/24 10:21 Received: 03/05/24 13:30 Matrix: Water

Parameters	Results	Units	Report Limit	DF	Prepared	Analyzed	CAS No.	Qual
8260 MSV Indiana	Analytical Method: EPA 5030/8260 Pace Analytical Services - Indianapolis							
Acetone	ND	ug/L	100	1		03/11/24 23:39	67-64-1	
Acrolein	ND	ug/L	50.0	1		03/11/24 23:39	107-02-8	
Acrylonitrile	ND	ug/L	100	1		03/11/24 23:39	107-13-1	
Benzene	ND	ug/L	5.0	1		03/11/24 23:39	71-43-2	
Bromobenzene	ND	ug/L	5.0	1		03/11/24 23:39	108-86-1	
Bromochloromethane	ND	ug/L	5.0	1		03/11/24 23:39	74-97-5	
Bromodichloromethane	ND	ug/L	5.0	1		03/11/24 23:39	75-27-4	
Bromoform	ND	ug/L	5.0	1		03/11/24 23:39	75-25-2	
Bromomethane	ND	ug/L	5.0	1		03/11/24 23:39	74-83-9	
2-Butanone (MEK)	ND	ug/L	25.0	1		03/11/24 23:39	78-93-3	
n-Butylbenzene	ND	ug/L	5.0	1		03/11/24 23:39	104-51-8	
sec-Butylbenzene	ND	ug/L	5.0	1		03/11/24 23:39	135-98-8	
tert-Butylbenzene	ND	ug/L	5.0	1		03/11/24 23:39	98-06-6	
Carbon disulfide	ND	ug/L	10.0	1		03/11/24 23:39	75-15-0	
Carbon tetrachloride	ND	ug/L	5.0	1		03/11/24 23:39	56-23-5	
Chlorobenzene	ND	ug/L	5.0	1		03/11/24 23:39	108-90-7	
Chloroethane	ND	ug/L	5.0	1		03/11/24 23:39	75-00-3	
Chloroform	ND	ug/L	5.0	1		03/11/24 23:39	67-66-3	
Chloromethane	ND	ug/L	5.0	1		03/11/24 23:39	74-87-3	
2-Chlorotoluene	ND	ug/L	5.0	1		03/11/24 23:39	95-49-8	
4-Chlorotoluene	ND	ug/L	5.0	1		03/11/24 23:39	106-43-4	
Dibromochloromethane	ND	ug/L	5.0	1		03/11/24 23:39	124-48-1	
1,2-Dibromoethane (EDB)	ND	ug/L	5.0	1		03/11/24 23:39	106-93-4	
Dibromomethane	ND	ug/L	5.0	1		03/11/24 23:39	74-95-3	
1,2-Dichlorobenzene	ND	ug/L	5.0	1		03/11/24 23:39	95-50-1	
1,3-Dichlorobenzene	ND	ug/L	5.0	1		03/11/24 23:39	541-73-1	
1,4-Dichlorobenzene	ND	ug/L	5.0	1		03/11/24 23:39	106-46-7	
trans-1,4-Dichloro-2-butene	ND	ug/L	100	1		03/11/24 23:39	110-57-6	
Dichlorodifluoromethane	ND	ug/L	5.0	1		03/11/24 23:39	75-71-8	
1,1-Dichloroethane	ND	ug/L	5.0	1		03/11/24 23:39	75-34-3	
1,2-Dichloroethane	ND	ug/L	5.0	1		03/11/24 23:39	107-06-2	
1,1-Dichloroethene	ND	ug/L	5.0	1		03/11/24 23:39	75-35-4	
cis-1,2-Dichloroethene	ND	ug/L	5.0	1		03/11/24 23:39	156-59-2	
trans-1,2-Dichloroethene	ND	ug/L	5.0	1		03/11/24 23:39	156-60-5	
1,2-Dichloropropane	ND	ug/L	5.0	1		03/11/24 23:39	78-87-5	
1,3-Dichloropropane	ND	ug/L	5.0	1		03/11/24 23:39	142-28-9	
2,2-Dichloropropane	ND	ug/L	5.0	1		03/11/24 23:39	594-20-7	
1,1-Dichloropropene	ND	ug/L	5.0	1		03/11/24 23:39	563-58-6	
cis-1,3-Dichloropropene	ND	ug/L	5.0	1		03/11/24 23:39	10061-01-5	
trans-1,3-Dichloropropene	ND	ug/L	5.0	1		03/11/24 23:39	10061-02-6	
Ethylbenzene	ND	ug/L	5.0	1		03/11/24 23:39	100-41-4	
Ethyl methacrylate	ND	ug/L	100	1		03/11/24 23:39	97-63-2	
Hexachloro-1,3-butadiene	ND	ug/L	5.0	1		03/11/24 23:39	87-68-3	
n-Hexane	ND	ug/L	5.0	1		03/11/24 23:39	110-54-3	
2-Hexanone	ND	ug/L	25.0	1		03/11/24 23:39	591-78-6	
Iodomethane	ND	ug/L	10.0	1		03/11/24 23:39	74-88-4	

REPORT OF LABORATORY ANALYSIS

This report shall not be reproduced, except in full,
without the written consent of Pace Analytical Services, LLC.

Pace Analytical Services, LLC
7726 Moller Road
Indianapolis, IN 46268
(317)228-3100

ANALYTICAL RESULTS

Project: Houghland Canning
Pace Project No.: 50367377

Sample: MW-43 **Lab ID: 50367377027** Collected: 03/05/24 10:21 Received: 03/05/24 13:30 Matrix: Water

Parameters	Results	Units	Report Limit	DF	Prepared	Analyzed	CAS No.	Qual
8260 MSV Indiana	Analytical Method: EPA 5030/8260 Pace Analytical Services - Indianapolis							
Isopropylbenzene (Cumene)	ND	ug/L	5.0	1		03/11/24 23:39	98-82-8	
p-Isopropyltoluene	ND	ug/L	5.0	1		03/11/24 23:39	99-87-6	
Methylene Chloride	ND	ug/L	5.0	1		03/11/24 23:39	75-09-2	
1-Methylnaphthalene	ND	ug/L	10.0	1		03/11/24 23:39	90-12-0	
2-Methylnaphthalene	ND	ug/L	10.0	1		03/11/24 23:39	91-57-6	
4-Methyl-2-pentanone (MIBK)	ND	ug/L	25.0	1		03/11/24 23:39	108-10-1	
Methyl-tert-butyl ether	ND	ug/L	4.0	1		03/11/24 23:39	1634-04-4	
Naphthalene	ND	ug/L	1.2	1		03/11/24 23:39	91-20-3	
n-Propylbenzene	ND	ug/L	5.0	1		03/11/24 23:39	103-65-1	
Styrene	ND	ug/L	5.0	1		03/11/24 23:39	100-42-5	
1,1,1,2-Tetrachloroethane	ND	ug/L	5.0	1		03/11/24 23:39	630-20-6	
1,1,2,2-Tetrachloroethane	ND	ug/L	5.0	1		03/11/24 23:39	79-34-5	
Tetrachloroethene	ND	ug/L	5.0	1		03/11/24 23:39	127-18-4	
Toluene	ND	ug/L	5.0	1		03/11/24 23:39	108-88-3	
1,2,3-Trichlorobenzene	ND	ug/L	5.0	1		03/11/24 23:39	87-61-6	
1,2,4-Trichlorobenzene	ND	ug/L	5.0	1		03/11/24 23:39	120-82-1	
1,1,1-Trichloroethane	ND	ug/L	5.0	1		03/11/24 23:39	71-55-6	
1,1,2-Trichloroethane	ND	ug/L	5.0	1		03/11/24 23:39	79-00-5	
Trichloroethene	ND	ug/L	5.0	1		03/11/24 23:39	79-01-6	
Trichlorofluoromethane	ND	ug/L	5.0	1		03/11/24 23:39	75-69-4	
1,2,3-Trichloropropane	ND	ug/L	5.0	1		03/11/24 23:39	96-18-4	
1,2,4-Trimethylbenzene	ND	ug/L	5.0	1		03/11/24 23:39	95-63-6	
1,3,5-Trimethylbenzene	ND	ug/L	5.0	1		03/11/24 23:39	108-67-8	
Vinyl acetate	ND	ug/L	50.0	1		03/11/24 23:39	108-05-4	
Vinyl chloride	ND	ug/L	2.0	1		03/11/24 23:39	75-01-4	
Xylene (Total)	ND	ug/L	10.0	1		03/11/24 23:39	1330-20-7	
Surrogates								
Dibromofluoromethane (S)	98	%.	82-128	1		03/11/24 23:39	1868-53-7	HS
4-Bromofluorobenzene (S)	99	%.	79-124	1		03/11/24 23:39	460-00-4	
Toluene-d8 (S)	101	%.	73-122	1		03/11/24 23:39	2037-26-5	

REPORT OF LABORATORY ANALYSIS

This report shall not be reproduced, except in full,
without the written consent of Pace Analytical Services, LLC.

Pace Analytical Services, LLC
7726 Moller Road
Indianapolis, IN 46268
(317)228-3100

ANALYTICAL RESULTS

Project: Houghland Canning
Pace Project No.: 50367377

Sample: MW-43D **Lab ID: 50367377028** Collected: 03/05/24 10:40 Received: 03/05/24 13:30 Matrix: Water

Parameters	Results	Units	Report Limit	DF	Prepared	Analyzed	CAS No.	Qual
8260 MSV Indiana	Analytical Method: EPA 5030/8260 Pace Analytical Services - Indianapolis							
Acetone	ND	ug/L	100	1		03/12/24 00:00	67-64-1	
Acrolein	ND	ug/L	50.0	1		03/12/24 00:00	107-02-8	
Acrylonitrile	ND	ug/L	100	1		03/12/24 00:00	107-13-1	
Benzene	ND	ug/L	5.0	1		03/12/24 00:00	71-43-2	
Bromobenzene	ND	ug/L	5.0	1		03/12/24 00:00	108-86-1	
Bromochloromethane	ND	ug/L	5.0	1		03/12/24 00:00	74-97-5	
Bromodichloromethane	ND	ug/L	5.0	1		03/12/24 00:00	75-27-4	
Bromoform	ND	ug/L	5.0	1		03/12/24 00:00	75-25-2	
Bromomethane	ND	ug/L	5.0	1		03/12/24 00:00	74-83-9	
2-Butanone (MEK)	ND	ug/L	25.0	1		03/12/24 00:00	78-93-3	
n-Butylbenzene	ND	ug/L	5.0	1		03/12/24 00:00	104-51-8	
sec-Butylbenzene	ND	ug/L	5.0	1		03/12/24 00:00	135-98-8	
tert-Butylbenzene	ND	ug/L	5.0	1		03/12/24 00:00	98-06-6	
Carbon disulfide	ND	ug/L	10.0	1		03/12/24 00:00	75-15-0	
Carbon tetrachloride	ND	ug/L	5.0	1		03/12/24 00:00	56-23-5	
Chlorobenzene	ND	ug/L	5.0	1		03/12/24 00:00	108-90-7	
Chloroethane	ND	ug/L	5.0	1		03/12/24 00:00	75-00-3	
Chloroform	ND	ug/L	5.0	1		03/12/24 00:00	67-66-3	
Chloromethane	ND	ug/L	5.0	1		03/12/24 00:00	74-87-3	
2-Chlorotoluene	ND	ug/L	5.0	1		03/12/24 00:00	95-49-8	
4-Chlorotoluene	ND	ug/L	5.0	1		03/12/24 00:00	106-43-4	
Dibromochloromethane	ND	ug/L	5.0	1		03/12/24 00:00	124-48-1	
1,2-Dibromoethane (EDB)	ND	ug/L	5.0	1		03/12/24 00:00	106-93-4	
Dibromomethane	ND	ug/L	5.0	1		03/12/24 00:00	74-95-3	
1,2-Dichlorobenzene	ND	ug/L	5.0	1		03/12/24 00:00	95-50-1	
1,3-Dichlorobenzene	ND	ug/L	5.0	1		03/12/24 00:00	541-73-1	
1,4-Dichlorobenzene	ND	ug/L	5.0	1		03/12/24 00:00	106-46-7	
trans-1,4-Dichloro-2-butene	ND	ug/L	100	1		03/12/24 00:00	110-57-6	
Dichlorodifluoromethane	ND	ug/L	5.0	1		03/12/24 00:00	75-71-8	
1,1-Dichloroethane	ND	ug/L	5.0	1		03/12/24 00:00	75-34-3	
1,2-Dichloroethane	ND	ug/L	5.0	1		03/12/24 00:00	107-06-2	
1,1-Dichloroethene	ND	ug/L	5.0	1		03/12/24 00:00	75-35-4	
cis-1,2-Dichloroethene	ND	ug/L	5.0	1		03/12/24 00:00	156-59-2	
trans-1,2-Dichloroethene	ND	ug/L	5.0	1		03/12/24 00:00	156-60-5	
1,2-Dichloropropane	ND	ug/L	5.0	1		03/12/24 00:00	78-87-5	
1,3-Dichloropropane	ND	ug/L	5.0	1		03/12/24 00:00	142-28-9	
2,2-Dichloropropane	ND	ug/L	5.0	1		03/12/24 00:00	594-20-7	
1,1-Dichloropropene	ND	ug/L	5.0	1		03/12/24 00:00	563-58-6	
cis-1,3-Dichloropropene	ND	ug/L	5.0	1		03/12/24 00:00	10061-01-5	
trans-1,3-Dichloropropene	ND	ug/L	5.0	1		03/12/24 00:00	10061-02-6	
Ethylbenzene	ND	ug/L	5.0	1		03/12/24 00:00	100-41-4	
Ethyl methacrylate	ND	ug/L	100	1		03/12/24 00:00	97-63-2	
Hexachloro-1,3-butadiene	ND	ug/L	5.0	1		03/12/24 00:00	87-68-3	
n-Hexane	ND	ug/L	5.0	1		03/12/24 00:00	110-54-3	
2-Hexanone	ND	ug/L	25.0	1		03/12/24 00:00	591-78-6	
Iodomethane	ND	ug/L	10.0	1		03/12/24 00:00	74-88-4	

REPORT OF LABORATORY ANALYSIS

This report shall not be reproduced, except in full,
without the written consent of Pace Analytical Services, LLC.

Pace Analytical Services, LLC
7726 Moller Road
Indianapolis, IN 46268
(317)228-3100

ANALYTICAL RESULTS

Project: Houghland Canning
Pace Project No.: 50367377

Sample: MW-43D **Lab ID: 50367377028** Collected: 03/05/24 10:40 Received: 03/05/24 13:30 Matrix: Water

Parameters	Results	Units	Report Limit	DF	Prepared	Analyzed	CAS No.	Qual
8260 MSV Indiana	Analytical Method: EPA 5030/8260 Pace Analytical Services - Indianapolis							
Isopropylbenzene (Cumene)	ND	ug/L	5.0	1		03/12/24 00:00	98-82-8	
p-Isopropyltoluene	ND	ug/L	5.0	1		03/12/24 00:00	99-87-6	
Methylene Chloride	ND	ug/L	5.0	1		03/12/24 00:00	75-09-2	
1-Methylnaphthalene	ND	ug/L	10.0	1		03/12/24 00:00	90-12-0	
2-Methylnaphthalene	ND	ug/L	10.0	1		03/12/24 00:00	91-57-6	
4-Methyl-2-pentanone (MIBK)	ND	ug/L	25.0	1		03/12/24 00:00	108-10-1	
Methyl-tert-butyl ether	ND	ug/L	4.0	1		03/12/24 00:00	1634-04-4	
Naphthalene	ND	ug/L	1.2	1		03/12/24 00:00	91-20-3	
n-Propylbenzene	ND	ug/L	5.0	1		03/12/24 00:00	103-65-1	
Styrene	ND	ug/L	5.0	1		03/12/24 00:00	100-42-5	
1,1,1,2-Tetrachloroethane	ND	ug/L	5.0	1		03/12/24 00:00	630-20-6	
1,1,2,2-Tetrachloroethane	ND	ug/L	5.0	1		03/12/24 00:00	79-34-5	
Tetrachloroethene	ND	ug/L	5.0	1		03/12/24 00:00	127-18-4	
Toluene	ND	ug/L	5.0	1		03/12/24 00:00	108-88-3	
1,2,3-Trichlorobenzene	ND	ug/L	5.0	1		03/12/24 00:00	87-61-6	
1,2,4-Trichlorobenzene	ND	ug/L	5.0	1		03/12/24 00:00	120-82-1	
1,1,1-Trichloroethane	ND	ug/L	5.0	1		03/12/24 00:00	71-55-6	
1,1,2-Trichloroethane	ND	ug/L	5.0	1		03/12/24 00:00	79-00-5	
Trichloroethene	ND	ug/L	5.0	1		03/12/24 00:00	79-01-6	
Trichlorofluoromethane	ND	ug/L	5.0	1		03/12/24 00:00	75-69-4	
1,2,3-Trichloropropane	ND	ug/L	5.0	1		03/12/24 00:00	96-18-4	
1,2,4-Trimethylbenzene	ND	ug/L	5.0	1		03/12/24 00:00	95-63-6	
1,3,5-Trimethylbenzene	ND	ug/L	5.0	1		03/12/24 00:00	108-67-8	
Vinyl acetate	ND	ug/L	50.0	1		03/12/24 00:00	108-05-4	
Vinyl chloride	ND	ug/L	2.0	1		03/12/24 00:00	75-01-4	
Xylene (Total)	ND	ug/L	10.0	1		03/12/24 00:00	1330-20-7	
Surrogates								
Dibromofluoromethane (S)	99	%.	82-128	1		03/12/24 00:00	1868-53-7	
4-Bromofluorobenzene (S)	100	%.	79-124	1		03/12/24 00:00	460-00-4	
Toluene-d8 (S)	100	%.	73-122	1		03/12/24 00:00	2037-26-5	

REPORT OF LABORATORY ANALYSIS

This report shall not be reproduced, except in full,
without the written consent of Pace Analytical Services, LLC.

Pace Analytical Services, LLC
7726 Moller Road
Indianapolis, IN 46268
(317)228-3100

ANALYTICAL RESULTS

Project: Houghland Canning
Pace Project No.: 50367377

Sample: MW-15 **Lab ID: 50367377029** Collected: 03/05/24 11:17 Received: 03/05/24 13:30 Matrix: Water

Parameters	Results	Units	Report Limit	DF	Prepared	Analyzed	CAS No.	Qual
8260 MSV Indiana	Analytical Method: EPA 5030/8260 Pace Analytical Services - Indianapolis							
Acetone	ND	ug/L	100	1		03/12/24 00:22	67-64-1	
Acrolein	ND	ug/L	50.0	1		03/12/24 00:22	107-02-8	
Acrylonitrile	ND	ug/L	100	1		03/12/24 00:22	107-13-1	
Benzene	ND	ug/L	5.0	1		03/12/24 00:22	71-43-2	
Bromobenzene	ND	ug/L	5.0	1		03/12/24 00:22	108-86-1	
Bromochloromethane	ND	ug/L	5.0	1		03/12/24 00:22	74-97-5	
Bromodichloromethane	ND	ug/L	5.0	1		03/12/24 00:22	75-27-4	
Bromoform	ND	ug/L	5.0	1		03/12/24 00:22	75-25-2	
Bromomethane	ND	ug/L	5.0	1		03/12/24 00:22	74-83-9	
2-Butanone (MEK)	ND	ug/L	25.0	1		03/12/24 00:22	78-93-3	
n-Butylbenzene	ND	ug/L	5.0	1		03/12/24 00:22	104-51-8	
sec-Butylbenzene	ND	ug/L	5.0	1		03/12/24 00:22	135-98-8	
tert-Butylbenzene	ND	ug/L	5.0	1		03/12/24 00:22	98-06-6	
Carbon disulfide	ND	ug/L	10.0	1		03/12/24 00:22	75-15-0	
Carbon tetrachloride	ND	ug/L	5.0	1		03/12/24 00:22	56-23-5	
Chlorobenzene	ND	ug/L	5.0	1		03/12/24 00:22	108-90-7	
Chloroethane	ND	ug/L	5.0	1		03/12/24 00:22	75-00-3	
Chloroform	ND	ug/L	5.0	1		03/12/24 00:22	67-66-3	
Chloromethane	ND	ug/L	5.0	1		03/12/24 00:22	74-87-3	
2-Chlorotoluene	ND	ug/L	5.0	1		03/12/24 00:22	95-49-8	
4-Chlorotoluene	ND	ug/L	5.0	1		03/12/24 00:22	106-43-4	
Dibromochloromethane	ND	ug/L	5.0	1		03/12/24 00:22	124-48-1	
1,2-Dibromoethane (EDB)	ND	ug/L	5.0	1		03/12/24 00:22	106-93-4	
Dibromomethane	ND	ug/L	5.0	1		03/12/24 00:22	74-95-3	
1,2-Dichlorobenzene	ND	ug/L	5.0	1		03/12/24 00:22	95-50-1	
1,3-Dichlorobenzene	ND	ug/L	5.0	1		03/12/24 00:22	541-73-1	
1,4-Dichlorobenzene	ND	ug/L	5.0	1		03/12/24 00:22	106-46-7	
trans-1,4-Dichloro-2-butene	ND	ug/L	100	1		03/12/24 00:22	110-57-6	
Dichlorodifluoromethane	ND	ug/L	5.0	1		03/12/24 00:22	75-71-8	
1,1-Dichloroethane	ND	ug/L	5.0	1		03/12/24 00:22	75-34-3	
1,2-Dichloroethane	ND	ug/L	5.0	1		03/12/24 00:22	107-06-2	
1,1-Dichloroethene	ND	ug/L	5.0	1		03/12/24 00:22	75-35-4	
cis-1,2-Dichloroethene	ND	ug/L	5.0	1		03/12/24 00:22	156-59-2	
trans-1,2-Dichloroethene	ND	ug/L	5.0	1		03/12/24 00:22	156-60-5	
1,2-Dichloropropane	ND	ug/L	5.0	1		03/12/24 00:22	78-87-5	
1,3-Dichloropropane	ND	ug/L	5.0	1		03/12/24 00:22	142-28-9	
2,2-Dichloropropane	ND	ug/L	5.0	1		03/12/24 00:22	594-20-7	
1,1-Dichloropropene	ND	ug/L	5.0	1		03/12/24 00:22	563-58-6	
cis-1,3-Dichloropropene	ND	ug/L	5.0	1		03/12/24 00:22	10061-01-5	
trans-1,3-Dichloropropene	ND	ug/L	5.0	1		03/12/24 00:22	10061-02-6	
Ethylbenzene	ND	ug/L	5.0	1		03/12/24 00:22	100-41-4	
Ethyl methacrylate	ND	ug/L	100	1		03/12/24 00:22	97-63-2	
Hexachloro-1,3-butadiene	ND	ug/L	5.0	1		03/12/24 00:22	87-68-3	
n-Hexane	ND	ug/L	5.0	1		03/12/24 00:22	110-54-3	
2-Hexanone	ND	ug/L	25.0	1		03/12/24 00:22	591-78-6	
Iodomethane	ND	ug/L	10.0	1		03/12/24 00:22	74-88-4	

REPORT OF LABORATORY ANALYSIS

This report shall not be reproduced, except in full,
without the written consent of Pace Analytical Services, LLC.

Pace Analytical Services, LLC
7726 Moller Road
Indianapolis, IN 46268
(317)228-3100

ANALYTICAL RESULTS

Project: Houghland Canning
Pace Project No.: 50367377

Sample: MW-15 **Lab ID: 50367377029** Collected: 03/05/24 11:17 Received: 03/05/24 13:30 Matrix: Water

Parameters	Results	Units	Report Limit	DF	Prepared	Analyzed	CAS No.	Qual
8260 MSV Indiana	Analytical Method: EPA 5030/8260 Pace Analytical Services - Indianapolis							
Isopropylbenzene (Cumene)	ND	ug/L	5.0	1		03/12/24 00:22	98-82-8	
p-Isopropyltoluene	ND	ug/L	5.0	1		03/12/24 00:22	99-87-6	
Methylene Chloride	ND	ug/L	5.0	1		03/12/24 00:22	75-09-2	
1-Methylnaphthalene	ND	ug/L	10.0	1		03/12/24 00:22	90-12-0	
2-Methylnaphthalene	ND	ug/L	10.0	1		03/12/24 00:22	91-57-6	
4-Methyl-2-pentanone (MIBK)	ND	ug/L	25.0	1		03/12/24 00:22	108-10-1	
Methyl-tert-butyl ether	ND	ug/L	4.0	1		03/12/24 00:22	1634-04-4	
Naphthalene	ND	ug/L	1.2	1		03/12/24 00:22	91-20-3	
n-Propylbenzene	ND	ug/L	5.0	1		03/12/24 00:22	103-65-1	
Styrene	ND	ug/L	5.0	1		03/12/24 00:22	100-42-5	
1,1,1,2-Tetrachloroethane	ND	ug/L	5.0	1		03/12/24 00:22	630-20-6	
1,1,2,2-Tetrachloroethane	ND	ug/L	5.0	1		03/12/24 00:22	79-34-5	
Tetrachloroethene	ND	ug/L	5.0	1		03/12/24 00:22	127-18-4	
Toluene	ND	ug/L	5.0	1		03/12/24 00:22	108-88-3	
1,2,3-Trichlorobenzene	ND	ug/L	5.0	1		03/12/24 00:22	87-61-6	
1,2,4-Trichlorobenzene	ND	ug/L	5.0	1		03/12/24 00:22	120-82-1	
1,1,1-Trichloroethane	ND	ug/L	5.0	1		03/12/24 00:22	71-55-6	
1,1,2-Trichloroethane	ND	ug/L	5.0	1		03/12/24 00:22	79-00-5	
Trichloroethene	**44.8**	ug/L	5.0	1		03/12/24 00:22	79-01-6	
Trichlorofluoromethane	ND	ug/L	5.0	1		03/12/24 00:22	75-69-4	
1,2,3-Trichloropropane	ND	ug/L	5.0	1		03/12/24 00:22	96-18-4	
1,2,4-Trimethylbenzene	ND	ug/L	5.0	1		03/12/24 00:22	95-63-6	
1,3,5-Trimethylbenzene	ND	ug/L	5.0	1		03/12/24 00:22	108-67-8	
Vinyl acetate	ND	ug/L	50.0	1		03/12/24 00:22	108-05-4	
Vinyl chloride	ND	ug/L	2.0	1		03/12/24 00:22	75-01-4	
Xylene (Total)	ND	ug/L	10.0	1		03/12/24 00:22	1330-20-7	
Surrogates								
Dibromofluoromethane (S)	99	%.	82-128	1		03/12/24 00:22	1868-53-7	
4-Bromofluorobenzene (S)	99	%.	79-124	1		03/12/24 00:22	460-00-4	
Toluene-d8 (S)	101	%.	73-122	1		03/12/24 00:22	2037-26-5	

REPORT OF LABORATORY ANALYSIS

This report shall not be reproduced, except in full,
without the written consent of Pace Analytical Services, LLC.

Pace Analytical Services, LLC
7726 Moller Road
Indianapolis, IN 46268
(317)228-3100

ANALYTICAL RESULTS

Project: Houghland Canning
Pace Project No.: 50367377

Sample: MW-15D **Lab ID: 50367377030** Collected: 03/05/24 11:33 Received: 03/05/24 13:30 Matrix: Water

Parameters	Results	Units	Report Limit	DF	Prepared	Analyzed	CAS No.	Qual
8260 MSV Indiana	Analytical Method: EPA 5030/8260 Pace Analytical Services - Indianapolis							
Acetone	ND	ug/L	100	1		03/12/24 00:44	67-64-1	
Acrolein	ND	ug/L	50.0	1		03/12/24 00:44	107-02-8	
Acrylonitrile	ND	ug/L	100	1		03/12/24 00:44	107-13-1	
Benzene	ND	ug/L	5.0	1		03/12/24 00:44	71-43-2	
Bromobenzene	ND	ug/L	5.0	1		03/12/24 00:44	108-86-1	
Bromochloromethane	ND	ug/L	5.0	1		03/12/24 00:44	74-97-5	
Bromodichloromethane	ND	ug/L	5.0	1		03/12/24 00:44	75-27-4	
Bromoform	ND	ug/L	5.0	1		03/12/24 00:44	75-25-2	
Bromomethane	ND	ug/L	5.0	1		03/12/24 00:44	74-83-9	
2-Butanone (MEK)	ND	ug/L	25.0	1		03/12/24 00:44	78-93-3	
n-Butylbenzene	ND	ug/L	5.0	1		03/12/24 00:44	104-51-8	
sec-Butylbenzene	ND	ug/L	5.0	1		03/12/24 00:44	135-98-8	
tert-Butylbenzene	ND	ug/L	5.0	1		03/12/24 00:44	98-06-6	
Carbon disulfide	ND	ug/L	10.0	1		03/12/24 00:44	75-15-0	
Carbon tetrachloride	ND	ug/L	5.0	1		03/12/24 00:44	56-23-5	
Chlorobenzene	ND	ug/L	5.0	1		03/12/24 00:44	108-90-7	
Chloroethane	ND	ug/L	5.0	1		03/12/24 00:44	75-00-3	
Chloroform	ND	ug/L	5.0	1		03/12/24 00:44	67-66-3	
Chloromethane	ND	ug/L	5.0	1		03/12/24 00:44	74-87-3	
2-Chlorotoluene	ND	ug/L	5.0	1		03/12/24 00:44	95-49-8	
4-Chlorotoluene	ND	ug/L	5.0	1		03/12/24 00:44	106-43-4	
Dibromochloromethane	ND	ug/L	5.0	1		03/12/24 00:44	124-48-1	
1,2-Dibromoethane (EDB)	ND	ug/L	5.0	1		03/12/24 00:44	106-93-4	
Dibromomethane	ND	ug/L	5.0	1		03/12/24 00:44	74-95-3	
1,2-Dichlorobenzene	ND	ug/L	5.0	1		03/12/24 00:44	95-50-1	
1,3-Dichlorobenzene	ND	ug/L	5.0	1		03/12/24 00:44	541-73-1	
1,4-Dichlorobenzene	ND	ug/L	5.0	1		03/12/24 00:44	106-46-7	
trans-1,4-Dichloro-2-butene	ND	ug/L	100	1		03/12/24 00:44	110-57-6	
Dichlorodifluoromethane	ND	ug/L	5.0	1		03/12/24 00:44	75-71-8	
1,1-Dichloroethane	ND	ug/L	5.0	1		03/12/24 00:44	75-34-3	
1,2-Dichloroethane	ND	ug/L	5.0	1		03/12/24 00:44	107-06-2	
1,1-Dichloroethene	ND	ug/L	5.0	1		03/12/24 00:44	75-35-4	
cis-1,2-Dichloroethene	**45.5**	ug/L	5.0	1		03/12/24 00:44	156-59-2	
trans-1,2-Dichloroethene	ND	ug/L	5.0	1		03/12/24 00:44	156-60-5	
1,2-Dichloropropane	ND	ug/L	5.0	1		03/12/24 00:44	78-87-5	
1,3-Dichloropropane	ND	ug/L	5.0	1		03/12/24 00:44	142-28-9	
2,2-Dichloropropane	ND	ug/L	5.0	1		03/12/24 00:44	594-20-7	
1,1-Dichloropropene	ND	ug/L	5.0	1		03/12/24 00:44	563-58-6	
cis-1,3-Dichloropropene	ND	ug/L	5.0	1		03/12/24 00:44	10061-01-5	
trans-1,3-Dichloropropene	ND	ug/L	5.0	1		03/12/24 00:44	10061-02-6	
Ethylbenzene	ND	ug/L	5.0	1		03/12/24 00:44	100-41-4	
Ethyl methacrylate	ND	ug/L	100	1		03/12/24 00:44	97-63-2	
Hexachloro-1,3-butadiene	ND	ug/L	5.0	1		03/12/24 00:44	87-68-3	
n-Hexane	ND	ug/L	5.0	1		03/12/24 00:44	110-54-3	
2-Hexanone	ND	ug/L	25.0	1		03/12/24 00:44	591-78-6	
Iodomethane	ND	ug/L	10.0	1		03/12/24 00:44	74-88-4	

REPORT OF LABORATORY ANALYSIS

This report shall not be reproduced, except in full,
without the written consent of Pace Analytical Services, LLC.

Pace Analytical Services, LLC
7726 Moller Road
Indianapolis, IN 46268
(317)228-3100

ANALYTICAL RESULTS

Project: Houghland Canning
Pace Project No.: 50367377

Sample: MW-15D **Lab ID: 50367377030** Collected: 03/05/24 11:33 Received: 03/05/24 13:30 Matrix: Water

Parameters	Results	Units	Report Limit	DF	Prepared	Analyzed	CAS No.	Qual
8260 MSV Indiana	Analytical Method: EPA 5030/8260 Pace Analytical Services - Indianapolis							
Isopropylbenzene (Cumene)	ND	ug/L	5.0	1		03/12/24 00:44	98-82-8	
p-Isopropyltoluene	ND	ug/L	5.0	1		03/12/24 00:44	99-87-6	
Methylene Chloride	ND	ug/L	5.0	1		03/12/24 00:44	75-09-2	
1-Methylnaphthalene	ND	ug/L	10.0	1		03/12/24 00:44	90-12-0	
2-Methylnaphthalene	ND	ug/L	10.0	1		03/12/24 00:44	91-57-6	
4-Methyl-2-pentanone (MIBK)	ND	ug/L	25.0	1		03/12/24 00:44	108-10-1	
Methyl-tert-butyl ether	ND	ug/L	4.0	1		03/12/24 00:44	1634-04-4	
Naphthalene	ND	ug/L	1.2	1		03/12/24 00:44	91-20-3	
n-Propylbenzene	ND	ug/L	5.0	1		03/12/24 00:44	103-65-1	
Styrene	ND	ug/L	5.0	1		03/12/24 00:44	100-42-5	
1,1,1,2-Tetrachloroethane	ND	ug/L	5.0	1		03/12/24 00:44	630-20-6	
1,1,2,2-Tetrachloroethane	ND	ug/L	5.0	1		03/12/24 00:44	79-34-5	
Tetrachloroethene	ND	ug/L	5.0	1		03/12/24 00:44	127-18-4	
Toluene	ND	ug/L	5.0	1		03/12/24 00:44	108-88-3	
1,2,3-Trichlorobenzene	ND	ug/L	5.0	1		03/12/24 00:44	87-61-6	
1,2,4-Trichlorobenzene	ND	ug/L	5.0	1		03/12/24 00:44	120-82-1	
1,1,1-Trichloroethane	ND	ug/L	5.0	1		03/12/24 00:44	71-55-6	
1,1,2-Trichloroethane	ND	ug/L	5.0	1		03/12/24 00:44	79-00-5	
Trichloroethene	ND	ug/L	5.0	1		03/12/24 00:44	79-01-6	
Trichlorofluoromethane	ND	ug/L	5.0	1		03/12/24 00:44	75-69-4	
1,2,3-Trichloropropane	ND	ug/L	5.0	1		03/12/24 00:44	96-18-4	
1,2,4-Trimethylbenzene	ND	ug/L	5.0	1		03/12/24 00:44	95-63-6	
1,3,5-Trimethylbenzene	ND	ug/L	5.0	1		03/12/24 00:44	108-67-8	
Vinyl acetate	ND	ug/L	50.0	1		03/12/24 00:44	108-05-4	
Vinyl chloride	ND	ug/L	2.0	1		03/12/24 00:44	75-01-4	
Xylene (Total)	ND	ug/L	10.0	1		03/12/24 00:44	1330-20-7	
Surrogates								
Dibromofluoromethane (S)	98	%.	82-128	1		03/12/24 00:44	1868-53-7	
4-Bromofluorobenzene (S)	99	%.	79-124	1		03/12/24 00:44	460-00-4	
Toluene-d8 (S)	100	%.	73-122	1		03/12/24 00:44	2037-26-5	

REPORT OF LABORATORY ANALYSIS

This report shall not be reproduced, except in full,
without the written consent of Pace Analytical Services, LLC.

Pace Analytical Services, LLC
7726 Moller Road
Indianapolis, IN 46268
(317)228-3100

ANALYTICAL RESULTS

Project: Houghland Canning
Pace Project No.: 50367377

Sample: Trip Blank **Lab ID: 50367377031** Collected: 03/01/24 08:00 Received: 03/05/24 13:30 Matrix: Water

Parameters	Results	Units	Report Limit	DF	Prepared	Analyzed	CAS No.	Qual
8260 MSV Indiana	Analytical Method: EPA 5030/8260 Pace Analytical Services - Indianapolis							
Acetone	ND	ug/L	100	1		03/12/24 01:03	67-64-1	
Acrolein	ND	ug/L	50.0	1		03/12/24 01:03	107-02-8	
Acrylonitrile	ND	ug/L	100	1		03/12/24 01:03	107-13-1	
Benzene	ND	ug/L	5.0	1		03/12/24 01:03	71-43-2	
Bromobenzene	ND	ug/L	5.0	1		03/12/24 01:03	108-86-1	
Bromochloromethane	ND	ug/L	5.0	1		03/12/24 01:03	74-97-5	
Bromodichloromethane	ND	ug/L	5.0	1		03/12/24 01:03	75-27-4	
Bromoform	ND	ug/L	5.0	1		03/12/24 01:03	75-25-2	
Bromomethane	ND	ug/L	5.0	1		03/12/24 01:03	74-83-9	
2-Butanone (MEK)	ND	ug/L	25.0	1		03/12/24 01:03	78-93-3	
n-Butylbenzene	ND	ug/L	5.0	1		03/12/24 01:03	104-51-8	
sec-Butylbenzene	ND	ug/L	5.0	1		03/12/24 01:03	135-98-8	
tert-Butylbenzene	ND	ug/L	5.0	1		03/12/24 01:03	98-06-6	
Carbon disulfide	ND	ug/L	10.0	1		03/12/24 01:03	75-15-0	
Carbon tetrachloride	ND	ug/L	5.0	1		03/12/24 01:03	56-23-5	
Chlorobenzene	ND	ug/L	5.0	1		03/12/24 01:03	108-90-7	
Chloroethane	ND	ug/L	5.0	1		03/12/24 01:03	75-00-3	
Chloroform	ND	ug/L	5.0	1		03/12/24 01:03	67-66-3	
Chloromethane	ND	ug/L	5.0	1		03/12/24 01:03	74-87-3	
2-Chlorotoluene	ND	ug/L	5.0	1		03/12/24 01:03	95-49-8	
4-Chlorotoluene	ND	ug/L	5.0	1		03/12/24 01:03	106-43-4	
Dibromochloromethane	ND	ug/L	5.0	1		03/12/24 01:03	124-48-1	
1,2-Dibromoethane (EDB)	ND	ug/L	5.0	1		03/12/24 01:03	106-93-4	
Dibromomethane	ND	ug/L	5.0	1		03/12/24 01:03	74-95-3	
1,2-Dichlorobenzene	ND	ug/L	5.0	1		03/12/24 01:03	95-50-1	
1,3-Dichlorobenzene	ND	ug/L	5.0	1		03/12/24 01:03	541-73-1	
1,4-Dichlorobenzene	ND	ug/L	5.0	1		03/12/24 01:03	106-46-7	
trans-1,4-Dichloro-2-butene	ND	ug/L	100	1		03/12/24 01:03	110-57-6	
Dichlorodifluoromethane	ND	ug/L	5.0	1		03/12/24 01:03	75-71-8	
1,1-Dichloroethane	ND	ug/L	5.0	1		03/12/24 01:03	75-34-3	
1,2-Dichloroethane	ND	ug/L	5.0	1		03/12/24 01:03	107-06-2	
1,1-Dichloroethene	ND	ug/L	5.0	1		03/12/24 01:03	75-35-4	
cis-1,2-Dichloroethene	ND	ug/L	5.0	1		03/12/24 01:03	156-59-2	
trans-1,2-Dichloroethene	ND	ug/L	5.0	1		03/12/24 01:03	156-60-5	
1,2-Dichloropropane	ND	ug/L	5.0	1		03/12/24 01:03	78-87-5	
1,3-Dichloropropane	ND	ug/L	5.0	1		03/12/24 01:03	142-28-9	
2,2-Dichloropropane	ND	ug/L	5.0	1		03/12/24 01:03	594-20-7	
1,1-Dichloropropene	ND	ug/L	5.0	1		03/12/24 01:03	563-58-6	
cis-1,3-Dichloropropene	ND	ug/L	5.0	1		03/12/24 01:03	10061-01-5	
trans-1,3-Dichloropropene	ND	ug/L	5.0	1		03/12/24 01:03	10061-02-6	
Ethylbenzene	ND	ug/L	5.0	1		03/12/24 01:03	100-41-4	
Ethyl methacrylate	ND	ug/L	100	1		03/12/24 01:03	97-63-2	
Hexachloro-1,3-butadiene	ND	ug/L	5.0	1		03/12/24 01:03	87-68-3	
n-Hexane	ND	ug/L	5.0	1		03/12/24 01:03	110-54-3	
2-Hexanone	ND	ug/L	25.0	1		03/12/24 01:03	591-78-6	
Iodomethane	ND	ug/L	10.0	1		03/12/24 01:03	74-88-4	

REPORT OF LABORATORY ANALYSIS

This report shall not be reproduced, except in full,
without the written consent of Pace Analytical Services, LLC.

Pace Analytical Services, LLC
7726 Moller Road
Indianapolis, IN 46268
(317)228-3100

ANALYTICAL RESULTS

Project: Houghland Canning
Pace Project No.: 50367377

Sample: Trip Blank **Lab ID: 50367377031** Collected: 03/01/24 08:00 Received: 03/05/24 13:30 Matrix: Water

Parameters	Results	Units	Report Limit	DF	Prepared	Analyzed	CAS No.	Qual
8260 MSV Indiana	Analytical Method: EPA 5030/8260 Pace Analytical Services - Indianapolis							
Isopropylbenzene (Cumene)	ND	ug/L	5.0	1		03/12/24 01:03	98-82-8	
p-Isopropyltoluene	ND	ug/L	5.0	1		03/12/24 01:03	99-87-6	
Methylene Chloride	ND	ug/L	5.0	1		03/12/24 01:03	75-09-2	
1-Methylnaphthalene	ND	ug/L	10.0	1		03/12/24 01:03	90-12-0	
2-Methylnaphthalene	ND	ug/L	10.0	1		03/12/24 01:03	91-57-6	
4-Methyl-2-pentanone (MIBK)	ND	ug/L	25.0	1		03/12/24 01:03	108-10-1	
Methyl-tert-butyl ether	ND	ug/L	4.0	1		03/12/24 01:03	1634-04-4	
Naphthalene	ND	ug/L	1.2	1		03/13/24 15:13	91-20-3	
n-Propylbenzene	ND	ug/L	5.0	1		03/12/24 01:03	103-65-1	
Styrene	ND	ug/L	5.0	1		03/12/24 01:03	100-42-5	
1,1,1,2-Tetrachloroethane	ND	ug/L	5.0	1		03/12/24 01:03	630-20-6	
1,1,2,2-Tetrachloroethane	ND	ug/L	5.0	1		03/12/24 01:03	79-34-5	
Tetrachloroethene	ND	ug/L	5.0	1		03/12/24 01:03	127-18-4	
Toluene	ND	ug/L	5.0	1		03/12/24 01:03	108-88-3	
1,2,3-Trichlorobenzene	ND	ug/L	5.0	1		03/12/24 01:03	87-61-6	
1,2,4-Trichlorobenzene	ND	ug/L	5.0	1		03/12/24 01:03	120-82-1	
1,1,1-Trichloroethane	ND	ug/L	5.0	1		03/12/24 01:03	71-55-6	
1,1,2-Trichloroethane	ND	ug/L	5.0	1		03/12/24 01:03	79-00-5	
Trichloroethene	ND	ug/L	5.0	1		03/12/24 01:03	79-01-6	
Trichlorofluoromethane	ND	ug/L	5.0	1		03/12/24 01:03	75-69-4	
1,2,3-Trichloropropane	ND	ug/L	5.0	1		03/12/24 01:03	96-18-4	
1,2,4-Trimethylbenzene	ND	ug/L	5.0	1		03/12/24 01:03	95-63-6	
1,3,5-Trimethylbenzene	ND	ug/L	5.0	1		03/12/24 01:03	108-67-8	
Vinyl acetate	ND	ug/L	50.0	1		03/12/24 01:03	108-05-4	
Vinyl chloride	ND	ug/L	2.0	1		03/12/24 01:03	75-01-4	
Xylene (Total)	ND	ug/L	10.0	1		03/12/24 01:03	1330-20-7	
Surrogates								
Dibromofluoromethane (S)	96	%.	82-128	1		03/12/24 01:03	1868-53-7	
4-Bromofluorobenzene (S)	100	%.	79-124	1		03/12/24 01:03	460-00-4	
Toluene-d8 (S)	101	%.	73-122	1		03/12/24 01:03	2037-26-5	

REPORT OF LABORATORY ANALYSIS

This report shall not be reproduced, except in full,
without the written consent of Pace Analytical Services, LLC.

Pace Analytical Services, LLC
7726 Moller Road
Indianapolis, IN 46268
(317)228-3100

ANALYTICAL RESULTS

Project: Houghland Canning
Pace Project No.: 50367377

Sample: DUP-3 **Lab ID: 50367377032** Collected: 03/01/24 08:00 Received: 03/05/24 13:30 Matrix: Water

Parameters	Results	Units	Report Limit	DF	Prepared	Analyzed	CAS No.	Qual
8260 MSV Indiana	Analytical Method: EPA 5030/8260 Pace Analytical Services - Indianapolis							
Acetone	ND	ug/L	100	1		03/12/24 01:25	67-64-1	
Acrolein	ND	ug/L	50.0	1		03/12/24 01:25	107-02-8	
Acrylonitrile	ND	ug/L	100	1		03/12/24 01:25	107-13-1	
Benzene	ND	ug/L	5.0	1		03/12/24 01:25	71-43-2	
Bromobenzene	ND	ug/L	5.0	1		03/12/24 01:25	108-86-1	
Bromochloromethane	ND	ug/L	5.0	1		03/12/24 01:25	74-97-5	
Bromodichloromethane	ND	ug/L	5.0	1		03/12/24 01:25	75-27-4	
Bromoform	ND	ug/L	5.0	1		03/12/24 01:25	75-25-2	
Bromomethane	ND	ug/L	5.0	1		03/12/24 01:25	74-83-9	
2-Butanone (MEK)	ND	ug/L	25.0	1		03/12/24 01:25	78-93-3	
n-Butylbenzene	ND	ug/L	5.0	1		03/12/24 01:25	104-51-8	
sec-Butylbenzene	ND	ug/L	5.0	1		03/12/24 01:25	135-98-8	
tert-Butylbenzene	ND	ug/L	5.0	1		03/12/24 01:25	98-06-6	
Carbon disulfide	ND	ug/L	10.0	1		03/12/24 01:25	75-15-0	
Carbon tetrachloride	ND	ug/L	5.0	1		03/12/24 01:25	56-23-5	
Chlorobenzene	ND	ug/L	5.0	1		03/12/24 01:25	108-90-7	
Chloroethane	ND	ug/L	5.0	1		03/12/24 01:25	75-00-3	
Chloroform	ND	ug/L	5.0	1		03/12/24 01:25	67-66-3	
Chloromethane	ND	ug/L	5.0	1		03/12/24 01:25	74-87-3	
2-Chlorotoluene	ND	ug/L	5.0	1		03/12/24 01:25	95-49-8	
4-Chlorotoluene	ND	ug/L	5.0	1		03/12/24 01:25	106-43-4	
Dibromochloromethane	ND	ug/L	5.0	1		03/12/24 01:25	124-48-1	
1,2-Dibromoethane (EDB)	ND	ug/L	5.0	1		03/12/24 01:25	106-93-4	
Dibromomethane	ND	ug/L	5.0	1		03/12/24 01:25	74-95-3	
1,2-Dichlorobenzene	ND	ug/L	5.0	1		03/12/24 01:25	95-50-1	
1,3-Dichlorobenzene	ND	ug/L	5.0	1		03/12/24 01:25	541-73-1	
1,4-Dichlorobenzene	ND	ug/L	5.0	1		03/12/24 01:25	106-46-7	
trans-1,4-Dichloro-2-butene	ND	ug/L	100	1		03/12/24 01:25	110-57-6	
Dichlorodifluoromethane	ND	ug/L	5.0	1		03/12/24 01:25	75-71-8	
1,1-Dichloroethane	ND	ug/L	5.0	1		03/12/24 01:25	75-34-3	
1,2-Dichloroethane	ND	ug/L	5.0	1		03/12/24 01:25	107-06-2	
1,1-Dichloroethene	ND	ug/L	5.0	1		03/12/24 01:25	75-35-4	
cis-1,2-Dichloroethene	**2520**	ug/L	250	50		03/12/24 20:32	156-59-2	
trans-1,2-Dichloroethene	**89.1**	ug/L	5.0	1		03/12/24 01:25	156-60-5	
1,2-Dichloropropane	ND	ug/L	5.0	1		03/12/24 01:25	78-87-5	
1,3-Dichloropropane	ND	ug/L	5.0	1		03/12/24 01:25	142-28-9	
2,2-Dichloropropane	ND	ug/L	5.0	1		03/12/24 01:25	594-20-7	
1,1-Dichloropropene	ND	ug/L	5.0	1		03/12/24 01:25	563-58-6	
cis-1,3-Dichloropropene	ND	ug/L	5.0	1		03/12/24 01:25	10061-01-5	
trans-1,3-Dichloropropene	ND	ug/L	5.0	1		03/12/24 01:25	10061-02-6	
Ethylbenzene	ND	ug/L	5.0	1		03/12/24 01:25	100-41-4	
Ethyl methacrylate	ND	ug/L	100	1		03/12/24 01:25	97-63-2	
Hexachloro-1,3-butadiene	ND	ug/L	5.0	1		03/12/24 01:25	87-68-3	
n-Hexane	ND	ug/L	5.0	1		03/12/24 01:25	110-54-3	
2-Hexanone	ND	ug/L	25.0	1		03/12/24 01:25	591-78-6	
Iodomethane	ND	ug/L	10.0	1		03/12/24 01:25	74-88-4	

REPORT OF LABORATORY ANALYSIS

This report shall not be reproduced, except in full,
without the written consent of Pace Analytical Services, LLC.

Pace Analytical Services, LLC
7726 Moller Road
Indianapolis, IN 46268
(317)228-3100

ANALYTICAL RESULTS

Project: Houghland Canning
Pace Project No.: 50367377

Sample: DUP-3 **Lab ID: 50367377032** Collected: 03/01/24 08:00 Received: 03/05/24 13:30 Matrix: Water

Parameters	Results	Units	Report Limit	DF	Prepared	Analyzed	CAS No.	Qual
8260 MSV Indiana	Analytical Method: EPA 5030/8260 Pace Analytical Services - Indianapolis							
Isopropylbenzene (Cumene)	ND	ug/L	5.0	1		03/12/24 01:25	98-82-8	
p-Isopropyltoluene	ND	ug/L	5.0	1		03/12/24 01:25	99-87-6	
Methylene Chloride	ND	ug/L	5.0	1		03/12/24 01:25	75-09-2	
1-Methylnaphthalene	ND	ug/L	10.0	1		03/12/24 01:25	90-12-0	
2-Methylnaphthalene	ND	ug/L	10.0	1		03/12/24 01:25	91-57-6	
4-Methyl-2-pentanone (MIBK)	ND	ug/L	25.0	1		03/12/24 01:25	108-10-1	
Methyl-tert-butyl ether	ND	ug/L	4.0	1		03/12/24 01:25	1634-04-4	
Naphthalene	ND	ug/L	1.2	1		03/12/24 01:25	91-20-3	
n-Propylbenzene	ND	ug/L	5.0	1		03/12/24 01:25	103-65-1	
Styrene	ND	ug/L	5.0	1		03/12/24 01:25	100-42-5	
1,1,1,2-Tetrachloroethane	ND	ug/L	5.0	1		03/12/24 01:25	630-20-6	
1,1,2,2-Tetrachloroethane	ND	ug/L	5.0	1		03/12/24 01:25	79-34-5	
Tetrachloroethene	ND	ug/L	5.0	1		03/12/24 01:25	127-18-4	
Toluene	ND	ug/L	5.0	1		03/12/24 01:25	108-88-3	
1,2,3-Trichlorobenzene	ND	ug/L	5.0	1		03/12/24 01:25	87-61-6	
1,2,4-Trichlorobenzene	ND	ug/L	5.0	1		03/12/24 01:25	120-82-1	
1,1,1-Trichloroethane	ND	ug/L	5.0	1		03/12/24 01:25	71-55-6	
1,1,2-Trichloroethane	ND	ug/L	5.0	1		03/12/24 01:25	79-00-5	
Trichloroethene	ND	ug/L	5.0	1		03/12/24 01:25	79-01-6	
Trichlorofluoromethane	ND	ug/L	5.0	1		03/12/24 01:25	75-69-4	
1,2,3-Trichloropropane	ND	ug/L	5.0	1		03/12/24 01:25	96-18-4	
1,2,4-Trimethylbenzene	ND	ug/L	5.0	1		03/12/24 01:25	95-63-6	
1,3,5-Trimethylbenzene	ND	ug/L	5.0	1		03/12/24 01:25	108-67-8	
Vinyl acetate	ND	ug/L	50.0	1		03/12/24 01:25	108-05-4	
Vinyl chloride	**104**	ug/L	2.0	1		03/12/24 01:25	75-01-4	
Xylene (Total)	ND	ug/L	10.0	1		03/12/24 01:25	1330-20-7	
Surrogates								
Dibromofluoromethane (S)	100	%.	82-128	1		03/12/24 01:25	1868-53-7	
4-Bromofluorobenzene (S)	96	%.	79-124	1		03/12/24 01:25	460-00-4	
Toluene-d8 (S)	99	%.	73-122	1		03/12/24 01:25	2037-26-5	

REPORT OF LABORATORY ANALYSIS

This report shall not be reproduced, except in full,
without the written consent of Pace Analytical Services, LLC.

Pace Analytical Services, LLC
7726 Moller Road
Indianapolis, IN 46268
(317)228-3100

QUALITY CONTROL DATA

Project: Houghland Canning
Pace Project No.: 50367377

QC Batch: 778971
QC Batch Method: EPA 5030/8260
Analysis Method: EPA 5030/8260
Analysis Description: 8260 MSV
Laboratory: Pace Analytical Services - Indianapolis

Associated Lab Samples: 50367377016

METHOD BLANK: 3564796 Matrix: Water
Associated Lab Samples: 50367377016

Parameter	Units	Blank Result	Reporting Limit	Analyzed	Qualifiers
1,1,1,2-Tetrachloroethane	ug/L	ND	5.0	03/07/24 02:32	
1,1,1-Trichloroethane	ug/L	ND	5.0	03/07/24 02:32	
1,1,2,2-Tetrachloroethane	ug/L	ND	5.0	03/07/24 02:32	
1,1,2-Trichloroethane	ug/L	ND	5.0	03/07/24 02:32	
1,1-Dichloroethane	ug/L	ND	5.0	03/07/24 02:32	
1,1-Dichloroethene	ug/L	ND	5.0	03/07/24 02:32	
1,1-Dichloropropene	ug/L	ND	5.0	03/07/24 02:32	
1,2,3-Trichlorobenzene	ug/L	ND	5.0	03/07/24 02:32	
1,2,3-Trichloropropane	ug/L	ND	5.0	03/07/24 02:32	
1,2,4-Trichlorobenzene	ug/L	ND	5.0	03/07/24 02:32	
1,2,4-Trimethylbenzene	ug/L	ND	5.0	03/07/24 02:32	
1,2-Dibromoethane (EDB)	ug/L	ND	5.0	03/07/24 02:32	
1,2-Dichlorobenzene	ug/L	ND	5.0	03/07/24 02:32	
1,2-Dichloroethane	ug/L	ND	5.0	03/07/24 02:32	
1,2-Dichloropropane	ug/L	ND	5.0	03/07/24 02:32	
1,3,5-Trimethylbenzene	ug/L	ND	5.0	03/07/24 02:32	
1,3-Dichlorobenzene	ug/L	ND	5.0	03/07/24 02:32	
1,3-Dichloropropane	ug/L	ND	5.0	03/07/24 02:32	
1,4-Dichlorobenzene	ug/L	ND	5.0	03/07/24 02:32	
1-Methylnaphthalene	ug/L	ND	10.0	03/07/24 02:32	
2,2-Dichloropropane	ug/L	ND	5.0	03/07/24 02:32	
2-Butanone (MEK)	ug/L	ND	25.0	03/07/24 02:32	
2-Chlorotoluene	ug/L	ND	5.0	03/07/24 02:32	
2-Hexanone	ug/L	ND	25.0	03/07/24 02:32	
2-Methylnaphthalene	ug/L	ND	10.0	03/07/24 02:32	
4-Chlorotoluene	ug/L	ND	5.0	03/07/24 02:32	
4-Methyl-2-pentanone (MIBK)	ug/L	ND	25.0	03/07/24 02:32	
Acetone	ug/L	ND	100	03/07/24 02:32	
Acrolein	ug/L	ND	50.0	03/07/24 02:32	
Acrylonitrile	ug/L	ND	100	03/07/24 02:32	
Benzene	ug/L	ND	5.0	03/07/24 02:32	
Bromobenzene	ug/L	ND	5.0	03/07/24 02:32	
Bromochloromethane	ug/L	ND	5.0	03/07/24 02:32	
Bromodichloromethane	ug/L	ND	5.0	03/07/24 02:32	
Bromoform	ug/L	ND	5.0	03/07/24 02:32	
Bromomethane	ug/L	ND	5.0	03/07/24 02:32	
Carbon disulfide	ug/L	ND	10.0	03/07/24 02:32	
Carbon tetrachloride	ug/L	ND	5.0	03/07/24 02:32	
Chlorobenzene	ug/L	ND	5.0	03/07/24 02:32	
Chloroethane	ug/L	ND	5.0	03/07/24 02:32	

Results presented on this page are in the units indicated by the "Units" column except where an alternate unit is presented to the right of the result.

REPORT OF LABORATORY ANALYSIS

This report shall not be reproduced, except in full,
without the written consent of Pace Analytical Services, LLC.

Pace Analytical Services, LLC
7726 Moller Road
Indianapolis, IN 46268
(317)228-3100

QUALITY CONTROL DATA

Project: Houghland Canning
Pace Project No.: 50367377

METHOD BLANK: 3564796 Matrix: Water
Associated Lab Samples: 50367377016

Parameter	Units	Blank Result	Reporting Limit	Analyzed	Qualifiers
Chloroform	ug/L	ND	5.0	03/07/24 02:32	
Chloromethane	ug/L	ND	5.0	03/07/24 02:32	
cis-1,2-Dichloroethene	ug/L	ND	5.0	03/07/24 02:32	
cis-1,3-Dichloropropene	ug/L	ND	5.0	03/07/24 02:32	
Dibromochloromethane	ug/L	ND	5.0	03/07/24 02:32	
Dibromomethane	ug/L	ND	5.0	03/07/24 02:32	
Dichlorodifluoromethane	ug/L	ND	5.0	03/07/24 02:32	
Ethyl methacrylate	ug/L	ND	100	03/07/24 02:32	
Ethylbenzene	ug/L	ND	5.0	03/07/24 02:32	
Hexachloro-1,3-butadiene	ug/L	ND	5.0	03/07/24 02:32	
Iodomethane	ug/L	ND	10.0	03/07/24 02:32	
Isopropylbenzene (Cumene)	ug/L	ND	5.0	03/07/24 02:32	
Methyl-tert-butyl ether	ug/L	ND	4.0	03/07/24 02:32	
Methylene Chloride	ug/L	ND	5.0	03/07/24 02:32	
n-Butylbenzene	ug/L	ND	5.0	03/07/24 02:32	
n-Hexane	ug/L	ND	5.0	03/07/24 02:32	
n-Propylbenzene	ug/L	ND	5.0	03/07/24 02:32	
Naphthalene	ug/L	ND	1.2	03/07/24 02:32	
p-Isopropyltoluene	ug/L	ND	5.0	03/07/24 02:32	
sec-Butylbenzene	ug/L	ND	5.0	03/07/24 02:32	
Styrene	ug/L	ND	5.0	03/07/24 02:32	
tert-Butylbenzene	ug/L	ND	5.0	03/07/24 02:32	
Tetrachloroethene	ug/L	ND	5.0	03/07/24 02:32	
Toluene	ug/L	ND	5.0	03/07/24 02:32	
trans-1,2-Dichloroethene	ug/L	ND	5.0	03/07/24 02:32	
trans-1,3-Dichloropropene	ug/L	ND	5.0	03/07/24 02:32	
trans-1,4-Dichloro-2-butene	ug/L	ND	100	03/07/24 02:32	
Trichloroethene	ug/L	ND	5.0	03/07/24 02:32	
Trichlorofluoromethane	ug/L	ND	5.0	03/07/24 02:32	
Vinyl acetate	ug/L	ND	50.0	03/07/24 02:32	
Vinyl chloride	ug/L	ND	2.0	03/07/24 02:32	
Xylene (Total)	ug/L	ND	10.0	03/07/24 02:32	
4-Bromofluorobenzene (S)	%.	103	79-124	03/07/24 02:32	
Dibromofluoromethane (S)	%.	100	82-128	03/07/24 02:32	
Toluene-d8 (S)	%.	101	73-122	03/07/24 02:32	

LABORATORY CONTROL SAMPLE: 3564797

Parameter	Units	Spike Conc.	LCS Result	LCS % Rec	% Rec Limits	Qualifiers
1,1,1-Trichloroethane	ug/L	50	48.7	97	76-127	
1,1,2,2-Tetrachloroethane	ug/L	50	52.2	104	70-126	
1,1-Dichloroethene	ug/L	50	51.9	104	73-133	
1,2,4-Trimethylbenzene	ug/L	50	49.4	99	70-127	
1,2-Dibromoethane (EDB)	ug/L	50	47.5	95	80-126	

Results presented on this page are in the units indicated by the "Units" column except where an alternate unit is presented to the right of the result.

REPORT OF LABORATORY ANALYSIS

This report shall not be reproduced, except in full,
without the written consent of Pace Analytical Services, LLC.

Pace Analytical Services, LLC
7726 Moller Road
Indianapolis, IN 46268
(317)228-3100

QUALITY CONTROL DATA

Project: Houghland Canning
Pace Project No.: 50367377

LABORATORY CONTROL SAMPLE: 3564797

Parameter	Units	Spike Conc.	LCS Result	LCS % Rec	% Rec Limits	Qualifiers
1,2-Dichloroethane	ug/L	50	43.3	87	70-124	
1,2-Dichloropropane	ug/L	50	52.4	105	74-128	
1,3,5-Trimethylbenzene	ug/L	50	50.9	102	71-124	
Benzene	ug/L	50	51.5	103	74-124	
Chlorobenzene	ug/L	50	50.0	100	77-121	
Chloroform	ug/L	50	50.2	100	75-118	
cis-1,2-Dichloroethene	ug/L	50	52.3	105	76-125	
Ethylbenzene	ug/L	50	51.2	102	74-125	
Isopropylbenzene (Cumene)	ug/L	50	51.8	104	75-126	
Methyl-tert-butyl ether	ug/L	50	46.8	94	74-129	
n-Hexane	ug/L	50	48.5	97	58-131	
Naphthalene	ug/L	50	55.2	110	70-132	
Tetrachloroethene	ug/L	50	49.1	98	73-132	
Toluene	ug/L	50	52.0	104	72-119	
trans-1,2-Dichloroethene	ug/L	50	52.0	104	74-125	
Trichloroethene	ug/L	50	51.7	103	75-127	
Vinyl chloride	ug/L	50	49.9	100	48-133	
Xylene (Total)	ug/L	150	147	98	73-123	
4-Bromofluorobenzene (S)	%.			98	79-124	
Dibromofluoromethane (S)	%.			97	82-128	
Toluene-d8 (S)	%.			101	73-122	

MATRIX SPIKE & MATRIX SPIKE DUPLICATE: 3564798 3564799

Parameter	Units	50367377016 Result	MS Spike Conc.	MSD Spike Conc.	MS Result	MSD Result	MS % Rec	MSD % Rec	% Rec Limits	RPD	Max RPD	Qual
1,1,1-Trichloroethane	ug/L	ND	50	50	51.7	53.6	103	107	63-138	3	20	
1,1,2,2-Tetrachloroethane	ug/L	ND	50	50	54.8	55.3	110	111	58-146	1	20	
1,1-Dichloroethene	ug/L	ND	50	50	56.1	57.6	112	115	65-139	3	20	
1,2,4-Trimethylbenzene	ug/L	ND	50	50	46.7	49.3	93	99	34-144	5	20	
1,2-Dibromoethane (EDB)	ug/L	ND	50	50	49.6	50.2	99	100	64-139	1	20	
1,2-Dichloroethane	ug/L	ND	50	50	45.8	46.0	92	92	55-146	1	20	
1,2-Dichloropropane	ug/L	ND	50	50	55.9	57.1	112	114	66-134	2	20	
1,3,5-Trimethylbenzene	ug/L	ND	50	50	47.8	50.8	96	102	29-151	6	20	
Benzene	ug/L	ND	50	50	55.1	56.5	110	113	65-137	3	20	
Chlorobenzene	ug/L	ND	50	50	51.6	53.2	103	106	54-135	3	20	
Chloroform	ug/L	ND	50	50	53.5	54.8	107	110	64-133	2	20	
cis-1,2-Dichloroethene	ug/L	ND	50	50	55.4	56.8	111	113	59-141	3	20	
Ethylbenzene	ug/L	ND	50	50	53.1	54.6	106	109	50-143	3	20	
Isopropylbenzene (Cumene)	ug/L	ND	50	50	53.3	55.5	107	111	36-151	4	20	
Methyl-tert-butyl ether	ug/L	ND	50	50	48.1	49.3	96	99	66-138	2	20	
n-Hexane	ug/L	ND	50	50	52.3	53.1	105	106	53-129	2	20	
Naphthalene	ug/L	ND	50	50	56.7	55.9	113	112	51-135	1	20	
Tetrachloroethene	ug/L	ND	50	50	50.5	52.1	101	104	43-149	3	20	

Results presented on this page are in the units indicated by the "Units" column except where an alternate unit is presented to the right of the result.

REPORT OF LABORATORY ANALYSIS

This report shall not be reproduced, except in full,
without the written consent of Pace Analytical Services, LLC.

Pace Analytical Services, LLC
7726 Moller Road
Indianapolis, IN 46268
(317)228-3100

QUALITY CONTROL DATA

Project: Houghland Canning
Pace Project No.: 50367377

MATRIX SPIKE & MATRIX SPIKE DUPLICATE: 3564798 3564799

Parameter	Units	50367377016 Result	MS Spike Conc.	MSD Spike Conc.	MS Result	MSD Result	MS % Rec	MSD % Rec	% Rec Limits	RPD	Max RPD	Qual
Toluene	ug/L	ND	50	50	54.6	56.0	109	112	57-137	2	20	
trans-1,2-Dichloroethene	ug/L	ND	50	50	52.9	56.0	106	112	63-133	6	20	
Trichloroethene	ug/L	ND	50	50	55.7	57.6	108	112	52-145	3	20	
Vinyl chloride	ug/L	ND	50	50	53.9	55.7	108	111	43-139	3	20	
Xylene (Total)	ug/L	ND	150	150	149	153	99	102	52-137	3	20	
4-Bromofluorobenzene (S)	%.						97	97	79-124			
Dibromofluoromethane (S)	%.						98	96	82-128			
Toluene-d8 (S)	%.						102	101	73-122			

Results presented on this page are in the units indicated by the "Units" column except where an alternate unit is presented to the right of the result.

REPORT OF LABORATORY ANALYSIS

This report shall not be reproduced, except in full,
without the written consent of Pace Analytical Services, LLC.

Pace Analytical Services, LLC
7726 Moller Road
Indianapolis, IN 46268
(317)228-3100

QUALITY CONTROL DATA

Project: Houghland Canning
Pace Project No.: 50367377

QC Batch: 779180
QC Batch Method: EPA 5030/8260
Analysis Method: EPA 5030/8260
Analysis Description: 8260 MSV
Laboratory: Pace Analytical Services - Indianapolis
Associated Lab Samples: 50367377001, 50367377002, 50367377003

METHOD BLANK: 3565811 Matrix: Water
Associated Lab Samples: 50367377001, 50367377002, 50367377003

Parameter	Units	Blank Result	Reporting Limit	Analyzed	Qualifiers
1,1,1,2-Tetrachloroethane	ug/L	ND	5.0	03/07/24 12:35	
1,1,1-Trichloroethane	ug/L	ND	5.0	03/07/24 12:35	
1,1,2,2-Tetrachloroethane	ug/L	ND	5.0	03/07/24 12:35	
1,1,2-Trichloroethane	ug/L	ND	5.0	03/07/24 12:35	
1,1-Dichloroethane	ug/L	ND	5.0	03/07/24 12:35	
1,1-Dichloroethene	ug/L	ND	5.0	03/07/24 12:35	
1,1-Dichloropropene	ug/L	ND	5.0	03/07/24 12:35	
1,2,3-Trichlorobenzene	ug/L	ND	5.0	03/07/24 12:35	
1,2,3-Trichloropropane	ug/L	ND	5.0	03/07/24 12:35	
1,2,4-Trichlorobenzene	ug/L	ND	5.0	03/07/24 12:35	
1,2,4-Trimethylbenzene	ug/L	ND	5.0	03/07/24 12:35	
1,2-Dibromoethane (EDB)	ug/L	ND	5.0	03/07/24 12:35	
1,2-Dichlorobenzene	ug/L	ND	5.0	03/07/24 12:35	
1,2-Dichloroethane	ug/L	ND	5.0	03/07/24 12:35	
1,2-Dichloropropane	ug/L	ND	5.0	03/07/24 12:35	
1,3,5-Trimethylbenzene	ug/L	ND	5.0	03/07/24 12:35	
1,3-Dichlorobenzene	ug/L	ND	5.0	03/07/24 12:35	
1,3-Dichloropropane	ug/L	ND	5.0	03/07/24 12:35	
1,4-Dichlorobenzene	ug/L	ND	5.0	03/07/24 12:35	
1-Methylnaphthalene	ug/L	ND	10.0	03/07/24 12:35	
2,2-Dichloropropane	ug/L	ND	5.0	03/07/24 12:35	
2-Butanone (MEK)	ug/L	ND	25.0	03/07/24 12:35	
2-Chlorotoluene	ug/L	ND	5.0	03/07/24 12:35	
2-Hexanone	ug/L	ND	25.0	03/07/24 12:35	
2-Methylnaphthalene	ug/L	ND	10.0	03/07/24 12:35	
4-Chlorotoluene	ug/L	ND	5.0	03/07/24 12:35	
4-Methyl-2-pentanone (MIBK)	ug/L	ND	25.0	03/07/24 12:35	
Acetone	ug/L	ND	100	03/07/24 12:35	
Acrolein	ug/L	ND	50.0	03/07/24 12:35	
Acrylonitrile	ug/L	ND	100	03/07/24 12:35	
Benzene	ug/L	ND	5.0	03/07/24 12:35	
Bromobenzene	ug/L	ND	5.0	03/07/24 12:35	
Bromochloromethane	ug/L	ND	5.0	03/07/24 12:35	
Bromodichloromethane	ug/L	ND	5.0	03/07/24 12:35	
Bromoform	ug/L	ND	5.0	03/07/24 12:35	
Bromomethane	ug/L	ND	5.0	03/07/24 12:35	
Carbon disulfide	ug/L	ND	10.0	03/07/24 12:35	
Carbon tetrachloride	ug/L	ND	5.0	03/07/24 12:35	
Chlorobenzene	ug/L	ND	5.0	03/07/24 12:35	
Chloroethane	ug/L	ND	5.0	03/07/24 12:35	

Results presented on this page are in the units indicated by the "Units" column except where an alternate unit is presented to the right of the result.

REPORT OF LABORATORY ANALYSIS

This report shall not be reproduced, except in full,
without the written consent of Pace Analytical Services, LLC.

Pace Analytical Services, LLC
7726 Moller Road
Indianapolis, IN 46268
(317)228-3100

QUALITY CONTROL DATA

Project: Houghland Canning
Pace Project No.: 50367377

METHOD BLANK: 3565811 Matrix: Water
Associated Lab Samples: 50367377001, 50367377002, 50367377003

Parameter	Units	Blank Result	Reporting Limit	Analyzed	Qualifiers
Chloroform	ug/L	ND	5.0	03/07/24 12:35	
Chloromethane	ug/L	ND	5.0	03/07/24 12:35	
cis-1,2-Dichloroethene	ug/L	ND	5.0	03/07/24 12:35	
cis-1,3-Dichloropropene	ug/L	ND	5.0	03/07/24 12:35	
Dibromochloromethane	ug/L	ND	5.0	03/07/24 12:35	
Dibromomethane	ug/L	ND	5.0	03/07/24 12:35	
Dichlorodifluoromethane	ug/L	ND	5.0	03/07/24 12:35	
Ethyl methacrylate	ug/L	ND	100	03/07/24 12:35	
Ethylbenzene	ug/L	ND	5.0	03/07/24 12:35	
Hexachloro-1,3-butadiene	ug/L	ND	5.0	03/07/24 12:35	
Iodomethane	ug/L	ND	10.0	03/07/24 12:35	
Isopropylbenzene (Cumene)	ug/L	ND	5.0	03/07/24 12:35	
Methyl-tert-butyl ether	ug/L	ND	4.0	03/07/24 12:35	
Methylene Chloride	ug/L	ND	5.0	03/07/24 12:35	
n-Butylbenzene	ug/L	ND	5.0	03/07/24 12:35	
n-Hexane	ug/L	ND	5.0	03/07/24 12:35	
n-Propylbenzene	ug/L	ND	5.0	03/07/24 12:35	
Naphthalene	ug/L	ND	1.2	03/07/24 12:35	
p-Isopropyltoluene	ug/L	ND	5.0	03/07/24 12:35	
sec-Butylbenzene	ug/L	ND	5.0	03/07/24 12:35	
Styrene	ug/L	ND	5.0	03/07/24 12:35	
tert-Butylbenzene	ug/L	ND	5.0	03/07/24 12:35	
Tetrachloroethene	ug/L	ND	5.0	03/07/24 12:35	
Toluene	ug/L	ND	5.0	03/07/24 12:35	
trans-1,2-Dichloroethene	ug/L	ND	5.0	03/07/24 12:35	
trans-1,3-Dichloropropene	ug/L	ND	5.0	03/07/24 12:35	
trans-1,4-Dichloro-2-butene	ug/L	ND	100	03/07/24 12:35	
Trichloroethene	ug/L	ND	5.0	03/07/24 12:35	
Trichlorofluoromethane	ug/L	ND	5.0	03/07/24 12:35	
Vinyl acetate	ug/L	ND	50.0	03/07/24 12:35	
Vinyl chloride	ug/L	ND	2.0	03/07/24 12:35	
Xylene (Total)	ug/L	ND	10.0	03/07/24 12:35	
4-Bromofluorobenzene (S)	%.	101	79-124	03/07/24 12:35	
Dibromofluoromethane (S)	%.	97	82-128	03/07/24 12:35	1d
Toluene-d8 (S)	%.	101	73-122	03/07/24 12:35	

LABORATORY CONTROL SAMPLE: 3565812

Parameter	Units	Spike Conc.	LCS Result	LCS % Rec	% Rec Limits	Qualifiers
1,1,1-Trichloroethane	ug/L	50	47.9	96	76-127	
1,1,2,2-Tetrachloroethane	ug/L	50	51.3	103	70-126	
1,1-Dichloroethene	ug/L	50	51.6	103	73-133	
1,2,4-Trimethylbenzene	ug/L	50	53.3	107	70-127	
1,2-Dibromoethane (EDB)	ug/L	50	45.6	91	80-126	

Results presented on this page are in the units indicated by the "Units" column except where an alternate unit is presented to the right of the result.

REPORT OF LABORATORY ANALYSIS

This report shall not be reproduced, except in full,
without the written consent of Pace Analytical Services, LLC.

Pace Analytical Services, LLC
7726 Moller Road
Indianapolis, IN 46268
(317)228-3100

QUALITY CONTROL DATA

Project: Houghland Canning
Pace Project No.: 50367377

LABORATORY CONTROL SAMPLE: 3565812

Parameter	Units	Spike Conc.	LCS Result	LCS % Rec	% Rec Limits	Qualifiers
1,2-Dichloroethane	ug/L	50	41.5	83	70-124	
1,2-Dichloropropane	ug/L	50	52.3	105	74-128	
1,3,5-Trimethylbenzene	ug/L	50	54.1	108	71-124	
Benzene	ug/L	50	56.2	112	74-124	
Chlorobenzene	ug/L	50	50.7	101	77-121	
Chloroform	ug/L	50	48.5	97	75-118	
cis-1,2-Dichloroethene	ug/L	50	51.1	102	76-125	
Ethylbenzene	ug/L	50	51.8	104	74-125	
Isopropylbenzene (Cumene)	ug/L	50	51.8	104	75-126	
Methyl-tert-butyl ether	ug/L	50	46.4	93	74-129	
n-Hexane	ug/L	50	55.5	111	58-131	
Naphthalene	ug/L	50	51.3	103	70-132	
Tetrachloroethene	ug/L	50	52.2	104	73-132	
Toluene	ug/L	50	53.2	106	72-119	
trans-1,2-Dichloroethene	ug/L	50	53.1	106	74-125	
Trichloroethene	ug/L	50	52.3	105	75-127	
Vinyl chloride	ug/L	50	47.8	96	48-133	
Xylene (Total)	ug/L	100	101	101	73-123	
4-Bromofluorobenzene (S)	%.			95	79-124	
Dibromofluoromethane (S)	%.			94	82-128	
Toluene-d8 (S)	%.			102	73-122	

Results presented on this page are in the units indicated by the "Units" column except where an alternate unit is presented to the right of the result.

REPORT OF LABORATORY ANALYSIS

This report shall not be reproduced, except in full,
without the written consent of Pace Analytical Services, LLC.

Pace Analytical Services, LLC
7726 Moller Road
Indianapolis, IN 46268
(317)228-3100

QUALITY CONTROL DATA

Project: Houghland Canning
Pace Project No.: 50367377

QC Batch: 779396
QC Batch Method: EPA 5030/8260
Analysis Method: EPA 5030/8260
Analysis Description: 8260 MSV
Laboratory: Pace Analytical Services - Indianapolis
Associated Lab Samples: 50367377004, 50367377005, 50367377006, 50367377007, 50367377008, 50367377009, 50367377010, 50367377012

METHOD BLANK: 3566956
Matrix: Water
Associated Lab Samples: 50367377004, 50367377005, 50367377006, 50367377007, 50367377008, 50367377009, 50367377010, 50367377012

Parameter	Units	Blank Result	Reporting Limit	Analyzed	Qualifiers
1,1,1,2-Tetrachloroethane	ug/L	ND	5.0	03/08/24 11:42	
1,1,1-Trichloroethane	ug/L	ND	5.0	03/08/24 11:42	
1,1,2,2-Tetrachloroethane	ug/L	ND	5.0	03/08/24 11:42	
1,1,2-Trichloroethane	ug/L	ND	5.0	03/08/24 11:42	
1,1-Dichloroethane	ug/L	ND	5.0	03/08/24 11:42	
1,1-Dichloroethene	ug/L	ND	5.0	03/08/24 11:42	
1,1-Dichloropropene	ug/L	ND	5.0	03/08/24 11:42	
1,2,3-Trichlorobenzene	ug/L	ND	5.0	03/08/24 11:42	
1,2,3-Trichloropropane	ug/L	ND	5.0	03/08/24 11:42	
1,2,4-Trichlorobenzene	ug/L	ND	5.0	03/08/24 11:42	
1,2,4-Trimethylbenzene	ug/L	ND	5.0	03/08/24 11:42	
1,2-Dibromoethane (EDB)	ug/L	ND	5.0	03/08/24 11:42	
1,2-Dichlorobenzene	ug/L	ND	5.0	03/08/24 11:42	
1,2-Dichloroethane	ug/L	ND	5.0	03/08/24 11:42	
1,2-Dichloropropane	ug/L	ND	5.0	03/08/24 11:42	
1,3,5-Trimethylbenzene	ug/L	ND	5.0	03/08/24 11:42	
1,3-Dichlorobenzene	ug/L	ND	5.0	03/08/24 11:42	
1,3-Dichloropropane	ug/L	ND	5.0	03/08/24 11:42	
1,4-Dichlorobenzene	ug/L	ND	5.0	03/08/24 11:42	
1-Methylnaphthalene	ug/L	ND	10.0	03/08/24 11:42	
2,2-Dichloropropane	ug/L	ND	5.0	03/08/24 11:42	
2-Butanone (MEK)	ug/L	ND	25.0	03/08/24 11:42	
2-Chlorotoluene	ug/L	ND	5.0	03/08/24 11:42	
2-Hexanone	ug/L	ND	25.0	03/08/24 11:42	
2-Methylnaphthalene	ug/L	ND	10.0	03/08/24 11:42	
4-Chlorotoluene	ug/L	ND	5.0	03/08/24 11:42	
4-Methyl-2-pentanone (MIBK)	ug/L	ND	25.0	03/08/24 11:42	
Acetone	ug/L	ND	100	03/08/24 11:42	
Acrolein	ug/L	ND	50.0	03/08/24 11:42	
Acrylonitrile	ug/L	ND	100	03/08/24 11:42	
Benzene	ug/L	ND	5.0	03/08/24 11:42	
Bromobenzene	ug/L	ND	5.0	03/08/24 11:42	
Bromochloromethane	ug/L	ND	5.0	03/08/24 11:42	
Bromodichloromethane	ug/L	ND	5.0	03/08/24 11:42	
Bromoform	ug/L	ND	5.0	03/08/24 11:42	
Bromomethane	ug/L	ND	5.0	03/08/24 11:42	
Carbon disulfide	ug/L	ND	10.0	03/08/24 11:42	
Carbon tetrachloride	ug/L	ND	5.0	03/08/24 11:42	
Chlorobenzene	ug/L	ND	5.0	03/08/24 11:42	

Results presented on this page are in the units indicated by the "Units" column except where an alternate unit is presented to the right of the result.

REPORT OF LABORATORY ANALYSIS

This report shall not be reproduced, except in full,
without the written consent of Pace Analytical Services, LLC.

Pace Analytical Services, LLC
7726 Moller Road
Indianapolis, IN 46268
(317)228-3100

QUALITY CONTROL DATA

Project: Houghland Canning
Pace Project No.: 50367377

METHOD BLANK: 3566956 Matrix: Water
Associated Lab Samples: 50367377004, 50367377005, 50367377006, 50367377007, 50367377008, 50367377009, 50367377010, 50367377012

Parameter	Units	Blank Result	Reporting Limit	Analyzed	Qualifiers
Chloroethane	ug/L	ND	5.0	03/08/24 11:42	
Chloroform	ug/L	ND	5.0	03/08/24 11:42	
Chloromethane	ug/L	ND	5.0	03/08/24 11:42	
cis-1,2-Dichloroethene	ug/L	ND	5.0	03/08/24 11:42	
cis-1,3-Dichloropropene	ug/L	ND	5.0	03/08/24 11:42	
Dibromochloromethane	ug/L	ND	5.0	03/08/24 11:42	
Dibromomethane	ug/L	ND	5.0	03/08/24 11:42	
Dichlorodifluoromethane	ug/L	ND	5.0	03/08/24 11:42	
Ethyl methacrylate	ug/L	ND	100	03/08/24 11:42	
Ethylbenzene	ug/L	ND	5.0	03/08/24 11:42	
Hexachloro-1,3-butadiene	ug/L	ND	5.0	03/08/24 11:42	
Iodomethane	ug/L	ND	10.0	03/08/24 11:42	
Isopropylbenzene (Cumene)	ug/L	ND	5.0	03/08/24 11:42	
Methyl-tert-butyl ether	ug/L	ND	4.0	03/08/24 11:42	
Methylene Chloride	ug/L	ND	5.0	03/08/24 11:42	
n-Butylbenzene	ug/L	ND	5.0	03/08/24 11:42	
n-Hexane	ug/L	ND	5.0	03/08/24 11:42	
n-Propylbenzene	ug/L	ND	5.0	03/08/24 11:42	
Naphthalene	ug/L	ND	1.2	03/08/24 11:42	
p-Isopropyltoluene	ug/L	ND	5.0	03/08/24 11:42	
sec-Butylbenzene	ug/L	ND	5.0	03/08/24 11:42	
Styrene	ug/L	ND	5.0	03/08/24 11:42	
tert-Butylbenzene	ug/L	ND	5.0	03/08/24 11:42	
Tetrachloroethene	ug/L	ND	5.0	03/08/24 11:42	
Toluene	ug/L	ND	5.0	03/08/24 11:42	
trans-1,2-Dichloroethene	ug/L	ND	5.0	03/08/24 11:42	
trans-1,3-Dichloropropene	ug/L	ND	5.0	03/08/24 11:42	
trans-1,4-Dichloro-2-butene	ug/L	ND	100	03/08/24 11:42	
Trichloroethene	ug/L	ND	5.0	03/08/24 11:42	
Trichlorofluoromethane	ug/L	ND	5.0	03/08/24 11:42	
Vinyl acetate	ug/L	ND	50.0	03/08/24 11:42	
Vinyl chloride	ug/L	ND	2.0	03/08/24 11:42	
Xylene (Total)	ug/L	ND	10.0	03/08/24 11:42	
4-Bromofluorobenzene (S)	%.	101	79-124	03/08/24 11:42	
Dibromofluoromethane (S)	%.	100	82-128	03/08/24 11:42	
Toluene-d8 (S)	%.	101	73-122	03/08/24 11:42	

LABORATORY CONTROL SAMPLE: 3566957

Parameter	Units	Spike Conc.	LCS Result	LCS % Rec	% Rec Limits	Qualifiers
1,1,1-Trichloroethane	ug/L	50	42.4	85	76-127	
1,1,2,2-Tetrachloroethane	ug/L	50	47.2	94	70-126	
1,1-Dichloroethene	ug/L	50	45.4	91	73-133	

Results presented on this page are in the units indicated by the "Units" column except where an alternate unit is presented to the right of the result.

REPORT OF LABORATORY ANALYSIS

This report shall not be reproduced, except in full,
without the written consent of Pace Analytical Services, LLC.

Pace Analytical Services, LLC
7726 Moller Road
Indianapolis, IN 46268
(317)228-3100

QUALITY CONTROL DATA

Project: Houghland Canning
Pace Project No.: 50367377

LABORATORY CONTROL SAMPLE: 3566957

Parameter	Units	Spike Conc.	LCS Result	LCS % Rec	% Rec Limits	Qualifiers
1,2,4-Trimethylbenzene	ug/L	50	47.1	94	70-127	
1,2-Dibromoethane (EDB)	ug/L	50	42.3	85	80-126	
1,2-Dichloroethane	ug/L	50	37.7	75	70-124	
1,2-Dichloropropane	ug/L	50	46.9	94	74-128	
1,3,5-Trimethylbenzene	ug/L	50	47.3	95	71-124	
Benzene	ug/L	50	50.1	100	74-124	
Chlorobenzene	ug/L	50	45.3	91	77-121	
Chloroform	ug/L	50	43.6	87	75-118	
cis-1,2-Dichloroethene	ug/L	50	46.2	92	76-125	
Ethylbenzene	ug/L	50	46.2	92	74-125	
Isopropylbenzene (Cumene)	ug/L	50	46.5	93	75-126	
Methyl-tert-butyl ether	ug/L	50	42.2	84	74-129	
n-Hexane	ug/L	50	48.8	98	58-131	
Naphthalene	ug/L	50	48.7	97	70-132	
Tetrachloroethene	ug/L	50	45.8	92	73-132	
Toluene	ug/L	50	47.1	94	72-119	
trans-1,2-Dichloroethene	ug/L	50	47.6	95	74-125	
Trichloroethene	ug/L	50	46.3	93	75-127	
Vinyl chloride	ug/L	50	45.6	91	48-133	
Xylene (Total)	ug/L	100	90.2	90	73-123	
4-Bromofluorobenzene (S)	%.			96	79-124	
Dibromofluoromethane (S)	%.			95	82-128	
Toluene-d8 (S)	%.			100	73-122	

MATRIX SPIKE & MATRIX SPIKE DUPLICATE: 3566958 3566959

Parameter	Units	50367377007 Result	MS Spike Conc.	MSD Spike Conc.	MS Result	MSD Result	MS % Rec	MSD % Rec	% Rec Limits	RPD	Max RPD	Qual
1,1,1-Trichloroethane	ug/L	ND	50	50	40.0	44.4	80	89	63-138	10	20	
1,1,2,2-Tetrachloroethane	ug/L	ND	50	50	44.6	49.6	89	99	58-146	11	20	
1,1-Dichloroethene	ug/L	ND	50	50	41.3	45.2	83	90	65-139	9	20	
1,2,4-Trimethylbenzene	ug/L	ND	50	50	34.8	37.4	70	75	34-144	7	20	
1,2-Dibromoethane (EDB)	ug/L	ND	50	50	40.9	44.8	82	90	64-139	9	20	
1,2-Dichloroethane	ug/L	ND	50	50	35.8	39.8	72	80	55-146	11	20	
1,2-Dichloropropane	ug/L	ND	50	50	44.9	49.4	90	99	66-134	9	20	
1,3,5-Trimethylbenzene	ug/L	ND	50	50	34.9	36.5	70	73	29-151	4	20	
Benzene	ug/L	ND	50	50	47.1	52.0	94	104	65-137	10	20	
Chlorobenzene	ug/L	ND	50	50	40.8	45.0	82	90	54-135	10	20	
Chloroform	ug/L	ND	50	50	41.8	46.0	84	92	64-133	10	20	
cis-1,2-Dichloroethene	ug/L	ND	50	50	43.5	47.7	87	95	59-141	9	20	
Ethylbenzene	ug/L	ND	50	50	41.0	45.3	82	91	50-143	10	20	
Isopropylbenzene (Cumene)	ug/L	ND	50	50	41.7	46.1	83	92	36-151	10	20	
Methyl-tert-butyl ether	ug/L	ND	50	50	39.8	44.2	80	88	66-138	10	20	
n-Hexane	ug/L	ND	50	50	40.3	44.8	81	90	53-129	11	20	

Results presented on this page are in the units indicated by the "Units" column except where an alternate unit is presented to the right of the result.

REPORT OF LABORATORY ANALYSIS

This report shall not be reproduced, except in full,
without the written consent of Pace Analytical Services, LLC.

Pace Analytical Services, LLC
7726 Moller Road
Indianapolis, IN 46268
(317)228-3100

QUALITY CONTROL DATA

Project: Houghland Canning
Pace Project No.: 50367377

MATRIX SPIKE & MATRIX SPIKE DUPLICATE: 3566958 3566959

Parameter	Units	50367377007 Result	MS Spike Conc.	MSD Spike Conc.	MS Result	MSD Result	MS % Rec	MSD % Rec	% Rec Limits	RPD	Max RPD	Qual
Naphthalene	ug/L	ND	50	50	42.4	48.0	85	96	51-135	12	20	
Tetrachloroethene	ug/L	ND	50	50	38.9	43.2	78	86	43-149	11	20	
Toluene	ug/L	ND	50	50	42.4	46.4	85	93	57-137	9	20	
trans-1,2-Dichloroethene	ug/L	ND	50	50	40.5	44.4	81	88	63-133	9	20	
Trichloroethene	ug/L	ND	50	50	41.1	45.7	82	91	52-145	11	20	
Vinyl chloride	ug/L	3.9	50	50	49.0	52.6	90	97	43-139	7	20	
Xylene (Total)	ug/L	ND	150	150	113	123	76	82	52-137	8	20	
4-Bromofluorobenzene (S)	%.						97	96	79-124			
Dibromofluoromethane (S)	%.						97	96	82-128			
Toluene-d8 (S)	%.						100	100	73-122			

Results presented on this page are in the units indicated by the "Units" column except where an alternate unit is presented to the right of the result.

REPORT OF LABORATORY ANALYSIS

This report shall not be reproduced, except in full,
without the written consent of Pace Analytical Services, LLC.

Pace Analytical Services, LLC
7726 Moller Road
Indianapolis, IN 46268
(317)228-3100

QUALITY CONTROL DATA

Project: Houghland Canning
Pace Project No.: 50367377

QC Batch: 779652
QC Batch Method: EPA 5030/8260
Analysis Method: EPA 5030/8260
Analysis Description: 8260 MSV
Laboratory: Pace Analytical Services - Indianapolis
Associated Lab Samples: 50367377025, 50367377031, 50367377032

METHOD BLANK: 3568127 Matrix: Water
Associated Lab Samples: 50367377025, 50367377031, 50367377032

Parameter	Units	Blank Result	Reporting Limit	Analyzed	Qualifiers
1,1,1,2-Tetrachloroethane	ug/L	ND	5.0	03/11/24 23:35	
1,1,1-Trichloroethane	ug/L	ND	5.0	03/11/24 23:35	
1,1,2,2-Tetrachloroethane	ug/L	ND	5.0	03/11/24 23:35	
1,1,2-Trichloroethane	ug/L	ND	5.0	03/11/24 23:35	
1,1-Dichloroethane	ug/L	ND	5.0	03/11/24 23:35	
1,1-Dichloroethene	ug/L	ND	5.0	03/11/24 23:35	
1,1-Dichloropropene	ug/L	ND	5.0	03/11/24 23:35	
1,2,3-Trichlorobenzene	ug/L	ND	5.0	03/11/24 23:35	
1,2,3-Trichloropropane	ug/L	ND	5.0	03/11/24 23:35	
1,2,4-Trichlorobenzene	ug/L	ND	5.0	03/11/24 23:35	
1,2,4-Trimethylbenzene	ug/L	ND	5.0	03/11/24 23:35	
1,2-Dibromoethane (EDB)	ug/L	ND	5.0	03/11/24 23:35	
1,2-Dichlorobenzene	ug/L	ND	5.0	03/11/24 23:35	
1,2-Dichloroethane	ug/L	ND	5.0	03/11/24 23:35	
1,2-Dichloropropane	ug/L	ND	5.0	03/11/24 23:35	
1,3,5-Trimethylbenzene	ug/L	ND	5.0	03/11/24 23:35	
1,3-Dichlorobenzene	ug/L	ND	5.0	03/11/24 23:35	
1,3-Dichloropropane	ug/L	ND	5.0	03/11/24 23:35	
1,4-Dichlorobenzene	ug/L	ND	5.0	03/11/24 23:35	
1-Methylnaphthalene	ug/L	ND	10.0	03/11/24 23:35	
2,2-Dichloropropane	ug/L	ND	5.0	03/11/24 23:35	
2-Butanone (MEK)	ug/L	ND	25.0	03/11/24 23:35	
2-Chlorotoluene	ug/L	ND	5.0	03/11/24 23:35	
2-Hexanone	ug/L	ND	25.0	03/11/24 23:35	
2-Methylnaphthalene	ug/L	ND	10.0	03/11/24 23:35	
4-Chlorotoluene	ug/L	ND	5.0	03/11/24 23:35	
4-Methyl-2-pentanone (MIBK)	ug/L	ND	25.0	03/11/24 23:35	
Acetone	ug/L	ND	100	03/11/24 23:35	
Acrolein	ug/L	ND	50.0	03/11/24 23:35	
Acrylonitrile	ug/L	ND	100	03/11/24 23:35	
Benzene	ug/L	ND	5.0	03/11/24 23:35	
Bromobenzene	ug/L	ND	5.0	03/11/24 23:35	
Bromochloromethane	ug/L	ND	5.0	03/11/24 23:35	
Bromodichloromethane	ug/L	ND	5.0	03/11/24 23:35	
Bromoform	ug/L	ND	5.0	03/11/24 23:35	
Bromomethane	ug/L	ND	5.0	03/11/24 23:35	
Carbon disulfide	ug/L	ND	10.0	03/11/24 23:35	
Carbon tetrachloride	ug/L	ND	5.0	03/11/24 23:35	
Chlorobenzene	ug/L	ND	5.0	03/11/24 23:35	
Chloroethane	ug/L	ND	5.0	03/11/24 23:35	

Results presented on this page are in the units indicated by the "Units" column except where an alternate unit is presented to the right of the result.

REPORT OF LABORATORY ANALYSIS

This report shall not be reproduced, except in full,
without the written consent of Pace Analytical Services, LLC.

Pace Analytical Services, LLC
7726 Moller Road
Indianapolis, IN 46268
(317)228-3100

QUALITY CONTROL DATA

Project: Houghland Canning
Pace Project No.: 50367377

METHOD BLANK: 3568127 Matrix: Water
Associated Lab Samples: 50367377025, 50367377031, 50367377032

Parameter	Units	Blank Result	Reporting Limit	Analyzed	Qualifiers
Chloroform	ug/L	ND	5.0	03/11/24 23:35	
Chloromethane	ug/L	ND	5.0	03/11/24 23:35	
cis-1,2-Dichloroethene	ug/L	ND	5.0	03/11/24 23:35	
cis-1,3-Dichloropropene	ug/L	ND	5.0	03/11/24 23:35	
Dibromochloromethane	ug/L	ND	5.0	03/11/24 23:35	
Dibromomethane	ug/L	ND	5.0	03/11/24 23:35	
Dichlorodifluoromethane	ug/L	ND	5.0	03/11/24 23:35	
Ethyl methacrylate	ug/L	ND	100	03/11/24 23:35	
Ethylbenzene	ug/L	ND	5.0	03/11/24 23:35	
Hexachloro-1,3-butadiene	ug/L	ND	5.0	03/11/24 23:35	
Iodomethane	ug/L	ND	10.0	03/11/24 23:35	
Isopropylbenzene (Cumene)	ug/L	ND	5.0	03/11/24 23:35	
Methyl-tert-butyl ether	ug/L	ND	4.0	03/11/24 23:35	
Methylene Chloride	ug/L	ND	5.0	03/11/24 23:35	
n-Butylbenzene	ug/L	ND	5.0	03/11/24 23:35	
n-Hexane	ug/L	ND	5.0	03/11/24 23:35	
n-Propylbenzene	ug/L	ND	5.0	03/11/24 23:35	
Naphthalene	ug/L	ND	1.2	03/11/24 23:35	
p-Isopropyltoluene	ug/L	ND	5.0	03/11/24 23:35	
sec-Butylbenzene	ug/L	ND	5.0	03/11/24 23:35	
Styrene	ug/L	ND	5.0	03/11/24 23:35	
tert-Butylbenzene	ug/L	ND	5.0	03/11/24 23:35	
Tetrachloroethene	ug/L	ND	5.0	03/11/24 23:35	
Toluene	ug/L	ND	5.0	03/11/24 23:35	
trans-1,2-Dichloroethene	ug/L	ND	5.0	03/11/24 23:35	
trans-1,3-Dichloropropene	ug/L	ND	5.0	03/11/24 23:35	
trans-1,4-Dichloro-2-butene	ug/L	ND	100	03/11/24 23:35	
Trichloroethene	ug/L	ND	5.0	03/11/24 23:35	
Trichlorofluoromethane	ug/L	ND	5.0	03/11/24 23:35	
Vinyl acetate	ug/L	ND	50.0	03/11/24 23:35	
Vinyl chloride	ug/L	ND	2.0	03/11/24 23:35	
Xylene (Total)	ug/L	ND	10.0	03/11/24 23:35	
4-Bromofluorobenzene (S)	%.	102	79-124	03/11/24 23:35	
Dibromofluoromethane (S)	%.	98	82-128	03/11/24 23:35	
Toluene-d8 (S)	%.	98	73-122	03/11/24 23:35	

LABORATORY CONTROL SAMPLE: 3568128

Parameter	Units	Spike Conc.	LCS Result	LCS % Rec	% Rec Limits	Qualifiers
1,1,1-Trichloroethane	ug/L	50	47.9	96	76-127	
1,1,2,2-Tetrachloroethane	ug/L	50	44.4	89	70-126	
1,1-Dichloroethene	ug/L	50	47.5	95	73-133	
1,2,4-Trimethylbenzene	ug/L	50	45.6	91	70-127	
1,2-Dibromoethane (EDB)	ug/L	50	48.3	97	80-126	

Results presented on this page are in the units indicated by the "Units" column except where an alternate unit is presented to the right of the result.

REPORT OF LABORATORY ANALYSIS

This report shall not be reproduced, except in full,
without the written consent of Pace Analytical Services, LLC.

Pace Analytical Services, LLC
7726 Moller Road
Indianapolis, IN 46268
(317)228-3100

QUALITY CONTROL DATA

Project: Houghland Canning
Pace Project No.: 50367377

LABORATORY CONTROL SAMPLE: 3568128

Parameter	Units	Spike Conc.	LCS Result	LCS % Rec	% Rec Limits	Qualifiers
1,2-Dichloroethane	ug/L	50	50.1	100	70-124	
1,2-Dichloropropane	ug/L	50	48.8	98	74-128	
Benzene	ug/L	50	48.6	97	74-124	
Chlorobenzene	ug/L	50	48.0	96	77-121	
Chloroform	ug/L	50	50.2	100	75-118	
cis-1,2-Dichloroethene	ug/L	50	49.5	99	76-125	
Ethylbenzene	ug/L	50	47.5	95	74-125	
Isopropylbenzene (Cumene)	ug/L	50	46.5	93	75-126	
Methyl-tert-butyl ether	ug/L	50	47.0	94	74-129	
n-Hexane	ug/L	50	43.2	86	58-131	
Naphthalene	ug/L	50	43.2	86	70-132	
Tetrachloroethene	ug/L	50	47.4	95	73-132	
Toluene	ug/L	50	47.4	95	72-119	
trans-1,2-Dichloroethene	ug/L	50	48.7	97	74-125	
Trichloroethene	ug/L	50	49.5	99	75-127	
Vinyl chloride	ug/L	50	47.4	95	48-133	
Xylene (Total)	ug/L	150	141	94	73-123	
4-Bromofluorobenzene (S)	%.			99	79-124	
Dibromofluoromethane (S)	%.			97	82-128	
Toluene-d8 (S)	%.			98	73-122	

MATRIX SPIKE & MATRIX SPIKE DUPLICATE: 3568129 3568130

Parameter	Units	50367377025 Result	MS Spike Conc.	MSD Spike Conc.	MS Result	MSD Result	MS % Rec	MSD % Rec	% Rec Limits	RPD	Max RPD	Qual
1,1,1-Trichloroethane	ug/L	ND	50	50	52.1	50.8	104	102	63-138	3	20	
1,1,2,2-Tetrachloroethane	ug/L	ND	50	50	46.2	48.2	92	96	58-146	4	20	
1,1-Dichloroethene	ug/L	ND	50	50	50.7	50.3	101	101	65-139	1	20	
1,2,4-Trimethylbenzene	ug/L	ND	50	50	47.7	48.2	95	96	34-144	1	20	
1,2-Dibromoethane (EDB)	ug/L	ND	50	50	51.6	53.0	103	106	64-139	3	20	
1,2-Dichloroethane	ug/L	ND	50	50	52.0	53.0	104	106	55-146	2	20	
1,2-Dichloropropane	ug/L	ND	50	50	52.7	51.4	105	103	66-134	2	20	
Benzene	ug/L	ND	50	50	50.3	50.8	101	102	65-137	1	20	
Chlorobenzene	ug/L	ND	50	50	50.2	51.1	100	102	54-135	2	20	
Chloroform	ug/L	ND	50	50	51.2	51.9	102	104	64-133	1	20	
cis-1,2-Dichloroethene	ug/L	ND	50	50	51.8	52.6	103	104	59-141	1	20	
Ethylbenzene	ug/L	ND	50	50	51.5	50.4	103	101	50-143	2	20	
Isopropylbenzene (Cumene)	ug/L	ND	50	50	49.9	50.6	100	101	36-151	1	20	
Methyl-tert-butyl ether	ug/L	ND	50	50	48.9	51.0	98	102	66-138	4	20	
n-Hexane	ug/L	ND	50	50	46.2	45.1	92	90	53-129	2	20	
Naphthalene	ug/L	ND	50	50	44.3	47.3	89	95	51-135	7	20	
Tetrachloroethene	ug/L	ND	50	50	50.1	50.5	100	101	43-149	1	20	
Toluene	ug/L	ND	50	50	50.6	50.9	101	102	57-137	0	20	
trans-1,2-Dichloroethene	ug/L	ND	50	50	50.6	50.0	101	100	63-133	1	20	

Results presented on this page are in the units indicated by the "Units" column except where an alternate unit is presented to the right of the result.

REPORT OF LABORATORY ANALYSIS

This report shall not be reproduced, except in full,
without the written consent of Pace Analytical Services, LLC.

Pace Analytical Services, LLC
7726 Moller Road
Indianapolis, IN 46268
(317)228-3100

QUALITY CONTROL DATA

Project: Houghland Canning
Pace Project No.: 50367377

MATRIX SPIKE & MATRIX SPIKE DUPLICATE: 3568129 3568130

Parameter	Units	50367377025 Result	MS Spike Conc.	MSD Spike Conc.	MS Result	MSD Result	MS % Rec	MSD % Rec	% Rec Limits	RPD	Max RPD	Qual
Trichloroethene	ug/L	43.8	50	50	93.1	89.5	99	91	52-145	4	20	
Vinyl chloride	ug/L	ND	50	50	51.2	51.0	102	102	43-139	0	20	
Xylene (Total)	ug/L	ND	150	150	148	151	99	101	52-137	2	20	
4-Bromofluorobenzene (S)	%.						100	99	79-124			
Dibromofluoromethane (S)	%.						100	101	82-128			
Toluene-d8 (S)	%.						98	99	73-122			

Results presented on this page are in the units indicated by the "Units" column except where an alternate unit is presented to the right of the result.

REPORT OF LABORATORY ANALYSIS

This report shall not be reproduced, except in full,
without the written consent of Pace Analytical Services, LLC.

Pace Analytical Services, LLC
7726 Moller Road
Indianapolis, IN 46268
(317)228-3100

QUALITY CONTROL DATA

Project: Houghland Canning
Pace Project No.: 50367377

QC Batch: 779654
QC Batch Method: EPA 5030/8260
Analysis Method: EPA 5030/8260
Analysis Description: 8260 MSV
Laboratory: Pace Analytical Services - Indianapolis
Associated Lab Samples: 50367377011, 50367377013, 50367377014, 50367377015, 50367377017, 50367377018, 50367377019, 50367377020, 50367377021, 50367377022, 50367377024, 50367377026, 50367377027, 50367377028, 50367377029, 50367377030

METHOD BLANK: 3568137
Matrix: Water
Associated Lab Samples: 50367377011, 50367377013, 50367377014, 50367377015, 50367377017, 50367377018, 50367377019, 50367377020, 50367377021, 50367377022, 50367377024, 50367377026, 50367377027, 50367377028, 50367377029, 50367377030

Parameter	Units	Blank Result	Reporting Limit	Analyzed	Qualifiers
1,1,1,2-Tetrachloroethane	ug/L	ND	5.0	03/11/24 15:00	
1,1,1-Trichloroethane	ug/L	ND	5.0	03/11/24 15:00	
1,1,2,2-Tetrachloroethane	ug/L	ND	5.0	03/11/24 15:00	
1,1,2-Trichloroethane	ug/L	ND	5.0	03/11/24 15:00	
1,1-Dichloroethane	ug/L	ND	5.0	03/11/24 15:00	
1,1-Dichloroethene	ug/L	ND	5.0	03/11/24 15:00	
1,1-Dichloropropene	ug/L	ND	5.0	03/11/24 15:00	
1,2,3-Trichlorobenzene	ug/L	ND	5.0	03/11/24 15:00	
1,2,3-Trichloropropane	ug/L	ND	5.0	03/11/24 15:00	
1,2,4-Trichlorobenzene	ug/L	ND	5.0	03/11/24 15:00	
1,2,4-Trimethylbenzene	ug/L	ND	5.0	03/11/24 15:00	
1,2-Dibromoethane (EDB)	ug/L	ND	5.0	03/11/24 15:00	
1,2-Dichlorobenzene	ug/L	ND	5.0	03/11/24 15:00	
1,2-Dichloroethane	ug/L	ND	5.0	03/11/24 15:00	
1,2-Dichloropropane	ug/L	ND	5.0	03/11/24 15:00	
1,3,5-Trimethylbenzene	ug/L	ND	5.0	03/11/24 15:00	
1,3-Dichlorobenzene	ug/L	ND	5.0	03/11/24 15:00	
1,3-Dichloropropane	ug/L	ND	5.0	03/11/24 15:00	
1,4-Dichlorobenzene	ug/L	ND	5.0	03/11/24 15:00	
1-Methylnaphthalene	ug/L	ND	10.0	03/11/24 15:00	
2,2-Dichloropropane	ug/L	ND	5.0	03/11/24 15:00	
2-Butanone (MEK)	ug/L	ND	25.0	03/11/24 15:00	
2-Chlorotoluene	ug/L	ND	5.0	03/11/24 15:00	
2-Hexanone	ug/L	ND	25.0	03/11/24 15:00	
2-Methylnaphthalene	ug/L	ND	10.0	03/11/24 15:00	
4-Chlorotoluene	ug/L	ND	5.0	03/11/24 15:00	
4-Methyl-2-pentanone (MIBK)	ug/L	ND	25.0	03/11/24 15:00	
Acetone	ug/L	ND	100	03/11/24 15:00	
Acrolein	ug/L	ND	50.0	03/11/24 15:00	
Acrylonitrile	ug/L	ND	100	03/11/24 15:00	
Benzene	ug/L	ND	5.0	03/11/24 15:00	
Bromobenzene	ug/L	ND	5.0	03/11/24 15:00	
Bromochloromethane	ug/L	ND	5.0	03/11/24 15:00	
Bromodichloromethane	ug/L	ND	5.0	03/11/24 15:00	
Bromoform	ug/L	ND	5.0	03/11/24 15:00	
Bromomethane	ug/L	ND	5.0	03/11/24 15:00	
Carbon disulfide	ug/L	ND	10.0	03/11/24 15:00	

Results presented on this page are in the units indicated by the "Units" column except where an alternate unit is presented to the right of the result.

REPORT OF LABORATORY ANALYSIS

This report shall not be reproduced, except in full,
without the written consent of Pace Analytical Services, LLC.

Pace Analytical Services, LLC
7726 Moller Road
Indianapolis, IN 46268
(317)228-3100

QUALITY CONTROL DATA

Project: Houghland Canning
Pace Project No.: 50367377

METHOD BLANK: 3568137 Matrix: Water

Associated Lab Samples: 50367377011, 50367377013, 50367377014, 50367377015, 50367377017, 50367377018, 50367377019, 50367377020, 50367377021, 50367377022, 50367377024, 50367377026, 50367377027, 50367377028, 50367377029, 50367377030

Parameter	Units	Blank Result	Reporting Limit	Analyzed	Qualifiers
Carbon tetrachloride	ug/L	ND	5.0	03/11/24 15:00	
Chlorobenzene	ug/L	ND	5.0	03/11/24 15:00	
Chloroethane	ug/L	ND	5.0	03/11/24 15:00	
Chloroform	ug/L	ND	5.0	03/11/24 15:00	
Chloromethane	ug/L	ND	5.0	03/11/24 15:00	
cis-1,2-Dichloroethene	ug/L	ND	5.0	03/11/24 15:00	
cis-1,3-Dichloropropene	ug/L	ND	5.0	03/11/24 15:00	
Dibromochloromethane	ug/L	ND	5.0	03/11/24 15:00	
Dibromomethane	ug/L	ND	5.0	03/11/24 15:00	
Dichlorodifluoromethane	ug/L	ND	5.0	03/11/24 15:00	
Ethyl methacrylate	ug/L	ND	100	03/11/24 15:00	
Ethylbenzene	ug/L	ND	5.0	03/11/24 15:00	
Hexachloro-1,3-butadiene	ug/L	ND	5.0	03/11/24 15:00	
Iodomethane	ug/L	ND	10.0	03/11/24 15:00	
Isopropylbenzene (Cumene)	ug/L	ND	5.0	03/11/24 15:00	
Methyl-tert-butyl ether	ug/L	ND	4.0	03/11/24 15:00	
Methylene Chloride	ug/L	ND	5.0	03/11/24 15:00	
n-Butylbenzene	ug/L	ND	5.0	03/11/24 15:00	
n-Hexane	ug/L	ND	5.0	03/11/24 15:00	
n-Propylbenzene	ug/L	ND	5.0	03/11/24 15:00	
Naphthalene	ug/L	ND	1.2	03/11/24 15:00	
p-Isopropyltoluene	ug/L	ND	5.0	03/11/24 15:00	
sec-Butylbenzene	ug/L	ND	5.0	03/11/24 15:00	
Styrene	ug/L	ND	5.0	03/11/24 15:00	
tert-Butylbenzene	ug/L	ND	5.0	03/11/24 15:00	
Tetrachloroethene	ug/L	ND	5.0	03/11/24 15:00	
Toluene	ug/L	ND	5.0	03/11/24 15:00	
trans-1,2-Dichloroethene	ug/L	ND	5.0	03/11/24 15:00	
trans-1,3-Dichloropropene	ug/L	ND	5.0	03/11/24 15:00	
trans-1,4-Dichloro-2-butene	ug/L	ND	100	03/11/24 15:00	
Trichloroethene	ug/L	ND	5.0	03/11/24 15:00	
Trichlorofluoromethane	ug/L	ND	5.0	03/11/24 15:00	
Vinyl acetate	ug/L	ND	50.0	03/11/24 15:00	
Vinyl chloride	ug/L	ND	2.0	03/11/24 15:00	
Xylene (Total)	ug/L	ND	10.0	03/11/24 15:00	
4-Bromofluorobenzene (S)	%.	100	79-124	03/11/24 15:00	
Dibromofluoromethane (S)	%.	97	82-128	03/11/24 15:00	
Toluene-d8 (S)	%.	101	73-122	03/11/24 15:00	

Results presented on this page are in the units indicated by the "Units" column except where an alternate unit is presented to the right of the result.

REPORT OF LABORATORY ANALYSIS

This report shall not be reproduced, except in full,
without the written consent of Pace Analytical Services, LLC.

Pace Analytical Services, LLC
7726 Moller Road
Indianapolis, IN 46268
(317)228-3100

QUALITY CONTROL DATA

Project: Houghland Canning
Pace Project No.: 50367377

LABORATORY CONTROL SAMPLE: 3568138

Parameter	Units	Spike Conc.	LCS Result	LCS % Rec	% Rec Limits	Qualifiers
1,1,1-Trichloroethane	ug/L	50	47.1	94	76-127	
1,1,2,2-Tetrachloroethane	ug/L	50	53.0	106	70-126	
1,1-Dichloroethene	ug/L	50	49.4	99	73-133	
1,2,4-Trimethylbenzene	ug/L	50	53.2	106	70-127	
1,2-Dibromoethane (EDB)	ug/L	50	48.5	97	80-126	
1,2-Dichloroethane	ug/L	50	41.6	83	70-124	
1,2-Dichloropropane	ug/L	50	52.0	104	74-128	
1,3,5-Trimethylbenzene	ug/L	50	53.7	107	71-124	
Benzene	ug/L	50	51.6	103	74-124	
Chlorobenzene	ug/L	50	52.0	104	77-121	
Chloroform	ug/L	50	48.9	98	75-118	
cis-1,2-Dichloroethene	ug/L	50	52.2	104	76-125	
Ethylbenzene	ug/L	50	53.3	107	74-125	
Isopropylbenzene (Cumene)	ug/L	50	53.8	108	75-126	
Methyl-tert-butyl ether	ug/L	50	46.1	92	74-129	
n-Hexane	ug/L	50	47.3	95	58-131	
Naphthalene	ug/L	50	57.4	115	70-132	
Tetrachloroethene	ug/L	50	52.0	104	73-132	
Toluene	ug/L	50	53.5	107	72-119	
trans-1,2-Dichloroethene	ug/L	50	52.4	105	74-125	
Trichloroethene	ug/L	50	52.2	104	75-127	
Vinyl chloride	ug/L	50	47.3	95	48-133	
Xylene (Total)	ug/L	150	152	101	73-123	
4-Bromofluorobenzene (S)	%.			97	79-124	
Dibromofluoromethane (S)	%.			95	82-128	
Toluene-d8 (S)	%.			101	73-122	

MATRIX SPIKE & MATRIX SPIKE DUPLICATE: 3568139 3568140

Parameter	Units	50367377011 Result	MS Spike Conc.	MSD Spike Conc.	MS Result	MSD Result	MS % Rec	MSD % Rec	% Rec Limits	RPD	Max RPD	Qual
1,1,1-Trichloroethane	ug/L	ND	50	50	48.9	48.7	98	97	63-138	0	20	
1,1,2,2-Tetrachloroethane	ug/L	ND	50	50	55.5	55.3	111	111	58-146	0	20	
1,1-Dichloroethene	ug/L	ND	50	50	52.7	52.3	105	105	65-139	1	20	
1,2,4-Trimethylbenzene	ug/L	ND	50	50	54.5	54.6	109	109	34-144	0	20	
1,2-Dibromoethane (EDB)	ug/L	ND	50	50	51.0	50.7	102	101	64-139	1	20	
1,2-Dichloroethane	ug/L	ND	50	50	43.9	43.7	88	87	55-146	0	20	
1,2-Dichloropropane	ug/L	ND	50	50	54.7	54.2	109	108	66-134	1	20	
1,3,5-Trimethylbenzene	ug/L	ND	50	50	55.4	55.2	111	110	29-151	0	20	
Benzene	ug/L	ND	50	50	53.8	53.3	108	107	65-137	1	20	
Chlorobenzene	ug/L	ND	50	50	54.4	53.9	109	108	54-135	1	20	
Chloroform	ug/L	ND	50	50	51.7	50.8	103	102	64-133	2	20	
cis-1,2-Dichloroethene	ug/L	ND	50	50	54.9	54.6	109	109	59-141	1	20	
Ethylbenzene	ug/L	ND	50	50	55.1	54.6	110	109	50-143	1	20	

Results presented on this page are in the units indicated by the "Units" column except where an alternate unit is presented to the right of the result.

REPORT OF LABORATORY ANALYSIS

This report shall not be reproduced, except in full,
without the written consent of Pace Analytical Services, LLC.

Pace Analytical Services, LLC
7726 Moller Road
Indianapolis, IN 46268
(317)228-3100

QUALITY CONTROL DATA

Project: Houghland Canning
Pace Project No.: 50367377

MATRIX SPIKE & MATRIX SPIKE DUPLICATE: 3568139 3568140

Parameter	Units	50367377011 Result	MS Spike Conc.	MSD Spike Conc.	MS Result	MSD Result	MS % Rec	MSD % Rec	% Rec Limits	RPD	Max RPD	Qual
Isopropylbenzene (Cumene)	ug/L	ND	50	50	55.4	55.6	111	111	36-151	0	20	
Methyl-tert-butyl ether	ug/L	ND	50	50	47.5	48.0	95	96	66-138	1	20	
n-Hexane	ug/L	ND	50	50	49.7	49.1	99	98	53-129	1	20	
Naphthalene	ug/L	ND	50	50	58.4	59.4	117	119	51-135	2	20	
Tetrachloroethene	ug/L	ND	50	50	53.1	53.2	106	106	43-149	0	20	
Toluene	ug/L	ND	50	50	55.7	55.2	111	110	57-137	1	20	
trans-1,2-Dichloroethene	ug/L	ND	50	50	55.3	54.4	111	109	63-133	2	20	
Trichloroethene	ug/L	ND	50	50	53.8	53.6	108	107	52-145	0	20	
Vinyl chloride	ug/L	ND	50	50	51.4	50.5	103	101	43-139	2	20	
Xylene (Total)	ug/L	ND	150	150	158	157	105	105	52-137	1	20	
4-Bromofluorobenzene (S)	%.						96	96	79-124			
Dibromofluoromethane (S)	%.						96	96	82-128			
Toluene-d8 (S)	%.						101	102	73-122			

Results presented on this page are in the units indicated by the "Units" column except where an alternate unit is presented to the right of the result.

REPORT OF LABORATORY ANALYSIS

This report shall not be reproduced, except in full,
without the written consent of Pace Analytical Services, LLC.

Pace Analytical Services, LLC
7726 Moller Road
Indianapolis, IN 46268
(317)228-3100

QUALITY CONTROL DATA

Project: Houghland Canning
Pace Project No.: 50367377

QC Batch: 780074
QC Batch Method: EPA 5030/8260
Analysis Method: EPA 5030/8260
Analysis Description: 8260 MSV
Laboratory: Pace Analytical Services - Indianapolis

Associated Lab Samples: 50367377023

METHOD BLANK: 3569839 Matrix: Water
Associated Lab Samples: 50367377023

Parameter	Units	Blank Result	Reporting Limit	Analyzed	Qualifiers
1,1,1,2-Tetrachloroethane	ug/L	ND	5.0	03/13/24 14:12	
1,1,1-Trichloroethane	ug/L	ND	5.0	03/13/24 14:12	
1,1,2,2-Tetrachloroethane	ug/L	ND	5.0	03/13/24 14:12	
1,1,2-Trichloroethane	ug/L	ND	5.0	03/13/24 14:12	
1,1-Dichloroethane	ug/L	ND	5.0	03/13/24 14:12	
1,1-Dichloroethene	ug/L	ND	5.0	03/13/24 14:12	
1,1-Dichloropropene	ug/L	ND	5.0	03/13/24 14:12	
1,2,3-Trichlorobenzene	ug/L	ND	5.0	03/13/24 14:12	
1,2,3-Trichloropropane	ug/L	ND	5.0	03/13/24 14:12	
1,2,4-Trichlorobenzene	ug/L	ND	5.0	03/13/24 14:12	
1,2,4-Trimethylbenzene	ug/L	ND	5.0	03/13/24 14:12	
1,2-Dibromoethane (EDB)	ug/L	ND	5.0	03/13/24 14:12	
1,2-Dichlorobenzene	ug/L	ND	5.0	03/13/24 14:12	
1,2-Dichloroethane	ug/L	ND	5.0	03/13/24 14:12	
1,2-Dichloropropane	ug/L	ND	5.0	03/13/24 14:12	
1,3,5-Trimethylbenzene	ug/L	ND	5.0	03/13/24 14:12	
1,3-Dichlorobenzene	ug/L	ND	5.0	03/13/24 14:12	
1,3-Dichloropropane	ug/L	ND	5.0	03/13/24 14:12	
1,4-Dichlorobenzene	ug/L	ND	5.0	03/13/24 14:12	
1-Methylnaphthalene	ug/L	ND	10.0	03/13/24 14:12	
2,2-Dichloropropane	ug/L	ND	5.0	03/13/24 14:12	
2-Butanone (MEK)	ug/L	ND	25.0	03/13/24 14:12	
2-Chlorotoluene	ug/L	ND	5.0	03/13/24 14:12	
2-Hexanone	ug/L	ND	25.0	03/13/24 14:12	
2-Methylnaphthalene	ug/L	ND	10.0	03/13/24 14:12	
4-Chlorotoluene	ug/L	ND	5.0	03/13/24 14:12	
4-Methyl-2-pentanone (MIBK)	ug/L	ND	25.0	03/13/24 14:12	
Acetone	ug/L	ND	100	03/13/24 14:12	
Acrolein	ug/L	ND	50.0	03/13/24 14:12	
Acrylonitrile	ug/L	ND	100	03/13/24 14:12	
Benzene	ug/L	ND	5.0	03/13/24 14:12	
Bromobenzene	ug/L	ND	5.0	03/13/24 14:12	
Bromochloromethane	ug/L	ND	5.0	03/13/24 14:12	
Bromodichloromethane	ug/L	ND	5.0	03/13/24 14:12	
Bromoform	ug/L	ND	5.0	03/13/24 14:12	
Bromomethane	ug/L	ND	5.0	03/13/24 14:12	
Carbon disulfide	ug/L	ND	10.0	03/13/24 14:12	
Carbon tetrachloride	ug/L	ND	5.0	03/13/24 14:12	
Chlorobenzene	ug/L	ND	5.0	03/13/24 14:12	
Chloroethane	ug/L	ND	5.0	03/13/24 14:12	

Results presented on this page are in the units indicated by the "Units" column except where an alternate unit is presented to the right of the result.

REPORT OF LABORATORY ANALYSIS

This report shall not be reproduced, except in full,
without the written consent of Pace Analytical Services, LLC.

Pace Analytical Services, LLC
7726 Moller Road
Indianapolis, IN 46268
(317)228-3100

QUALITY CONTROL DATA

Project: Houghland Canning
Pace Project No.: 50367377

METHOD BLANK: 3569839 Matrix: Water
Associated Lab Samples: 50367377023

Parameter	Units	Blank Result	Reporting Limit	Analyzed	Qualifiers
Chloroform	ug/L	ND	5.0	03/13/24 14:12	
Chloromethane	ug/L	ND	5.0	03/13/24 14:12	
cis-1,2-Dichloroethene	ug/L	ND	5.0	03/13/24 14:12	
cis-1,3-Dichloropropene	ug/L	ND	5.0	03/13/24 14:12	
Dibromochloromethane	ug/L	ND	5.0	03/13/24 14:12	
Dibromomethane	ug/L	ND	5.0	03/13/24 14:12	
Dichlorodifluoromethane	ug/L	ND	5.0	03/13/24 14:12	
Ethyl methacrylate	ug/L	ND	100	03/13/24 14:12	
Ethylbenzene	ug/L	ND	5.0	03/13/24 14:12	
Hexachloro-1,3-butadiene	ug/L	ND	5.0	03/13/24 14:12	
Iodomethane	ug/L	ND	10.0	03/13/24 14:12	
Isopropylbenzene (Cumene)	ug/L	ND	5.0	03/13/24 14:12	
Methyl-tert-butyl ether	ug/L	ND	4.0	03/13/24 14:12	
Methylene Chloride	ug/L	ND	5.0	03/13/24 14:12	
n-Butylbenzene	ug/L	ND	5.0	03/13/24 14:12	
n-Hexane	ug/L	ND	5.0	03/13/24 14:12	
n-Propylbenzene	ug/L	ND	5.0	03/13/24 14:12	
Naphthalene	ug/L	ND	1.2	03/13/24 14:12	
p-Isopropyltoluene	ug/L	ND	5.0	03/13/24 14:12	
sec-Butylbenzene	ug/L	ND	5.0	03/13/24 14:12	
Styrene	ug/L	ND	5.0	03/13/24 14:12	
tert-Butylbenzene	ug/L	ND	5.0	03/13/24 14:12	
Tetrachloroethene	ug/L	ND	5.0	03/13/24 14:12	
Toluene	ug/L	ND	5.0	03/13/24 14:12	
trans-1,2-Dichloroethene	ug/L	ND	5.0	03/13/24 14:12	
trans-1,3-Dichloropropene	ug/L	ND	5.0	03/13/24 14:12	
trans-1,4-Dichloro-2-butene	ug/L	ND	100	03/13/24 14:12	
Trichloroethene	ug/L	ND	5.0	03/13/24 14:12	
Trichlorofluoromethane	ug/L	ND	5.0	03/13/24 14:12	
Vinyl acetate	ug/L	ND	50.0	03/13/24 14:12	
Vinyl chloride	ug/L	ND	2.0	03/13/24 14:12	
Xylene (Total)	ug/L	ND	10.0	03/13/24 14:12	
4-Bromofluorobenzene (S)	%.	106	79-124	03/13/24 14:12	
Dibromofluoromethane (S)	%.	103	82-128	03/13/24 14:12	
Toluene-d8 (S)	%.	101	73-122	03/13/24 14:12	

LABORATORY CONTROL SAMPLE: 3569840

Parameter	Units	Spike Conc.	LCS Result	LCS % Rec	% Rec Limits	Qualifiers
1,1,1-Trichloroethane	ug/L	50	52.8	106	76-127	
1,1,2,2-Tetrachloroethane	ug/L	50	51.2	102	70-126	
1,1-Dichloroethene	ug/L	50	52.7	105	73-133	
1,2,4-Trimethylbenzene	ug/L	50	51.2	102	70-127	
1,2-Dibromoethane (EDB)	ug/L	50	60.0	120	80-126	

Results presented on this page are in the units indicated by the "Units" column except where an alternate unit is presented to the right of the result.

REPORT OF LABORATORY ANALYSIS

This report shall not be reproduced, except in full,
without the written consent of Pace Analytical Services, LLC.

Pace Analytical Services, LLC
7726 Moller Road
Indianapolis, IN 46268
(317)228-3100

QUALITY CONTROL DATA

Project: Houghland Canning
Pace Project No.: 50367377

LABORATORY CONTROL SAMPLE: 3569840

Parameter	Units	Spike Conc.	LCS Result	LCS % Rec	% Rec Limits	Qualifiers
1,2-Dichloroethane	ug/L	50	56.4	113	70-124	
1,2-Dichloropropane	ug/L	50	52.9	106	74-128	
Benzene	ug/L	50	52.1	104	74-124	
Chlorobenzene	ug/L	50	50.8	102	77-121	
Chloroform	ug/L	50	54.1	108	75-118	
cis-1,2-Dichloroethene	ug/L	50	53.4	107	76-125	
Ethylbenzene	ug/L	50	54.0	108	74-125	
Isopropylbenzene (Cumene)	ug/L	50	53.8	108	75-126	
Methyl-tert-butyl ether	ug/L	50	51.9	104	74-129	
n-Hexane	ug/L	50	47.2	94	58-131	
Naphthalene	ug/L	50	57.2	114	70-132	
Tetrachloroethene	ug/L	50	53.6	107	73-132	
Toluene	ug/L	50	51.5	103	72-119	
trans-1,2-Dichloroethene	ug/L	50	53.0	106	74-125	
Trichloroethene	ug/L	50	55.3	111	75-127	
Vinyl chloride	ug/L	50	49.4	99	48-133	
Xylene (Total)	ug/L	150	159	106	73-123	
4-Bromofluorobenzene (S)	%.			107	79-124	
Dibromofluoromethane (S)	%.			102	82-128	
Toluene-d8 (S)	%.			103	73-122	

MATRIX SPIKE & MATRIX SPIKE DUPLICATE: 3569841 3569842

Parameter	Units	50367797005 Result	MS Spike Conc.	MSD Spike Conc.	MS Result	MSD Result	MS % Rec	MSD % Rec	% Rec Limits	RPD	Max RPD	Qual
1,1,1-Trichloroethane	ug/L	61.1	50	50	104	102	85	82	63-138	2	20	
1,1,2,2-Tetrachloroethane	ug/L	ND	50	50	51.0	52.4	102	105	58-146	3	20	
1,1-Dichloroethene	ug/L	ND	50	50	55.5	55.9	110	111	65-139	1	20	
1,2,4-Trimethylbenzene	ug/L	ND	50	50	51.3	51.8	103	104	34-144	1	20	
1,2-Dibromoethane (EDB)	ug/L	ND	50	50	58.6	62.4	117	125	64-139	6	20	
1,2-Dichloroethane	ug/L	ND	50	50	55.4	53.4	111	107	55-146	4	20	
1,2-Dichloropropane	ug/L	ND	50	50	54.1	55.3	108	111	66-134	2	20	
Benzene	ug/L	ND	50	50	53.4	53.5	107	107	65-137	0	20	
Chlorobenzene	ug/L	ND	50	50	52.4	52.7	105	105	54-135	0	20	
Chloroform	ug/L	ND	50	50	53.8	53.1	108	106	64-133	1	20	
cis-1,2-Dichloroethene	ug/L	ND	50	50	56.3	56.7	113	113	59-141	1	20	
Ethylbenzene	ug/L	ND	50	50	53.0	53.5	106	107	50-143	1	20	
Isopropylbenzene (Cumene)	ug/L	ND	50	50	53.4	56.2	107	112	36-151	5	20	
Methyl-tert-butyl ether	ug/L	ND	50	50	52.4	53.3	105	107	66-138	2	20	
n-Hexane	ug/L	ND	50	50	52.8	52.9	106	106	53-129	0	20	
Naphthalene	ug/L	ND	50	50	51.0	57.1	102	114	51-135	11	20	
Tetrachloroethene	ug/L	ND	50	50	54.6	55.5	109	111	43-149	2	20	
Toluene	ug/L	ND	50	50	48.3	52.7	97	105	57-137	9	20	
trans-1,2-Dichloroethene	ug/L	ND	50	50	53.8	54.4	108	109	63-133	1	20	

Results presented on this page are in the units indicated by the "Units" column except where an alternate unit is presented to the right of the result.

REPORT OF LABORATORY ANALYSIS

This report shall not be reproduced, except in full,
without the written consent of Pace Analytical Services, LLC.

Pace Analytical Services, LLC
7726 Moller Road
Indianapolis, IN 46268
(317)228-3100

QUALITY CONTROL DATA

Project: Houghland Canning
Pace Project No.: 50367377

MATRIX SPIKE & MATRIX SPIKE DUPLICATE: 3569841 3569842

Parameter	Units	50367797005 Result	MS Spike Conc.	MSD Spike Conc.	MS Result	MSD Result	MS % Rec	MSD % Rec	% Rec Limits	RPD	Max RPD	Qual
Trichloroethene	ug/L	6.7	50	50	62.3	62.3	111	111	52-145	0	20	
Vinyl chloride	ug/L	ND	50	50	51.7	51.2	103	102	43-139	1	20	
Xylene (Total)	ug/L	ND	150	150	157	163	105	109	52-137	4	20	
4-Bromofluorobenzene (S)	%.						100	102	79-124			
Dibromofluoromethane (S)	%.						103	97	82-128			
Toluene-d8 (S)	%.						93	99	73-122			

Results presented on this page are in the units indicated by the "Units" column except where an alternate unit is presented to the right of the result.

REPORT OF LABORATORY ANALYSIS

This report shall not be reproduced, except in full,
without the written consent of Pace Analytical Services, LLC.

Pace Analytical Services, LLC
7726 Moller Road
Indianapolis, IN 46268
(317)228-3100

QUALIFIERS

Project: Houghland Canning
Pace Project No.: 50367377

DEFINITIONS

DF - Dilution Factor, if reported, represents the factor applied to the reported data due to dilution of the sample aliquot.

ND - Not Detected at or above adjusted reporting limit.

TNTC - Too Numerous To Count

J - Estimated concentration above the adjusted method detection limit and below the adjusted reporting limit.

MDL - Adjusted Method Detection Limit.

PQL - Practical Quantitation Limit.

RL - Reporting Limit - The lowest concentration value that meets project requirements for quantitative data with known precision and bias for a specific analyte in a specific matrix.

S - Surrogate

1,2-Diphenylhydrazine decomposes to and cannot be separated from Azobenzene using Method 8270. The result for each analyte is a combined concentration.

Consistent with EPA guidelines, unrounded data are displayed and have been used to calculate % recovery and RPD values.

LCS(D) - Laboratory Control Sample (Duplicate)

MS(D) - Matrix Spike (Duplicate)

DUP - Sample Duplicate

RPD - Relative Percent Difference

NC - Not Calculable.

SG - Silica Gel - Clean-Up

U - Indicates the compound was analyzed for, but not detected.

N-Nitrosodiphenylamine decomposes and cannot be separated from Diphenylamine using Method 8270. The result reported for each analyte is a combined concentration.

Reported results are not rounded until the final step prior to reporting. Therefore, calculated parameters that are typically reported as "Total" may vary slightly from the sum of the reported component parameters.

Pace Analytical is TNI accredited. Contact your Pace PM for the current list of accredited analytes.

TNI - The NELAC Institute.

ANALYTE QUALIFIERS

1d	Neither matrix spike nor matrix precision data could be provided for this analytical batch due to insufficient sample volume.
HS	Results are from sample aliquot taken from VOA vial with headspace (air bubble greater than 6 mm diameter).

REPORT OF LABORATORY ANALYSIS

This report shall not be reproduced, except in full,
without the written consent of Pace Analytical Services, LLC.

Pace Analytical Services, LLC
7726 Moller Road
Indianapolis, IN 46268
(317)228-3100

QUALITY CONTROL DATA CROSS REFERENCE TABLE

Project: Houghland Canning
Pace Project No.: 50367377

Lab ID	Sample ID	QC Batch Method	QC Batch	Analytical Method	Analytical Batch
50367377001	**MW-46I**	EPA 5030/8260	779180		
50367377002	**MW-64I**	EPA 5030/8260	779180		
50367377003	**MW-64D**	EPA 5030/8260	779180		
50367377004	**MW-62I**	EPA 5030/8260	779396		
50367377005	**MW-62D**	EPA 5030/8260	779396		
50367377006	**MW-63I**	EPA 5030/8260	779396		
50367377007	**MW-63D**	EPA 5030/8260	779396		
50367377008	**MW-59D**	EPA 5030/8260	779396		
50367377009	**MW-60D**	EPA 5030/8260	779396		
50367377010	**MW-60I**	EPA 5030/8260	779396		
50367377011	**MW-60S**	EPA 5030/8260	779654		
50367377012	**MW-61D**	EPA 5030/8260	779396		
50367377013	**MW-61I**	EPA 5030/8260	779654		
50367377014	**MW-56D**	EPA 5030/8260	779654		
50367377015	**MW-56S**	EPA 5030/8260	779654		
50367377016	**MW-53S**	EPA 5030/8260	778971		
50367377017	**MW-53D**	EPA 5030/8260	779654		
50367377018	**MW-54D**	EPA 5030/8260	779654		
50367377019	**MW-54S**	EPA 5030/8260	779654		
50367377020	**MW-57D**	EPA 5030/8260	779654		
50367377021	**MW-57S**	EPA 5030/8260	779654		
50367377022	**MW-58D**	EPA 5030/8260	779654		
50367377023	**MW-58S**	EPA 5030/8260	780074		
50367377024	**MW-55D**	EPA 5030/8260	779654		
50367377025	**MW-55S**	EPA 5030/8260	779652		
50367377026	**MW-40**	EPA 5030/8260	779654		
50367377027	**MW-43**	EPA 5030/8260	779654		
50367377028	**MW-43D**	EPA 5030/8260	779654		
50367377029	**MW-15**	EPA 5030/8260	779654		
50367377030	**MW-15D**	EPA 5030/8260	779654		
50367377031	**Trip Blank**	EPA 5030/8260	779652		
50367377032	**DUP-3**	EPA 5030/8260	779652		

This report shall not be reproduced, except in full,
without the written consent of Pace Analytical Services, LLC.

Pace® Location Requested (City/State):
Pace Analytical Indianapolis
7726 Moller Road, Indianapolis, IN 46268

CHAIN-OF-CUSTODY Analytical Request Document

Chain-of-Custody is a LEGAL DOCUMENT - Complete all relevant fields

WO# : 50367377

50367377

Company Name:	Patriot_Indianapolis	Contact/Report To:	James Cody
Street Address:	6150 E 75th St, Indianapolis, IN 46250	Phone #:	(317)576-8058
		E-Mail:	jcody@patrioteng.com
		Cc E-Mail:	
Customer Project #:			
Project Name:	Houghland Canning	Invoice To:	Accounts Payable
		Invoice E-Mail:	ap@patrioteng.com
Site Collection Info/Facility ID (as applicable):		Purchase Order # (if applicable):	21-1359-01E
		Quote #:	
Time Zone Collected: [ ] AK [ ] PT [ ] MT [ ] CT [X] ET		County / State origin of sample(s):	Indiana

Data Deliverables: [X] Level II [ ] Level III [ ] Level IV [ ] EQUIS [ ] Other

Regulatory Program (DW, RCRA, etc.) as applicable: Reportable [ ] Yes [ ] No

Rush (Pre-approval required): [ ] Same Day [ ] 1 Day [ ] 2 Day [ ] 3 Day [ ] Other Standard

DW PWSID # or WW Permit # as applicable:

Date Results Requested:

Field Filtered (if applicable): [ ] Yes [ ] No

Analysis:

* Matrix Codes (Insert in Matrix box below): Drinking Water (DW), Ground Water (GW), Waste Water (WW), Product (P), Soil/Solid (SS), Oil (OL), Wipe (WP), Tissue (TS), Bioassay (B), Vapor (V), Surface Water (SW),Sediment (SED), Sludge (SL), Caulk (CK), Leachate (LL), Biosolid (BS), Other (OT)

Specify Container Size **: 6

Identify Container Preservative Type***: 4

Analysis Requested: VOC by 8260

**Container Size: (1) 1L, (2) 500mL, (3) 250mL, (4) 125mL, (5) 100mL, (6) 40mL vial, (7) EnCore, (8) TerraCore, (9) 90mL, (10) Other

*** Preservative Types: (1) None, (2) HNO3, (3) H2SO4, (4) HCl, (5) NaOH, (6) Zn Acetate, (7) NaHSO4, (8) Sod. Thiosulfate, (9) Ascorbic Acid, (10) MeOH, (11) Other

Lab Use Only
Proj. Mgr: Tina Sayer
AcctNum / Client ID:
Table #:
Profile / Template: 6950
Prelog / Bottle Ord. ID: EZ 3070163

Customer Sample ID	Matrix *	Comp / Grab	Composite Start Date	Composite Start Time	Collected or Composite End Date	Collected or Composite End Time	# Cont.	Res. Chlorine Results	Res. Chlorine Units	VOC by 8260	Sample Comment	Preservation non-conformance identified for sample.
MW-46I	GW	G			3.5.24	856	3			X	001	
MW-64I	GW	G			3.5.24	809	3			X	002	
MW-64D	GW	G			3.5.24	829	3			X	003	
MW-62I	GW	G			3.5.24	713	3			X	004	
MW-62D	GW	G			3.5.24	736	3			X	005	
MW-63I	GW	G			3.4.24	1100	3			X	006	
MW-63D	GW	G			3.4.24	1126	3			X	007	
MW-59D	GW	G			3.4.24	925	3			X	008	
MW-60D	GW	G			3.4.24	848	3			X	009	
MW-60I	GW	G			3.4.24	757	3			X	010	

Additional Instructions from Pace®:

Collected By: (Printed Name) Cole Baird

Signature: Cole Baird

Customer Remarks / Special Conditions / Possible Hazards:

# Coolers:	Thermometer ID:	Correction Factor (°C):	Obs. Temp. (°C)	Corrected Temp. (°C)	On Ice:
1	B	+.1	0.8	0.9	Y

Relinquished by/Company: (Signature)	Date/Time:	Received by/Company: (Signature)	Date/Time:
Cole Baird / Patriot	3.5.24 / 1243	Autumn Wolfe	3-5-24/12:43
Autumn Wolfe / Retired	3/5/24 13:29	Ty Cahill PACE	3/5/24 1330

Tracking Number:

Delivered by: [X] In-Person [ ] Courier [ ] FedEx [ ] UPS [ ] Other

Submitting a sample via this chain of custody constitutes acknowledgment and acceptance of the Pace® Terms and Conditions found at https://www.pacelabs.com/resource-library/resource/pace-terms-and-conditions/

Pace® Location Requested (City/State):
Pace Analytical Indianapolis
7726 Moller Road, Indianapolis, IN 46268

CHAIN-OF-CUSTODY Analytical Request Document

Chain-of-Custody is a LEGAL DOCUMENT - Complete all relevant fields

LAB USE ONLY- Affix Workorder/Login Label Here

Scan QR Code for instructions

Company Name:	Patriot_Indianapolis	Contact/Report To:	James Cody
Street Address:	6150 E 75th St, Indianapolis, IN 46250	Phone #:	(317)576-8058
		E-Mail:	jcody@patrioteng.com
		Cc E-Mail:	
Customer Project #:			
Project Name:	Houghland Canning	Invoice To:	Accounts Payable
		Invoice E-Mail:	ap@patrioteng.com
Site Collection Info/Facility ID (as applicable):		Purchase Order # (if applicable):	21-1359-01E
		Quote #:	
Time Zone Collected: [ ] AK [ ] PT [ ] MT [ ] CT [X] ET		County / State origin of sample(s):	Indiana
Data Deliverables: [X] Level II [ ] Level III [ ] Level IV [ ] EQUIS [ ] Other	Regulatory Program (DW, RCRA, etc.) as applicable:	Reportable [ ] Yes [ ] No	
	Rush (Pre-approval required): [ ] Same Day [ ] 1 Day [ ] 2 Day [ ] 3 Day [ ] Other Standard	DW PWSID # or WW Permit # as applicable:	
	Date Results Requested:	Field Filtered (if applicable): [ ] Yes [ ] No	
		Analysis:	

Specify Container Size **: 6

Identify Container Preservative Type***: 4

Analysis Requested: VOC by 8260

**Container Size: (1) 1L, (2) 500mL, (3) 250mL, (4) 125mL, (5) 100mL, (6) 40mL vial, (7) EnCore, (8) TerraCore, (9) 90mL, (10) Other

*** Preservative Types: (1) None, (2) HNO3, (3) H2SO4, (4) HCl, (5) NaOH, (6) Zn Acetate, (7) NaHSO4, (8) Sod. Thiosulfate, (9) Ascorbic Acid, (10) MeOH, (11) Other

Lab Use Only
Proj. Mgr: Tina Sayer
AcctNum / Client ID:
Table #:
Profile / Template: 6950
Prelog / Bottle Ord. ID: EZ 3070163

* Matrix Codes (Insert in Matrix box below): Drinking Water (DW), Ground Water (GW), Waste Water (WW), Product (P), Soil/Solid (SS), Oil (OL), Wipe (WP), Tissue (TS), Bioassay (B), Vapor (V), Surface Water (SW),Sediment (SED), Sludge (SL), Caulk (CK), Leachate (LL), Biosolid (BS), Other (OT)

Customer Sample ID	Matrix *	Comp / Grab	Composite Start Date	Composite Start Time	Collected or Composite End Date	Collected or Composite End Time	# Cont.	Res. Chlorine Results	Res. Chlorine Units	VOC by 8260	Sample Comment	Preservation non-conformance identified for sample.
MW-60S	GW	G			3.4.24	825	3			X	011	
MW-61D					3.1.24	1033				X	012	
MW-61I					3.1.24	1008				X	013	
MW-56D					3.1.24	1401				X	014	
MW-56S					3.1.24	1325				X	015	
MW-53S					3.4.24	1000				X	016	
MW-53S MS					3.4.24	1000				X		
MW-53S MSD					3.4.24	1000				X		
MW-53D					3.4.24	1031				X	017	
MW-54D					3.1.24	1156				X	018	

Additional Instructions from Pace®:

Collected By: (Printed Name) Cole Baird
Signature: Cole Baird

Customer Remarks / Special Conditions / Possible Hazards:

# Coolers:	Thermometer ID:	Correction Factor (°C):	Obs. Temp. (°C)	Corrected Temp. (°C)	On Ice:
1	B	+.1	0.8	0.9	Y

Relinquished by/Company: (Signature) Cole Baird / Patriot	Date/Time: 3.5.24/1243	Received by/Company: (Signature) Autumn Webster	Date/Time: 3-5-24 12:43	Tracking Number:
Relinquished by/Company: (Signature) Autumn Webster / Patriot	Date/Time: 3/5/24 13:29	Received by/Company: (Signature) PACE	Date/Time: 3/5/24 1330	Delivered by: [X] In-Person [ ] Courier [ ] FedEx [ ] UPS [ ] Other
Relinquished by/Company: (Signature)	Date/Time:	Received by/Company: (Signature)	Date/Time:	
Relinquished by/Company: (Signature)	Date/Time:	Received by/Company: (Signature)	Date/Time:	Page: 2 of 4

Submitting a sample via this chain of custody constitutes acknowledgment and acceptance of the Pace® Terms and Conditions found at https://www.pacelabs.com/resource-library/resource/pace-terms-and-conditions/

Pace® Location Requested (City/State):
Pace Analytical Indianapolis
7726 Moller Road, Indianapolis, IN 46268

CHAIN-OF-CUSTODY Analytical Request Document

Chain-of-Custody is a LEGAL DOCUMENT - Complete all relevant fields

LAB USE ONLY- Affix Workorder/Login Label Here

Scan QR Code for instructions

Company Name:	Patriot_Indianapolis	Contact/Report To:	James Cody
Street Address:	6150 E 75th St, Indianapolis, IN 46250	Phone #:	(317)576-8058
		E-Mail:	jcody@patrioteng.com
		Cc E-Mail:	
Customer Project #:			
Project Name:	Houghland Canning	Invoice To:	Accounts Payable
		Invoice E-Mail:	ap@patrioteng.com
Site Collection Info/Facility ID (as applicable):		Purchase Order # (if applicable):	21-1359-01E
		Quote #:	

Time Zone Collected: [ ] AK [ ] PT [ ] MT [ ] CT [X] ET

County / State origin of sample(s): Indiana

Data Deliverables: [X] Level II [ ] Level III [ ] Level IV [ ] EQUIS [ ] Other

Regulatory Program (DW, RCRA, etc.) as applicable: Reportable [ ] Yes [ ] No

Rush (Pre-approval required): [ ] Same Day [ ] 1 Day [ ] 2 Day [ ] 3 Day [ ] Other Standard

DW PWSID # or WW Permit # as applicable:

Date Results Requested:

Field Filtered (if applicable): [ ] Yes [ ] No

Analysis:

Specify Container Size **: 6

Identify Container Preservative Type***: 4

Analysis Requested: VOC by 8260

**Container Size: (1) 1L, (2) 500mL, (3) 250mL, (4) 125mL, (5) 100mL, (6) 40mL vial, (7) EnCore, (8) TerraCore, (9) 90mL, (10) Other

*** Preservative Types: (1) None, (2) HNO3, (3) H2SO4, (4) HCl, (5) NaOH, (6) Zn Acetate, (7) NaHSO4, (8) Sod. Thiosulfate, (9) Ascorbic Acid, (10) MeOH, (11) Other

Lab Use Only:
Proj. Mgr: Tina Sayer
AcctNum / Client ID:
Table #:
Profile / Template: 6950
Prelog / Bottle Ord. ID: EZ 3070163

Preservation non-conformance identified for sample.

* Matrix Codes (Insert in Matrix box below): Drinking Water (DW), Ground Water (GW), Waste Water (WW), Product (P), Soil/Solid (SS), Oil (OL), Wipe (WP), Tissue (TS), Bioassay (B), Vapor (V), Surface Water (SW),Sediment (SED), Sludge (SL), Caulk (CK), Leachate (LL), Biosolid (BS), Other (OT)

Customer Sample ID	Matrix *	Comp / Grab	Composite Start Date	Composite Start Time	Collected or Composite End Date	Collected or Composite End Time	# Cont.	Res. Chlorine Results	Res. Chlorine Units	VOC by 8260	Sample Comment
MW-54S	GW	G			3.1.24	1137	3			X	019
MW-57D					3.1.24	1300				X	020
MW-57S					3.1.24	1220				X	021
MW-58D					3.1.24	934				X	022
MW-58S					3.1.24	904				X	023
MW-55D					3.1.24	804				X	024
MW-55S					3.1.24	832				X	025
MW-40					3.5.24	945				X	026
MW-43					3.5.24	1021				X	027
MW-43D					3.5.24	1040				X	028

Additional Instructions from Pace®:

Collected By: (Printed Name) Cole Bird

Signature: Cole Bird

Customer Remarks / Special Conditions / Possible Hazards:

# Coolers:	Thermometer ID:	Correction Factor (°C):	Obs. Temp. (°C)	Corrected Temp. (°C)	On Ice:
1	B	+.1	0.8	0.9	Y

Relinquished by/Company: (Signature) Cole Bird / Patriot	Date/Time: 3.5.24 / 1243	Received by/Company: (Signature) Autumn Wolcott	Date/Time: 3-5-24 / 12:43	Tracking Number:
Relinquished by/Company: (Signature) Autumn Wolcott/Patriot	Date/Time: 3/5/24 13:09	Received by/Company: (Signature) PACE	Date/Time: 3/5/24 1330	Delivered by: [X] In-Person [ ] Courier [ ] FedEx [ ] UPS [ ] Other
Relinquished by/Company: (Signature)	Date/Time:	Received by/Company: (Signature)	Date/Time:	
Relinquished by/Company: (Signature)	Date/Time:	Received by/Company: (Signature)	Date/Time:	Page: 3 of 4

Submitting a sample via this chain of custody constitutes acknowledgment and acceptance of the Pace® Terms and Conditions found at https://www.pacelabs.com/resource-library/resource/pace-terms-and-conditions/

Pace® Location Requested (City/State):
Pace Analytical Indianapolis
7726 Moller Road, Indianapolis, IN 46268

CHAIN-OF-CUSTODY Analytical Request Document

Chain-of-Custody is a LEGAL DOCUMENT - Complete all relevant fields

LAB USE ONLY- Affix Workorder/Login Label Here

Scan QR Code for instructions

Company Name:	Patriot_Indianapolis	Contact/Report To:	James Cody
Street Address:	6150 E 75th St, Indianapolis, IN 46250	Phone #:	(317)576-8058
		E-Mail:	jcody@patrioteng.com
		Cc E-Mail:	
Customer Project #:			
Project Name:	Houghland Canning	Invoice To:	Accounts Payable
		Invoice E-Mail:	ap@patrioteng.com
Site Collection Info/Facility ID (as applicable):		Purchase Order # (if applicable):	21-1359-01E
		Quote #:	
Time Zone Collected: [ ] AK [ ] PT [ ] MT [ ] CT [X] ET		County / State origin of sample(s):	Indiana

Specify Container Size **: 6

Identify Container Preservative Type***: 4

Analysis Requested

**Container Size: (1) 1L, (2) 500mL, (3) 250mL, (4) 125mL, (5) 100mL, (6) 40mL vial, (7) EnCore, (8) TerraCore, (9) 90mL, (10) Other

*** Preservative Types: (1) None, (2) HNO3, (3) H2SO4, (4) HCl, (5) NaOH, (6) Zn Acetate, (7) NaHSO4, (8) Sod. Thiosulfate, (9) Ascorbic Acid, (10) MeOH, (11) Other

Data Deliverables: [X] Level II [ ] Level III [ ] Level IV [ ] EQUIS [ ] Other

Regulatory Program (DW, RCRA, etc.) as applicable: Reportable [ ] Yes [ ] No

Rush (Pre-approval required): [ ] Same Day [ ] 1 Day [ ] 2 Day [ ] 3 Day [ ] Other Standard

DW PWSID # or WW Permit # as applicable:

Date Results Requested:

Field Filtered (if applicable): [ ] Yes [ ] No

Analysis:

Lab Use Only: Proj. Mgr: Tina Sayer; AcctNum / Client ID:; Table #:; Profile / Template: 6950; Prelog / Bottle Ord. ID: EZ 3070163

Preservation non-conformance identified for sample.

* Matrix Codes (Insert in Matrix box below): Drinking Water (DW), Ground Water (GW), Waste Water (WW), Product (P), Soil/Solid (SS), Oil (OL), Wipe (WP), Tissue (TS), Bioassay (B), Vapor (V), Surface Water (SW), Sediment (SED), Sludge (SL), Caulk (CK), Leachate (LL), Biosolid (BS), Other (OT)

Customer Sample ID	Matrix *	Comp / Grab	Composite Start Date	Composite Start Time	Collected or Composite End Date	Collected or Composite End Time	# Cont.	Res. Chlorine Results	Res. Chlorine Units	VOC by 8260	Sample Comment
MW-15	GW	G			3.5.24		3			X	029
MW-15D		G			3.5.24					X	030
Trip Blank		—			3.1.24					X	031
DUP-3		G			3.1.24	—				X	032
					CB 3.5.24						

Additional Instructions from Pace®:

Collected By: (Printed Name) Cole Baird

Signature: Cole Baird

Customer Remarks / Special Conditions / Possible Hazards:

# Coolers:	Thermometer ID:	Correction Factor (°C):	Obs. Temp. (°C)	Corrected Temp. (°C)	On Ice:
1	B	+.1	0.8	0.9	Y

Relinquished by/Company: (Signature)	Date/Time:	Received by/Company: (Signature)	Date/Time:
Cole Baird / Patriot	3.5/24 / 1243	Autumn Webster	3-5-24 / 12:43
Autumn Webster Patriot	3/5/24 13:29	[illegible] PACE	3/5/24 13:30

Tracking Number:

Delivered by: [X] In-Person [ ] Courier [ ] FedEX [ ] UPS [ ] Other

Page: 4 of 4

Submitting a sample via this chain of custody constitutes acknowledgment and acceptance of the Pace® Terms and Conditions found at https://www.pacelabs.com/resource-library/resource/pace-terms-and-conditions/

ENV-FRM-CORQ-0019 v02 110123

Pace

SAMPLE CONDITION UPON RECEIPT FORM

Date/Time and Initials of person examining contents: TW 3/5/24 1450

1. **Courier:** ☐ FED EX ☐ UPS ☑ CLIENT ☐ PACE ☐ NOW/JETT ☐ OTHER _____
2. **Custody Seal on Cooler/Box Present:** ☐ Yes ☑ No
   (If yes)Seals Intact: ☐ Yes ☐ No **(leave blank if no seals were present)**
3. **Thermometer:** 1 2 3 4 5 6 7 8 A (B) C D E F G H
4. **Cooler Temperature(s):** 0.8/0.9 | | | |
   (Initial/Corrected) RECORD TEMPS OF ALL COOLERS RECEIVED (use Comments below to add more)
5. **Packing Material:** ☐ Bubble Wrap ☑ Bubble Bags ☐ None ☐ Other _____
6. **Ice Type:** ☑ Wet ☐ Blue ☐ None
7. **If temp. is over 6°C or under 0°C, was the PM notified?:** ☐ Yes ☐ No
   Cooler temp should be above freezing to 6°C

All discrepancies will be written out in the comments section below.

	Yes	No		Yes	No	N/A
USDA Regulated Soils? (HI, ID, NY, WA, OR,CA, NM, TX, OK, AR, LA, TN, AL, MS, NC, SC, GA, FL, or Puerto Rico)		✓	All containers needing acid/base preservation have been pH CHECKED?: **Exceptions: VOA, coliform, LLHg, O&G, RAD CHEM, and any container with a septum cap or preserved with HCl.** **Circle: HNO3 (<2) H2SO4 (<2) NaOH (>10) NaOH/ZnAc (>9)** Any non-conformance to pH recommendations will be noted on the container count form			
Short Hold Time Analysis (48 hours or less)? Analysis:		✓				✓
Time 5035A TC placed in Freezer or Short Holds To Lab	Time:			Present	Absent	N/A
			Residual Chlorine Check (SVOC 625 Pest/PCB 608)			✓
Rush TAT Requested (4 days or less):		✓	Residual Chlorine Check (Total/Amenable/Free Cyanide)			✓
Custody Signatures Present?	✓		Headspace Wisconsin Sulfide?			✓
Containers Intact?:	✓		Headspace in VOA Vials (>6mm): See Containter Count form for details	Present ✓	Absent	No VOA Vials Sent
Sample Label (IDs/Dates/Times) Match COC?: Except TCs, which only require sample ID	✓		Trip Blank Present?	✓		
Extra labels on Terracore Vials? (soils only)			Trip Blank Custody Seals?:	✓		

COMMENTS:

COC PAGE 1 of 4

Sample Container Count

** Place a RED dot on containers that are out of conformance **

COC Line Item	WGFU	WGKU BG1U	MeOH (only) SBS DI R	DG9H VG9H	VOA VIAL HS >6mm	VG9U DG9U	VG9T	AMBER GLASS: AG0U	AG1H	AG1U	AG3U	AG3S	AG3SF	AG3B	PLASTIC: BP1U	BP1N	BP2U	BP3U	BP3N	BP3F	BP3S	BP3B	BP3Z	OTHER: CG3H	CG3F	Syringe Kit		Matrix	Nitric Red HNO3 <2	Sulfuric Yellow H2SO4 <2	Sodium Hydroxide Green NaOH >10	Sodium Hydroxide/ZnAc Black NaOH/ZnAc >9
1				3																								WT				
2																																
3																																
4																																
5																																
6					1/3																											
7					1/3																											
8																																
9																																
10																																
11																																
12																																

Container Codes

Glass

DG9H	40mL HCl amber voa vial	BG1T	glass
DG9P	40mL TSP amber vial	BG1U	1L unpreserved glass
DG9S	40mL H2SO4 amber vial	CG3U	250mL Unpres Clear Glass
DG9T	40mL Na Thio amber vial	AG0U	100mL unpres amber glass
DG9U	40mL unpreserved amber vial	AG1H	1L HCl amber glass
VG9H	40mL HCl clear vial	AG1S	1L H2SO4 amber glass
VG9T	40mL Na Thio. clear vial	AG1T	1L Na Thiosulfate amber glass
VG9U	40mL unpreserved clear vial	AG1U	1liter unpres amber glass
I	40mL w/hexane wipe vial	AG2N	500mL HNO3 amber glass
WGKU	8oz unpreserved clear jar	AG2S	500mL H2SO4 amber glass
WGFU	4oz clear soil jar	AG2U	500mL unpres amber glass
JGFU	4oz unpreserved amber wide	AG3S	250mL H2SO4 amber glass
CG3H	250mL clear glass HCl	AG3SF	250mL H2SO4 amb glass -field filtered
CG3F	250mL clear glass HCl, Field Filter	AG3U	250mL unpres amber glass
BG1H	1L HCl clear glass	AG3B	250mL NaOH amber glass
BG1S	1L H2SO4 clear glass		

Plastic

BP1B	1L NaOH plastic	BP4U	125mL unpreserved plastic
BP1N	1L HNO3 plastic	BP4N	125mL HNO3 plastic
BP1S	1L H2SO4 plastic	BP4S	125mL H2SO4 plastic
BP1U	1L unpreserved plastic		
BP1Z	1L NaOH, Zn, Ac		
BP2N	500mL HNO3 plastic		
BP2C	500mL NaOH plastic		
BP2S	500mL H2SO4 plastic		
BP2U	500mL unpreserved plastic		
BP2Z	500mL NaOH, Zn Ac		
BP3B	250mL NaOH plastic		
BP3N	250mL HNO3 plastic		
BP3F	250mL HNO3 plastic-field filtered		
BP3U	250mL unpreserved plastic		
BP3S	250mL H2SO4 plastic		
BP3Z	250mL NaOH, ZnAc plastic		
BP3R	250mL Unpres. FF SO4/OH buffer		

Miscellaneous

Syringe Kit	LL Cr+6 sampling kit
ZPLC	Ziploc Bag
R	Terracore Kit
SP5T	120mL Coliform Sodium Thiosulfate
GN	General Container
U	Summa Can (air sample)
WT	Water
SL	Solid
OL	Oil
NAL	Non-aqueous liquid
WP	Wipe

COC PAGE 2 of 4

Sample Container Count

** Place a RED dot on containers that are out of conformance **

COC Line Item	WGFU	WGKU BG1U	MeOH (only) SBS DI R	DG9H VG9H	VOA VIAL HS >6mm	VG9U DG9U	VG9T	AMBER GLASS: AG0U	AG1H	AG1U	AG3U	AG3S	AG3SF	AG3B	PLASTIC: BP1U	BP1N	BP2U	BP3U	BP3N	BP3F	BP3S	BP3B	BP3Z	OTHER: CG3H	CG3F	Syringe Kit		Matrix	Nitric Red HNO3 <2	Sulfuric Yellow H2SO4 <2	Sodium Hydroxide Green NaOH >10	Sodium Hydroxide/Zn Ac Black NaOH+Zn Ac >9
1				3																								WT				
2																																
3																																
4																																
5				9																												
6																																
7																																
8																																
9				3																												
10				3																								↓				
11																																
12																																

Container Codes

Glass

DG9H	40mL HCl amber voa vial	BG1T	glass
DG9P	40mL TSP amber vial	BG1U	1L unpreserved glass
DG9S	40mL H2SO4 amber vial	CG3U	250mL Unpres Clear Glass
DG9T	40mL Na Thio amber vial	AG0U	100mL unpres amber glass
DG9U	40mL unpreserved amber vial	AG1H	1L HCl amber glass
VG9H	40mL HCl clear vial	AG1S	1L H2SO4 amber glass
VG9T	40mL Na Thio. clear vial	AG1T	1L Na Thiosulfate amber glass
VG9U	40mL unpreserved clear vial	AG1U	1liter unpres amber glass
I	40mL w/hexane wipe vial	AG2N	500mL HNO3 amber glass
WGKU	8oz unpreserved clear jar	AG2S	500mL H2SO4 amber glass
WGFU	4oz clear soil jar	AG2U	500mL unpres amber glass
JGFU	4oz unpreserved amber wide	AG3S	250mL H2SO4 amber glass
CG3H	250mL clear glass HCl	AG3SF	250mL H2SO4 amb glass -field filtered
CG3F	250mL clear glass HCl, Field Filter	AG3U	250mL unpres amber glass
BG1H	1L HCl clear glass	AG3B	250mL NaOH amber glass
BG1S	1L H2SO4 clear glass		

Plastic

BP1B	1L NaOH plastic	BP4U	125mL unpreserved plastic
BP1N	1L HNO3 plastic	BP4N	125mL HNO3 plastic
BP1S	1L H2SO4 plastic	BP4S	125mL H2SO4 plastic
BP1U	1L unpreserved plastic		
BP1Z	1L NaOH, Zn, Ac		
BP2N	500mL HNO3 plastic		
BP2C	500mL NaOH plastic		
BP2S	500mL H2SO4 plastic		
BP2U	500mL unpreserved plastic		
BP2Z	500mL NaOH, Zn Ac		
BP3B	250mL NaOH plastic		
BP3N	250mL HNO3 plastic		
BP3F	250mL HNO3 plastic-field filtered		
BP3U	250mL unpreserved plastic		
BP3S	250mL H2SO4 plastic		
BP3Z	250mL NaOH, ZnAc plastic		
BP3R	250mL Unpres. FF SO4/OH buffer		

Miscellaneous

Syringe Kit	LL Cr+6 sampling kit
ZPLC	Ziploc Bag
R	Terracore Kit
SP5T	120mL Coliform Sodium Thiosulfate
GN	General Container
U	Summa Can (air sample)
WT	Water
SL	Solid
OL	Oil
NAL	Non-aqueous liquid
WP	Wipe

COC PAGE 3 of 4

Sample Container Count

** Place a RED dot on containers that are out of conformance **

COC Line Item	WGFU	WGKU BG1U	MeOH (only) SBS DI R	DG9H	VG9H	VOA VIAL HS >6mm	VG9U DG9U	VG9T	AMBER GLASS: AG0U	AG1H	AG1U	AG3U	AG3S	AG3SF	AG3B	PLASTIC: BP1U	BP1N	BP2U	BP3U	BP3N	BP3F	BP3S	BP3B	BP3Z	OTHER: CG3H	CG3F	Syringe Kit	Matrix	Nitric Red HNO3 <2	Sulfuric Yellow H2SO4 <2	Sodium Hydroxide Green NaOH >10	Sodium Hydroxide ZnAc Black NaOH+ZnAc
1				3																								WT				
2																																
3																																
4																																
5																																
6																																
7																																
8																																
9						2/3																										
10				↓		1/3																										
11																																
12																																

Container Codes

Glass

DG9H	40mL HCl amber voa vial	BG1T	glass
DG9P	40mL TSP amber vial	BG1U	1L unpreserved glass
DG9S	40mL H2SO4 amber vial	CG3U	250mL Unpres Clear Glass
DG9T	40mL Na Thio amber vial	AG0U	100mL unpres amber glass
DG9U	40mL unpreserved amber vial	AG1H	1L HCl amber glass
VG9H	40mL HCl clear vial	AG1S	1L H2SO4 amber glass
VG9T	40mL Na Thio. clear vial	AG1T	1L Na Thiosulfate amber glass
VG9U	40mL unpreserved clear vial	AG1U	1liter unpres amber glass
I	40mL w/hexane wipe vial	AG2N	500mL HNO3 amber glass
WGKU	8oz unpreserved clear jar	AG2S	500mL H2SO4 amber glass
WGFU	4oz clear soil jar	AG2U	500mL unpres amber glass
JGFU	4oz unpreserved amber wide	AG3S	250mL H2SO4 amber glass
CG3H	250mL clear glass HCl	AG3SF	250mL H2SO4 amb glass -field filtered
CG3F	250mL clear glass HCl, Field Filter	AG3U	250mL unpres amber glass
BG1H	1L HCl clear glass	AG3B	250mL NaOH amber glass
BG1S	1L H2SO4 clear glass		

Plastic

BP1B	1L NaOH plastic	BP4U	125mL unpreserved plastic
BP1N	1L HNO3 plastic	BP4N	125mL HNO3 plastic
BP1S	1L H2SO4 plastic	BP4S	125mL H2SO4 plastic
BP1U	1L unpreserved plastic		
BP1Z	1L NaOH, Zn, Ac		
BP2N	500mL HNO3 plastic		
BP2C	500mL NaOH plastic		
BP2S	500mL H2SO4 plastic		
BP2U	500mL unpreserved plastic		
BP2Z	500mL NaOH, Zn Ac		
BP3B	250mL NaOH plastic		
BP3N	250mL HNO3 plastic		
BP3F	250mL HNO3 plastic-field filtered		
BP3U	250mL unpreserved plastic		
BP3S	250mL H2SO4 plastic		
BP3Z	250mL NaOH, ZnAc plastic		
BP3R	250mL Unpres. FF SO4/OH buffer		

Miscellaneous

Syringe Kit	LL Cr+6 sampling kit
ZPLC	Ziploc Bag
R	Terracore Kit
SP5T	120mL Coliform Sodium Thiosulfate
GN	General Container
U	Summa Can (air sample)
WT	Water
SL	Solid
OL	Oil
NAL	Non-aqueous liquid
WP	Wipe

COC PAGE 4 of 4

Sample Container Count

** Place a RED dot on containers that are out of conformance **

COC Line Item	WGFU	WGKU BG1U	MeOH (only) SBS DI R	DG9H VG9H	VOA VIAL HS >6mm	VG9U DG9U	VG9T	AMBER GLASS: AG0U	AG1H	AG1U	AG3U	AG3S	AG3SF	AG3B	PLASTIC: BP1U	BP1N	BP2U	BP3U	BP3N	BP3F	BP3S	BP3B	BP3Z	OTHER: CG3H	CG3F	Syringe Kit		Matrix
1				3	2/3	11:17																						WT
2					2/3	11:33																						
3																												
4																												
5																												
6																												
7																												
8																												
9																												
10																												
11																												
12																												

Nitric	Sulfuric	Sodium Hydroxide	Sodium Hydroxide Zn Ac
Red	Yellow	Green	Black
HNO3 <2	H2SO4 <2	NaOH >10	NaOH/Zn Ac

Container Codes

Glass

DG9H	40mL HCl amber voa vial	BG1T	glass
DG9P	40mL TSP amber vial	BG1U	1L unpreserved glass
DG9S	40mL H2SO4 amber vial	CG3U	250mL Unpres Clear Glass
DG9T	40mL Na Thio amber vial	AG0U	100mL unpres amber glass
DG9U	40mL unpreserved amber vial	AG1H	1L HCl amber glass
VG9H	40mL HCl clear vial	AG1S	1L H2SO4 amber glass
VG9T	40mL Na Thio. clear vial	AG1T	1L Na Thiosulfate amber glass
VG9U	40mL unpreserved clear vial	AG1U	1liter unpres amber glass
I	40mL w/hexane wipe vial	AG2N	500mL HNO3 amber glass
WGKU	8oz unpreserved clear jar	AG2S	500mL H2SO4 amber glass
WGFU	4oz clear soil jar	AG2U	500mL unpres amber glass
JGFU	4oz unpreserved amber wide	AG3S	250mL H2SO4 amber glass
CG3H	250mL clear glass HCl	AG3SF	250mL H2SO4 amb glass -field filtered
CG3F	250mL clear glass HCl, Field Filter	AG3U	250mL unpres amber glass
BG1H	1L HCl clear glass	AG3B	250mL NaOH amber glass
BG1S	1L H2SO4 clear glass		

Plastic

BP1B	1L NaOH plastic	BP4U	125mL unpreserved plastic
BP1N	1L HNO3 plastic	BP4N	125mL HNO3 plastic
BP1S	1L H2SO4 plastic	BP4S	125mL H2SO4 plastic
BP1U	1L unpreserved plastic		
BP1Z	1L NaOH, Zn, Ac		
BP2N	500mL HNO3 plastic		
BP2C	500mL NaOH plastic		
BP2S	500mL H2SO4 plastic		
BP2U	500mL unpreserved plastic		
BP2Z	500mL NaOH, Zn Ac		
BP3B	250mL NaOH plastic		
BP3N	250mL HNO3 plastic		
BP3F	250mL HNO3 plastic-field filtered		
BP3U	250mL unpreserved plastic		
BP3S	250mL H2SO4 plastic		
BP3Z	250mL NaOH, ZnAc plastic		
BP3R	250mL Unpres. FF SO4/OH buffer		

Miscellaneous

Syringe Kit	LL Cr+6 sampling kit
ZPLC	Ziploc Bag
R	Terracore Kit
SP5T	120mL Coliform Sodium Thiosulfate
GN	General Container
U	Summa Can (air sample)
WT	Water
SL	Solid
OL	Oil
NAL	Non-aqueous liquid
WP	Wipe